


**INSTRUCTIONS
FOR USING
THE MASTER PARTS CATALOG**

1. CHECK UNIT NAMEPLATE FOR CORRECT MODEL AND SPEC NUMBER.
2. LOCATE MODEL IN MODEL INDEX SECTION.
3. SEE MODEL DATA SECTION FOR SPECIAL PARTS.
4. SELECT STANDARD PARTS FROM APPROPRIATE SECTION.


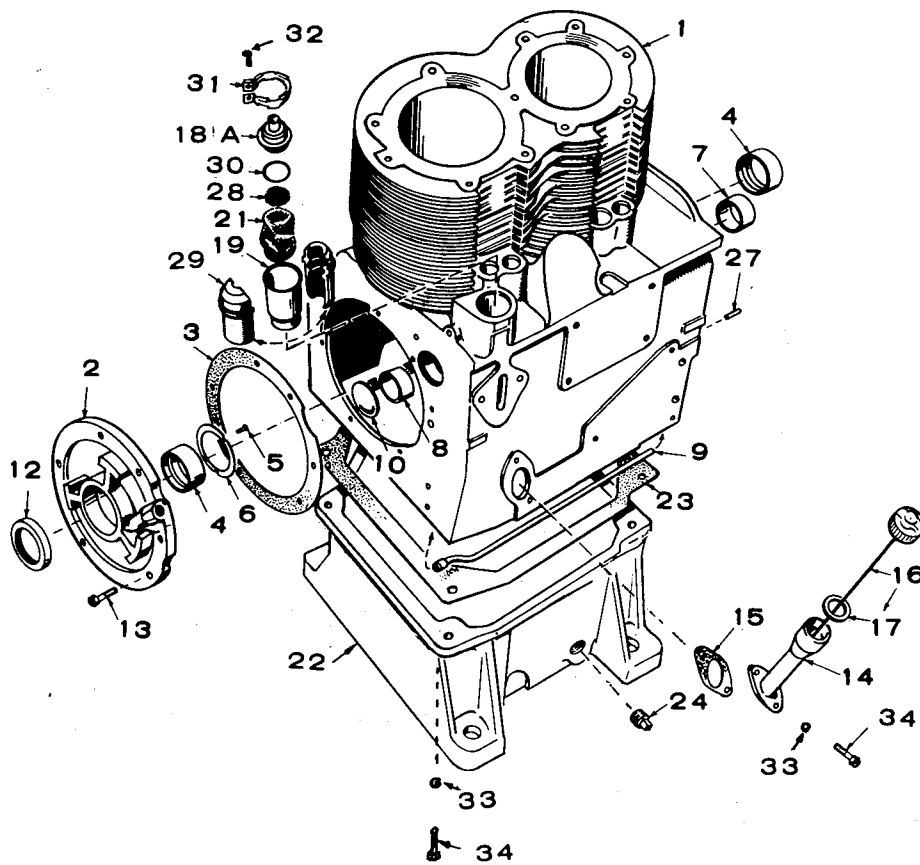
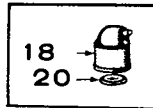
ILLUSTRATIONS



TYPICAL ILLUSTRATIONS

PARTS ILLUSTRATED ARE TYPICAL OF THE JB SERIES INDUSTRIAL ENGINE BUT DO NOT REFER TO ANY SPECIFIC MODEL. THIS SECTION IS A REFERENCE AS TO THE NOUN USED TO DESCRIBE PARTS LISTED IN THE ENGINE, CONTROL AND ACCESSORY SECTION. FOR PART NUMBERS FOR ANY GIVEN UNIT CHECK THE DESCRIPTION IN THE APPROPRIATE SECTION.

ILLUSTRATIONS



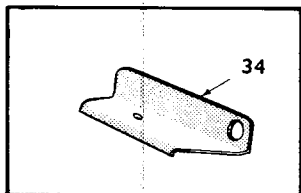
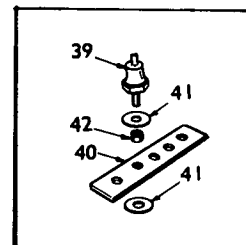
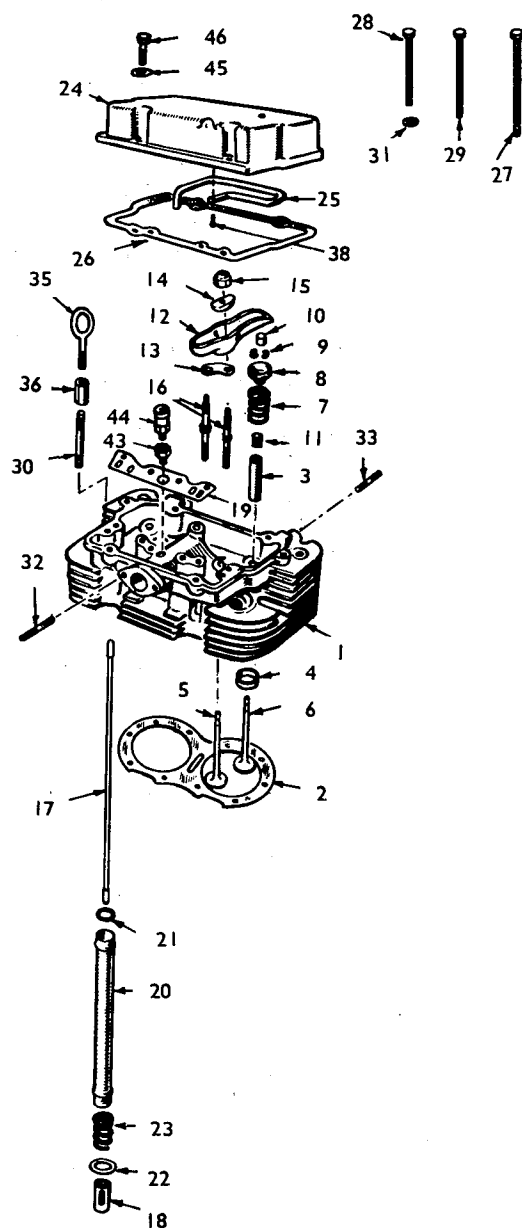
CYLINDER BLOCK & OIL BASE GROUP

CYLINDER BLOCK & OIL BASE GROUP

(Refer to Engine Section for Part Numbers)

1. Block Assembly
2. Plate, Bearing
3. Gasket Kit
4. Bearing, Precision, Main
5. Pin
6. Washer, Thrust
7. Bearing, Camshaft - Front
8. Bearing, Camshaft - Rear
9. Tube, Crankcase Oil
10. Plug
12. Seal, Oil
13. Bolt, Place
14. Tube, Oil Fill
15. Gasket
16. Cap & Indicator
17. Gasket
18. Cap, Breather Tube
- 18A. Cap & Valve Assy., Breather
19. Tube, Breather
20. Valve, Breather
21. Baffle, Breather
22. Base, Oil
23. Gasket
24. Plug
27. Pin
28. Screen, Breather
29. Insulator, Breather
30. Seal, "O" Ring
31. Clamp
32. Screw
33. Washer
34. Screw

ILLUSTRATIONS

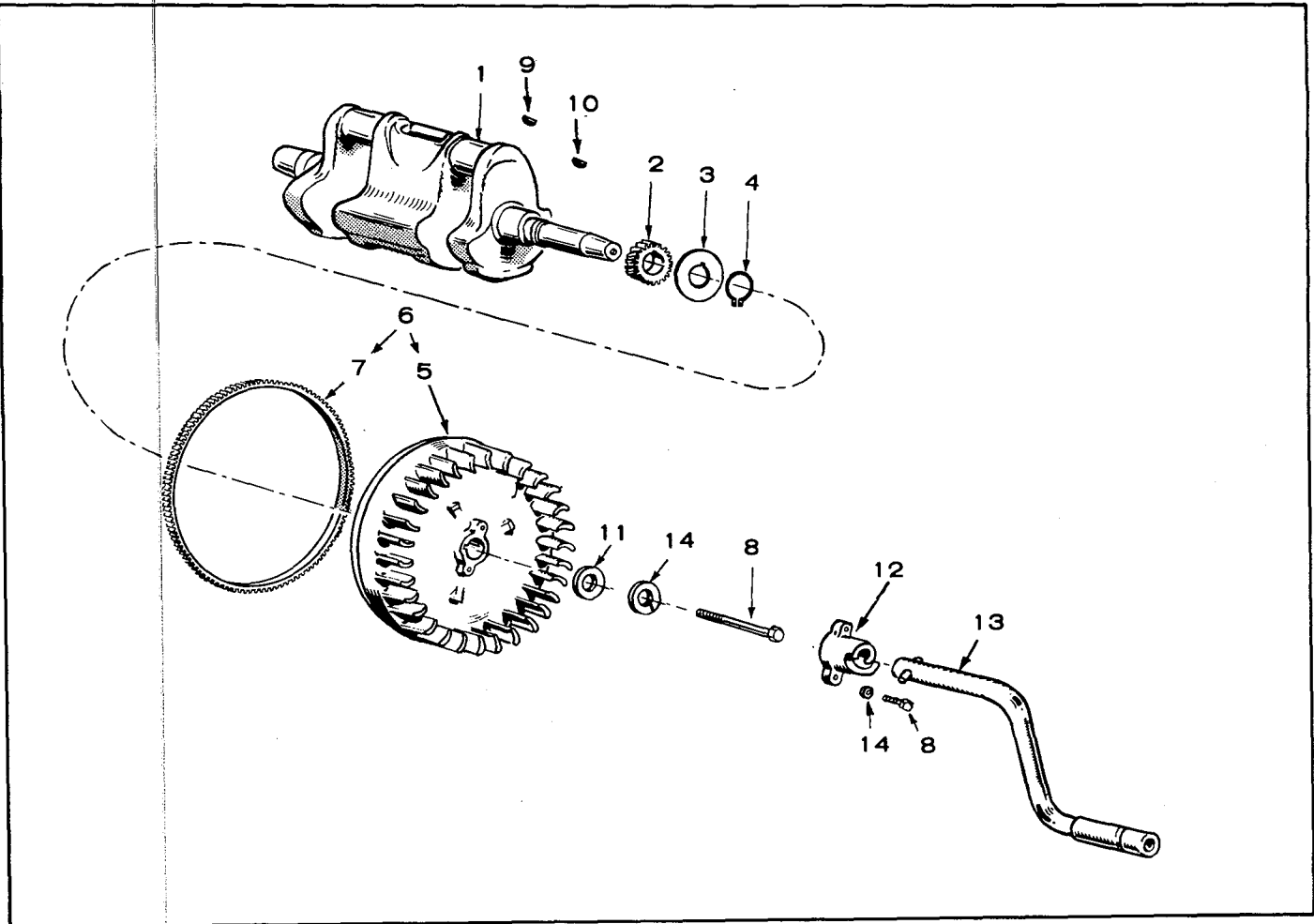


CYLINDER HEAD, VALVE & ROCKER GROUP

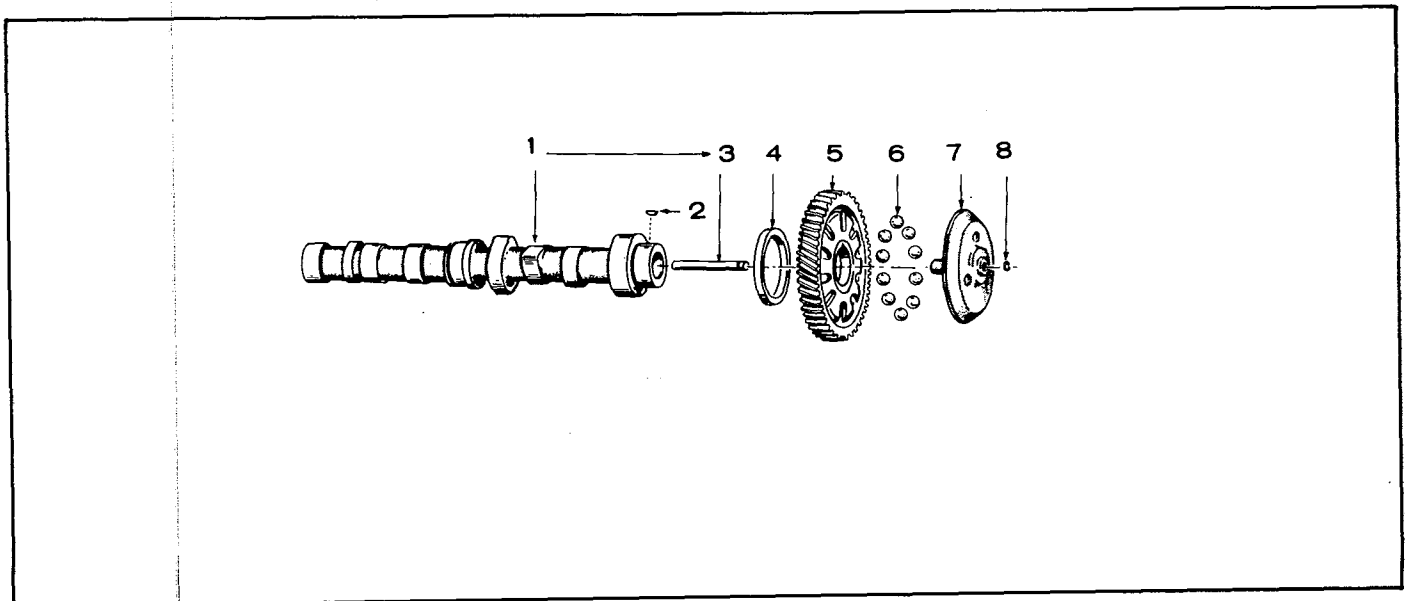
CYLINDER HEAD, VALVE & ROCKER GROUP
(Refer to Engine Section for Part Numbers)

- | | | | |
|-----|------------------|-----|------------------------|
| 1. | Head, Cylinder | 24. | Cover, Rocker |
| 2. | Gasket, Head | 25. | Line, Oil |
| 3. | Guide, Valve | 26. | Gasket |
| 4. | Insert | 27. | Screw |
| 5. | Valve, Intake | 28. | Screw |
| 6. | Valve, Exhaust | 29. | Screw |
| 7. | Spring, Valve | 30. | Stud |
| 8. | Retainer | 31. | Washer |
| 9. | Lock | 32. | Stud, Carburetor |
| 10. | Cap | 33. | Stud, Exhaust Manifold |
| 11. | Seal, Oil | 34. | Bracket, Lifting |
| 12. | Arm, Rocker | 35. | Bolt, Lifting |
| 13. | Lock, Stud | 36. | Nut, Extension |
| 14. | Ball | 38. | Screw, Oil Line |
| 15. | Locknut | 39. | Switch, Hi-Temp. |
| 16. | Stud Set | 40. | Bracket |
| 17. | Rod | 41. | Washer, Insulator |
| 18. | Tappet, Valve | 42. | Insulator, Sleeve |
| 19. | Guide, Push Rod | 43. | Adapter, PCV Valve |
| 20. | Shield, Push Rod | 44. | Valve, PCV |
| 21. | Seal, "O" Ring | 45. | Washer |
| 22. | Washer | 46. | Screw |
| 23. | Spring | | |

ILLUSTRATIONS



CRANKSHAFT & FLYWHEEL GROUP



CAMSHAFT GROUP

CRANKSHAFT & FLYWHEEL GROUP

(Refer to Engine Section for Part Numbers)

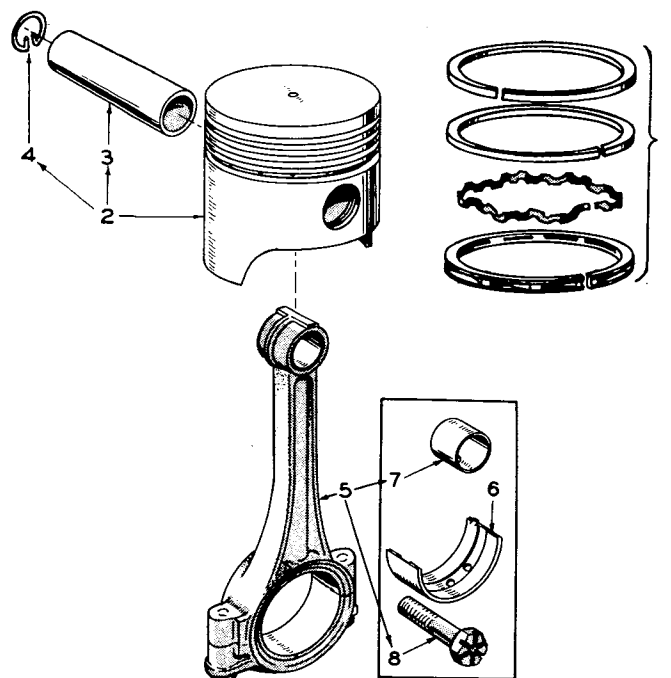
1. Crankshaft
 2. Gear
 3. Washer, Retainer
 4. Ring, Lock
 5. Flywheel
 6. Flywheel & Ring Gear
 7. Gear, Ring
 8. Screw
 9. Key, Gear
 10. Key, Flywheel
 11. Washer
 12. Crankdog
 13. Crank
 14. Washer
-

CAMSHAFT GROUP

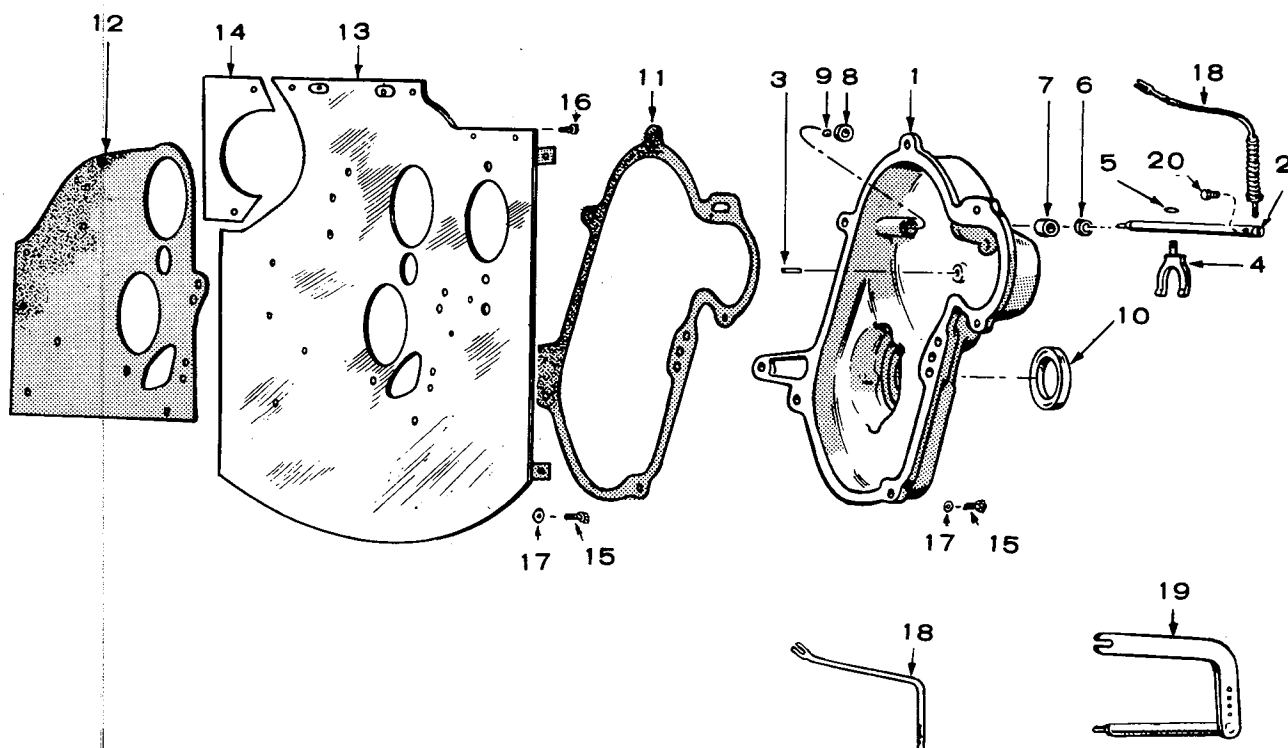
(Refer to Engine Section for Part Numbers)

1. Camshaft
2. Key
3. Pin
4. Washer, Thrust
5. Gear
6. Ball, Fly
7. Cup, Governor
8. Ring, Snap

ILLUSTRATIONS



PISTON & CONNECTING ROD GROUP



GEAR COVER GROUP

PISTON & CONNECTING ROD GROUP

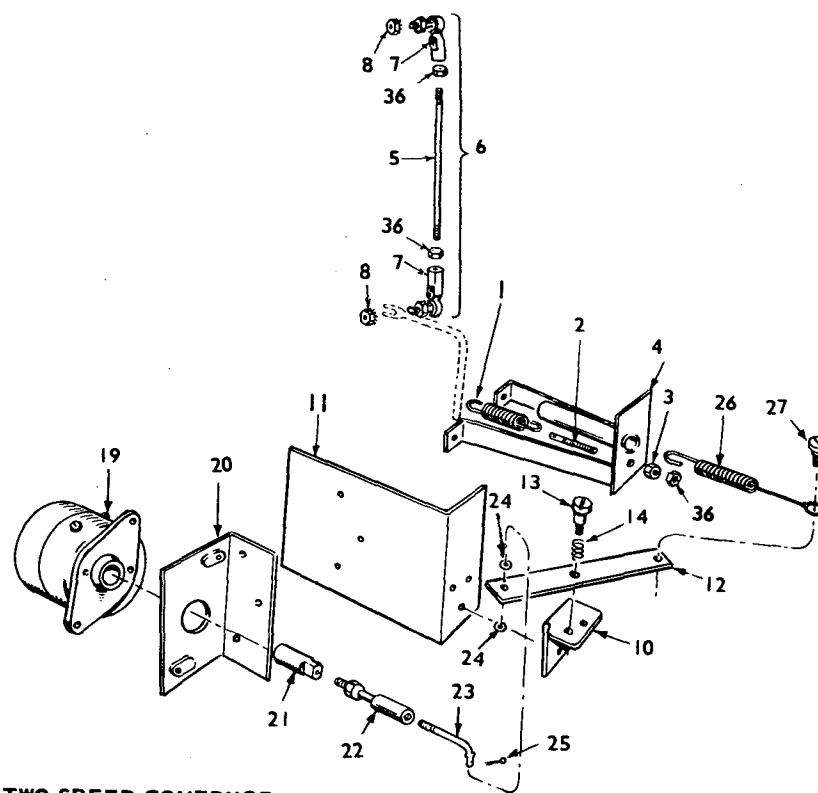
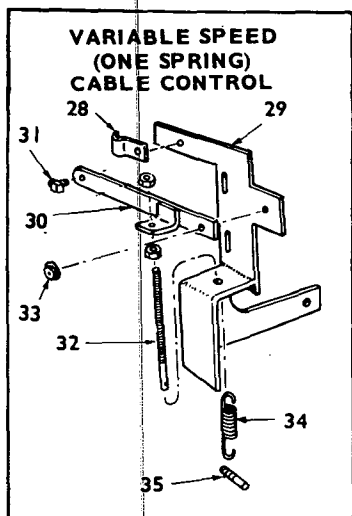
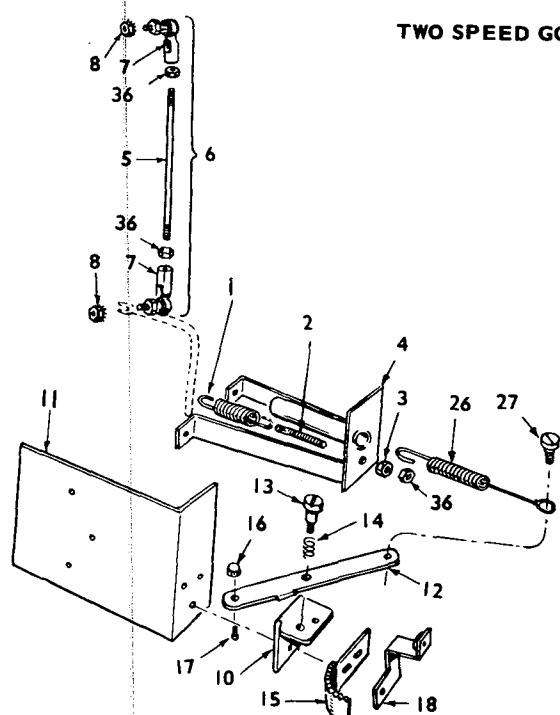
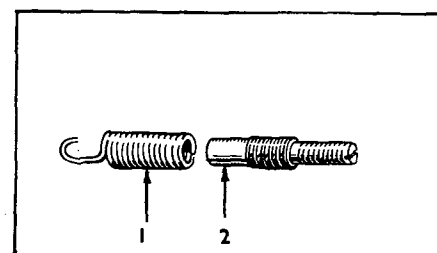
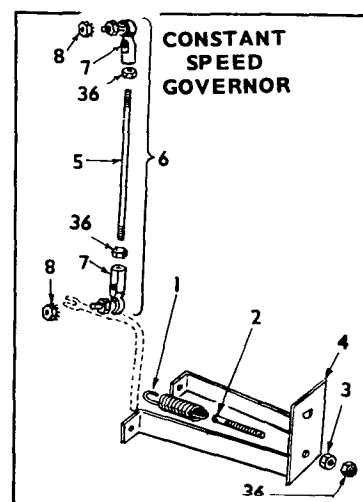
(Refer to Engine Section for Part Numbers)

1. Ring Set
 2. Piston & Pin
 3. Pin, Piston
 4. Ring, Retaining
 5. Rod Assy.
 6. Bearing Half
 7. Bushing
 8. Bolt
-

GEAR COVER GROUP

(Refer to Engine Section for Part Numbers)

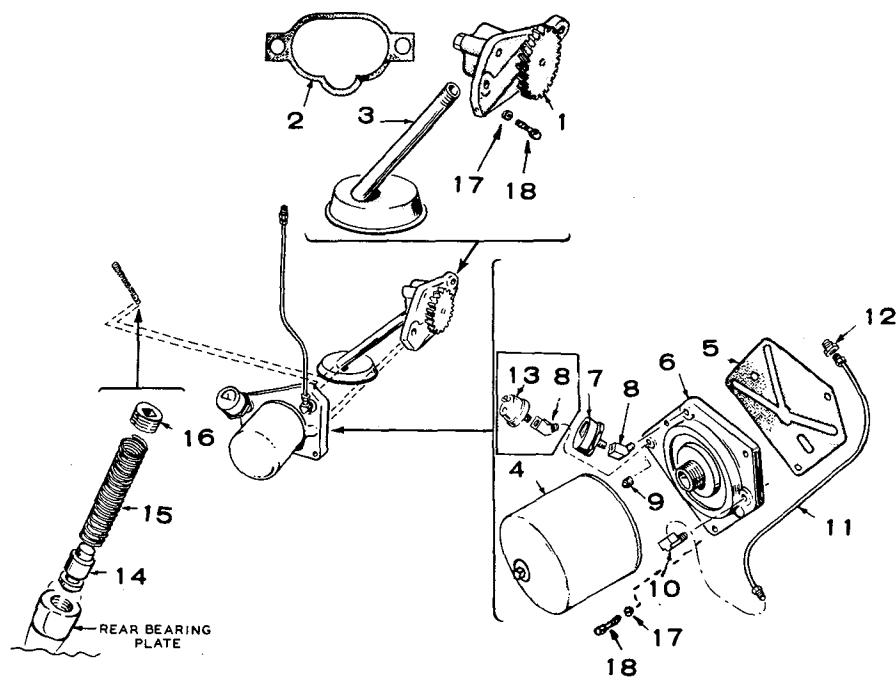
1. Cover Assy., Gear
2. Shaft, Governor
3. Pin, Roll
4. Yoke
5. Ring, Yoke
6. Seal, Oil
7. Bearing
8. Bearing
9. Bearing, Ball
10. Seal, Oil
11. Gasket, Gear Cover
12. Gasket, Backplate
13. Backplate
14. Baffle
15. Screw
16. Screw
17. Washer
18. Arm, Governor
19. Arm & Shaft
20. Screw

**TWO SPEED GOVERNOR****VARIABLE SPEED GOVERNOR
(MANUAL CONTROL AT ENGINE
OR CABLE CONTROL)****GOVERNOR AND THROTTLE CONTROL GROUP**

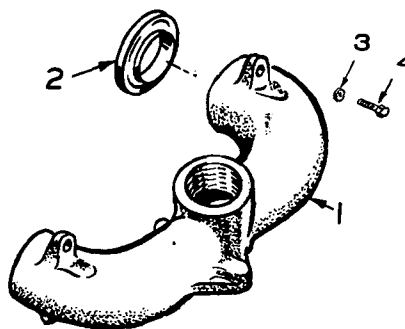
GOVERNOR AND THROTTLE CONTROL GROUP
(Refer to Engine Section for Part Numbers)

- | | | | |
|-----|---------------------------|-----|--------------------------|
| 1. | Spring, Governor | 20. | Bracket, Solenoid Mtg. |
| 2. | Stud, Governor Adjusting | 21. | Plunger, Solenoid |
| 3. | Nut, Governor Adjusting | 22. | Joint, Ball |
| 4. | Bracket, Governor | 23. | Rod |
| 5. | Rod | 24. | Washer |
| 6. | Linkage, Assembly | 25. | Key, Cotter |
| 7. | Joint, Ball | 26. | Spring, Governor Control |
| 8. | Nut, Keps | 27. | Screw |
| 10. | Bracket, Control Arm Mtg. | 28. | Clamp |
| 11. | Bracket, Control Mtg. | 29. | Bracket, Governor Spring |
| 12. | Lever | 30. | Arm & Bracket |
| 13. | Screw | 31. | Swivel |
| 14. | Spring, Tension | 32. | Stud, Speed Adjustment |
| 15. | Ratchet | 33. | Washer, Tension |
| 16. | Nut | 34. | Spring, Governor |
| 17. | Screw | 35. | Arm, Spring Control |
| 18. | Bracket, Stop | 36. | Palnut |
| 19. | Solenoid | | |

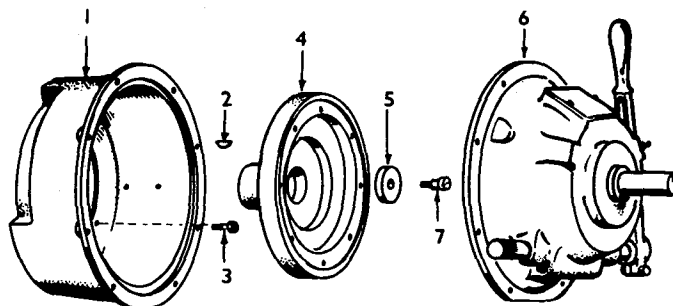
ILLUSTRATIONS



OIL SYSTEM GROUP



MANIFOLD GROUP



CLUTCH GROUP

OIL SYSTEM GROUP

(Refer to Engine Section for Part Numbers)

- | | | | |
|----|------------------------|-----|--------------------------|
| 1. | Pump, Oil | 10. | Elbow |
| 2. | Gasket Kit, Pump | 11. | Line, Oil |
| 3. | Cup Assembly | 12. | Connector |
| 4. | Filter, Oil | 13. | Switch, Low Oil Pressure |
| 5. | Gasket, Filter Adapter | 14. | Valve, By-Pass |
| 6. | Adapter, Oil Filter | 15. | Spring, By-Pass |
| 7. | Gauge, Oil Pressure | 16. | Plug, Pipe |
| 8. | Elbow, Street | 17. | Washer, Lock |
| 9. | Plug, Pipe | 18. | Screw |
-
-

MANIFOLD GROUP

(Refer to Engine Section for Part Numbers)

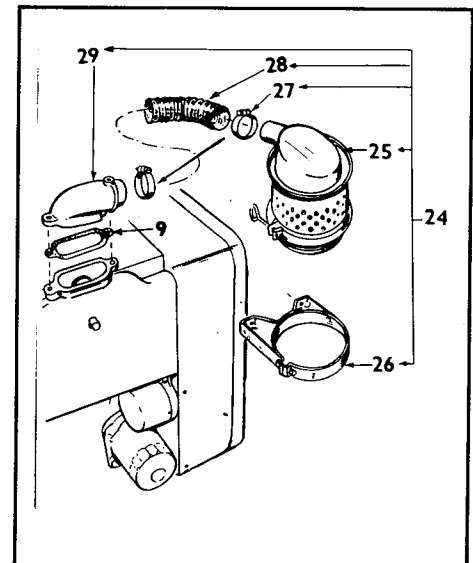
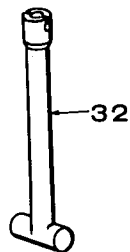
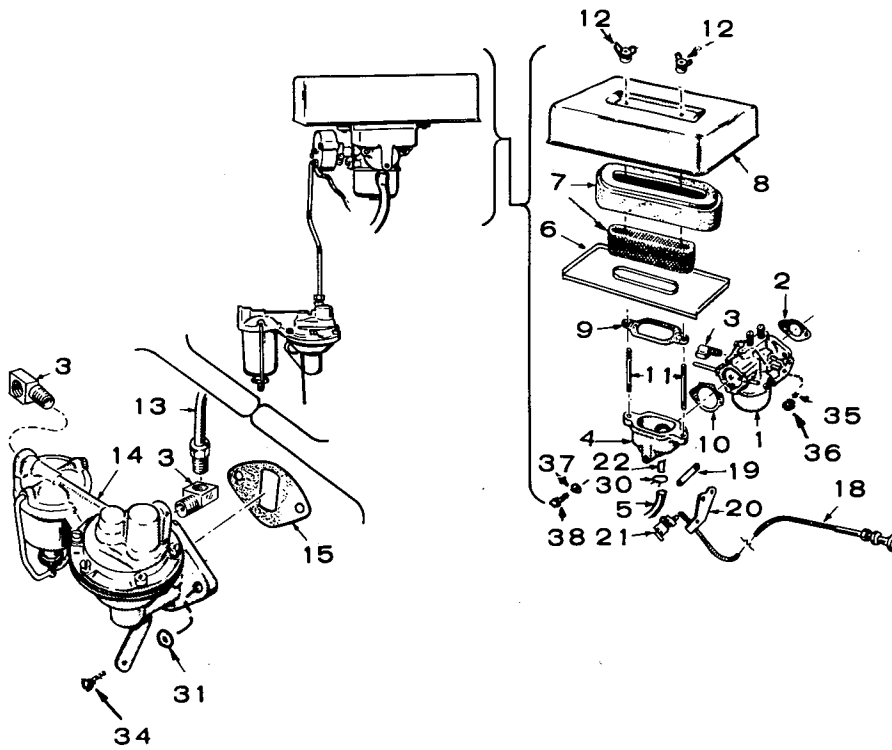
- | | |
|----|--------------------------|
| 1. | Manifold, Exhaust |
| 2. | Gasket, Manifold to Head |
| 3. | Washer |
| 4. | Screw |
-
-

CLUTCH GROUP

(Refer to Engine Section for Part Numbers)

- | | |
|----|--------------|
| 1. | Housing |
| 2. | Key |
| 3. | Bolt, Place |
| 4. | Flange |
| 5. | Washer, Flat |
| 6. | Clutch Assy. |
| 7. | Screw |

ILLUSTRATIONS



FUEL SYSTEM GROUP

FUEL SYSTEM GROUP

(Refer to Engine Section for Part Numbers)

1. Carburetor
2. Gasket, Carburetor Mounting
3. Elbow, Inverted
4. Adapter, Air Cleaner
5. Hose, Breather to Air Cleaner
6. Pan
7. Element & Retainer
8. Cover
9. Gasket, Air Cleaner
10. Gasket, Adapter to Carburetor
11. Stud
12. Nut
13. Line
14. Pump, Fuel
15. Gasket, Pump Mtg.
16. Gasket, Pump Bowl
17. Bowl, Fuel Pump
18. Choke, Manual
19. Arm, Manual Choke
20. Bracket, Manual Choke
21. Clip, Manual Choke
22. Tube, Nylon
23. Insulator, Breather Hose
24. Cleaner Kit, Oil Bath
25. Cleaner, Air
26. Band
27. Clamp
28. Hose
29. Adapter
30. Clamp
31. Washer
32. Rod, Carburetor Adjusting
33. Screen
34. Screw
35. Washer, Shakeproof
36. Nut
37. Washer, Lock
38. Screw

CARBURETOR AIR HEATER GROUP

(Refer to Accessory Section for Part Numbers)

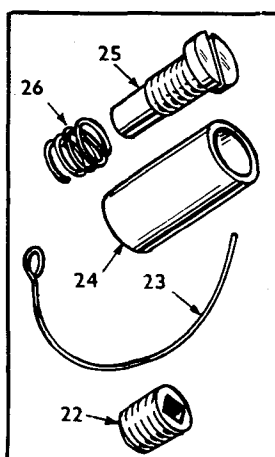
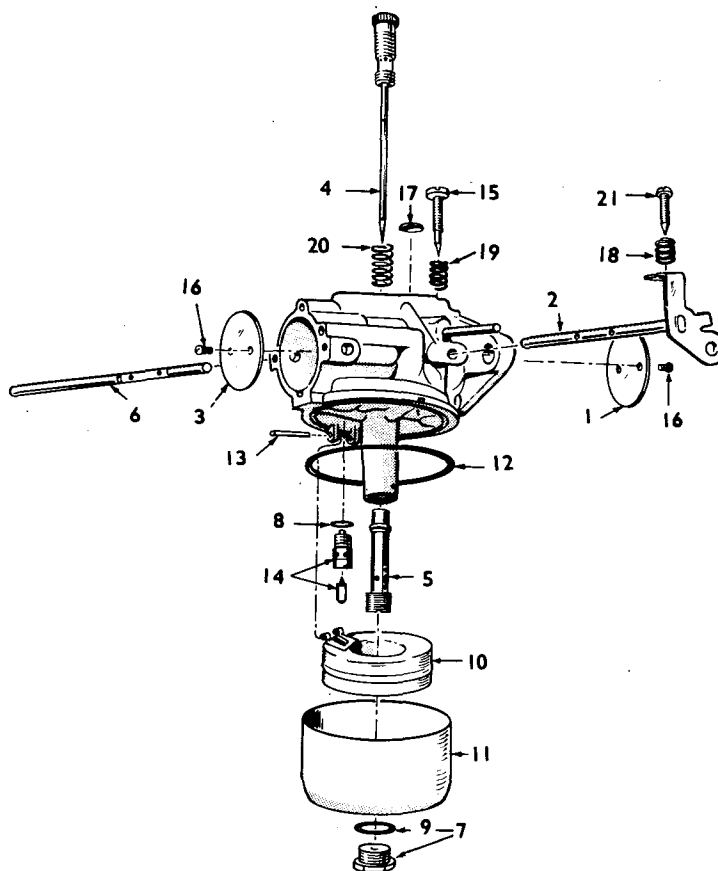
1. Adapter
 2. Plenum
 3. Control Assembly
 4. Housing
 5. Shutter
 6. Spring, Shutter Control
 7. Plunger
 8. Spacer
 9. Spring, Vernatherm
 10. Ring, Retaining
 11. Nut
 12. Vernatherm
 13. Shield
 14. Cover
 15. Pan
 16. Clamp
 17. Support
 18. Clamp, Hose
 19. Hose
-

CHOKE GROUP

(Refer to Engine Section for Part Numbers)

1. Adapter
2. Bracket
3. Element
4. Cover Assembly
5. Plate
6. Body
7. Cover
8. Core, Solenoid
9. Armature
10. Coil
11. Frame
12. Spring, Choke
13. Lever
14. Washer
15. Palnut
16. Insulator
17. Heater Assembly
18. Ring, Retaining
19. Terminal, Ground
20. Lead

ILLUSTRATIONS



CARBURETOR PARTS GROUP - PRIOR TO SPEC R

NOTE: See separate group for carburetor parts beginning Spec R.

CARBURETOR PARTS GROUP

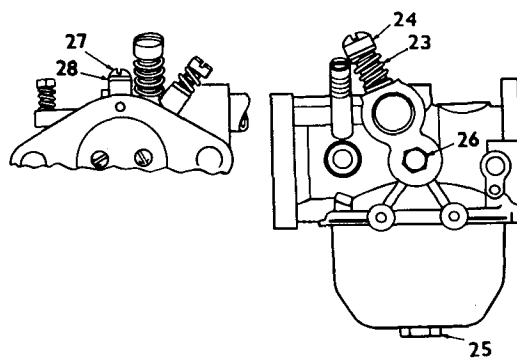
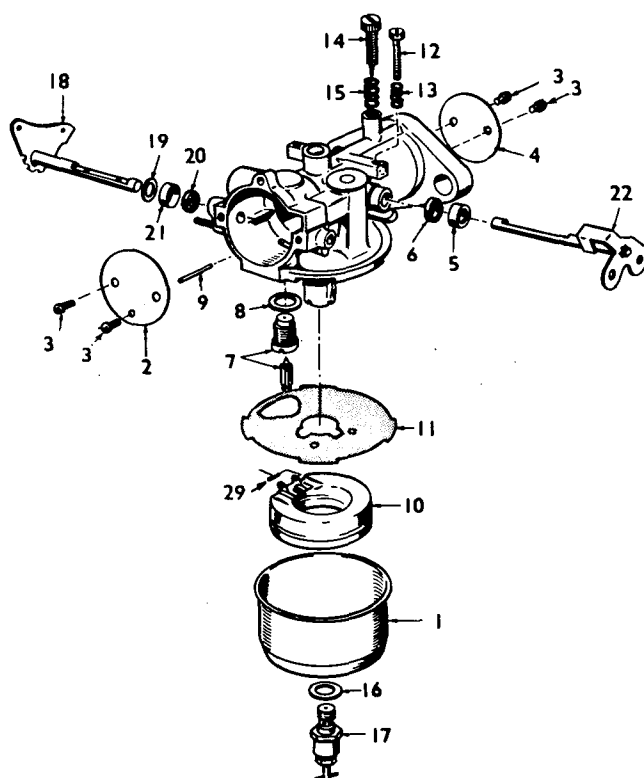
CARBURETOR PARTS GROUP

(Refer to Accessory Section for Parts Numbers)

1. Valve, Throttle
2. Shaft, Throttle
3. Valve, Choke
4. Needle, Idle Jet
5. Nozzle
6. Shaft, Choke
7. Screw & Gasket, Bowl
8. Gasket, Fuel Inlet Valve
9. Gasket, Bowl Screw
10. Float & Level
11. Bowl
12. Gasket, Bowl Ring
13. Pin, Float
14. Valve, Fuel Inlet
15. Screw, Idle Adjusting
16. Screw
17. Plug, Expansion
18. Spring, Throttle Screw
19. Spring, Idle Screw
20. Spring, Needle
21. Screw, Throttle Lever
22. Plug, Pipe
23. Wire, Choke Lock
24. Tube, Gas Inlet
25. Needle, Gas Adjusting
26. Spring, Gas Needle

CARBURETOR PARTS GROUP - PRIOR TO SPEC R

NOTE: See separate group for carburetor parts beginning Spec R



CARBURETOR PARTS GROUP - BEGIN SPEC R

NOTE: See separate group for carburetor parts prior to Spec R.

CARBURETOR PARTS GROUP

CARBURETOR PARTS GROUP

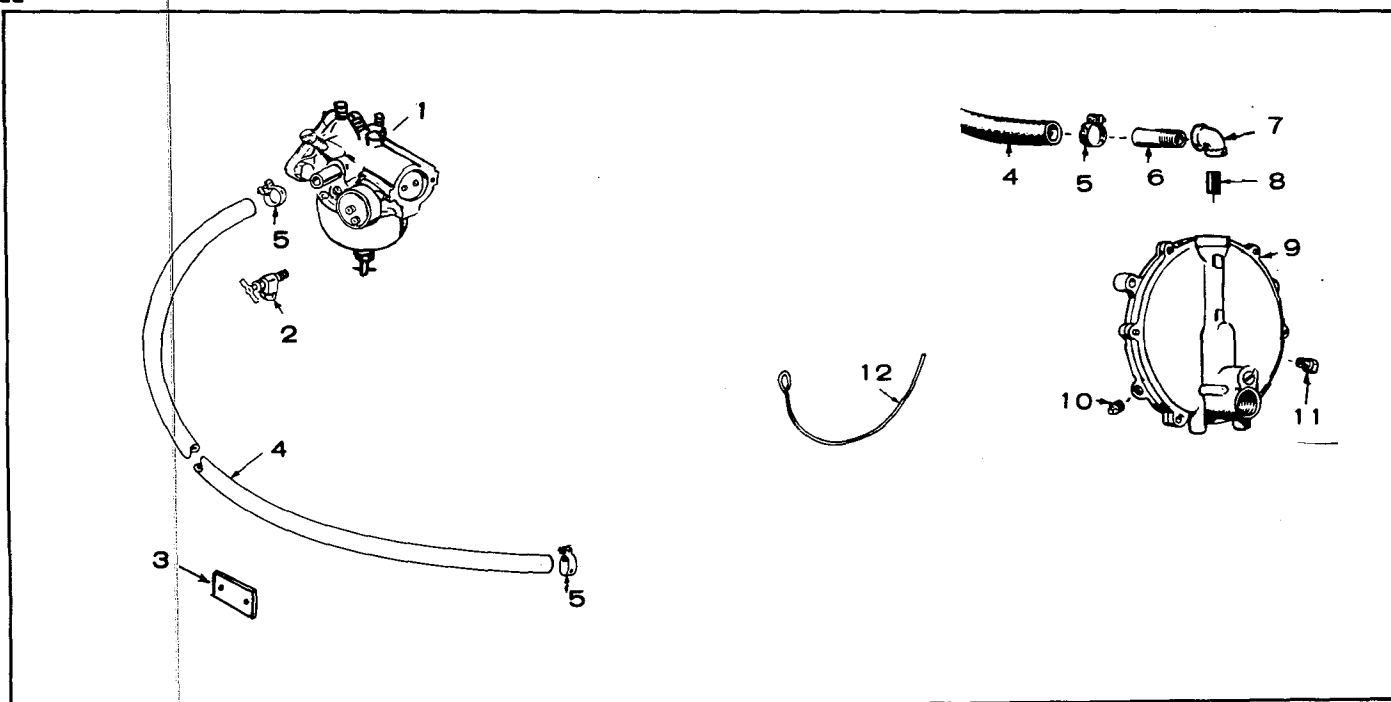
(Refer to Accessory Section for Part Numbers)

1. Bowl, Float
2. Plate, Choke
3. Screw & Washer
4. Plate, Throttle
5. Retainer, Seal
6. Seal, Rubber
7. Valve Seat Assy.
8. Washer
9. Shaft, Float
10. Float Assy.
11. Gasket, Bowl to Body
12. Screw, Throttle Stop
13. Spring, Throttle Stop
14. Needle, Idle Adjusting
15. Spring, Idle Needle
16. Washer, Main Jet Assy.
17. Jet Assy., Main
18. Shaft, Choke
19. Washer, Choke Shaft
20. Seal, Felt
21. Retainer, Seal
22. Shaft, Throttle
23. Spring
24. Needle, Main Gas Adjusting
25. Nut, Bowl
26. Plug, Pipe
27. Screw
28. Washer
29. Spring, Float

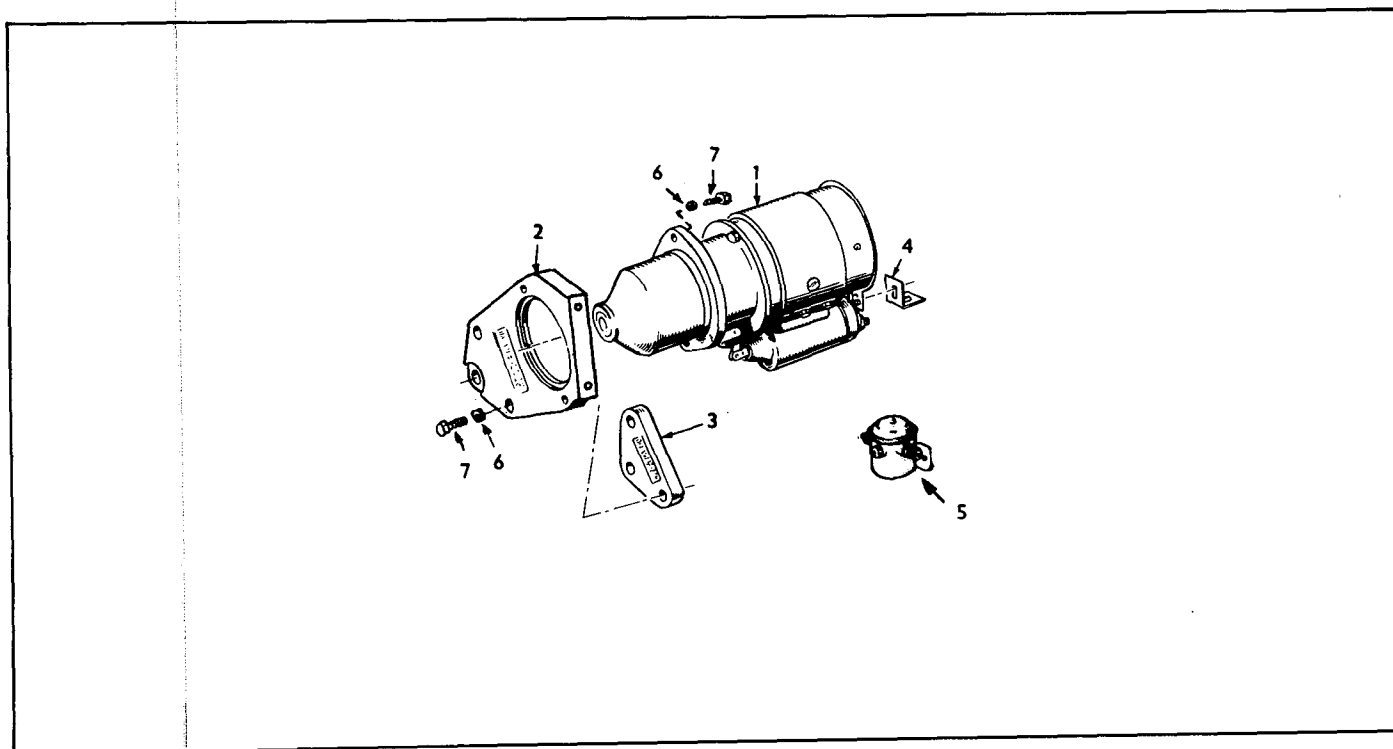
CARBURETOR PARTS GROUP - BEGIN SPEC R

NOTE: See separate group for carburetor parts prior to Spec R

ILLUSTRATIONS



OPTIONAL FUEL SYSTEM GROUP
(GAS AND COMBINATION GAS-GASOLINE)



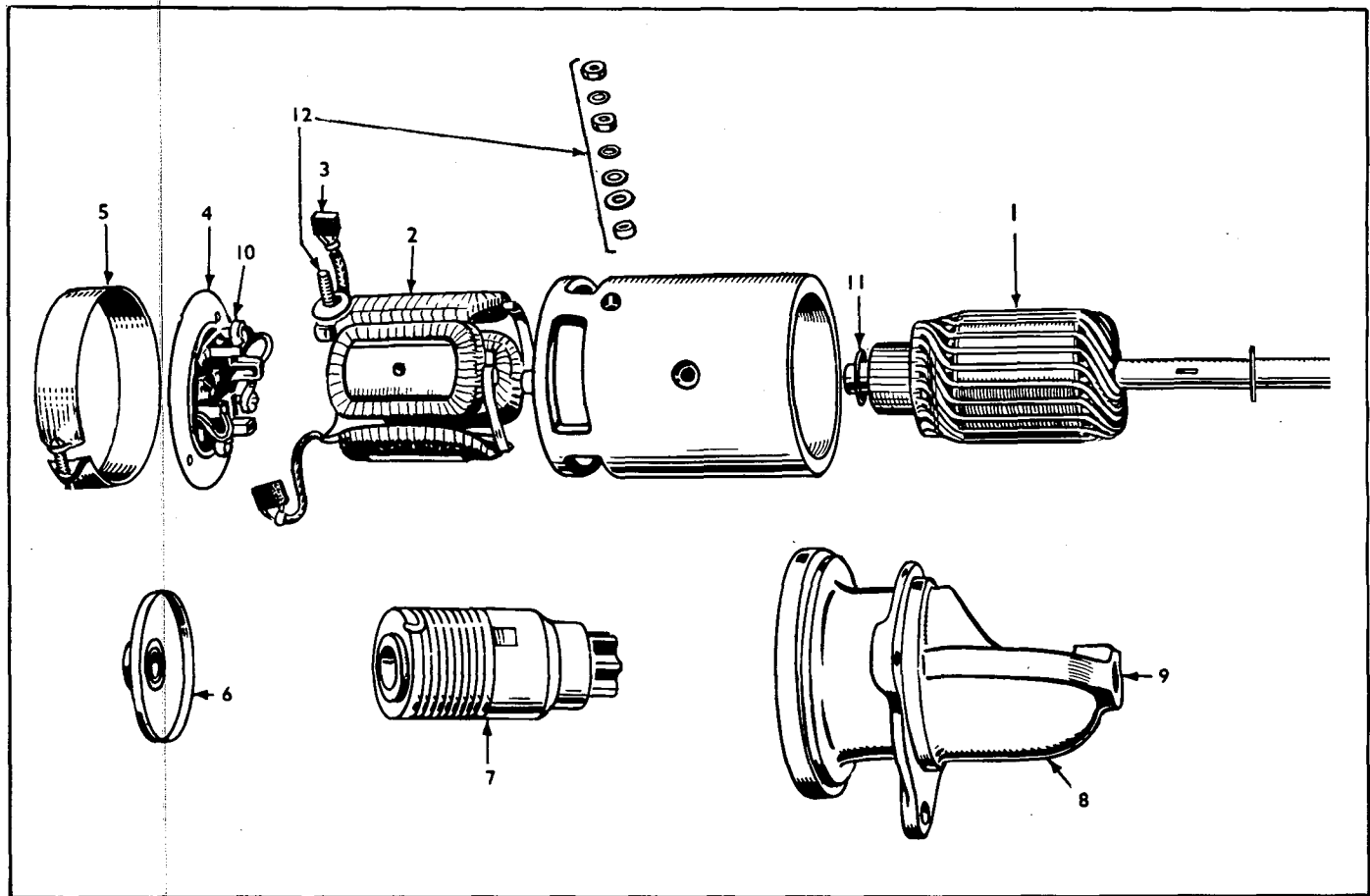
AUTOMOTIVE STARTER GROUP

OPTIONAL FUEL SYSTEM GROUP(Refer to Engine Section for Part Numbers)

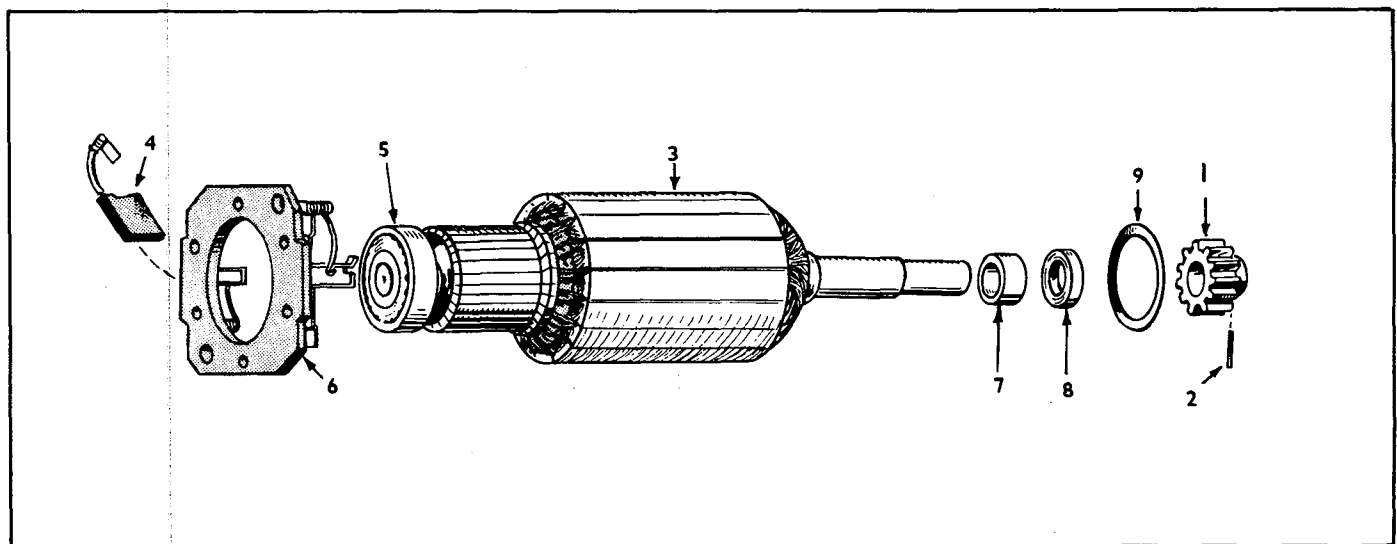
1. Carburetor
 2. Valve, Shut-Off
 3. Plate, Fuel Pump Hole
 4. Hose
 5. Clamp
 6. Connector
 7. Elbow
 8. Nipple
 9. Regulator, Gas
 10. Plug
 11. Vent
 12. Wire Choke Stop
-

AUTOMOTIVE STARTER GROUP(Refer to Engine Section for Part Numbers)

1. Motor, Starter
2. Flange, Mounting
3. Spacer, Flange
4. Bracket, Support
5. Solenoid
6. Washer, Lock
7. Screw, Hex



AUTOMOTIVE STARTER MOTOR (191C427) GROUP



115 VOLT AUTO CYCLE STARTER MOTOR (191C416) GROUP

AUTOMOTIVE STARTER MOTOR GROUP

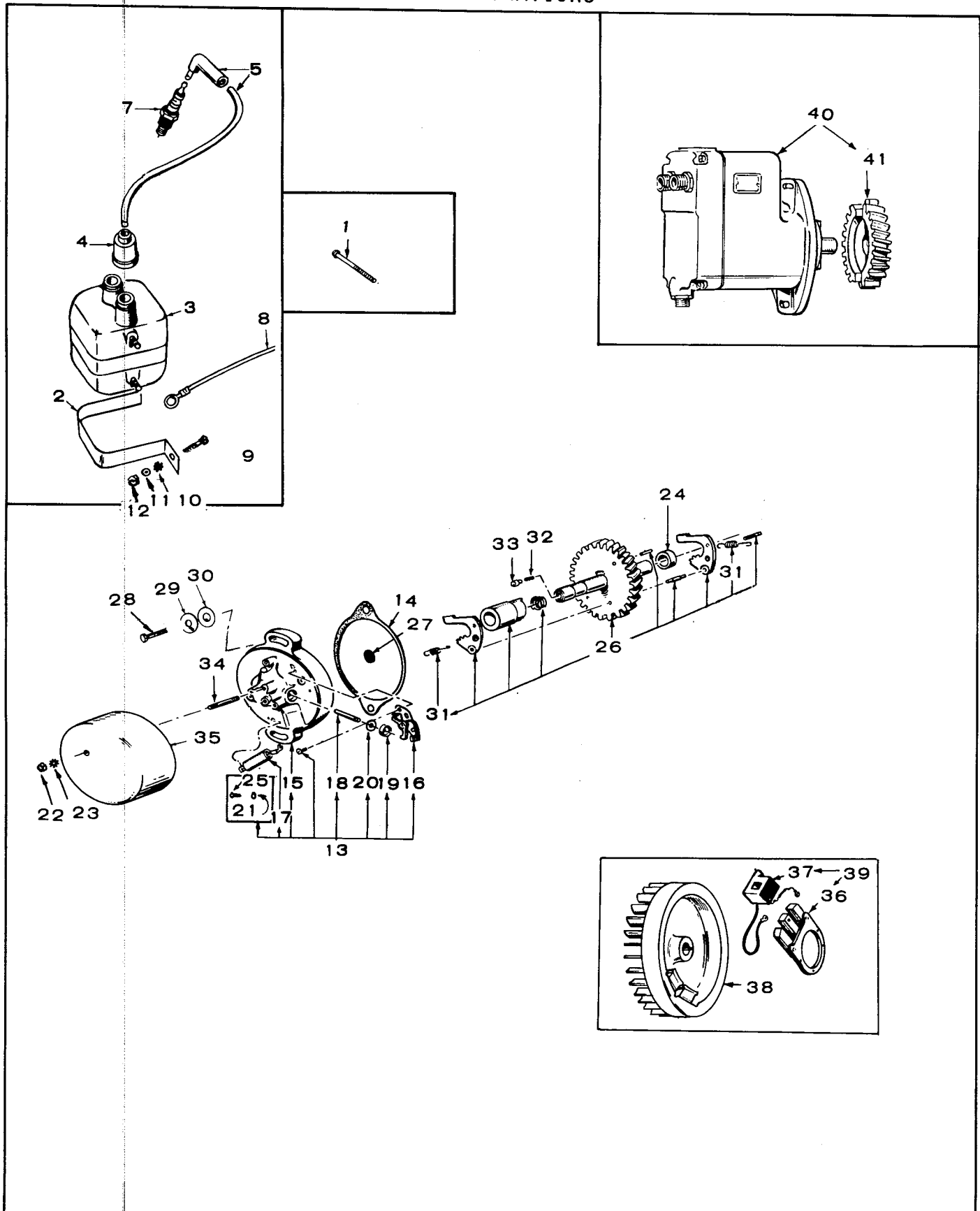
(Refer to Accessory Section for Part Numbers)

1. Armature
 2. Coil Assy.
 3. Brush Set
 4. Head Assy.
 5. Band, Cover
 6. Bearing Assy., Intermediate
 7. Drive Assy.
 8. Housing, Pinion
 9. Bearing, Drive End
 10. Spring, Brush
 11. Washer, Thrust
 12. Stud, Terminal
-

AUTO CYCLE STARTER MOTOR GROUP

(Refer to Accessory Section for Part Numbers)

1. Gear, Pinion
2. Pin, Dowel
3. Armature
4. Brush
5. Bearing, Ball
6. Holder Assy., Brush
7. Bushing
8. Seal, Oil
9. Seal, "O" Ring



IGNITION GROUP

IGNITION GROUP

(Refer to Engine Section for Part Numbers)

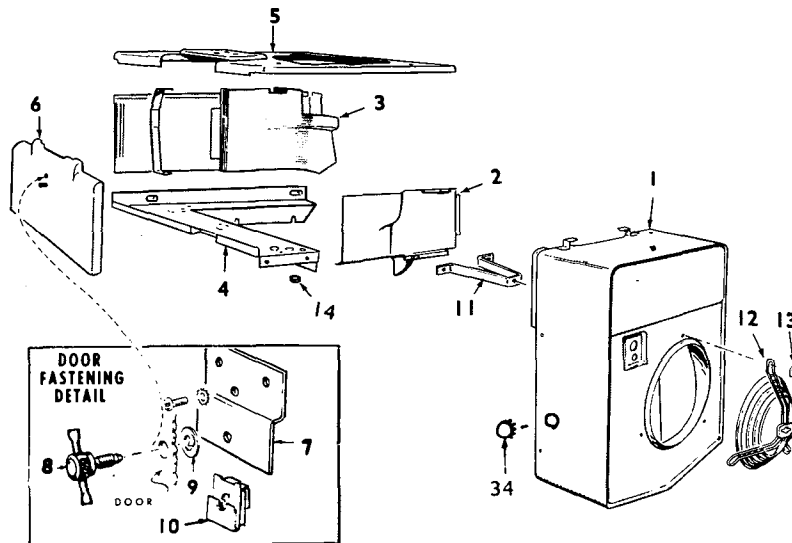
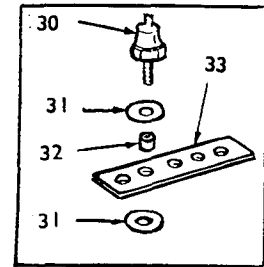
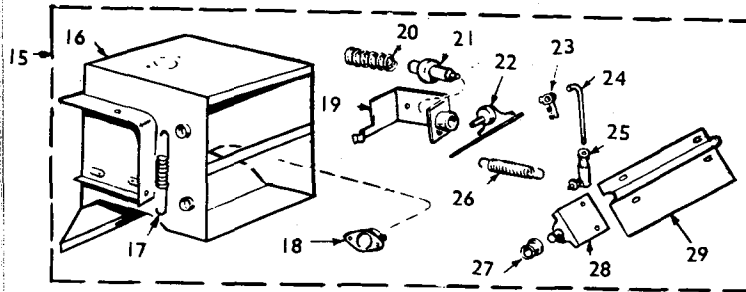
- | | | | |
|-----|------------------------|-----|-----------------------------|
| 1. | Screw, Coil Clamp | 22. | Nut, Hex |
| 2. | Clamp | 23. | Washer, Shakeproof |
| 3. | Coil | 24. | Spacer |
| 4. | Nipple | 25. | Screw, U-Drive |
| 5. | Cable, Spark Plug | 26. | Control Assy. |
| 7. | Plug, Spark | 27. | Disc, Thrust |
| 8. | Lead | 28. | Screw, Hex |
| 9. | Screw, Coil Mounting | 29. | Washer, Lock |
| 10. | Washer, Shakeproof | 30. | Washer, Flat |
| 11. | Washer, Flat | 31. | Spring, Timing Weight |
| 12. | Nut, Hex | 32. | Spring, Thrust Plunger |
| 13. | Plate Assy. | 33. | Plunger, Thrust |
| 14. | Gasket | 34. | Stud |
| 15. | Plate Only | 35. | Cover |
| 16. | Point Set | 36. | Backplate & Pole Shoe Assy. |
| 17. | Condenser | 37. | Coil, Magneto |
| 18. | Plunger | 38. | Flywheel |
| 19. | Cup, Plunger Diaphragm | 39. | Backplate Assy. |
| 20. | Diaphragm | 40. | Magneto Assy. |
| 21. | Seal, "O" Ring | 41. | Gear |

MAGNETO PARTS GROUP

(Refer to Accessory Section for Part Numbers)

- | | |
|--------------------------------------|-------------------------------------|
| 1. Washer, Breaker Point Aligning | 30. Washer, Driven Flange Spacing |
| 2. Lock | 31. Arm, Trip |
| 3. Wiper | 32. Spring, Drive |
| 4. Screw Assy., Condenser Clamp | 33. Ring, Snap |
| 5. Screw Assy., Coil Core Clamp | 34. Washer, Drive Cup Spacing |
| 6. Spacer, Impulse | 35. Cup, Drive |
| 7. Spacer, Bearing Cage | 36. Spacer, Driven Flange |
| 8. Bearing & Cage Assy. | 37. Flange, Driven |
| 10. Gasket, Impulse Stop | 38. Retainer, Drive Spring |
| 11. Plate, Impulse Stop | 39. Nut, Impulse Lock |
| 12. Button, Stop | 40. Ring, Impulse Lock |
| 13. Clamp, Coil Core | 41. Washer, Thrust |
| 14. Lockwasher | 42. Screw Assy., Impulse Stop Clamp |
| 15. Washer, Ground Stud | 43. Condenser |
| 16. Nut, Ground Stud | 44. Clamp, Condenser |
| 17. Stud, Ground | 45. Cover Unit |
| 18. Connector, Ground | 46. Gasket, Cover |
| 19. Lock, Ground Stud | 47. Screw Assy., Cover |
| 20. Insulator, Ground Stud | 48. Spring, Coil Contact |
| 21. Screw Assy., Fixed Contact Clamp | 49. Housing Assy. |
| 22. Shield, Ball Bearing | 50. Screw, Nameplate |
| 23. Screw, Breaker Spring Clamp | 51. Nameplate |
| 24. Fixed Contact Group | 52. Pivot, Breaker Arm |
| 25. Washer, Breaker Point Aligning | 53. Bushing, Breaker Plate |
| 26. Felt, Breaker Arm | 55. Rotor |
| 27. Arm, Breaker | 56. Washer, Breaker Point Aligning |
| 28. Seal, Oil | 57. Coil |
| 29. Slinger, Oil | 58. Gear, Drive |

ILLUSTRATIONS



AIR HOUSING AND OPTIONAL SHUTTER GROUP

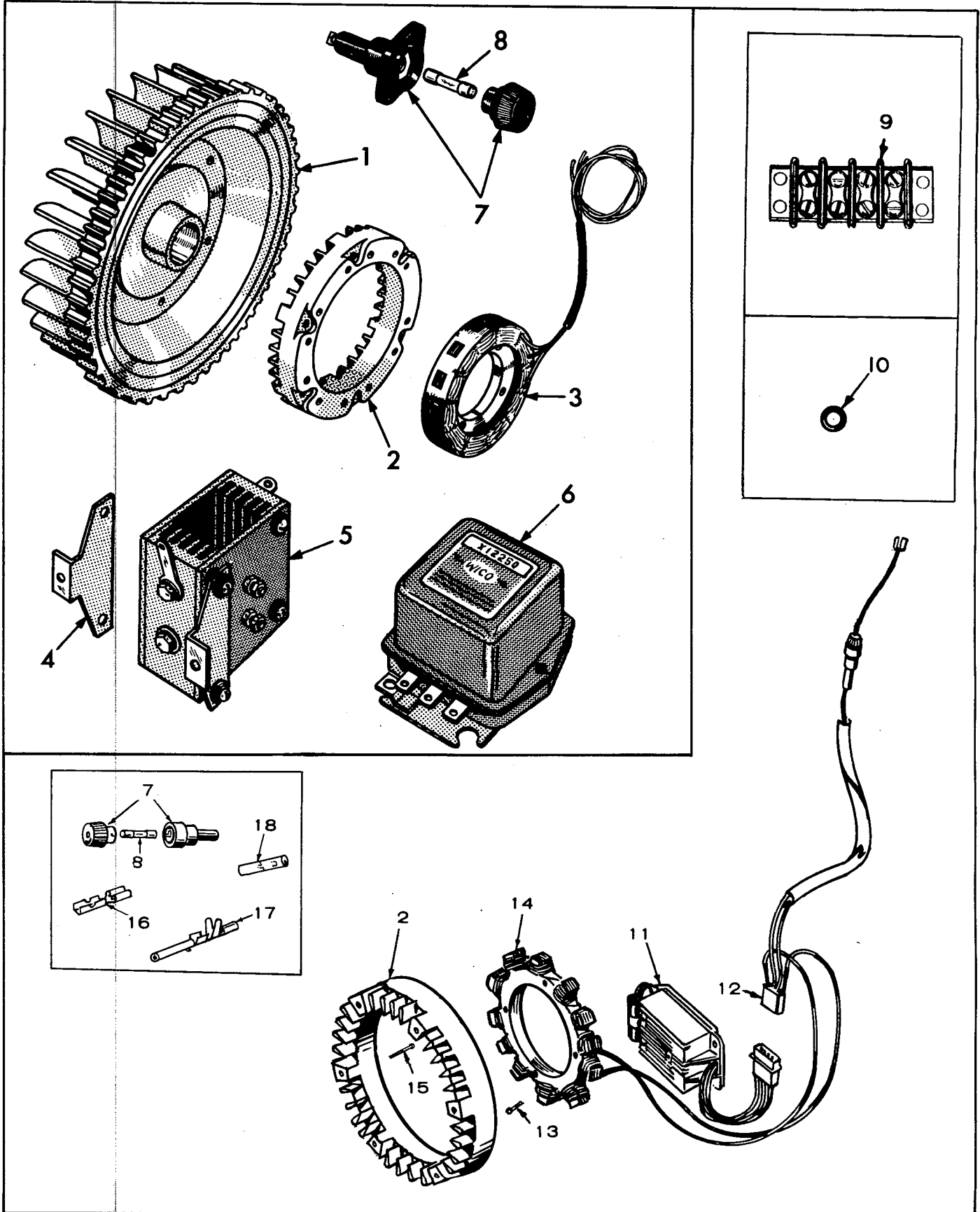
AIR HOUSING AND OPTIONAL SHUTTER GROUP
(Refer to Engine Section for Part Numbers)

- | | | | |
|-----|-------------------------------|-----|------------------------------|
| 1. | Housing, Blower | 18. | *Switch, Hi-Temp. |
| 2. | Housing, Cylinder Air - Front | 19. | *Bracket & Guide, Vernatherm |
| 3. | Housing, Cylinder Air - Rear | 20. | *Spring, Vernatherm Element |
| 4. | Panel, Bottom | 21. | *Element, Vernatherm |
| 5. | Cover, Cylinder Air Housing | 22. | *Bracket, Shaft & Pin |
| 6. | Panel, Air Housing Door | 23. | *Clip, Rod End |
| 7. | Bracket, Air Housing Door | 24. | *Rod, Shutter Control |
| 8. | Screw, Door Panel | 25. | *Joint, Ball |
| 9. | Washer, Screw Retainer | 26. | *Spring, Shutter Return |
| 10. | Clip, Tinnerman | 27. | *Bearing, Shutter |
| 11. | Support | 28. | *Bracket & Pivot |
| 12. | Grille | 29. | *Shutter |
| 13. | Retainer, Grille | 30. | Switch, Hi-Temp. |
| 14. | Grommet | 31. | Washer, Insulating |
| 15. | +Shutter Assembly | 32. | Insulator, Sleeving |
| 16. | *Duct, Air Outlet | 33. | Bracket |
| 17. | *Spring, Shutter Pivot | | |

+ - Assembly Number in Model Data. Components in Accessory Section.

* - These Parts listed in Accessory Section.

ILLUSTRATIONS




CHARGING ALTERNATOR GROUP

CHARGING ALTERNATOR GROUP

(Refer to Engine Section for Part Numbers)

1. Flywheel
2. Rotor
3. Stator
4. Bracket, Rectifier Mtd.
5. Rectifier Assy.
6. Regulator
7. Holder, Fuse
8. Fuse
9. Block, Terminal
10. Grommet
11. Regulator
12. Connector, Socket Housing
13. Screw, Stator Mounting
14. Stator Assy.
15. Screw, Rotor Mounting
16. Terminal, Crimp
17. Socket, Connector
18. Connector, Faston



MODEL INDEX SECTION

1

CONTAINS THE FOLLOWING—

INDEX FOR JB INDUSTRIAL ENGINES.

ALL DIAGONAL LINES (/) AND DASHES (-) APPEARING IN THE MODEL DESIGNATION MUST BE IGNORED IN THIS INDEX SECTION.

(Typical Model JB-MS/629R with dash and diagonal line removed: JBMS629R).

Explanation of listing sequence:

Models are listed in alphabetical order.

Whenever the alphabetical order is disturbed by the appearance of a number, the number shall become the prime factor (numerically). When the numbers have been exhausted by the appearance of a letter the same alphabetical sequence will again result, until the next number is apparent.

Follow the steps, in table, in proper order.

EXHAUST IN THIS ORDER

1ST STEP	2ND STEP	3RD STEP	4TH STEP	5TH STEP	6TH STEP	7TH STEP
J	60	M	S	629	P	
J	60	M	S	939	D	
J	60	S	1	E		
J	B	M	F	1008	S	
J	B	M	F	1970	S	
J	B	M	S	770	T	
J	B	S	1	S		

7/18/72

2 MODEL INDEX SECTION

PLANT MODEL	MODEL DATA PAGE	PLANT MODEL	MODEL DATA PAGE	PLANT MODEL	MODEL DATA PAGE
J60-MS/629E	2	JB-MF/1970S	6		
J60-MS/629F	2	JB-MS/1A	6		
J60-MS/629P	2	JB-MS/1T	6		
J60-MS/770C	2	JB-MS/629R	6		
J60-MS/770D	2	JB-MS/770R	6		
J60-MS/770E	2	JB-MS/770S	6		
J60-MS/771C	2	JB-MS/770T	6		
J60-MS/771D	2	JB-MS/1134E	6		
J60-MS/775B	2	JB-MS/1134R	6		
J60-MS/781B	2	JB-MS/1134S	6		
J60-MS/794B	2	JB-MS/1273T	6		
J60-MS/794C	2	JB-MS/1695R	6		
J60-MS/794D	2	JB-MS/1740R	6		
J60-MS/826D	2	JB-MS/1740S	6		
J60-MS/841C	2	JB-S/1R	6		
J60-MS/852C	2	JB-S/1S	6		
J60-MS/852D	2	JB-S/28R	6		
J60-MS/858C	2				
J60-MS/858D	2				
J60-MS/860D	2				
J60-MS/860E	3				
J60-MS/872D	3				
J60-MS/886D	3				
J60-MS/919D	3				
J60-MS/920D	3				
J60-MS/925D	3				
J60-MS/937D	3				
J60-MS/939D	3				
J60-MS/951D	3				
J60-MS/1009D	3				
J60-MS/1044E	3				
J60-MS/1055E	3				
J60-MS/1122E	4				
J60-MS/1128E	4				
J60-MS/1134F	4				
J60-MS/1134P	4				
J60-MS/1213F	4				
J60-MS/1264F	4				
J60-MS/1285F	4				
J60-MS/1373F	4				
J60-MS/1373P	4				
J60-MS/1514P	5				
J60-MS/1536P	5				
J60-MSV/785B	5				
J60-S/1B	5				
J60-S/1C	5				
J60-S/1D	5				
J60-S/1E	5				
J60-S/28E	5				
J60-S/28P	5				
J60-S/796B	6				
J60-S/916D	6				
J60-S/1023E	6				
JB-MF/1008S	6				
JB-MF/1084T	6				

MODEL DATA SECTION

CONTAINS THE FOLLOWING—

DATA FOR JB SERIES INDUSTRIAL ENGINES.

PARTS LISTED UNDER EACH MODEL IN THIS SECTION, HEADED
CONTROL, ENGINE, ETC., ARE SPECIAL PARTS FOR THIS MODEL
ONLY AND SHOULD BE USED IN LIEU OF STANDARD PARTS.

OTHER PARTS ARE STANDARD AND SHOULD BE SELECTED FROM
THE APPROPRIATE ENGINE OR CONTROL SECTION.

MODELS ARE NOT NECESSARILY LISTED IN ANY SPECIFIC ORDER
ON MODEL DATA PAGES.

MODEL DATA SECTION

J60-MS/629E

Engine - Spec E-MS

J60-MS/629F

Engine - Spec F-MS
150A812 Governor Bracket

J60-MS/629P

Engine - Spec P-MS
150A812 Governor Bracket

J60-MS/770C

Control - Code 1 (W.D.622B76)
Engine - Spec C-MS
134B1394 Blower Housing

J60-MS/770D

Control - Code 1 (W.D.622B76)
Engine - Spec D-MS
134B1394 Blower Housing

J60-MS/770E

Control - Code 1 (W.D.622B76)
Engine - Spec E-MS
150A919 Governor Spring
150A912 Governor Bracket
134C1394 Blower Housing

J60-MS/771C

Control - Code 1 (W.D.622B76)
Engine - Spec C-MS
134B1394 Blower Housing

J60-MS/771D

Control - Code 1 (W.D.622B76)
Engine - Spec D-MS
134B1394 Blower Housing

J60-MS/775B

Control - Code 1 (W.D.622B76)
Engine - Spec B-MS
104D516 Crankshaft
134B1394 Blower Housing

J60-MS/781B

Control - Code 1 (W.D.622B76)
Engine - Spec B-MS
104D516 Crankshaft
134B1394 Blower Housing

J60-MS/794B

Control - Code 1 (W.D.622B76)
Engine - Spec B-MS
134B1394 Blower Housing

J60-MS/794C

Control - Code 1 (W.D.622B76)
Engine - Spec C-MS
134B1394 Blower Housing

J60-MS/794D

Control - Code 1 (W.D.622B76)
Engine - Spec D-MS
134B1394 Blower Housing

J60-MS/826D

Engine - Spec D-MS

J60-MS/826D (Cont.)

*191C324 Starter Motor - 12 V.
191A365 Starter Motor Bracket
231-99 Engine to Generator Adapter
104D450 Oil Base
505-2 Oil Drain Nipple
505-14 Oil Drain Coupling
104D439 Crankshaft
403C660 Lifting Bracket
800-91 Lifting Bracket
Capscrew (1/2-13 x 1-1/4")
800A501 Cylinder Head Capscrew (3/8-16 x 3-3/8")
309A140 Ignition Breaker Disconnect Switch Plunger
160A1143 Ignition Breaker Plunger Diaphragm
309A134 Breaker Plunger Operated Switch Assembly
150A639 Governor Linkage Ball Joint
150A812 Governor Bracket & Cover Plate

J60-MS/841C

Engine - Spec C-MS
*162C255 Magneto Assembly
*140K677 Oil Bath Air Cleaner Assembly
140B648 Air Cleaner Mounting Bracket
503A407 Air Cleaner Hose - 2" I.D. x 7-1/2" Long
502-65 Fuel Pump Outlet Elbow
150A812 Governor Bracket & Cover Plate
167-28 Spark Plug (2)
134B1215 Blower Housing

J60-MS/852C

Engine - Spec C-MS
*134D1249 Air Shutter Assembly
*191C324 Starter Motor Assembly - 12 V.
191A365 Starter Motor Bracket
102D450 Oil Base
231E99 Engine to Generator Adapter
140C645 Air Cleaner Adapter
122A193 Oil Filter
104D439 Crankshaft
309A140 Ignition Breaker Disconnect Switch Plunger
160A1143 Ignition Breaker Plunger Diaphragm
309A134 Breaker Plunger Operated Switch Assembly
134-1178 Grille

J60-MS/852D

Engine - Spec D-MS

J60-MS/852D (Cont.)

*134D1249 Air Shutter Assembly
*191C324 Starter Motor Assembly - 12 V.
191A365 Starter Motor Bracket
102D450 Oil Base
231E99 Engine to Generator Adapter
140C645 Air Cleaner Adapter
122A193 Oil Filter
104D439 Crankshaft
309A140 Ignition Breaker Disconnect Switch Plunger
160A1143 Ignition Breaker Plunger Diaphragm
309A134 Breaker Plunger Operated Switch Assembly
134-1178 Grille

J60-MS/858C

Engine - Spec G-MS
*140K677 Oil Bath Air Cleaner Assembly
113-111 Piston Ring Set (2)
309A140 Ignition Breaker Disconnect Switch Plunger
160A1143 Ignition Breaker Plunger Diaphragm
309A134 Breaker Plunger Operated Switch Assembly
502-65 Fuel Pump Outlet Elbow
309A169 Low Oil Pressure Cut-Off Switch
150A812 Governor Bracket & Cover Plate
167-28 Spark Plug (2)

J60-MS/858D

Engine - Spec D-MS
113-111 Piston Ring Set (2)
309A140 Ignition Breaker Disconnect Switch Plunger
160A1143 Ignition Breaker Plunger Diaphragm
309A134 Breaker Plunger Operated Switch Assembly
502-65 Fuel Pump Outlet Elbow
309A169 Low Oil Pressure Cut-Off Switch
150A812 Governor Bracket & Cover Plate
167-28 Spark Plug (2)
140C645 Air Cleaner Adapter

J60-MS/860D

Engine - Spec D-MS
*191C150 Starter Motor Assembly - 12 V.
191A365 Starter Motor Bracket
104D439 Crankshaft
102D450 Oil Base

MODEL DATA SECTION

3

J60-MS/860D (Cont.)

231E100 Engine to Generator Adapter
505-2 Oil Drain Nipple
505-14 Oil Drain Coupling
309A140 Ignition Breaker Disconnect Switch Plunger
160A1143 Ignition Breaker Plunger Diaphragm
309A134 Breaker Plunger Operated Switch Assembly
309A169 Low Oil Pressure Cut-Off Switch
150A639 Governor Ball Joint
150A812 Governor Bracket & Cover Plate

J60-MS/860E

Engine - Spec E-MS
*191C150 Starter Motor Assembly - 12 V.
104B473 Flywheel
104D439 Crankshaft
103D226 Gear Cover Backplate
102D450 Oil Base
231E100 Engine to Generator Adapter
505-2 Oil Drain Nipple
505-14 Oil Drain Coupling
150A639 Governor Ball Joint
150A812 Governor Bracket & Cover Plate
153A114 Electric Choke Cover Assembly
309A169 Low Oil Pressure Cut-Off Switch
309A140 Ignition Breaker Disconnect Switch Plunger
160A1143 Ignition Breaker Plunger Diaphragm
309A134 Breaker Plunger Operated Switch Diaphragm

J60-MS/872D

Engine - Spec D-MS
*191C324 Starter Motor Assembly - 12 V.
191A365 Starter Motor Bracket
149C805 Fuel Pump
167A1383 Spark Plug Cable - 22"
167A1384 Spark Plug Cable - 24"
309A140 Ignition Breaker Plunger
160A1143 Ignition Breaker Plunger Diaphragm
309A134 Ignition Breaker Plunger Switch Assy.
160A769 Ignition Timing Control Cover Assembly

J60-MS/886D

Engine - Spec D-MS

J60-MS/886D (Cont.)

190D251 Clutch Housing
190C253 Clutch Flange
190A254 Clutch Washer
104D439 Crankshaft
134C1394 Blower Housing

J60-MS/919D

Engine - Spec D-MS
*191C324 Starter Motor Assembly - 12 V.
104B472 Flywheel
134C1358 Blower Housing

J60-MS/920D

Control - Code 1 (W.D.622B76)
Engine - Spec D-MS
154B751 Exhaust Manifold
134C1394 Blower Housing

J60-MS/925D

Control - Code 1 (W.D.622B76)
Engine - Spec D-MS
*191C324 Starter Motor Assembly - 12 V.
134D1222 Air Discharge Duct
134C1394 Blower Housing

J60-MS/937D

Control - Code 1 (W.D.622B76)
Engine - Spec D-MS
*143B242 Carburetor Assembly (Gas)
*191C324 Starter Motor Assembly - 12 V.
120A606 Oil Line - Filter Adapter to Cylinder Head
309A169 Low Oil Pressure Cut-Off Switch
309A140 Ignition Breaker Disconnect Switch Plunger
160A1143 Ignition Breaker Plunger Diaphragm
309A134 Breaker Plunger Operated Switch Assembly
134B1215 Blower Housing

J60-MS/939D

Control - Code 1 (W.D.622B76)
Engine - Spec D-MS
104D439 Crankshaft
190D251 Clutch Housing
190C252 Clutch Flange
134C1394 Blower Housing

J60-MS/951D

Control - Code 2 (W.D.622B116)
Engine - Spec D-MS
5 Ball Governor
104B567 Crankshaft
154A843 Exhaust Manifold
105A219 Camshaft & Center Pin
140C645 Air Cleaner Adapter

J60-MS/951D (Cont.)

502-37 Oil Filter Adapter Elbow - For 3/16" Tube
193A108 Oil Pressure Sender
122A193 Oil Filter
150C947 Governor Spring Bracket
151-206 Governor Spring
134C1501 Cylinder Air Housing Cover
102A509 Oil Base
508-70 Grommet - For 7/8" Hole
517-21 Dot Button Plug - For 7/8" Hole
517-75 Dot Button Plug - For 1-3/16" Hole
134B1215 Blower Housing

J60-MS/1009D

Control - Code 2 (W.D.622B116)
Engine - Spec D-MS
5 Ball Governor
104B567 Crankshaft
154A843 Exhaust Manifold
105A248 Camshaft & Center Pin
140C645 Air Cleaner Adapter
502-37 Oil Filter Adapter Elbow - For 3/16" Tube
193A108 Oil Pressure Sender
122A193 Oil Filter
150C947 Governor Spring Bracket
151-206 Governor Spring
134C1501 Cylinder Air Housing Cover
102A509 Oil Base
508-70 Grommet - For 7/8" Hole
517-21 Dot Button Plug - For 7/8" Hole
517-75 Dot Button Plug - For 1-3/16" Hole
134B1215 Blower Housing

J60-MS/1044E

Control - Code 3 (W.D.622B127)
Engine - Spec E-MS
134B1215 Blower Housing

J60-MS/1055E

Control - Code 4 (W.D.622B129)
Engine - Spec E-MS
5 Ball Governor
*162C255 Magneto Assembly
*191C324 Starter Motor Assembly - 12 V.
102A509 Oil Base
154B751 Exhaust Manifold
104B567 Crankshaft
140C645 Air Cleaner Adapter
105A248 Camshaft & Center Pin
193A108 Oil Pressure Sender

MODEL DATA SECTION

J60-MS/1055E (Cont.)

502-37	Oil Filter Adapter Elbow - For 3/16" Tube
122A193	Oil Filter
134B1215	Blower Housing
191A365	Starter Support Bracket
191A506	Starter Dirt Seal
191A505	Starter Dirt Seal Cover Plate
134D1419	Bottom Cylinder Air Housing
115D180	Rocker Box Cover
505-2	Rocker Box Cover Vent Elbow
150C940	Governor Spring Bracket
150A973	Governor Arm & Rivet Assembly
152A155	Governor Arm Swivel
815-104	Governor Arm Swivel Screw
516-59	Governor Arm Swivel Lock Pin
150A945	Governor Speed Adjustment Stud
860-13	Governor Speed Adjustment Nut (2)
150A942	Governor Wire Clamp
152A41	Governor Tension Washer
870-65	Governor 1/4 Hug Lock Nut
134C1501	Cylinder Air Housing Cover
503A454	Oil Fill Breather Hose
134D1178	Grille
123B848	Oil Fill Pipe
123A849	Oil Fill Pipe Bracket
123A804	Oil Fill Pipe Cap
505-210	Oil Fill Nipple - 1/2 x 2
505-482	Oil Fill Reducer Tee
505-130	Oil Fill Plug - 3/4"
508-70	Grommet - For 7/16" Hole
517-21	Dot Button Plug - For 7/8" Hole
517-75	Dot Button Plug - For 1-3/16" Hole

J60-MS/1122E

Control - Code 5 (W.D.622B140)	
Engine - Spec E-MS	
*143B278	Carburetor Assembly (Gas-Gasoline)
134C1394	Blower Housing
309A177	Low Oil Pressure Cut-Off Switch
120A606	Oil Line - Filter Adapter to Cylinder Head
309P162	High Air Temperature Cut-Off Switch
309A174	High Air Temperature Switch Bracket
504-7	Fuel Pump Shut-off Cock
150A919	Governor Spring

J60-MS/1128E

Engine - Spec E-MS	
*134D1249	Air Shutter Assembly
*143C276	Carburetor Assembly
309A177	Low Oil Pressure Cut-Off Switch
150A812	Governor Bracket

J60-MS/1134F

Control - Code 3 (W.D.622B127)	
Engine - Spec F-MS	
134C1394	Blower Housing

J60-MS/1134P

Control - Code 3 (W.D.622B127)	
Engine - Spec P-MS	
134C1394	Blower Housing

J60-MS/1213F

Engine - Spec F-MS	
5 Ball Governor	
*162C255	Magneto Assembly
*191C324	Starter Motor Assembly - 12 V.
191A365	Starter Support Bracket
102A509	Oil Base
104B567	Crankshaft
123A856	Oil Fill Cover
501-3	Oil Fill Breather Hose
123B848	Oil Fill Pipe
123A849	Oil Fill Pipe Bracket
123A804	Oil Fill Pipe Cap
505-210	Oil Fill Nipple
505-482	Oil Fill Reducer Tee
505-130	Oil Fill Plug
122A193	Oil Filter
154A751	Exhaust Manifold
105A248	Camshaft & Center Pin
140C645	Air Cleaner Adapter
115D180	Rocker Box Cover
502-2	Rocker Box Cover Vent Elbow
309A169	Low Oil Pressure Cut-Off Switch
134C1501	Cylinder Air Housing Cover
508-70	Grommet - For 7/16" Hole
517-21	Dot Button Plug - For 7/8" Hole
517-75	Dot Button Plug - For 1-3/16" Hole
134D1178	Grille
191B403	Flywheel & Ring Gear
134B1215	Blower Housing

J60-MS/1264F

Control - Code 1 (W.D.622B76)	
Engine - Spec F-MS	
104D439	Crankshaft
102D540	Oil Base
134B1215	Blower Housing

J60-MS/1285F

Engine - Spec F-MS	
--------------------	--

J60-MS/1285F (Cont.)

*191C324	Starter Motor Assembly - 12 V.
191B365	Starter Support Bracket
R.T.F.	Flywheel & Ring Gear
140C645	Air Cleaner Adapter
104D439	Crankshaft
134C1358	Blower Housing

J60-MS/1373F

Engine - Spec F-MS	
5 Ball Governor	
*162C255	Magneto Assembly
*191C324	Starter Motor Assembly - 12 V.
191A365	Starter Support Bracket
104B635	Crankshaft
102A509	Oil Base
123A856	Oil Fill Cover
501-3	Oil Fill Breather Hose
123B848	Oil Fill Pipe
123A849	Oil Fill Pipe Bracket
123A804	Oil Fill Pipe Cap
505-210	Oil Fill Nipple
505-482	Oil Fill Reducer Tee
505-130	Oil Fill Plug
122A193	Oil Filter
154A751	Exhaust Manifold
105A248	Camshaft & Center Pin
140C645	Air Cleaner Adapter
115D180	Rocker Box Cover
502-2	Rocker Box Cover Vent Elbow
309A169	Low Oil Pressure Cut-Off Switch
134C1501	Cylinder Air Housing Cover
508-70	Grommet - For 7/16" Hole
517-21	Dot Button Plug - For 7/8" Hole
517-75	Dot Button Plug - For 1-3/16" Hole
134D1178	Grille
104B472	Flywheel & Ring Gear

J60-MS/1373P

Engine - Spec P-MS	
5 Ball Governor	
*161C251	Magneto Assembly
*191C324	Starter Motor Assembly - 12 V.
191A365	Starter Support Bracket
104B635	Crankshaft
102A509	Oil Base
123A856	Oil Fill Cover
501-3	Oil Fill Breather Hose
123B848	Oil Fill Pipe
123A849	Oil Fill Pipe Bracket
123A804	Oil Fill Pipe Cap
505-210	Oil Fill Nipple
505-482	Oil Fill Reducer Tee
505-130	Oil Fill Plug

* - See Accessory Section for Component Parts.

R.T.F. - Refer to Factory. Include Model and Serial Number of Unit.

MODEL DATA SECTION

5

J60-MS/1373P (Cont.)

122A193 Oil Filter
154A751 Exhaust Manifold
140C645 Air Cleaner Adapter
115D180 Rocker Box Cover
502-2 Rocker Box Cover Vent Elbow
309A169 Low Oil Pressure Cut-Off Switch
134C1501 Cylinder Air Housing Cover
508-70 Grommet - For 7/16" Hole
517-21 Dot Button Plug - For 7/8" Hole
517-75 Dot Button Plug - For 1-3/16" Hole
134D1178 Grille
104B472 Flywheel & Ring Gear
134B1215 Blower Housing

J60-MS/1514P

Control - Code 1 (W.D.622B76)
Engine - Spec P-MS
5 Ball Governor
*191A443 Starter Motor Assembly - 24 V
102B603 Oil Base
333B102 Oil Base Heater
333B88 Oil Base Heater Switch Box
333A87 Oil Base Heater Switch Box Cover
309A168 Oil Base Heater Switch
508A100 Oil Base Heater Switch Box Grommet
104D439 Crankshaft
149C805 Fuel Pump
309P206 High Air Temperature Cut-Off Switch
104B664 Flywheel & Ring Gear
160A769 Ignition Breaker Plate Cover - Includes Stop Button
134C1501 Cylinder Air Housing Cover
166B437 Ignition Coil
166A388 Coil Mounting Bracket
503-465 Coil Clamp
353B12 Coil Resistor - 5.2-Ohm, 25 Watt
167A1499 Spark Plug Cable - 12" (2)
336A1594 Lead - 15" with Connector Assy.
134A1520 Blower Housing
134D1178 Grille
508-2 Grommet - For 1/2" Hole
508-70 Grommet - For 7/16" Hole
517-21 Dot Button Plug - For 7/8" Hole
517-75 Dot Button Plug - For 1-3/16" Hole

J60-MS/1536P

Engine - Spec P-MS

J60-MS/1536P (Cont.)

*143B321 Carburetor Assembly (Gas)
*191A443 Starter Motor Assembly - 24 V.
*134A1814 Air Shutter Assembly
*162C257 Magneto Assembly
102B603 Oil Base
333B102 Oil Base Heater
333B88 Oil Base Heater Switch Box
333A87 Oil Base Heater Switch Box Cover
309A168 Oil Base Heater Switch
508A100 Oil Base Heater Switch Box Grommet
104B422 Flywheel
140C645 Air Cleaner Adapter
309A169 Low Oil Pressure Cut-Off Switch
167A1423 Spark Plug Cable - 17-3/4"
167A1424 Spark Plug Cable - 16-1/4"
167-80 Spark Plug (2)
134C1278 Cylinder Air Housing Cover
134D1391 Bottom Cylinder Air Housing Panel

J60-MSV/785B

Engine - Spec B-MS
*148B496 Carburetor Assembly (Gas)
*191C416 Starter Motor Assembly - 115 V.
323-110 Starter Motor Receptacle
509-93 Starter Motor "O" Ring
191A347 Starter Motor Idler Gear & Bushing Assy.
191A342 Idler Gear Pedestal & Shaft Assy.
191C353 Crankshaft Starter Gear
518-197 Starter Gear Retaining Ring (2)
191B356 Starter Gear Stamped Bearing (2)
191B355 Starter Gear Clutch
104D407 Crankshaft
123A692 Oil Level Indicator & Cap Assembly
154C695 Exhaust Manifold
155A803 Exhaust Outlet
140P610 Air Cleaner Cover
140C642 Air Cleaner Bottom Pan
140B601 Air Cleaner Filter Cartridge
520A623 Air Cleaner Stud
865-11 Air Cleaner Wing Nut
870-53 Air Cleaner Hex Nut
145A257 Carburetor Flange Gasket
309A169 Low Oil Pressure Cut-Off Switch

J60-MSV/785B (Cont.)

167A1387 Spark Plug Cable (2)
103E230 Gear Cover
150B817 Governor Arm & Shaft Assembly
103B232 Governor Backplate & Bracket
150A213 Governor Adjusting Stud
103B231 Gear Cover Gasket
150A98 Governor Spring
160A747 Timing Pointer
134D1156 Blower Housing
134D1149 Blower Housing Scroll
134C1150 Blower Wheel
134A1173 Blower Wheel Shim
134A1274 Scroll Cover Plate
134B1275 Exhaust Outlet Panel
134A1166 Cylinder Head Opening Baffle
134C1182 Engine Shroud
134B1181 Rear Shroud
134C1147 Air Shroud - Lower
134C1146 Air Shroud - Upper
134A1109 #1 Cylinder Shroud
134A1110 #2 Cylinder Shroud
134C1112 Blower Housing Hood
134P944 Cylinder Wrapper Spring
508-92 Grommet - For 5/8" Hole
508-2 Grommet - For 1/2" Hole
870-176 Tinnerman Clip
517-21 Dot Button Plug - For 7/8" Hole

J60-S/1B

Engine - Spec B-S

J60-S/1C

Engine - Spec C-S

J60-S/1D

Engine - Spec D-S

J60-S/1E

Engine - Spec E-S

J60-S/28E

Engine - Spec E-S
134C1501 Cylinder Air Housing
508-93 Grommet - For 11/16" Hole
508-70 Grommet - For 7/16" Hole
517-21 Dot Button Plug - For 7/8" Hole
517-75 Dot Button Plug - For 1-3/16" Hole
134C1367 Blower Housing

J60-S/28P

Engine - Spec P-S
134C1358 Blower Housing

MODEL DATA SECTION

J60-S/796B

Engine - Spec B-S
 150A812 Governor Bracket & Cover Plate
 150A872 Governor Control Arm
 150A870 Governor Control Rod Bracket

J60-S/916D

Engine - Spec D-S
 *162C255 Magneto Assembly
 104B473 Flywheel
 104D439 Crankshaft
 190C253 Clutch Drive Flange
 190D251 Clutch Housing
 190A254 Clutch Washer
 805-19 Clutch Place Bolts (4) (3/8-16 x 1-1/4")
 800-74 Clutch Bolt (7/16-14 x 1-3/4")
 150A848 Governor Adjusting Spring
 167-28 Spark Plug (2)

J60-S/1023E

Engine - Spec E-S
 5 Ball Governor
 105A248 Camshaft & Center Pin
 150C947 Governor Spring Bracket
 134A1520 Blower Housing
 134C1501 Cylinder Air Housing
 508-93 Grommet - For 11/16" Hole
 508-70 Grommet - For 7/16" Hole
 517-21 Dot Button Plug - For 7/8" Hole
 517-75 Dot Button Plug - For 1-3/16" Hole

JB-MF/1008S

Engine - Spec S-MS
 190D258 Clutch Assembly

JB-MF/1084T

Control - Code 7 (W.D.622B295)
 Engine - Spec T-MS
 190P258 Clutch Assembly
 309A177 Low Oil Pressure Cut-Off Switch
 134C1394 Blower Housing

JB-MF/1970S

Engine - Spec S-MS
 *191D324 Starter Motor Assembly - 12 V.
 190P258 Clutch Assembly
 140C645 Air Cleaner Adapter
 309A169 Low Oil Pressure Cut-Off Switch
 134C1394 Blower Housing

JB-MS/1A

Engine - Spec A-MS

JB-MS/1T

Engine - Spec T-MS
 134B1215 Blower Housing

JB-MS/629R

Engine - Spec R-MS
 134B1215 Blower Housing

JB-MS/770R

Engine - Spec R-MS
 134C1394 Blower Housing

JB-MS/770S

Control - Code 1 (W.D.622B76)
 Engine - Spec S-MS
 134C1394 Blower Housing

JB-MS/770T

Control - Code 1 (W.D.622B76)
 Engine - Spec T-MS
 134C1394 Blower Housing

JB-MS/1134E

Control - Code 3 (W.D.622B127)
 Engine - Spec E-MS
 134C1394 Blower Housing

JB-MS/1134R

Control - Code 3 (W.D.622B127)
 Engine - Spec R-MS
 134C1394 Blower Housing

JB-MS/1134S

Control - Code 3 (W.D.622B127)
 Engine - Spec S-MS
 134C1394 Blower Housing

JB-MS/1273T

Engine - Spec T-MS
 5 Ball Governor
 *191D324 Starter Motor Assembly - 12 V.
 *161C251 Magneto Assembly
 191A365 Starter Support Bracket
 102A509 Oil Base
 123A856 Oil Fill Hole Cover
 501-3 Oil Fill Breather Hose
 123B848 Oil Fill Pipe
 123A849 Oil Fill Pipe Bracket
 123A804 Oil Fill Pipe Cap
 505-210 Oil Fill Nipple
 505-482 Oil Fill Reducer Tee
 505-130 Oil Fill Plug
 309A169 Low Oil Pressure Cut-Off Switch
 123A645 Breather Tube
 123A787 Breather Tube Cap
 123A315 Breather Valve
 503A395 Breather Tube to Air Cleaner Hose
 140C645 Air Cleaner Adapter
 115D180 Rocker Box Cover
 502-2 Rocker Box Cover Vent Elbow
 104B567 Crankshaft
 154A751 Exhaust Manifold
 104B472 Flywheel & Ring Gear
 150C947 Governor Spring Bracket
 134A2331 Cylinder Air Housing Cover

JB-MS/1273T (Cont.)

134D1178 Grille
 167A1379 Spark Plug Cable - 17" (2)
 516A11 Dowel Pin - 5/16" Dia. x 1-1/8"
 508-70 Grommet - For 7/16" Hole
 517-21 Dot Button Plug - For 7/8" Hole
 517-75 Dot Button Plug - For 1-3/16" Hole

JB-MS/1695R

Control - Code 3 (W.D.622B127)
 Engine - Spec R-MS
 *159B775 Reservoir Tank Assembly - 1 Qt.
 134B1843 Cylinder Air Housing Cover
 403A621 Lifting Eye
 520A626 Lifting Eye Stud
 110A1304 Lifting Eye Stud & Cylinder Head Nut
 864-5 Lifting Eye Stud Nut - 1/2-13
 134C1394 Blower Housing

JB-MS/1740R

Control - Code 6 (W.D.622B243)
 Engine - Spec R-MS
 *191D324 Starter Motor Assembly - 12 V.
 309A169 Low Oil Pressure Cut-Off Switch
 134C1394 Blower Housing

JB-MS/1740S

Control - Code 6 (W.D.622B243)
 Engine - Spec S-MS
 *191D324 Starter Motor Assembly - 12 V.
 309A177 Low Oil Pressure Cut-Off Switch
 134C1394 Blower Housing

JB-S/1R

Engine - Spec R-S

JB-S/1S

Engine - Spec S-S

JB-S/28R

Engine - Spec R-S
 134C1358 Blower Housing

CONTROL SECTION

CONTAINS THE FOLLOWING—

CONTROL PARTS FOR JB INDUSTRIAL ENGINES.

ALL CONTROL CODES AS LISTED IN THE MODEL DATA SECTION UNDER THE HEADING OF CONTROL CAN BE LOCATED NUMERICALLY BY CODE NUMBER IN THIS CONTROL SECTION. THE WIRING DIAGRAM IS ALSO SHOWN IN THE CONTROL SECTION AND SHOULD AGREE WITH WIRING DIAGRAM SHOWN IN PARENTHESIS AFTER CODE NUMBER IN THE MODEL DATA SECTION. ALL MAJOR PARTS HAVE BEEN LISTED. WIRING DIAGRAMS SHOWING THE LOCATION OF EACH PART WILL BE SENT TO CUSTOMERS REQUESTING ONE BY WIRING DIAGRAM, NOT CODE NUMBER.

ENGINE SECTION

CONTAINS THE FOLLOWING—

ENGINE PARTS FOR JB SERIES INDUSTRIAL ENGINES.

ALL ENGINE PARTS ARE LISTED IN ALPHABETICAL ORDER (A THRU Z). THE PREDOMINATING NOUN OF ANY PHRASE HAS ALWAYS BEEN LISTED FIRST WHENEVER MORE THAN ONE WORD DESCRIBES ANY ITEM. THUS A CONNECTING ROD ASSEMBLY IS LISTED AS: ROD ASSEMBLY, CONNECTING. THE MAIN HEADING COLUMNS ARE FOR SPEC A THRU M AND SPEC P THRU T.

S = MANUAL START ENGINES
MS = MOTOR START ENGINES

CONTROL SECTION

WIRING DIAGRAMS

CODE

- ① W.D.622B76
 Ignition Wiring Circuit Only -
 No Control Parts Involved
 304A60 Ignition Resistor -
 1.72-Ohm, 25 Watt
- ② W.D.622B116
 Ignition Wiring Circuit Only -
 No Control Parts Involved
 304A60 Ignition Resistor -
 1.72-Ohm, 25 Watt
- ③ W.D.622B127
 322-81 Lamp
 322A92 Lamp Socket
 322P90 Lamp Jewel Assembly
 305A144 Brass Spacer (2)
 508-31 Grommet - For 11/32" Hole
 (2)
 308-198 Start Switch
 308-7 Ignition Switch
 304A60 Ignition Resistor -
 1.72-Ohm, 25 Watt
- ④ W.D.622B129
 Ignition Wiring Circuit Only -
 No Control Parts Involved
- ⑤ W.D.622B140
 322-81 Lamp
 322A92 Lamp Socket
 322P90 Lamp Jewel Assembly
 305A144 Brass Spacer (2)
 508-31 Grommet - For 11/32" Hole
 (2)
 308-7 Ignition Switch
 304A60 Ignition Resistor -
 1.72-Ohm, 25 Watt
 308-198 Start Switch
 332A592 Copper Ground Jumper
- ⑥ W.D.622B243
 322-81 Lamp
 322A92 Lamp Socket
 322P90 Lamp Jewel Assembly
 305A144 Brass Spacer (2)
 508-31 Grommet - For 11/32" Hole
 304A60 Ignition Resistor -
 1.72-Ohm, 25 Watt
 308-7 Ignition Switch
 308-198 Start Switch
 332A592 Copper Ground Jumper

CODE

- ⑦ W.D.622B295
 322-81 Lamp
 322A92 Lamp Socket
 322P90 Lamp Jewel Assembly
 305A144 Brass Spacer (2)
 508-31 Grommet - For 11/32" Hole
 304A60 Ignition Resistor -
 1.72-Ohm, 25 Watt
 308-7 Ignition Switch
 308-198 Start Switch
 332A592 Copper Ground Jumper

ENGINE SECTION

PART NUMBER	DESCRIPTION	SPEC.		SPEC.		SPEC.		SPEC.		SPEC.
		A - M		P - T		S		MS		
		S	MS	S	MS	S	MS	S	MS	
-A-										
140A647	Adapter, Air Cleaner - Includes Nylon Tube - Prior to Spec R	1	1	1	1					
140A933	Adapter, Air Cleaner - Includes Nylon Tube - Begin Spec R			1	1					
153A315	Adapter, Electric Choke - Prior to Spec F	1	1	1	1					
140C645	Adapter, Oil Bath Air Cleaner (Optional Equipment)	1	1	1	1					
122A182	Adapter, Oil Filter	1	1	1	1					
150A973	Arm & Bracket - Variable Speed (1 Spring) Governor (Optional Equipment)	1	1	1	1					
150B785	Arm & Shaft-Gear Cover Assembly - Prior to Spec D, For Replacement Order 150B838 Shaft, 150B840 Arm & 815-176 Screw	1	1	1	1					
150B840	Arm, Governor Shaft to Carburetor - Spec D through P	1	1	1	1					
150B1093	Arm, Governor Shaft to Carburetor - Standard - Begin Spec R			1	1					
150A1102	Arm, Governor Shaft to Carburetor - Variable & 2 Speed Governor - Begin Spec R			1	1					
150A900	Arm, Governor Spring Control - Variable Speed (1 Spring) Governor (Optional Equipment)	1	1	1	1					
153A326	Arm, Manual Choke	1	1	1	1					
115B128	Arm, Rocker - Exhaust	2	2	2	2					
115B129	Arm, Rocker - Intake	2	2	2	2					
153A395	Armature, Thermo-Magnetic Choke - Begin Spec F		1		1					
-B-										
160A697	Backplate & Pole Shoe Assembly - Magneto	1	1	1	1					
160A698	Backplate Assembly - Magneto - Includes Backplate, Pole Shoe & Coil	1	1	1	1					
103D271	Backplate, Gear Cover - For Automotive Type Starter (To replace backplate on early models also order 134B1532 Baffle)		1		1					
103D225	Backplate, Gear Cover - For Engines with Auto Cycle Starting System		1		1					
103D226	Backplate, Gear Cover - For Manual Start Engines	1	1	1	1					
123A865	Baffle, Breather Tube	1	1	1	1					
134B1532	Baffle, Gear Cover Backplate	1	1	1	1					
510-14	Ball, Bearing, Governor Shaft Thrust - 3/16" - Prior to Spec D and Also used on Optional 103C252 Gear Cover	1	1	1	1					

ENGINE SECTION

3

PART NUMBER	DESCRIPTION	SPEC.			SPEC.			SPEC.			SPEC.		
		A - M			P - T			S			MS		
		S	MS		S	MS		S	MS		S	MS	
510-43	Ball, Bearing, Governor Shaft Thrust - 5/16" - Begin Spec D	1	1		1	1		1	1		1	1	
510-46	Ball, Fly - Governor	10	10		10	10		10	10		10	10	
115B127	Ball, Rocker Arm	4	4		4	4		4	4		4	4	
140B519	Band, Oil Bath Air Cleaner (Optional Equipment)	1	1		1	1		1	1		1	1	
102D448	Base, Oil	1	1		1	1		1	1		1	1	
510P82	Bearing, Governor Shaft - For 1/4" Shaft	1	1		1	1		1	1		1	1	
510P48	Bearing, Governor Shaft - For 1/2" Shaft	1	1		1	1		1	1		1	1	
114B164	Bearing Half, Connecting Rod - Standard	4	4		4	4		4	4		4	4	
114B164-02	Bearing Half, Connecting Rod - .002" Oversize												
114B164-10	Bearing Half, Connecting Rod - .010" Oversize												
114B164-20	Bearing Half, Connecting Rod - .020" Oversize												
114B164-30	Bearing Half, Connecting Rod - .030" Oversize												
101B363	Bearing, Precision, Camshaft - Front - Standard Only	1	1		1	1		1	1		1	1	
101B365	Bearing, Precision, Camshaft - Rear - Standard Only	1	1		1	1		1	1		1	1	
101B359	Bearing, Precision, Main - Front or Rear - Standard	2	2		2	2		2	2		2	2	
101B359-02	Bearing, Precision, Main - Front or Rear - .002" Undersize												
101B359-10	Bearing, Precision, Main - Front or Rear - .010" Undersize												
101B359-20	Bearing, Precision, Main - Front or Rear - .020" Undersize												
101B359-30	Bearing, Precision, Main - Front or Rear - .030" Undersize												
110A1324	Block Assembly, Cylinder - Includes Bearings	1	1		1	1		1	1		1	1	
332A537	Block, Terminal, 4 Place - Charging Alternator - Prior to Spec T	1	1		1	1		1	1		1	1	
153A324	Body, Electric Choke - Prior to Spec F	1	1		1	1		1	1		1	1	
153D386	Body, Thermo-Magnetic Choke - Begin Spec F	1	1		1	1		1	1		1	1	
805-19	Bolt, Lifting Eye (Order 403K707)	4	4		4	4		4	4		4	4	
805-19	Bolt, Place - Clutch (3/8-16 x 1-1/4")	6	6		6	6		6	6		6	6	
805-12	Bolt, Place, Rear Bearing Plate (3/8-16 x 1-1/4")	4	4		4	4		4	4		4	4	
149-116	Bowl, Fuel Pump	1	1		1	1		1	1		1	1	
134A1554	Bracket, Air Housing Door	1	1		1	1		1	1		1	1	
150A916	Bracket, Governor Control Arm Mounting - Variable Speed (2 Spring) & 2 Speed (Optional Equipment)	1	1		1	1		1	1		1	1	
150B917	Bracket, Governor Control Mounting - Variable Speed (2 Spring) & 2 Speed (Optional Equipment)	1	1		1	1		1	1		1	1	
150B813	Bracket, Governor - Constant Speed & Variable Speed (One Spring) - Prior to Spec R	1	1		1	1		1	1		1	1	
150A1108	Bracket, Governor - Constant Speed & Variable Speed (One Spring) - Begin Spec R												
150A912	Bracket, Governor - Variable Speed (2 Spring) & Two Speed (Optional Equipment) - Prior to Spec R	1	1		1	1		1	1		1	1	
150A1106	Bracket, Governor - Variable Speed (Two Spring) & Two Speed (Optional Equipment) - Begin Spec R												
150C940	Bracket, Governor Spring & Variable Speed Arm - Variable Speed (1 Spring) Governor (Optional Equipment)	1	1		1	1		1	1		1	1	

ENGINE SECTION

PART NUMBER	DESCRIPTION	SPEC.		SPEC.		SPEC.		SPEC.		SPEC.
		A - M		P - T		S		MS		
		S	MS	S	MS	S	MS	S	MS	
309A195	Bracket, High Air Temperature Switch (Optional Equipment)	1	1	1	1					
403K707	Bracket, Lifting - Includes Hardware	1	1	1	1					
153A327	Bracket, Manual Choke	1	1	1	1					
305A262	Bracket, Rectifier Mounting - Charging Alternator	1	1	1	1					
150B906	Bracket, Solenoid Mounting - 2 Speed Governor (Optional Equipment)	1	1	1	1					
306A196	Bracket, Start Solenoid Mounting	1	1	1	1					
191A320	Bracket, Starter Motor Support - Rear	1	1	1	1					
150A978	Bracket, Stop - Variable Speed Governor (Optional Equipment)	1	1	1	1					
114A166	Bushing, Piston Pin - Connecting Rod (Semi-Finished)	2	2	2	2					
-C-										
167A1387	Cable, Spark Plug - 14-1/2" Long (Battery Ignition)	2	2	2	2					
167A1384	Cable, Spark Plug - 26" Long (Magneto Ignition)	2	2	2	2					
167A1379	Cable, Spark Plug - 17" Long (Use with Optional Wico Magneto)	2	2	2	2					
105A219	Camshaft - Includes Center Pin	1	1	1	1					
105A272	Camshaft - Includes Center Pin	1	1	1	1					
123A458	Cap, Breather Tube - Prior to Spec E	1	1	1	1					
123A787	Cap, Breather Tube - Spec E thru R	1	1	1	1					
123A954	Cap & Valve Assembly, Breather - Begin Spec S	1	1	1	1					
123A651	Cap & Indicator, Oil Fill	1	1	1	1					
110A859	Cap, Valve Stem	4	4	4	4					
143C192	Carburetor - Gasoline - Prior to Spec E - For Replacement Order #141K763	1	1							
143C275	Carburetor - Gasoline - Spec E thru P - For Replacement Order #141K763	1	1	1	1					
141D693	Carburetor - Gasoline - Begin Spec R									
143C163	Carburetor - Gasoline - Prior to Spec E - For Replacement Order #141K762			1	1					
143C276	Carburetor - Gasoline - Spec E thru P - For Replacement Order #141K762			1	1					
141D692	Carburetor - Gasoline - Begin Spec R									
143B225	Carburetor - Gas-Gasoline - Prior to Spec E - For Replacement Order #141K761	1	1							
143B278	Carburetor - Gas-Gasoline - Spec E thru P - For Replacement Order #141K761	1	1							
141D717	Carburetor - Gas-Gasoline - Begin Spec R									
143B228	Carburetor - Gas-Gasoline - Prior to Spec E - For Replacement Order #141K760			1	1					

-C-

ENGINE SECTION

5

PART NUMBER	DESCRIPTION	SPEC.		SPEC.		SPEC.		SPEC.	
		A - M		S		P - T		MS	
		S	MS	S	MS	S	MS	S	MS
143B279	Carburetor - Gas-Gasoline - Spec E thru P - For Replacement Order #141K760		1					1	
141D718	Carburetor - Gas-Gasoline - Begin Spec R							1	
143B242	Carburetor - Gas - Prior to Spec E - For Replacement Order #141K764		1						
143B280	Carburetor - Gas - Spec E thru P - For Replacement Order #141K764	1							
141D726	Carburetor - Gas - Begin Spec R	1							
153B328	Choke, Manual	1							
503A171	Clamp, Breather Hose	2							
518P268	Clamp, Breather Insulator - Begin Spec S								
503P32	Clamp, Hose - Gas Regulator to Carburetor (Optional Equipment)	2							
166B682	Clamp, Ignition Coil - Prior to Spec T	1							
166A556	Clamp, Ignition Coil - Begin Spec T								
503P365	Clamp, Oil Bath Air Cleaner Hose (Optional Equipment)	1							
150A942	Clamp, Speed Control Cable - Variable Speed (1 Spring) Governor (Optional Equipment)								
140B500	Cleaner, Air - Oil Bath (Optional Equipment)	1							
140K677	*Cleaner Kit, Air - Oil Bath (Optional Equipment)	1							
518P176	Clip, Manual Choke Arm	1							
870P194	Clip, Tinnerman - Fastener Screw - Door Panel & Cover	1							
190P258	Clutch Assembly - For Components contact your nearest Rockford Clutch Dealer	5							
160C792	Coil, Ignition - Prior to Spec T	1							
166C346	Coil, Ignition - Begin Spec T	1							
166B693	Coil, Magneto	1							
307B801	Coil, Solenoid Assy. - Thermo-Magnetic Choke - Begin Spec F	1							
312A116	Condenser, Ignition	1							
332-556	Connector, Faston - Charging Alternator - Begin Spec T	1							
148A519	Connector, Hose to Gas Regulator (Optional Equipment)	1							
502A235	Connector, Inverted Male, Adapter Oil Line to Tee - Gasoline Engines (Restricted)	1							
502A274	Connector, Inverted Male, Adapter Oil Line to Tee - Gasoline Engines (Restricted)								
502A235	Connector, Inverted Male, Adapter Oil Line to Tee - Gas & Gasoline Engines (Restricted) Prior to Serial No. 698178	1							
502A274	Connector, Inverted Male, Adapter Oil Line to Tee - Gas & Gasoline Engines (Restricted) Begin Serial No. 698178	1							
323P759	Connector, Socket Housing - Charging Alternator - Begin Spec T								

* - See Accessory Section for Component Parts.

ENGINE SECTION

PART NUMBER	DESCRIPTION	SPEC.		SPEC.		SPEC.		SPEC.		SPEC.	
		A - M		P - T		S		MS		MS	
		S	MS	S	MS	S	MS	S	MS	S	MS
160A707	Control Assembly, Ignition Timing	1									
153B391	Core, Solenoid, Thermo-Magnetic Choke - Begin Spec F		1	1							
140C594	Cover, Air Cleaner	1									
153A325	Cover Assembly, Electric Choke - Prior to Spec F		1	1							
103C366	Cover Assembly, Gear - For Engines with Standard Governor and Automatic Type Starter - Begin Spec T										
103C277	Cover Assembly, Gear - Standard (For Engines Prior to Spec D Also Order #103C251 Gasket & #150B840 Arm	1	1								
103C252	Cover Assembly, Gear - For Engines with Auto Cycle Starter Motor (Optional Equipment)		1								
103C278	Cover Assembly, Gear - For Engines with 1 Spring Variable Speed Governor (Optional Equipment)	1	1								
134C1121	Cover, Cylinder Air Housing - Prior to Spec R	1	1								
134C1787	Cover, Cylinder Air Housing - Begin Spec R		1	1							
160A769	Cover, Ignition Breaker Plate - Includes Stop Button (Magneto Ignition)	1	1								
160A719	Cover, Ignition Breaker Plate (Battery Ignition)	1	1								
115D197	Cover, Rocker (Less oil line) Gasoline Engines	1	1								
115C173	Cover, Rocker (With oil line) Gas & Gas-Gasoline Engines	1	1								
153C389	Cover, Thermo-Magnetic Choke - Begin Spec F	1	1								
192B350	Crank, Hand	1									
104B429	Crankdog	1	1								
104D438	Crankshaft - Standard Engine	1	1								
104D439	Crankshaft - Engine with Clutch	1	1								
*	Crankshaft - Engine with Auto Cycle Starter	1	1								
120A551	Cup Assembly, Oil Pump Intake	1	1								
150C775	Cup, Governor	1	1								
160A717	Cup, Plunger Diaphragm - Ignition Breaker	1	1								
146P83	Cup, Restricting - Gear Cover Assembly	1	1								
98C1100	Decal Kit	1	1								
160A718	Diaphragm, Ignition Plunger	1	1								
160A806	Disc, Thrust - Ignition Plunger Bearing	1	1								

-D-

* - Refer to Factory giving complete Model, Spec, and Serial Number.

ENGINE SECTION

7

PART NUMBER	DESCRIPTION	SPEC.			SPEC.			SPEC.			SPEC.		
		A - M			P - T			S			MS		
		S	MS		S	MS		S	MS		S	MS	
-E-													
502-65	Elbow, Carburetor Inlet	1			1			1			1		
502-2	Elbow, Fuel Pump Inlet & Outlet	2			2			2			2		
502-19	Elbow, Oil Line to Oil Filter Adapter - Gasoline Engines	1			1			1			1		
502-37	Elbow, Oil Line to Oil Filter Adapter - Gasoline Engines												
502-19	Elbow, Oil Line to Oil Filter Adapter - Gas & Gasoline Engines - Prior to Serial No. 698178	1			1								
502-37	Elbow, Oil Line to Oil Filter Adapter - Gas & Gasoline Engines - Begin Serial No. 698178	1			1			1			1		
505-39	Elbow, Pipe - Gas Regulator Outlet (Optional Equipment)	1			1			1			1		
502A53	Elbow, Street, 45° (1) Oil Gauge, Also (1) Used to mount optional Low Oil Pressure Cut-Off Switch	1			1			1			1		
140B636	Element & Retainer - Air Cleaner	1			1			1			1		
153A321	Element, Electric Choke - Prior to Spec F				1								
-F-													
122A185	Filter, Oil (3-1/2" Long)	1			1			1			1		
122A193	Filter, Oil (5-1/2" Long) Optional Equipment	1			1			1			1		
190C252	Flange, To Adapt Rockford Clutch	1			1			1			1		
190C253	Flange, To Adapt Twin Disc Clutch	1			1			1			1		
191C512	Flange, Starter Motor Mounting				1			1			1		
104B472	Flywheel, Includes Ring Gear - Battery Ignition - Standard	1			1			1			1		
191B403	Flywheel, Includes Ring Gear - Battery Ignition - Machined for Charging Alternator Rotor (Optional Equipment)	1			1			1			1		
160B877	Flywheel, Includes Ring Gear - Magneto Ignition (Optional Equip.) ..	1			1			1			1		
104B473	Flywheel, Battery Ignition - Auto Cycle Start (Optional Equip.) ..				1			1			1		
160B692	Flywheel, Magneto Ignition - Manual Start and Auto Cycle Start (Standard)	1			1			1			1		
153B392	Frame, Solenoid - Thermo-Magnetic Choke - Begin Spec F				1			1			1		
321-128	Fuse, 20-Amp - Charging Alternator - Prior to Spec T	1			1			1			1		
321-162	Fuse, 30-Amp - Charging Alternator - Begin Spec T												

ENGINE SECTION

PART NUMBER	DESCRIPTION	SPEC.		SPEC.		SPEC.		SPEC.		SPEC.	
		A - M		P - T		S		S		S	
		S	MS	S	MS	S	MS	S	MS	S	MS
140C584	Gasket, Air Cleaner to Adapter	1									
140A585	Gasket, Air Cleaner Adapter to Carburetor - Prior to Spec R	1	1					1	1		
140A921	Gasket, Air Cleaner Adapter to Carburetor - Begin Spec R			1	1			1	1		
160A721	Gasket, Breaker Plate Mounting		1					1	1		
154A733	Gasket, Carburetor Mounting	1	1					1	1		
110B1223	Gasket, Cylinder Head	1	1					1	1		
154A463	Gasket, Exhaust Manifold to Head	2	2					2	2		
149P517	Gasket, Fuel Pump Bowl	1	1					1	1		
149A792	Gasket, Fuel Pump Hole Cover	1	1					1	1		
149A792	Gasket, Fuel Pump Mounting	1	1					1	1		
103C219	Gasket, Gear Cover - For Cast Iron Cover, Prior to Spec D	1	1								
103B251	Gasket, Gear Cover - For Die Cast Cover, Begin Spec D	1	1					1	1		
103B231	Gasket, Gear Cover - For Optional 103C252 Gear Cover Assy.	1	1					1	1		
103C218	Gasket, Gear Cover Backplate	1	1					1	1		
101K386	Gasket Kit, Bearing Plate (Includes Steel Shims)	1	1					1	1		
143K201	Gasket Kit, Carburetor - Prior to Spec R	1	1					1	1		
141K748	Gasket Kit, Carburetor - Begin Spec R										
168K83	Gasket Kit, Engine	1	1					1	1		
120K580	Gasket Kit, Oil Pump	1	1					1	1		
102B451	Gasket, Oil Base	1	1					1	1		
123A191	Gasket, Oil Fill Cap	1	1					1	1		
123A667	Gasket, Oil Fill Tube Mounting	1	1					1	1		
122A188	Gasket, Oil Filter Adapter	1	1					1	1		
115B130	Gasket, Rocker Cover	1	1					1	1		
193P6	Gauge, Oil Pressure	1	1					1	1		
105B218	Gear, Camshaft - Includes Flyball Spacer & Plate	1	1					1	1		
104B418	Gear, Crankshaft	1	1					1	1		
160B674	Gear, Magneto Drive	1	1					1	1		
104B423	Gear, Ring	1	1					1	1		
134D1091	Grille, Blower Housing	1	1					1	1		
508P71	Grommet, Rubber - For 7/8" Hole	1	1					1	1		
508A5	Grommet, Rubber, Bottom Housing Panel - For 9/16" Hole	1	1					1	1		
508P94	Grommet, Rubber, Blower Housing - For 11/16" Hole	1	1					1	1		
115B196	Guide, Push Rod	1	1					1	1		
110A1501	Guide, Valve - Intake & Exhaust, Gasoline Engines - Standard	4	4					4	4		
110A1501-01	Guide, Valve - Intake & Exhaust, Gasoline Engines - .001" Oversize										
110A1501	Guide, Valve - Intake, Gas & Gas-Gasoline Engines - Standard	2	2					2	2		
110A1501-01	Guide, Valve - Intake, Gas & Gas-Gasoline Engines - .001" Oversize										

-G-

9

$$\frac{1}{t}$$

ENGINE SECTION

PART NUMBER	DESCRIPTION	SPEC. A - M		SPEC. P - T		SPEC.	SPEC.	SPEC.
		S	MS	S	MS			
110A1287	Insert, Intake Valve Seat - Stellite - Gas & Gas-Gasoline Engines - Standard	2	2	2	2			
110A1287-02	Insert, Intake Valve Seat - Stellite - Gas & Gas-Gasoline Engines - .002" Oversize							
110A1287-05	Insert, Intake Valve Seat - Stellite - Gas & Gas-Gasoline Engines - .005" Oversize							
110A1287-10	Insert, Intake Valve Seat - Stellite - Gas & Gas-Gasoline Engines - .010" Oversize							
110A1287-25	Insert, Intake Valve Seat - Stellite - Gas & Gas-Gasoline Engines - .025" Oversize							
503A558	Insulator, Breather Hose - Begin Spec S			1	1			
123A998	Insulator (Half) Breather - Begin Spec S			2	2			
508A127	Insulator, Sleeve, High Air Temperature Switch Mounting (Optional Equipment)	1	1	1	1			
153A399	Insulator, Thermo-Magnetic Choke - Begin Spec F		1		1			
-J-								
150A974	Joint, Ball - Governor Link (Early Engines used 1 Only) - Prior to Spec R	2	2	2	2			
150A1081	Joint, Ball - Governor Link - Begin Spec R	2	2	2	2			
150A925	Joint, Ball - 2 Speed Governor (Optional Equipment)	1	1	1	1			
-K-								
515-1	Key - Camshaft Gear Mounting	2	2	2	2			
516-6	Key, Clutch	1	1	1	1			
516-36	Key, Cotter (1/16 x 3/8") Solenoid Rod - 2 Speed Governor (Optional Equipment)	1	1	1	1			
515-153	Key, Flywheel to Crankshaft	1	1	1	1			
515-1	Key, Gear Mounting - Crankshaft	1	1	1	1			

ENGINE SECTION

11

PART NUMBER	DESCRIPTION	SPEC.		SPEC.		SPEC.		SPEC.		SPEC.
		A - M		P - T		S		MS		
		S	MS	S	MS	S	MS	S	MS	
-L-										
336A179	Lead, Coil to Breaker Box (Battery Ignition)	1				1				1
336A1551	Lead, Choke to Ignition Coil - Thermo-Magnetic Choke - Begin Spec F									1
336A1550	Lead, Ground - Thermo-Magnetic Choke - Begin Spec F									1
150A904	Lever, Solenoid Control - 2 Speed Governor (Optional Equipment) .	1				1				1
150A908	Lever, Speed Control - Variable (2 Spring) Governor (Optional Equipment)	1				1				1
153B390	Lever, Thermostat - Thermo-Magnetic Choke - Begin Spec F									1
149A739	Line, Fuel Pump to Carburetor - Prior to Spec R	1				1				1
149A1095	Line, Fuel Pump to Carburetor - Begin Spec R									1
120A562	Line, Oil Filter Adapter to Cylinder Head - Gasoline Engines	1				1				1
120A672	Line, Oil Filter Adapter to Cylinder Head - Gasoline Engines									1
120A562	Line, Oil Filter Adapter to Cylinder Head - Gas & Gas-Gasoline Engines - Prior to Serial No. 698178	1				1				1
120A623	Line, Oil Filter Adapter to Cylinder Head - Gas & Gas-Gasoline Engines - Begin Serial No. 698178	1				1				1
120B628	Line, Oil - Rocker Cover - Gasoline Engines Only	1				1				1
150A965	Linkage Assembly, Governor - Prior to Spec R	1				1				1
150A1076	Linkage Assembly, Governor - Begin Spec R									1
115A184	Lock, Rocker Arm Stud	2				2				2
110A858	Lock, Valve Spring Retainer	8				8				8
115B150	Locknut, Hex - Rocker Arm	4				4				4
-M-										
162A255	Magneto Assembly - Includes Drive Gear	1				1				1
154C633	Manifold, Exhaust	1				1				1
191C427	*Motor, Starter - 12 V.	1				1				1
* - See Accessory Section for Component Parts.										

* - See Accessory Section for Component Parts.

ENGINE SECTION

PART NUMBER	DESCRIPTION	SPEC. A - M		SPEC. P - T		SPEC.	SPEC.	SPEC.
		S	MS	S	MS			
-N-								
505-101	Nipple, Pipe - Gas Regulator Outlet - 3/8 x 1" (Optional Equip.)...	1	1	1	1			
160A558	Nipple, Rubber - Coil (Battery Ignition)	2	2	2	2			
153A14	Nut, Cable to Lever - Variable Speed (2 Spring) Governor - Manual Control with Cable (Optional Equipment)	1	1	1	1			
110A445	Nut, Exhaust Manifold	4	4	4	4			
110A1304	Nut, Extension (Only on Models with Lifting Eye)	1	1	1	1			
104A91	Nut, Governor Adjusting - Prior to Spec R	1	1	1	1			
862-3	Nut, Governor Adjusting - Begin Spec R	1	1	1	1			
865-11	Nut, Hex - Breaker Plate Cover Mounting	1	1	1	1			
860-13	Nut, Hex - Coil Mounting	1	1	1	1			
870-131	Nut, Keps - Ball Joint to Governor Arm	2	2	2	2			
865-20	Nut, Wing (Plastic Insert) - Air Cleaner Cover	2	2	2	2			
-O-								
522K198	Overhaul Kit - Prior to Spec R	1	1	1	1			
522K230	Overhaul Kit - Begin Spec R			1	1			
-P-								
525K137	Paint, Touch Up - 16 Oz. Pressurized Can (Green Enamel)							
870-133	Palnut, Lock - Governor Adjustment	1	1	1	1			
870P188	Palnut, Lock - Governor Link	2	2	2	2			
870-134	Palnut, Lock - Thermo-Magnetic Choke - Begin Spec F		1	1	1			
140C595	Pan, Air Cleaner	1	1	1	1			
134D1039	Panel, Air Housing Door	1	1	1	1			
134D1419	Panel, Cylinder Air Housing - Bottom	1	1	1	1			
150A75	Pin, Camshaft Center	1	1	1	1			
516A72	Pin, Crankshaft Thrust Washer	4	4	4	4			
516-141	Pin, Dowel - Gear Cover Locating	2	2	2	2			

ENGINE SECTION

13

PART NUMBER	DESCRIPTION	SPEC.		SPEC.		SPEC.		SPEC.		SPEC.
		A - M		S		P - T		MS		
		S	MS	S	MS	S	MS	S	MS	
112A86	Pin, Piston - Standard	2	2	2	2					2
112A86-02	Pin, Piston - .002" Oversize									1
516-111	Pin, Roll - Governor Cup Stop	1	1	1	1					1
112A92	Piston & Pin, Includes Retaining Rings - Gasoline & Gas-Gasoline Engines - Standard	2	2	2	2					2
112A92-10	Piston & Pin, Includes Retaining Rings - Gasoline & Gas-Gasoline Engines - .010" Oversize									
112A92-20	Piston & Pin, Includes Retaining Rings - Gasoline & Gas-Gasoline Engines - .020" Oversize									
112A92-30	Piston & Pin, Includes Retaining Rings - Gasoline & Gas-Gasoline Engines - .030" Oversize									
112A92	Piston & Pin, Includes Retaining Rings - Gas Only & LPG Engines - Prior to Spec S - Standard	2	2	2	2					2
112A92-10	Piston & Pin, Includes Retaining Rings - Gas Only & LPG Engines - Prior to Spec S - .010" Oversize									
112A92-20	Piston & Pin, Includes Retaining Rings - Gas Only & LPG Engines - Prior to Spec S - .020" Oversize									
112A92-30	Piston & Pin, Includes Retaining Rings - Gas Only & LPG Engines - Prior to Spec S - .030" Oversize									
112A106	Piston & Pin, Includes Retaining Rings - Gas Only & LPG Engines - Begin Spec S - Standard			2	2					2
112A106-10	Piston & Pin, Includes Retaining Rings - Gas Only & LPG Engines - Begin Spec S - .010" Oversize									
112A106-20	Piston & Pin, Includes Retaining Rings - Gas Only & LPG Engines - Begin Spec S - .020" Oversize									
112A106-30	Piston & Pin, Includes Retaining Rings - Gas Only & LPG Engines - Begin Spec S - .030" Oversize									
160B762	Plate Assembly, Ignition Breaker	1	1	1	1					1
160A891	Plate Only, Breaker	1	1	1	1					1
101D337	Plate, Bearing (Less Bearing & Lock Pins)	1	1	1	1					1
149A638	Plate, Fuel Pump Hole - Gas Fuel Engines Only (Optional Equip.) .	1	1	1	1					1
153C385	Plate, Thermo-Magnetic Choke Mounting - Begin Spec C	1	1	1	1					1
517-53	Plug, Camshaft Opening	1	1	1	1					1
517-12	Plug, Dot Button - For 5/8" Hole	1	1	1	1					1
505-57	Plug, Gas Regulator - 1/8" (Optional Equipment)	1	1	1	1					1
505-57	Plug, Pipe (1/8") Oil Filter Adapter	1	1	1	1					1
505-274	Plug, Pipe - Oil By-Pass Valve (1/8" Countersunk)	1	1	1	1					1
505-56	Plug, Pipe - Oil Drain (1/2)	1	1	1	1					1
167-4	Plug, Spark	2	2	2	2					2
160A716	Plunger, Ignition Breaker	1	1	1	1					1
150A905	Plunger, Solenoid - 2 Speed Governor (Optional Equipment)	1	1	1	1					1
160A774	Plunger, Thrust - Ignition	1	1	1	1					1
160A2	Point Set, Breaker	1	1	1	1					1

ENGINE SECTION

PART NUMBER	DESCRIPTION	SPEC.		SPEC.		SPEC.		SPEC.		SPEC.
		A - M	P - T	S	MS	S	MS	S	MS	
120B547	Pump Assembly, Oil	1	1							
149A805	Pump, Fuel - Manual Start Engines	1	1							
149A803	Pump, Fuel - Electric Start Engines									
150A914	Ratchet, Speed Control, Variable Speed (2 Spring) Governor -									
305B267	Manual Control at Engine (Optional Equipment)	1	1							
148C311	Rectifier Assembly, Includes Mounting Brackets - Charging									
305B261	Alternator	1	1							
305C478	Regulator, Gas-Garretson Mfr. (Optional Equipment)	1	1							
143K200	Regulator, Voltage-Charging Alternator - Prior to Spec T	1	1							
143K298	Regulator, Voltage-Charging Alternator - Begin Spec T	1	1							
141P747	Repair Kit, Carburetor - Prior to Spec E	1	1							
149P1048	Repair Kit, Carburetor - For Gasoline & Optional Gas-Gasoline -									
134A1092	Spec E thru P	1	1							
110B1220	Repair Kit, Carburetor - Begin Spec R	1	1							
518-188	Repair Kit, Fuel Pump (Includes Diaphragm Assy., Valves & Gaskets)	1	1							
518-129	Retainer, Grille	3	3							
112A85	Retainer, Valve Spring	4	4							
518-219	Ring, Lock - Crankshaft Gear Washer	1	1							
113A89	Ring, Retaining - Governor Yoke	1	1							
113A89-10	Ring, Retaining - Piston Pin	4	4							
113A89-20	Ring, Retaining - Thermo-Magnetic Choke - Begin Spec F	2	2							
113A89-30	Ring Set, Piston - Gasoline & Gas-Gasoline Engines - Standard									
113A89	Ring Set, Piston - Gasoline & Gas-Gasoline Engines - .010" Oversize									
113A89-10	Ring Set, Piston - Gasoline & Gas-Gasoline Engines - .020" Oversize									
113A89-20	Ring Set, Piston - Gasoline & Gas-Gasoline Engines - .030" Oversize									
113A89-30	Ring Set, Piston - Gas Only & LPG Engines - Prior to Spec S -									
113A89-10	Standard	2	2							
113A89-20	Ring Set, Piston - Gas Only & LPG Engines - Prior to Spec S -									
113A89-30	.010" Oversize									
113A107	Ring Set, Piston - Gas Only & LPG Engines - Prior to Spec S -									
113A107-10	.020" Oversize									
	.030" Oversize									
	Ring Set, Piston - Gas Only & LPG Engines - Begin Spec S -									
	Standard	2	2							
	Ring Set, Piston - Gas Only & LPG Engines - Begin Spec S - .010"									
	Oversize									

-R-

ENGINE SECTION

15

PART NUMBER	DESCRIPTION	SPEC.			SPEC.			SPEC.			SPEC.			SPEC.
		A - M			P - T			S			MS			
		S	MS	S	S	MS	S	S	MS	S	MS	S		
113A107-20	Ring Set, Piston - Gas Only & LPG Engines - Begin Spec S - .020" Oversize													
113A107-30	Ring Set, Piston - Gas Only & LPG Engines - Begin Spec S - .030" Oversize													
113A111	Ring Set, Piston - Chrome Plated (Optional Equip.) - Standard	2		2	2									2
113A111-10	Ring Set, Piston - Chrome Plated (Optional Equip.) - .010" Oversize													
113A111-20	Ring Set, Piston - Chrome Plated (Optional Equip.) - .020" Oversize													
113A111-30	Ring Set, Piston - Chrome Plated (Optional Equip.) - .030" Oversize													
150A78	Ring, Snap - Camshaft Center Pin	1		1	1									1
114A163	Rod Assembly, Connecting (Forged) Less Bearing	2		2	2									2
141A727	Rod, Carburetor Adjusting	1		1	1									1
150A964	Rod, Governor Control - Prior to Spec R	1		1	1									1
150A1075	Rod, Governor Control - Begin Spec R													1
150A923	Rod, Solenoid to Lever - 2 Speed Governor (Optional Equipment)	1		1	1									1
115A145	Rod, Valve Push (Aluminum)	4		4	4									4
191C400	Rotor, Charging Alternator	1		1	1									1
-S-														
123A958	Screen, Breather - Begin Spec S													1
149P463	Screen, Fuel Pump	1		1	1									1
810-74	Screw, Cable to Lever - Variable Speed (2 Spring) Governor - Manual Control with Cable (Optional Equipment)	1		1	1									1
809-35	Screw, Breather Clamp - Begin Spec S	1		1	1									1
166A286	Screw, Coil Clamp (Battery Ignition) Prior to Spec T	2		2	2									2
800-50	Screw, Crankdog Mounting	5		5	5									5
110A1225	Screw, Cylinder Head (3/8-16 x 4-3/4")	4		4	4									4
110A815	Screw, Cylinder Head (3/8-16 x 2")	2		2	2									2
110A1282	Screw, Cylinder Head (3/8-16 x 4")	4		4	4									4
110A445	Screw, Exhaust Manifold Mounting	4		4	4									4
134A1373	Screw, Fastener - Door Panel	1		1	1									1
800-500	Screw, Flywheel Mounting (7/16-14 x 5-1/2")	1		1	1									1
800-52	Screw, Hex - Breaker Plate Mounting	2		2	2									2
800-74	Screw, Hex - Clutch Assy. to Housing (7/16-14 x 1-3/4")	8		8	8									8
800-53	Screw, Hex - Clutch Flange (3/8-16 x 1-3/4")	1		1	1									1
800-3	Screw, Hex - Coil Mounting	1		1	1									1

-S-

ENGINE SECTION

PART NUMBER	DESCRIPTION	SPEC.		SPEC.		SPEC.		SPEC.		SPEC.	
		A - M		P - T		S		MS		MS	
		S	MS	S	MS	S	MS	S	MS	S	MS
815-176	Screw, Hex - Governor Shaft (8-32 x 1/2") Begin Spec D	1	1	1	1						
800-51	Screw, Hex - Starter Motor to Flange	2	2	2	2						
800-54	Screw, Hex - Starter Motor Flange Mounting	3	3	3	3						
809-42	Screw, Oil Line Mounting - Rocker Cover	1	1	1	1						
150A915	Screw, Speed Control Lever & Spring Mounting - Variable Speed (2 Spring) & 2 Speed Governor (Optional Equipment)	1	1	1	1						
150A918	Screw, Spring to Lever - Variable Speed (2 Spring) & 2 Speed Governor (Optional Equipment)	1	1	1	1						
812-133	Screw, Rotor Mounting - Charging Alternator - Begin Spec T										
813-107	Screw, Stator Mounting - Charging Alternator - Begin Spec T										
517P72	Screw, U-Drive - Breaker Plunger Hole	1	1	1	1						
509-86	Seal, Oil - Crankshaft - Rear	1	1	1	1						
509-87	Seal, Oil - Gear Cover	1	1	1	1						
509P88	Seal, Oil - Governor Shaft	1	1	1	1						
509A90	Seal, Oil - Intake Valve, Includes Retaining Rings	2	2	2	2						
509-65	Seal, "O" Ring - Breaker Plunger Hole Screw	1	1	1	1						
509-117	Seal, "O" Ring - Breather - Begin Spec S										
509-84	Seal, "O" Ring - Push Rod Shield	8	8	8	8						
150B838	Shaft, Governor, Begin Spec D	1	1	1	1						
150B901	Shaft, Governor (For 103C278 Cover Only) (Optional Equipment)	1	1	1	1						
115A137	Shield, Push Rod	4	4	4	4						
323C488	Socket, Connector - Flywheel Alternator - Begin Spec T										
307B628	Solenoid, Governor Control - 2 Speed Governor (Optional Equip.) ..	1	1	1	1						
307C367	Solenoid, Start										
160A720	Spacer, Ignition Timing Control	1	1	1	1						
191A311	Spacer, Starter Motor Flange										
150A821	Spring, Governor - Prior to Spec R	1	1	1	1						
150A1084	Spring, Governor - Begin Spec R										
151-206	Spring, Governor - Variable Speed (1 Spring) Governor (Optional Equipment)	1	1	1	1						
150A919	Spring, Governor Control - 2 Speed - Speed Range 1200 to 2400 RPM (1-1/4" Coil) (Optional Equipment)	1	1	1	1						
150A920	Spring, Governor Control - 2 Speed - Speed Range 1200 to 1800 RPM or 1800 to 2500 RPM (2-3/32" Coil) (Optional Equipment)	1	1	1	1						
160B711	Spring, Ignition Timing Weight	2	2	2	2						
160A773	Spring, Ignition Thrust Plunger	1	1	1	1						
120A555	Spring, Oil Pump By-Pass Valve	1	1	1	1						
115A146	Spring, Push Rod Shield Retainer	4	4	4	4						
150A907	Spring, Tension, Speed Control Lever - Variable Speed (2 Spring) & 2 Speed Governor (Optional Equipment)	1	1	1	1						
153B387	Spring, Thermo-Magnetic Choke - Spec F thru R										
153B425	Spring, Thermo-Magnetic Choke - Begin Spec F	1	1	1	1						
110A1221	Spring, Valve	4	4	4	4						

ENGINE SECTION

17

PART NUMBER	DESCRIPTION	SPEC. A - M		SPEC. P - T		SPEC.	SPEC.	SPEC.
		S	MS	S	MS			
191B509	Stator, Charging Alternator - Prior to Spec T	1	1	1	1			
191C724	Stator, Charging Alternator - Begin Spec T			1	1			
191C740	Stator Assembly, Charging Alternator - Begin Spec T (Includes - Fuse, Fuse Holder, Connector Sockets, Connector, Terminals, Faston Connector & Stator)			1	1			
332A872	Strip, Marker - Terminal Block	1	1	1	1			
520A621	Stud, Air Cleaner Mounting	2	2	2	2			
520A114	Stud, Carburetor Mounting	2	2	2	2			
520A626	Stud, Cylinder Head (Only with Eyebolt & Extension Nut)	1	1	1	1			
520A608	Stud, Exhaust Manifold	4	4	4	4			
150A822	Stud, Governor Adjusting - Prior to Spec R	1	1	1	1			
150A1082	Stud, Governor Adjusting - Begin Spec R	1	1	1	1			
520A347	Stud, Ignition Breaker Plate Cover Mounting	1	1	1	1			
115A189	Stud Set, Rocker Arm (2 Studs & Lock)	2	2	2	2			
150A945	Stud, Speed Adjustment - Variable Speed (1 Spring) Governor (Optional Equipment)	1	1	1	1			
134B1085	Support, Blower Housing & Grille	1	1	1	1			
309P196	Switch, High Air Temperature - Mounts with Bracket on Manifold Stud (Optional Equipment)	1	1	1	1			
309B64	Switch, Low Oil Pressure (Optional Equipment)	1	1	1	1			
152A155	Swivel, Variable Speed (1 Spring) Governor (Optional Equipment) .	1	1	1	1			
-T-								
115A132	Tappet, Valve	4	4					
115A185	Tappet, Valve			4	4			
332P529	Terminal, Crimp-Charging Alternator - Begin Spec T			1	1			
332A876	Terminal, Ground - Thermo-Magnetic Choke - Begin Spec F	1	1	1	1			
123A645	Tube, Breather - Prior to Spec S			1	1			
123A952	Tube, Breather - Begin Spec S			1	1			
120A553	Tube, Crankcase Oil	1	1	1	1			
123A732	Tube, Nylon - Air Cleaner Adapter to Breather Hose	1	1	1	1			
123A649	Tube, Oil Fill	1	1	1	1			

[illegible]

ENGINE SECTION

19

PART NUMBER	DESCRIPTION	SPEC.		SPEC.		SPEC.		SPEC.		SPEC.	
		A - M		P - T		S		MS		MS	
		S	MS	S	MS	S	MS	S	MS	S	MS
115A155	Washer, Spring Retaining - Push Rod Shield	4	4	4	4						
152A41	Washer, Tension - Variable Speed (1 Spring) Governor (Optional Equipment)	1	1	1	1						
143A231	Wire, Choke Stop - Gas-Gasoline Electric Choke Engines (Optional Equipment)		1								
150A777	Yoke, Governor	1	1	1	1						

-Y-

ACCESSORY SECTION

CONTAINS THE FOLLOWING—

COMPONENT PARTS FOR THESE ASSEMBLIES:

I. CARBURETORS

II. FUEL SYSTEM PARTS

AIR CLEANER KIT (OIL BATH)

FUEL TANKS

III. STARTER MOTORS

IV. MAGNETO PARTS

V. MISCELLANEOUS ASSEMBLIES PARTS

AIR SHUTTER ASSEMBLIES



ACCESSORY SECTION

CARBURETOR PARTS

ASSEMBLY NUMBERS

PART NO.	DESCRIPTION	141D692	141D693	141D717	141D718	141D726	143C163	143C192	143B225	143B228	143B242	143C275	143C276	143B278	143B279	143B280	143B321	148B496
143-117	Ball, Choke Shaft							1	1		1		1					
148C490	Body, Carburetor																1	
143-210	Bowl, Fuel						1	1	1	1	1	1	1	1	1	1		
141P708	Bowl, Fuel	1	1	1	1													
143-105	Float and Level					1	1	1	1									
143-297	Float and Level										1	1	1	1				
141P702	Float Assembly	1	1	1														
143-77	● Gasket, Bowl to Body					1	1	1	1	1	1	1	1	1	1	1		
141P701	* ● Gasket, Bowl to Body	1	1	1	1													
143-209	● Gasket, Bowl Screw					1	1	1	1	1	1	1	1	1	1	1		
141A281	* ● Gasket, Carburetor Mounting	1	1	1	1	1	1	1	1	1	1	1	1	1	1	1	1	
143A15	● Gasket, Fuel Inlet Valve					1	1	1	1	1	1	1	1	1				
143K201	† ▲ Gasket Kit (Includes Parts Marked ●)					1	1	1	1	1	1	1	1	1	1	1		
141K748	Gasket Kit (Includes Parts Marked ●)	1	1	1	1													
141P712	Jet Assembly, Main (Adjustable)	1	1	1														
148A497	Jet, Compensator																1	
145A309	Needle, Gas Adjusting							1		1			1	1	1			
145A589	Needle, Gas Adjusting															1		
141P713	Needle, Idle Adjusting		2	2	1													
141P732	Needle, Idle Adjusting	1	1															
143-205	† Needle, Idle Jet & High Speed Adjusting					1	1	1	1									
143-295	▲ Needle, Idle Jet & High Speed Adjusting										1	1	1	1				
141-734	Needle, Main Gas Adjusting		1	1	1													
143-206	† Nozzle					1	1	1	1									

NOTE: For Explanation of Symbols, see last page of Carburetor Parts.

ACCESSORY SECTION

3

CARBURETOR PARTS

ASSEMBLY NUMBERS

PART NO.	DESCRIPTION	141D692	141D693	141D717	141D718	141D726	143C163	143C192	143B225	143B228	143B242	143C275	143C276	143B278	143B279	143B280	143B321	148B496
143-296	▲ Nozzle											1	1	1	1			
141-736	Nut, Bowl				1													
870-135	Palnut - 7/16-20																1	
143-212	▲ Pin, Float Lever																	
516-147	Pin, Roll - 5/32" Dia. x 15/16" Long																1	
141P741	Plate, Choke	1	1	1														
141P706	Plate, Throttle	1	1	1	1													
148A491	Plate, Throttle																1	
143-110	Plug, Expansion																	
505-8	Plug, Pipe - 1/8"				1													
141-737	Plug, Pipe - 1/8"				1													
143K200	Repair Kit (Includes Parts Marked †)					1	1	1	1									
143K298	Repair Kit (Includes Parts Marked ▲)													1	1	1		
141P747	Repair Kit (Includes Parts Marked *)	1	1	1														
141P203	Retainer, Felt Seal		1	1														
141P705	*Retainer, Seal	1	1	1	1													
141-738	Screw, #10-32				1													
143-208	Screw & Gasket, Bowl					1	1	1	1	1	1	1	1	1	1	1		
141P698	Screw & Washer, Choke & Throttle Plate	4	4	4	2													
148A499	Screw, Carburetor Adjusting																1	
812-14	▲† Screw, Choke & Throttle Valve-#3-48 x 3/16					4	4	4	4	2	4	4	4	4	2	2		
143-213	Screw, Idle Adjusting					1	1	2	2	1				1	1	1		
143-299	Screw, Idle Adjusting													1	1	1		
143-215	Screw, Throttle Lever Adjusting					1	1	1	1	1	1	1	1	1	1	1		

NOTE: For Explanation of Symbols, see last page of Carburetor Parts.

ACCESSORY SECTION

CARBURETOR PARTS

ASSEMBLY NUMBERS

PART NO.	DESCRIPTION	141D692	141D693	141D717	141D718	141D726	143C163	143C192	143B225	143B228	143B242	143C275	143C276	143B278	143B279	143B280	143B321	148B496
141P700	Screw, Throttle Stop	1	1	1	1													
141-738	Screw, #10-32			1														
815-91	Screw, #4-40 x 3/16" Long															2		
812-65	Screw, #6-32 x 5/8" Long															1		
141P697	• Seal, Felt	1	1															
141-661	* • Seal, Rubber	1	1	1	1													
148A494	Shaft & Arm, Throttle																	
143-221	Shaft, Choke - Includes Lever					1	1										1	
143-207	Shaft, Choke			1								1						
143A232	Shaft, Choke								1					1				
141B79	Shaft, Choke	1																
141P716	Shaft, Choke			1														
141P742	Shaft, Choke	1	1															
141P703	*Shaft, Float	1	1	1														
143-203	Shaft, Throttle - Includes Lever				1	1	1	1	1	1	1	1	1	1	1	1		
141P709	Shaft, Throttle - Includes Lever	1	1	1	1													
143-113	Spring, Choke Shaft						1	1										
141-799	Spring, Float	1	1	1														
148A10	Spring, Gas Adjusting						1	1	1	1			1	1	1			
148A590	Spring, Gas Adjusting																	
143-114	Spring, High Speed Adjusting Needle				1	1	1	1	1	1	1	1	1	1	1	1		
143-112	Spring, Idle Adjusting Screw																	
141P710	Spring, Idle Needle	1	1	2	2	1												
141P733	Spring, Main Gas Needle			1	1	1												

NOTE: For Explanation of Symbols, see last page of Carburetor Parts.

5

ASSEMBLY NUMBERS

Explanation of Reference Symbols

† - Included in Repair Kit
▲ - Included in Repair Kit

- * - Included in Repair Kit
- - Included in Gasket Kit

ASSEMBLY NUMBERS

[illegible]

ACCESSORY SECTION

7

STARTER MOTOR PARTS

		ASSEMBLY NUMBERS									
		191C150	191C324	191C416	191C427	191A443					
PART NUMBER	DESCRIPTION										
191C150	Motor, Starter - 12 V.	X									
191C324	Motor, Starter - 12 V.		X								
191C416	Motor, Starter - 115 V. - Auto Cycle			X							
191C427	Motor, Starter - 12 V.				X						
191A443	Motor, Starter - 24 & 32 V.					X					
.	.										
191C331	Adapter, Starter - Includes Bearing			1							
191-517	Armature	1									
191P712	Armature		1								
191-418	Armature			1							
191-517	Armature				1						
191P713	Armature					1					
+	Band, Cover - #MZ-24A	1									
+	Bearing Assembly, Intermediate - #MAW-2129	1									
+	Bearing Assembly, Intermediate - #P36-4				1						
191-420	Bearing, Ball - Rear			1							
+	Bearing, Drive End - #MG-77A	1									
191P497	Bearing, Drive End		1			1					
191P334	Bearing, Drive End			1							
+	Bearing, Drive End - #24-23P (5)				1						
+	Bearing Only, Intermediate - #P24-17P (5)				1						
+	Bolt, Thru (Pkg.) - #MEC-20S		1			1					
+	Bolt, Thru			2							
191-419	Brush			2							
191-513	Brush Set, Service	1									
191-434	Brush Set, Service		1								
191-513	Brush Set, Service				1						
191P714	Brush Set, Service					1					

+ - Check Starter Nameplate and order these parts from your nearest dealer.
Give Starter Model, Description and Part Number (after description).

ACCESSORY SECTION

STARTER MOTOR PARTS

		ASSEMBLY NUMBERS									
		191C150	191C324	191C416	191C427	191A443					
PART NUMBER	DESCRIPTION										
191P329	Bushing, Adapter			1							
191P432	Clutch, Starter		1		1						
+	Coil Assy., Field (Pkg.) #MBG-3005S	1									
+	Coil Assy., Field (Pkg.) - #MDY-2005BS		1								
+	Coil Assy., Field (Pkg.) - #P20-14				1						
+	Coil Assy., Field (Pkg.) - #P20-261					1					
+	Connector Package - #P90-535		1								
+	Core Assembly, Moving - #SAD-1021		1			1					
+	Cover, Brush			2							
+	Cover, Yoke - #MEO-28		1								
191P271	Drive Assembly, Bendix	1			1						
+	Frame & Field Assembly - #39517-1				1						
+	Frame & Field Assembly - #P58-15				1						
+	Frame & Field Assembly - #P58-122					1					
191B336	Gear, Pinion			1							
+	Head Assembly, Brush End - #MZ-2002Q	1									
+	Head Assembly, Brush End - #MDT-1052		1			1					
+	Head Assembly, Brush End			1							
+	Head Assembly, Brush End - #P19-27				1						
191-421	Holder Assembly, Brush			1							
+	Housing, Pinion - #P21-156	1			1						
+	Housing, Pinion - #PS-1391		1			1					
516A150	Pin, Dowel - Pinion Gear			1							
+	Plate Assembly, Brush - #MEJ-1064		1								
+	Plate Assembly, Brush - #P36-494					1					
+	Plug, Spring - #P37-11					1					
+	Ring, Snap - #P36-27					1					
509-92	Seal, Oil			1							
509-93	Seal, "O" Ring			1							
+	Spring, Brush - #MZ-19S (Set of 4)	1									

+ - Check Starter Nameplate and order these parts from your nearest dealer.
Give Starter Model, Description and Part Number (after description).

ACCESSORY SECTION

9

STARTER MOTOR PARTS

ASSEMBLY NUMBERS

PART NUMBER	DESCRIPTION	ASSEMBLY NUMBERS									
		191C150	191C324	191C416	191C427	191A443					
+	Spring, Brush - #P50-263 (Set of 4)		1		1						
+	Spring, Brush - #P50-65P (8)			4							
+	Spring, Plunger - #SAD-27		1		1						
+	Stop & Lock Ring (Pkg.), Pinion - #P90-83		1								
+	Stud, Terminal (Pkg.) P90-333	1		1							
191-433	Switch, Solenoid		1								
191P715	Switch, Solenoid				1						
+	Washer, Armature Thrust (Pkg. - use as required)										
	- #P90-263	1									
+	Washer Package, Thrust - #P90-503		1								
z +	Washer, Spring			1							
+	Washer, Thrust			*							
+	Washer, Thrust - Commutator End (1/32") -										
	#P36-35					*					
+	Washer, Thrust - Commutator End (1/32") -										
	#P36-35P (25)			*							
+	Washer, Thrust - Commutator End (3/64") -										
	#36-36				*						
+	Washer, Thrust - Commutator End (3/64") -										
	P36-36P (25)			*							
+	Washer, Thrust - Commutator End (1/16") -										
	#P36-37				*						
+	Washer, Thrust - Commutator End (1/16") -										
	#P36-37P (25)			*							
+	Washer, Thrust - Commutator End (.080") -			*							
	#P36-317P (25)			*							
+	Washer, Thrust - Drive End (.065") -										
	#P36-30				1						
+	Yoke Package - #P90-54		1		1						

* - Quantity used as required.

+ - Check Starter Nameplate and order these parts from your nearest dealer.
Give Starter Model, Description and Part Number (after description)

ACCESSORY SECTION

MAGNETO PARTS

ASSEMBLY NUMBERS

PART NUMBER	DESCRIPTION	ASSEMBLY NUMBERS									
		161A251	162A255	162A257							
161A251	Magneto - Fairbanks Morse	X									
162A255	Magneto - Wico		X								
162A257	Magneto - Wico - Radio Shield			X							
.	.										
+	Arm, Breaker - Sold only as part of 162-270			1							
+	Arm, Breaker - Sold only as part of 162-204		1								
162-52	Arm, Trip - Wico #A-179X		1	1							
+	Bearing & Cage Assembly - Wico #X7672			1							
162-243	Bearing & Cage Assembly - Wico #X5521		1								
+	Bearing, Cam End - FM #A5950A	1									
+	Bearing, Drive End - FM #C5949	1									
162-266	Bearing, Rotor - Wico #7617			1							
+	Bearing, Rotor - Wico #5517		1								
+	Bracket, Terminal - Wico #X7724			1							
+	Bushing, Breaker Plate - Wico #5610		1	1							
+	Bushing, Gear - FM #F2572	1									
+	Bushing, Insulating - FM #K2457A	1									
+	Button, Stop - Wico #X5632		1								
+	Cage, Bearing - Wico #5567		1	1							
+	Cape, End - FM #BY2430	1									
+	Clamp, Coil Core - Wico #5633		2	2							
+	Clamp, Condenser - Wico #6924		1								
+	Coil - FM #Q2477C	1									
162-269	Coil - Includes Core - Wico #X7895C			1							
+	Coil - Includes Core - Wico #X12810		1								
162-267	Condenser - Wico #X7720			1							
162-227	Condenser - Wico #X6916		1								
+	Condenser - FM #SXY2433	1									

+ - Check Magneto Nameplate and order these parts from your Nearest Dealer.
Give Magneto Model, Description and Part Number (after description).

ACCESSORY SECTION

11

MAGNETO PARTS

ASSEMBLY NUMBERS

PART NUMBER	DESCRIPTION	ASSEMBLY NUMBERS									
		161A251	162A255	162A257							
162A264	Connection Unit, Ground - Wico #X14087		1								
+	Connection Unit, Ground - Wico #X5654	1									
+	Connector, Ground - Wico #5635	1									
+	Coupling - Complete - FM #HS2563C	1									
+	Cover Only - Sold only as part of X7910		1								
+	Cover Only - Sold only as part of X7123	1									
+	Cover Unit - Wico #7910		1								
+	Cover Unit - Wico #7123	1									
+	Cover, Vent - FM #B6030A	1									
+	Cup, Drive - Wico #2061A	1	1								
162-259	Cup, Spring Retaining - Wico #7878		1								
+	Felt, Breaker Arm - Wico #7644	1	1								
162-263	Ferrule, Shielding - Wico #7883		1								
+	Fixed Contact Group - Sold only as part of										
	162-270 Point Set		1								
+	Fixed Contact Group - Sold only as part of										
	162-204 Point Set	1									
+	Flange, Driven - Wico #X2286	1	1								
162-268	Gasket, Cover - Wico #7871		1								
+	Gasket, Cover - Wico #5618	1									
+	Gasket, End Cap - FM #H2498	1									
+	Gasket, Impulse Stop - Wico #5519		1	1							
160B674	Gear, Drive	1	1	1							
+	Housing - FM #FX2425	1									
+	Housing Assembly - Wico #X14091		1								
+	Housing Assembly - Wico #X7263	1									
+	Hub Assembly - FM #FW2563	1									
162-245	Impulse Stop Group - Wico #X5549		1	1							
+	Impulse Coupling Unit - Wico #X14088		1								
+	Impulse Coupling Unit - Wico #X6454	1									

+ - Check Magneto Nameplate and order these parts from your Nearest Dealer.
Give Magneto Model, Description and Part Number (after description).

ACCESSORY SECTION

MAGNETO PARTS

ASSEMBLY NUMBERS

PART NUMBER	DESCRIPTION	161A251	162A255	162A257															
+	Insulator, Ground Stud - Wico #11874		1																
+	Key - FM #3K1	1																	
+	Lead, Breaker to Condenser - Wico #X7872			1															
+	Lever, Insulated - FM #M2514	1																	
+	Lock, Breaker Arm - Wico #4210		1	1															
+	Lock, Ground Stud Insulating - Wico #9820		1																
850-25	Lockwasher, Ground Stud - Wico #M-55XA		2																
+	Lockwasher, Screw - FM #8LW5	1																	
+	Nameplate - Wico #5543		2	1															
+	Nameplate - FM #M195	1																	
+	Nut, Coupling - FM #M2570	1																	
162-261	Nut, Ground Connector - Wico #14089			1															
+	Nut, Ground Stud - Wico #3230		2																
+	Nut, Impulse Lock - Wico #8739			1															
+	Nut, Impulse Lock - Wico #6412		1																
+	Nut, Screw - FM #8N1	3																	
+	Pawl, Coupling - FM #Q2566	1																	
+	Pin, Pawl Stop - FM #S2568	2																	
+	Pivot, Breaker Arm - Wico #5603		1	1															
+	Plate, Impulse Stop - Wico #5534		1	1															
162-270	Point Set, Breaker - Wico #X8551			1															
162-204	Point Set, Breaker - Wico #X5996		1																
+	Point Set - FM #A2437A	1																	
162-49	Retainer, Drive Spring - Wico #2288		1	1															
+	Ring, Bearing Snap - FM #B1498B	1																	
+	Ring, Fulcrum Pin Snap - FM #C1498G	1																	
162-253	Ring, Impulse Lock - Wico #6424		1	1															
+	Ring, Rotor Bearing Retainer - Wico #5516		1	1															
+	Ring, Shaft Snap - FM #B1498D	1																	
162-51	Ring, Snap - Wico #A-243X		1	1															

+ - Check Magneto Nameplate and order these parts from your Nearest Dealer.
Give Magneto Model, Description and Part Number (after description).

ACCESSORY SECTION

13

MAGNETO PARTS

ASSEMBLY NUMBERS

PART NUMBER	DESCRIPTION	ASSEMBLY NUMBERS									
		161A251	162A255	162A257							
+	Rod, Ground (Not Illustrated) - Wico #X7867			1							
162-265	Rotor - Wico #Y7569		1	1							
+	Rotor - FM #JP2480	1									
+	Seal, Oil - Wico #6199		1	1							
+	Screen, Vent - FM #C6032B	2									
+	Screw, Breaker Spring Clamp - Wico #16093		1	1							
+	Screw Assy., Coil Core Clamp - Wico #5411		2	2							
+	Screw Assy., Condenser Clamp - Wico #10420			2							
+	Screw Assy., Condenser Clamp - Wico #5411		2								
+	Screw Assy., Cover - Wico #9138			4							
+	Screw Assy., Cover - Wico #5622		4								
+	Screw Assy., Fixed Contact Clamp - Wico #5900		2	2							
+	Screw Assy., Impulse Stop Clamp - Wico #6465		4	4							
+	Screw Assy., Terminal Bracket - Wico #5411			2							
+	Screw, Condenser - #8-32 x 5/16 - FM #8S5NA	1									
+	Screw, Cover - #6-32 x 1/4 - FM #6S4U	2									
+	Screw, End Cap - FM #10S12D	4									
+	Screw, Nameplate - Wico #5250		4	2							
+	Screw, Support - #6-32 x 3/8 - FM #6S6U	1									
+	Screw, Support - #8-32 x 3/8 - FM #8S6U	1									
+	Screw, Switch - #8-32 x 7/8 - FM #8S14N	1									
+	Screw, Terminal - Wico #7925			1							
+	Screw, Terminal - #6-32 x 3/8 - FM #6S6Z	1									
+	Screw, Terminal Block - Wico #IXA-76			3							
+	Seal, Shaft - FM #G3861	1									
+	Setscrew, Coil - 5/16-24 x 7/8 - FM #31SS14A	2									
+	Shell, Coupling - FM #TZ5957	1									
+	Shield, Ball Bearing - Wico #5926		1	1							
+	Shim, Bearing - FM #C2723	2									
+	Slinger, Oil - Wico #6204		1	1							

- + - Check Magneto Nameplate and order these parts from your Nearest Dealer.
Give Magneto Model, Description and Part Number (after description).

ACCESSORY SECTION

MAGNETO PARTS		ASSEMBLY NUMBERS									
		161A251	162A255	162A257							
PART NUMBER	DESCRIPTION										
+	Spacer, Bearing Cage - Wico #5520	1	1								
+	Spacer, Drive Cup - Wico #7908		1								
162-50	Spacer, Driven Flange - Wico #2122	1	1								
+	Spacer, Impulse - Wico #5518	1	1								
162-260	Spacer, Retaining Cup - Wico #7869		1								
+	Spring, Coil Contact - Wico #6732		2								
+	Spring, Coil Contact - Wico #6882	2									
+	Spring, Coil Lead - FM #B3967	2									
+	Spring, Coupling - FM #E2565	1									
162-46	Spring, Drive - Wico #15-186	1	1								
162-258	Spring, Ground Lead Contact - Wico #7877		1								
+	Spring, Pawl - FM #T5963	1									
+	Spring, Pawl Lock - FM #A1498J	1									
+	Stud, Ground - Wico #3945	1									
+	Support, Bearing - FM #V4631	1									
+	Switch, Complete - FM #L2514C	1									
+	Terminal, High Tension - Wico #X7892		1								
+	Washer, Breaker Point Aligning - Wico #3219	1	1								
+	Washer, Breaker Point Aligning - Wico #5717	1	1								
+	Washer, Breaker Point Aligning - Wico #10407	1	1								
162-47	Washer, Drive Cup Spacing - Wico #IVA-583	1									
162-48	Washer, Driven Flange Spacing - Wico #M-42XA	1	1								
162-262	Washer, Ground Lead Sealing - Wico #7868		1								
160-20	Washer, Ground Stud - Wico #IXA-256	1									
+	Washer, Insulating - FM #C6018	1									
162-36	Washer, Lock-Terminal Block Screw - Wico #2635		3								
+	Washer, Seal (Inner) - FM #A2492C	1									
+	Washer, Seal (Outer) - FM #A2492A	1									
+	Washer, Support Screw - #6-FM #D2458	1									
+	Washer, Support Screw - #8-FM #B5969	1									

+ - Check Magneto Nameplate and order these parts from your Nearest Dealer.
Give Magneto Model, Description and Part Number (after description).

+ - Check Magneto Nameplate and order these parts from your Nearest Dealer. Give Magneto Model, Description and Part Number (after description).

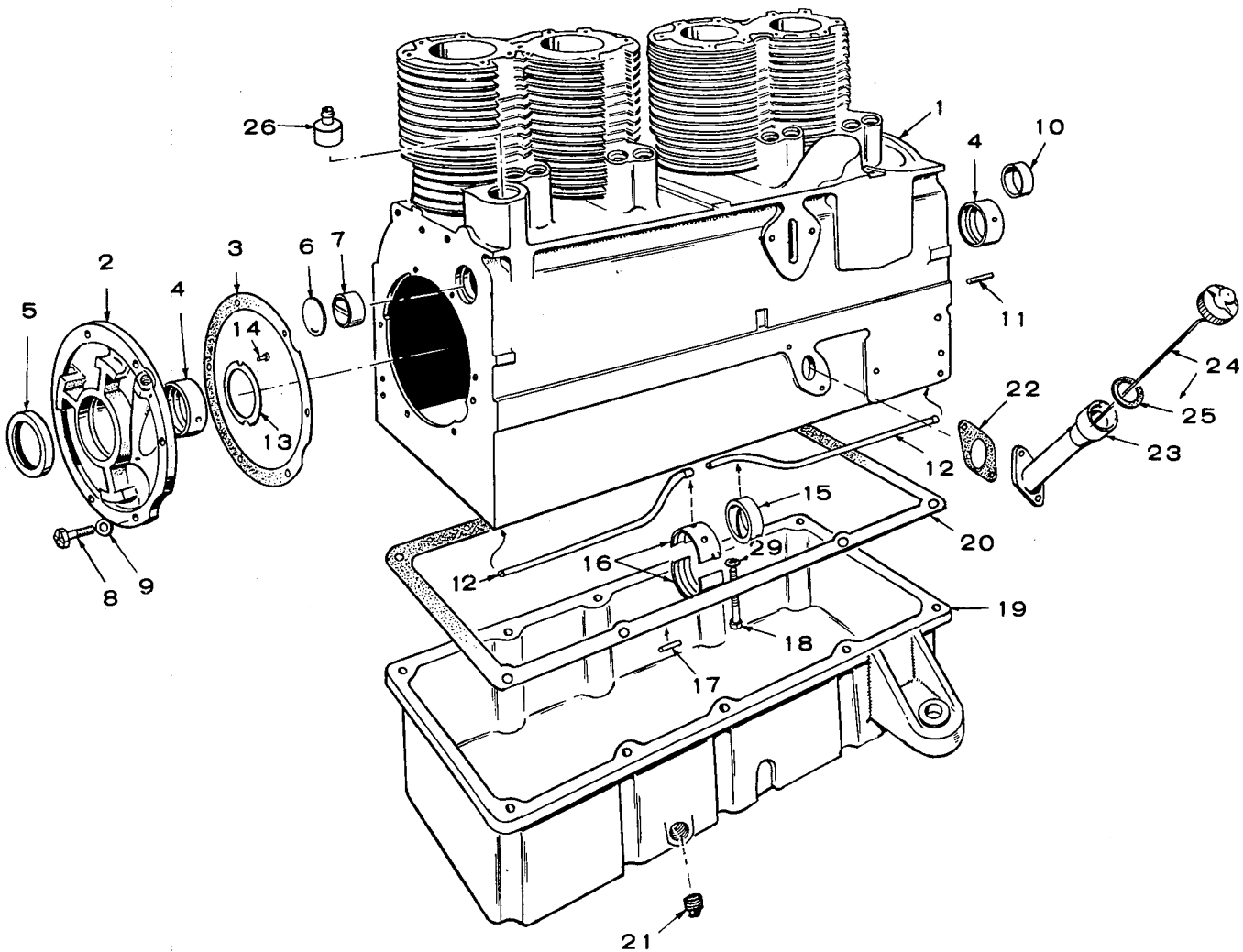
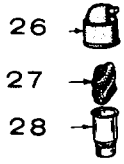
**INSTRUCTIONS
FOR USING
THE MASTER PARTS CATALOG**

1. CHECK UNIT NAMEPLATE FOR CORRECT MODEL AND SPEC NUMBER.
2. LOCATE MODEL IN MODEL INDEX SECTION.
3. SEE MODEL DATA SECTION FOR SPECIAL PARTS.
4. SELECT STANDARD PARTS FROM APPROPRIATE SECTION.

TYPICAL ILLUSTRATIONS

PARTS ILLUSTRATED ARE TYPICAL OF THE JC SERIES INDUSTRIAL ENGINE BUT DO NOT REFER TO ANY SPECIFIC MODEL. THIS SECTION IS A REFERENCE AS TO THE NOUN USED TO DESCRIBE PARTS LISTED IN THE ENGINE, CONTROL AND ACCESSORY SECTION. FOR PART NUMBERS FOR ANY GIVEN UNIT CHECK THE DESCRIPTION IN THE APPROPRIATE SECTION.





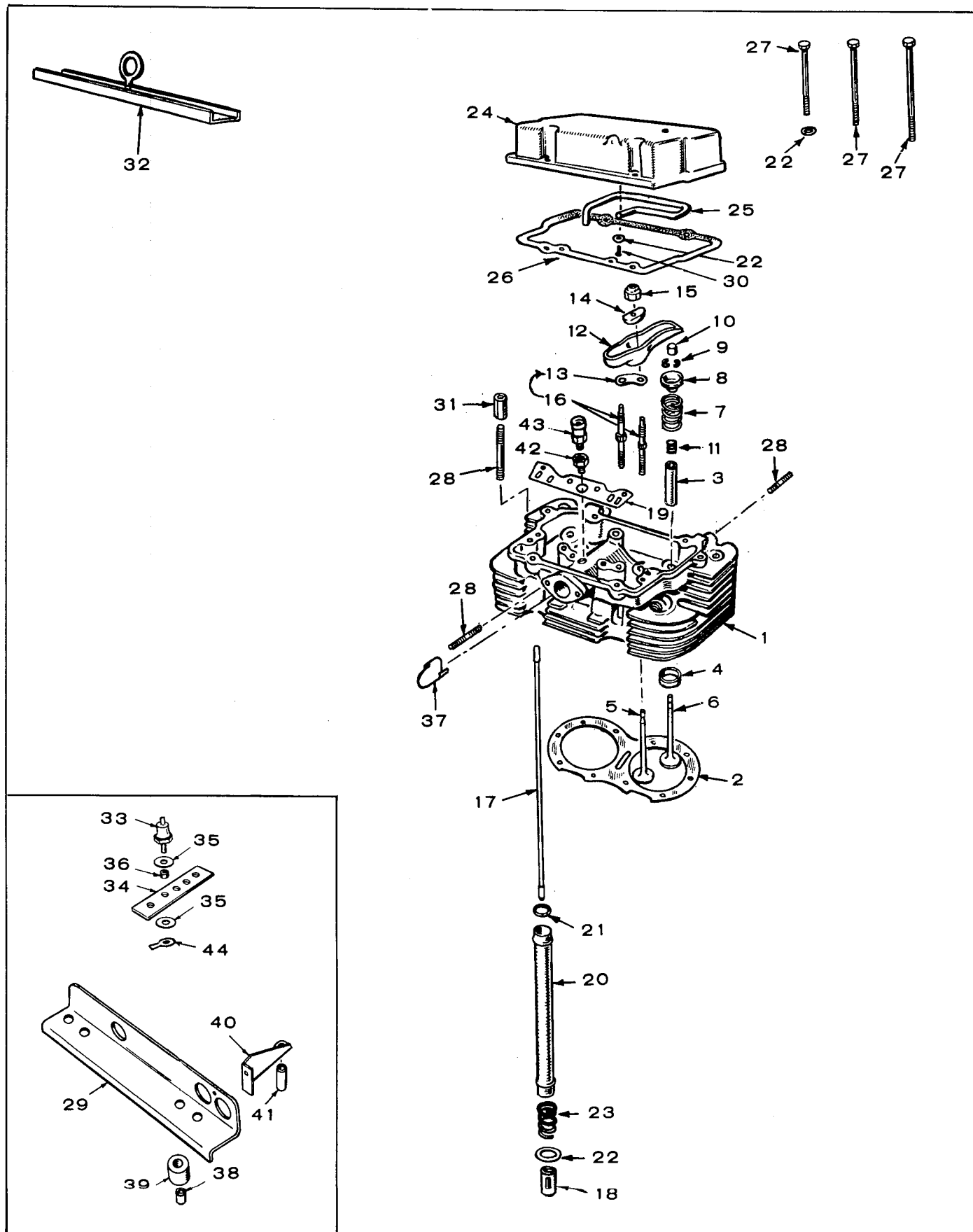
CYLINDER BLOCK AND OIL BASE GROUP

CYLINDER BLOCK AND OIL BASE GROUP
(Refer to Engine Section for Part Numbers)

1. Block Assembly
2. *Plate, Bearing
3. *Gasket Kit
4. *Bearing, Main - Front & Rear
5. *Seal, Oil
6. *Plug
7. *Bearing, Cam - Rear
8. *Bolt, Place
9. *Washer
10. *Bearing, Cam - Front
11. *Pin, Dowel
12. *Tube, Oil
13. *Washer
14. *Pin
15. Bearing, Cam - Center
16. Bearing Half, Main - Center
17. Pin, Center Bearing Housing
18. Bolt, Center Bearing Housing
19. Base, Oil
20. Gasket
21. Plug
22. Gasket
23. Tube, Oil Fill
24. Cap & Indicator
25. Gasket, Cap
26. Cap, Breather
27. Baffle, Breather
28. Tube, Breather
29. Washer

* - Included in Cylinder Block Assembly

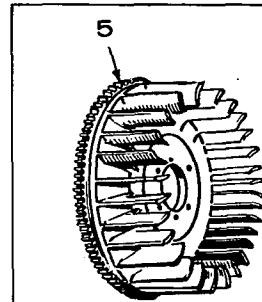
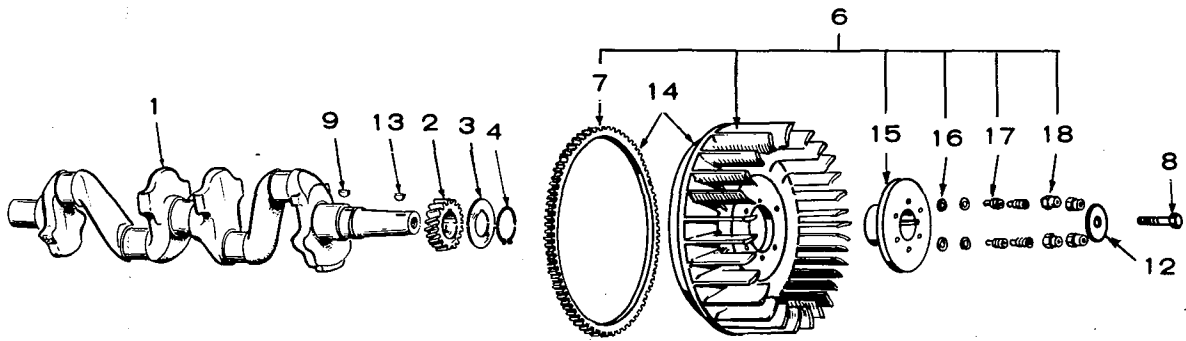
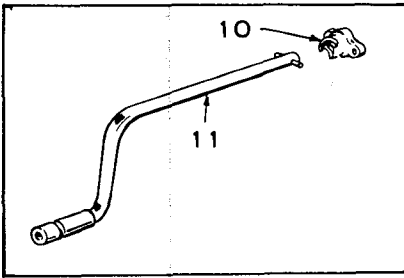
ILLUSTRATIONS



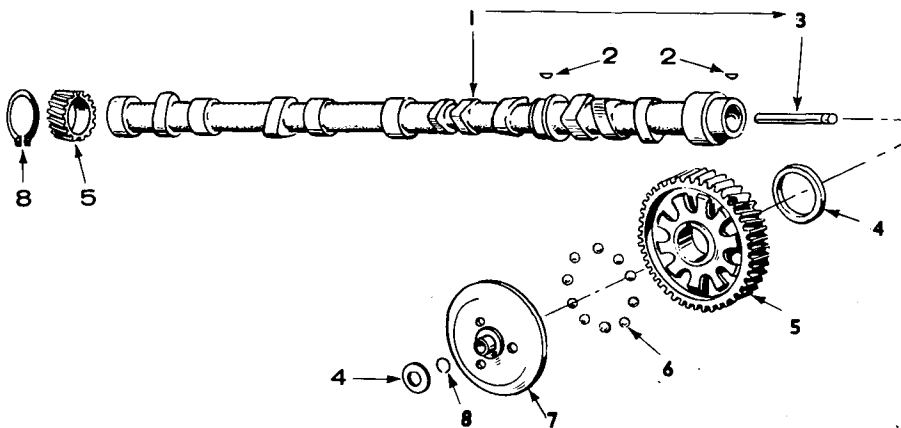
CYLINDER HEAD, VALVE AND ROCKER GROUP

CYLINDER HEAD , VALVE & ROCKER GROUP
(Refer to Engine Section for Part Numbers)

- | | | | |
|-----|------------------|-----|---------------------------|
| 1. | Head, Cylinder | 23. | Spring |
| 2. | Gasket, Head | 24. | Cover, Rocker |
| 3. | Guide, Valve | 25. | Line, Oil |
| 4. | Insert | 26. | Gasket |
| 5. | Valve, Intake | 27. | Screw, Cylinder Head |
| 6. | Valve, Exhaust | 28. | Stud |
| 7. | Spring, Valve | 29. | Bracket, Lifting |
| 8. | Retainer | 30. | Screw |
| 9. | Lock | 31. | Nut, Extension |
| 10. | Cap | 32. | Bar Assembly, Lifting |
| 11. | Seal, Oil | 33. | Switch, Hi-Temperature |
| 12. | Arm, Rocker | 34. | Bracket |
| 13. | Lock, Stud | 35. | Washer, Insulator |
| 14. | Ball | 36. | Insulator, Sleeving |
| 15. | Locknut | 37. | Baffle, Fuel Distribution |
| 16. | Stud Set | 38. | Bushing, Spacer |
| 17. | Rod | 39. | Cushion |
| 18. | Tappet | 40. | Brace |
| 19. | Guide, Push Rod | 41. | Spacer |
| 20. | Shield, Push Rod | 42. | Adapter, PCV Valve |
| 21. | Seal | 43. | Valve, PCV |
| 22. | Washer | 44. | Terminal |



CRANKSHAFT AND FLYWHEEL GROUP



CAMSHAFT GROUP

CRANKSHAFT & FLYWHEEL GROUP

(Refer to Engine Section for Part Numbers)

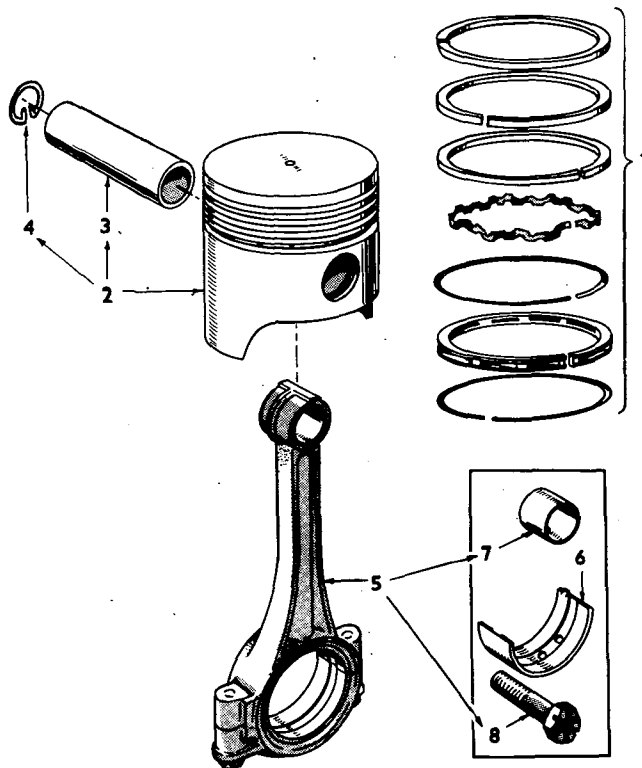
1. Crankshaft
 2. Gear
 3. Washer, Retainer
 4. Ring, Lock
 5. Flywheel & Ring Gear
 6. Flywheel - Includes Gear & Hub
 7. Gear, Ring
 8. Screw, Flywheel
 9. Key, Gear
 10. Crankdog
 11. Crank
 12. Washer, Flywheel
 13. Key, Flywheel
 14. Flywheel & Ring Gear
 15. Hub, Flywheel
 16. Washer
 17. Spacer & Washer Assy.
 18. Nut
-

CAMSHAFT GROUP

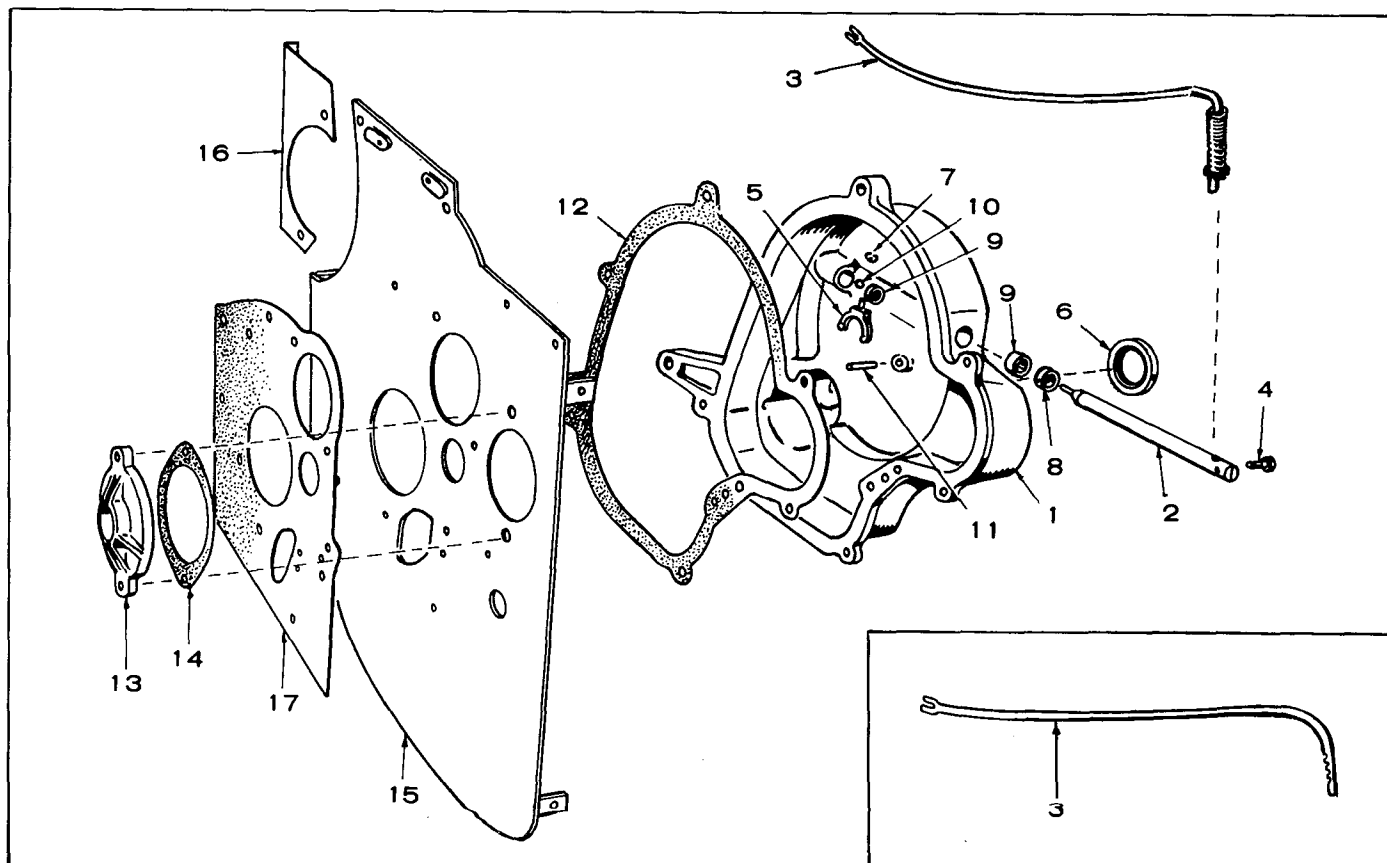
(Refer to Engine Section for Part Numbers)

1. Camshaft & Center Pin
2. Key, Camshaft Gear
3. Pin, Center
4. Washer
5. Gear
6. Ball, Fly
7. Cup, Governor
8. Ring

ILLUSTRATIONS



PISTON AND CONNECTING ROD GROUP



GEAR COVER GROUP

PISTON AND CONNECTING ROD GROUP

(Refer to Engine Section for Part Numbers)

1. Ring Set
 2. Piston & Pin
 3. Pin, Piston
 4. Ring, Retaining
 5. Rod Assy.
 6. Bearing Half, Rod
 7. Bushing
 8. Bolt, Place
-

GEAR COVER GROUP

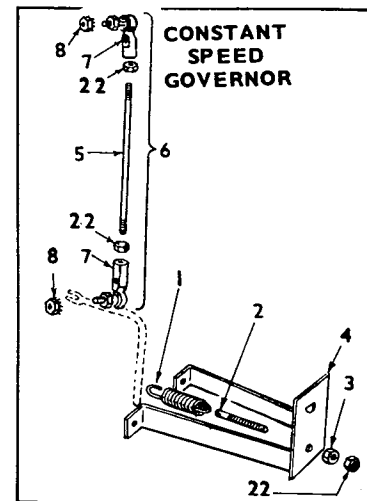
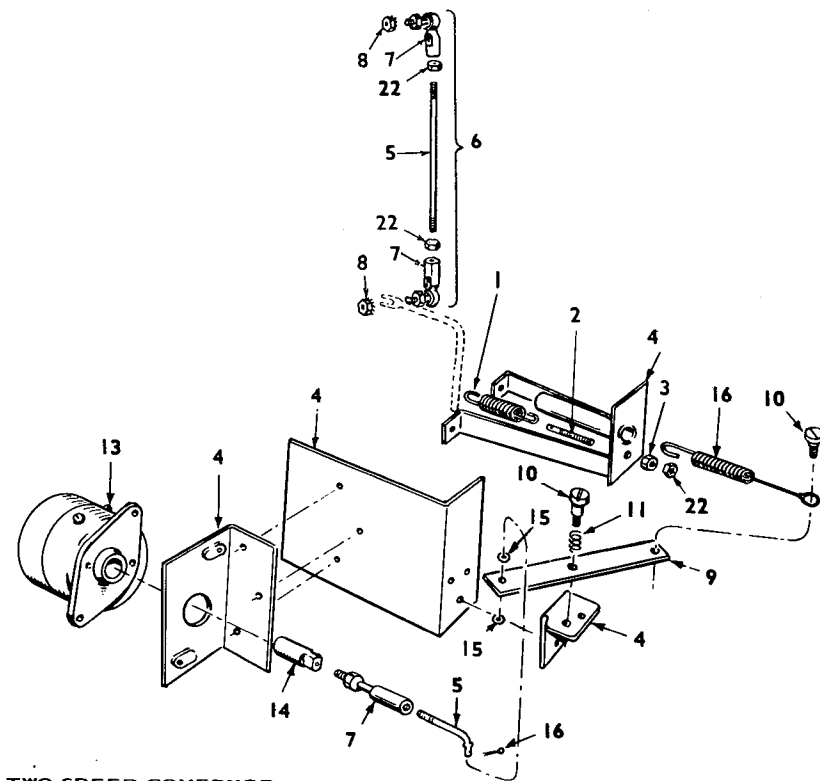
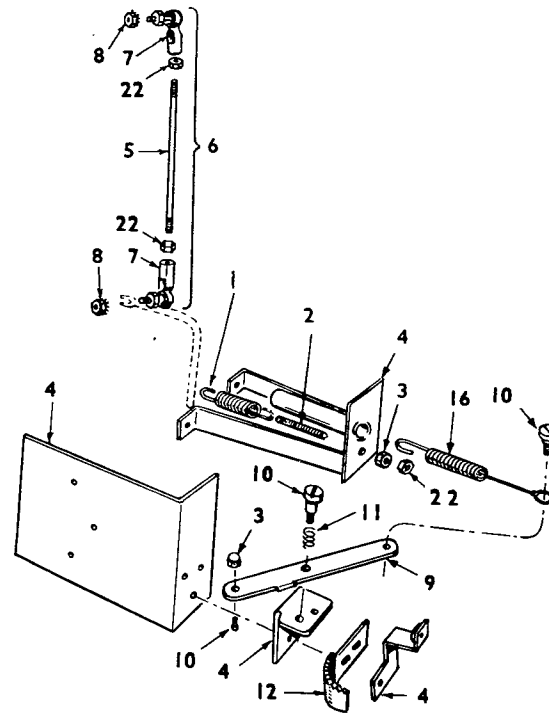
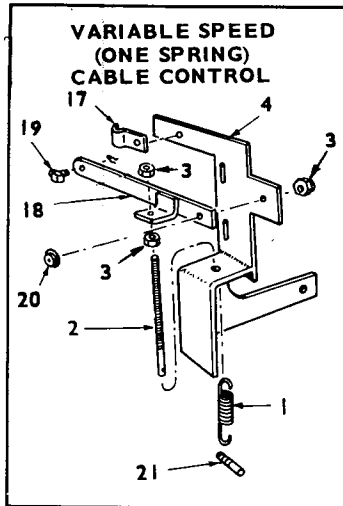
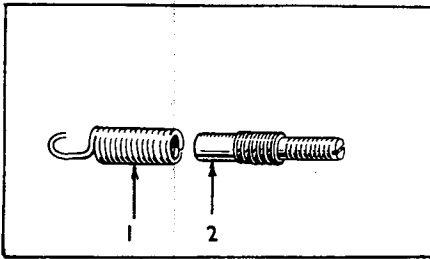
(Refer to Engine Section for Part Numbers)

1. Cover Assy., Gear
2. Shaft, Governor
3. Arm, Governor
4. Screw, Hex
5. Yoke
6. Seal, Oil
7. Ring, Yoke
8. Seal, Oil
9. Bearing
10. Bearing, Ball
11. Pin, Roll
12. Gasket, Gear Cover
13. Cover, Backplate Opening
14. Gasket, Backplate Opening Cover
15. Backplate
16. Baffle
17. Gasket, Backplate

OIL SYSTEM GROUP

(Refer to Engine Section for Part Numbers)

1. Pump, Oil
2. Gasket Kit
3. Cup Assembly
4. Filter
5. Gasket, Adapter
6. Adapter
7. Gauge
8. Elbow, Street
9. Plug
10. Elbow
11. Line
12. Tee, Restricted
13. Valve, By-Pass
14. Spring, By-Pass
15. Plug, By-Pass
16. Connector
17. Switch
18. Bracket
19. Tee

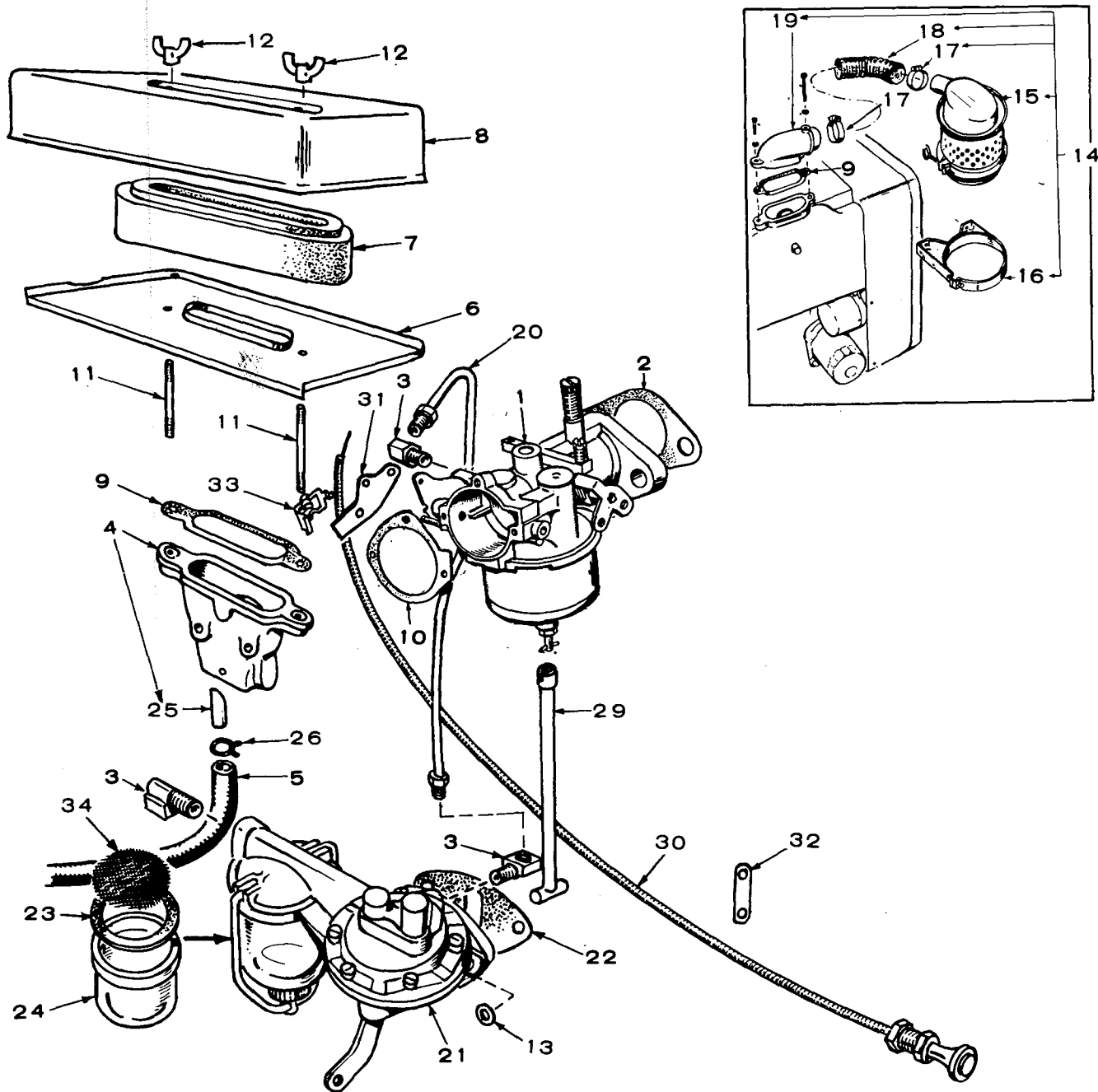


GOVERNOR GROUP

GOVERNOR GROUP

(Refer to Engine Section for Part Numbers)

1. Spring
2. Stud
3. Nut
4. Bracket
5. Rod
6. Linkage Assembly
7. Joint, Ball
8. Nut, Keps
9. Lever
10. Screw
11. Spring, Tension
12. Ratchet
13. Solenoid
14. Plunger
15. Washer
16. Key, Cotter
17. Clamp
18. Arm & Bracket
19. Swivel
20. Washer, Tension
21. Arm
22. Palnut



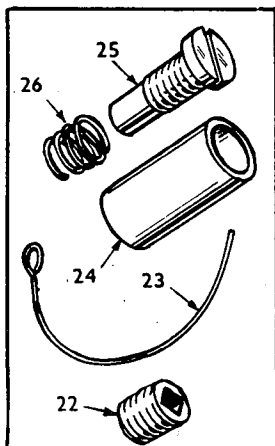
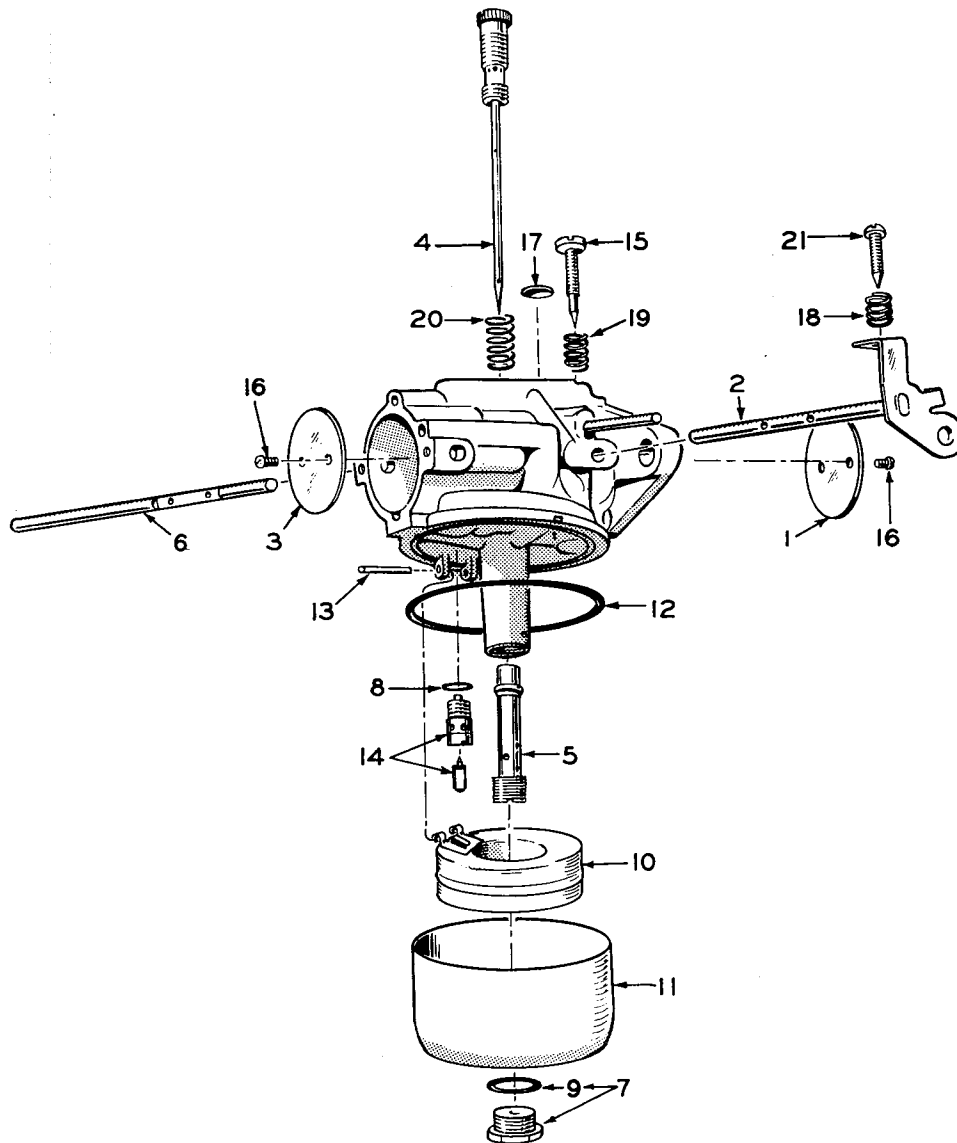
FUEL SYSTEM GROUP (GASOLINE)

FUEL SYSTEM GROUP

(Refer to Engine Section for Part Numbers)

1. Carburetor
2. Gasket, Carburetor
3. Elbow, Inverted Male
4. Adapter, Air Cleaner
5. Hose, Breather
6. Pan
7. Element & Retainer
8. Cover
9. Gasket, Air Cleaner
10. Gasket, Adapter to Carburetor
11. Stud
12. Nut
13. Washer
14. *Cleaner Kit
15. *Cleaner, Air
16. *Band
17. *Clamp
18. *Hose
19. *Adapter
20. Line, Fuel
21. Pump, Fuel
22. Gasket, Fuel Pump
23. Gasket, Bowl
24. Bowl
25. Tube
26. Clamp
27. Manifold, Intake
28. Gasket, Manifold
29. Rod, Carburetor Adjusting
30. Choke
31. Bracket
32. Arm
33. Clip
34. Screen

* - These Parts also Listed in Accessory Section.



**CARBURETOR (CARTER) PARTS GROUP -
PRIOR TO SPEC R**

NOTE: See separate group for Zenith
Carburetor parts used begin-
ning Spec R.

CARBURETOR PARTS GROUP

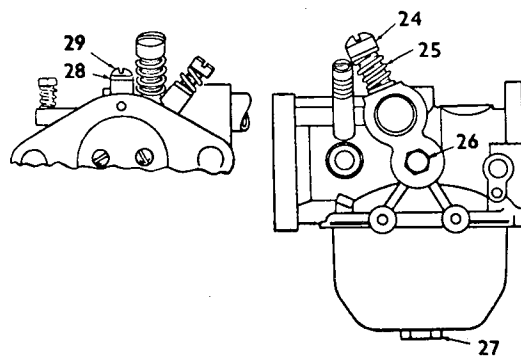
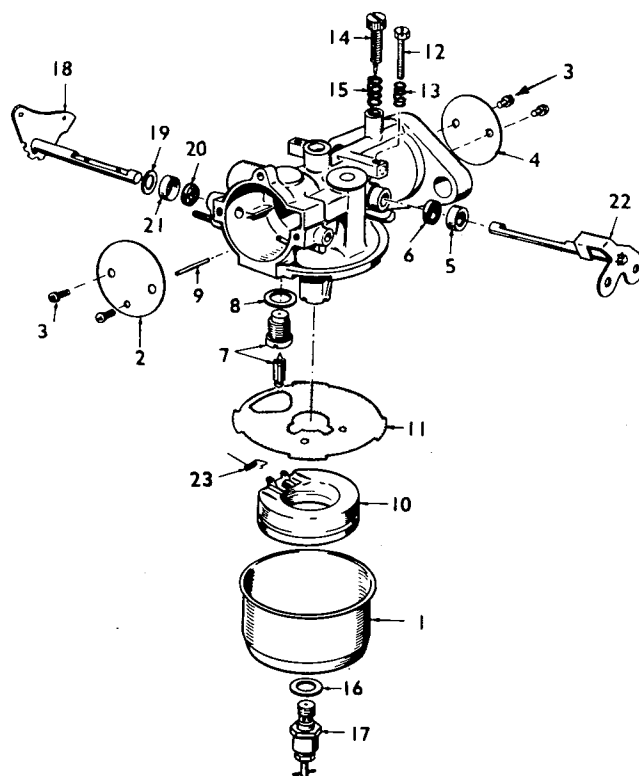
CARBURETOR PARTS GROUP

(Refer to Accessory Section for Part Numbers)

1. Valve, Throttle
2. Shaft, Throttle
3. Valve, Choke
4. Needle, Idle & Speed
5. Nozzle
6. Shaft, Choke
7. Screw & Gasket
8. Gasket, Fuel Valve
9. Gasket, Bowl Screw
10. Float & Lever
11. Bowl
12. Gasket, Bowl Ring
13. Pin, Float
14. Valve, Fuel Inlet
15. Screw, Idle
16. Screw, Valve Attaching
17. Plug, Expansion
18. Spring, Throttle Screw
19. Spring, Idle Screw
20. Spring, High Speed Needle
21. Screw, Throttle Lever
22. Plug, Pipe
23. Wire, Choke Lock
24. Tube, Gas Inlet
25. Needle, Gas Adjustment
26. Spring, Gas Needle

CARBURETOR (CARTER) PARTS GROUP -
PRIOR TO SPEC R

NOTE: See separate group for Zenith Carburetor
parts used beginning Spec R.



CARBURETOR (ZENITH) PARTS GROUP -
BEGIN SPEC R

NOTE: See separate group for Carter
Carburetor parts, used Prior
to Spec R.

CARBURETOR PARTS GROUP

CARBURETOR PARTS GROUP

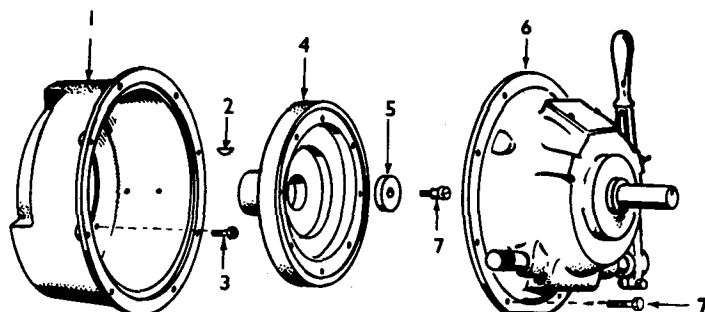
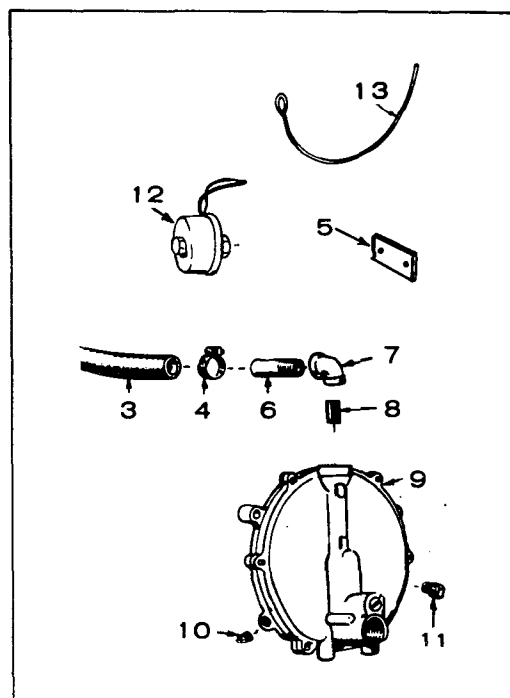
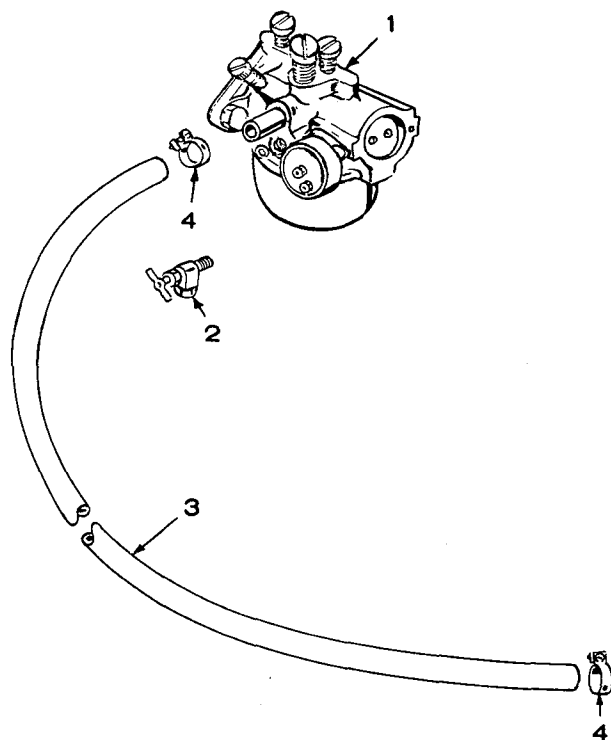
(Refer to Accessory Section for Part Numbers)

1. Bowl
2. Plate, Choke
3. Screw & Washer
4. Plate, Throttle
5. Retainer, Seal
6. Seal, Rubber
7. Valve Seat Assy.
8. Washer, Fuel Valve Seat
9. Shaft, Float
10. Float Assy.
11. Gasket, Bowl to Body
12. Screw, Throttle Stop
13. Spring, Throttle Stop
14. Needle, Idle Adjusting
15. Spring, Idle Needle
16. Washer, Main Jet Assy.
17. Jet Assy., Main
18. Shaft, Choke
19. Washer, Choke Shaft
20. Seal, Felt
21. Retainer, Seal
22. Shaft, Throttle
23. Spring, Float
24. Needle, Main Gas Adjusting
25. Spring, Main Gas Needle
26. Plug, Pipe
27. Nut, Bowl
28. Washer
29. Screw

CARBURETOR (ZENITH) PARTS GROUP -
BEGIN SPEC R

NOTE: See separate group for Carter Carburetor
parts, used Prior to Spec R.



**CLUTCH GROUP (OPTIONAL)****FUEL SYSTEM GROUP (GAS AND COMBINATION GAS-GASOLINE) (OPTIONAL)**

CLUTCH GROUP

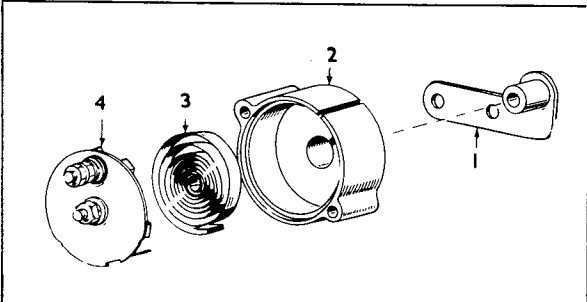
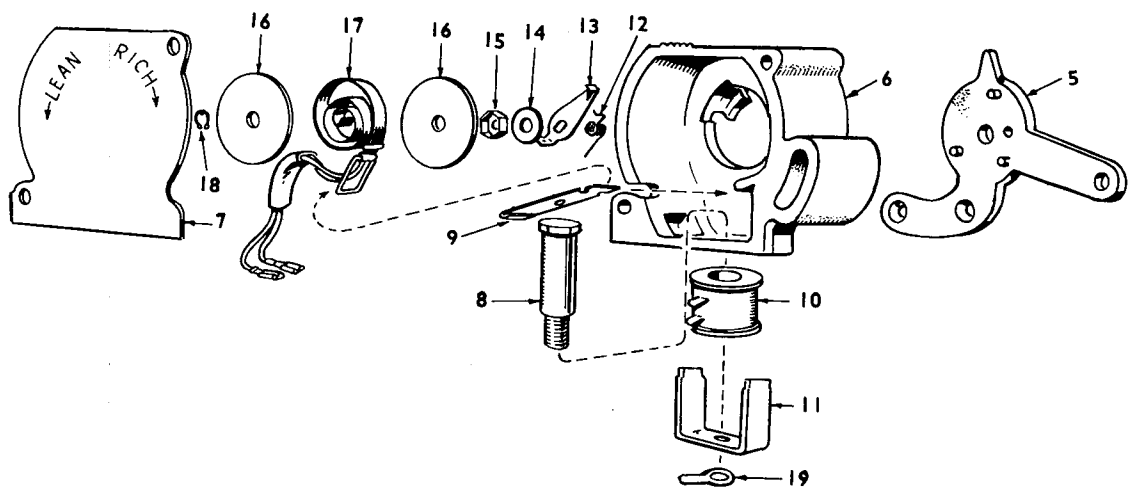
(Refer to Engine Section for Part Numbers)

1. Housing
 2. Key
 3. Bolt, Place
 4. Flange
 5. Washer
 6. Clutch Assy.
 7. Screw
-

FUEL SYSTEM GROUP

(Refer to Engine Section for Part Numbers)

1. Carburetor
2. Valve, Shut-Off
3. Hose
4. Clamp
5. Plate, Fuel Pump Hole
6. Connector
7. Elbow
8. Nipple
9. Regulator, Gas
10. Plug
11. Vent
12. Primer Assy., Solenoid
13. Wire, Choke Stop



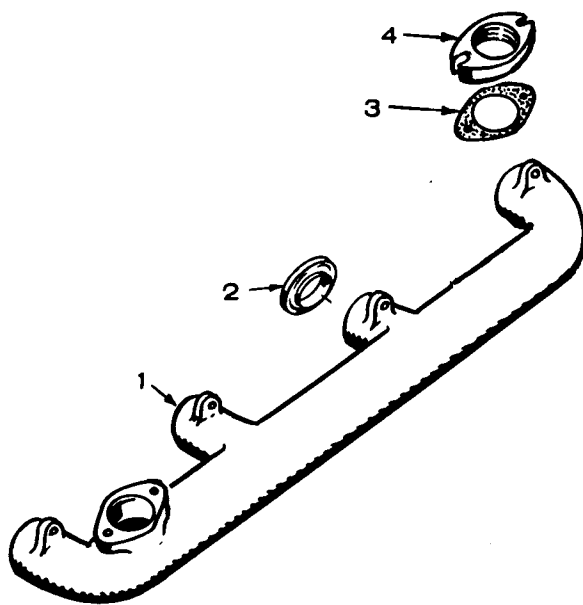
CHOKE GROUP

CHOKE GROUP

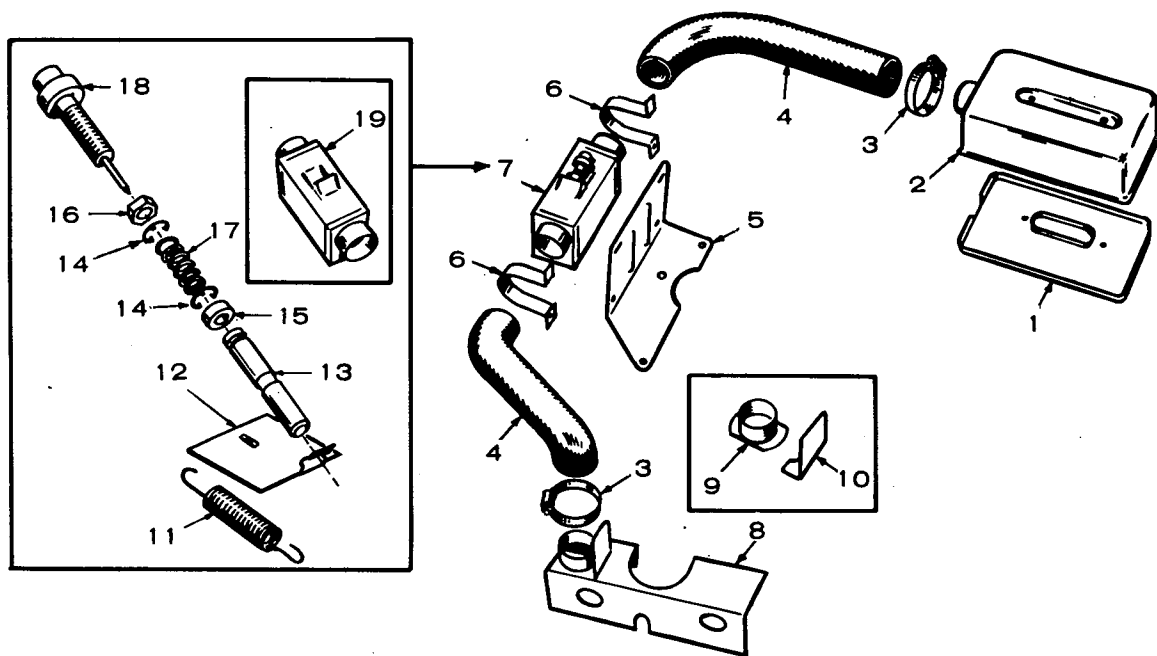
(Refer to Engine Section for Part Numbers)

1. Adapter
2. Bracket
3. Element
4. Cover Assy.
5. Plate
6. Body
7. Cover
8. Core
9. Armature
10. Coil
11. Frame
12. Spring
13. Lever
14. Washer
15. Palnut
16. Insulator
17. Heater Assy.
18. Ring, Retaining
19. Terminal
20. Lead

ILLUSTRATIONS



EXHAUST GROUP



CARBURETOR AIR HEATER GROUP (OPTIONAL)

EXHAUST GROUP

(Refer to Engine Section for Part Numbers)

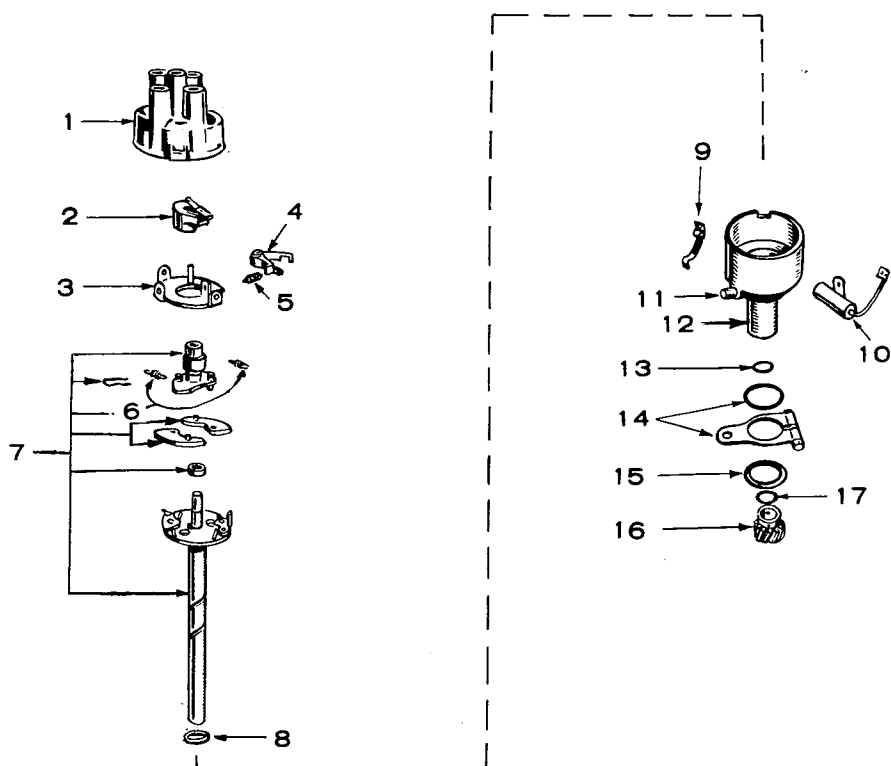
1. Manifold
 2. Gasket, Manifold
 3. Gasket, Exhaust Outlet
 4. Flange
-

CARBURETOR AIR HEATER GROUP

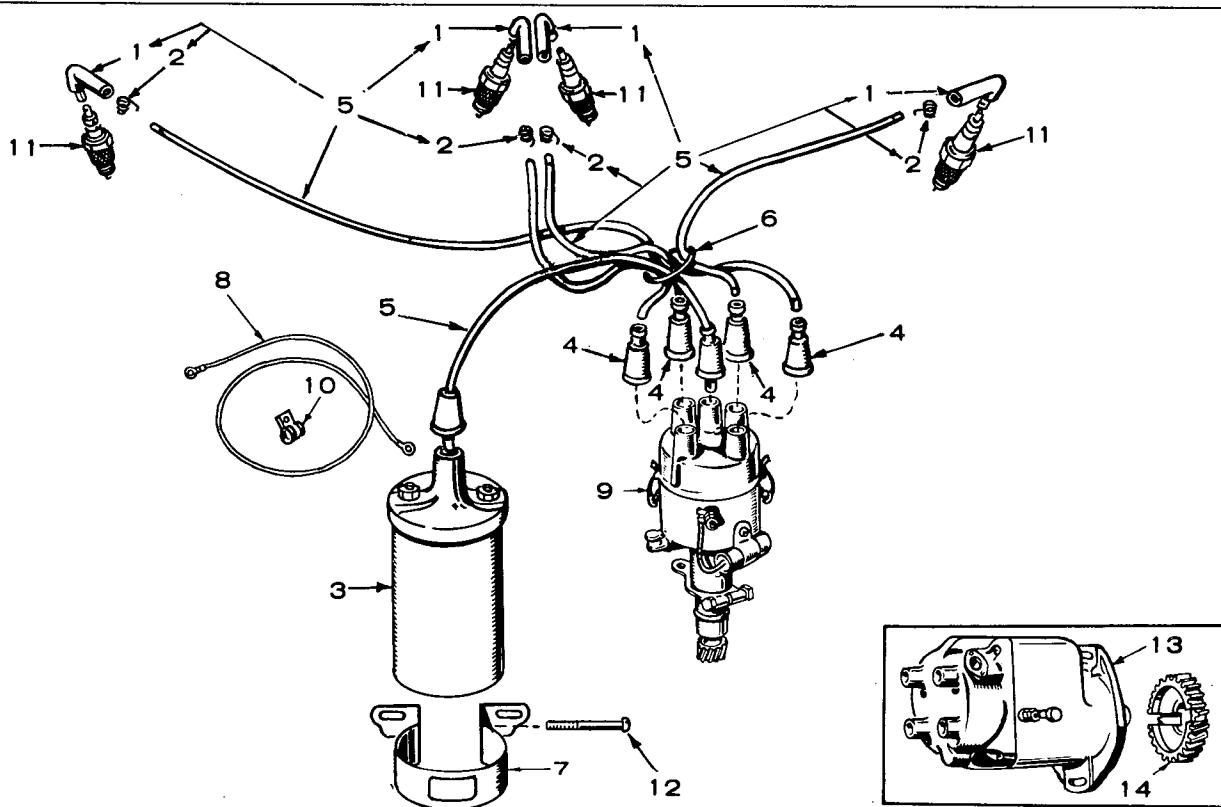
(Refer to Accessory Section for Part Numbers)

1. Pan
2. Cover
3. Clamp
4. Hose
5. Support
6. Clamp
7. Control Assy.
8. Plenum
9. Adapter
10. Shield
11. Spring, Shutter Return
12. Shutter
13. Plunger
14. Ring
15. Spacer
16. Palnut
17. Spring, Vernatherm
18. Vernatherm
19. Housing

ILLUSTRATIONS



DISTRIBUTOR PARTS GROUP



IGNITION GROUP

DISTRIBUTOR PARTS GROUP

(Refer to Accessory Section for Part Numbers)

1. Cap
 2. Rotor
 3. Plate, Breaker
 4. Point Set
 5. Nut, Lock
 6. Spring Set
 7. Shaft & Governor Assy.
 8. Washer, Thrust - Upper
 9. Spring & Hinge
 10. Condenser
 11. Oiler
 12. Base
 13. Washer, Thrust-Lower
 14. Arm & Clamp
 15. Seal
 16. Gear
 17. Ring, Retaining
-

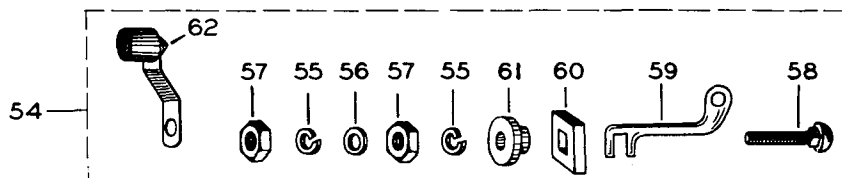
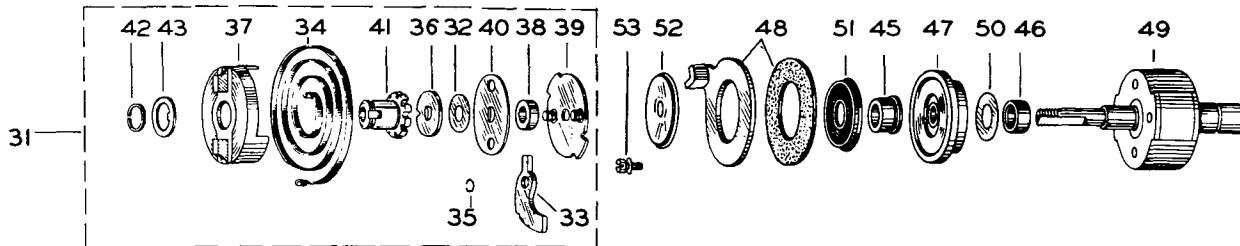
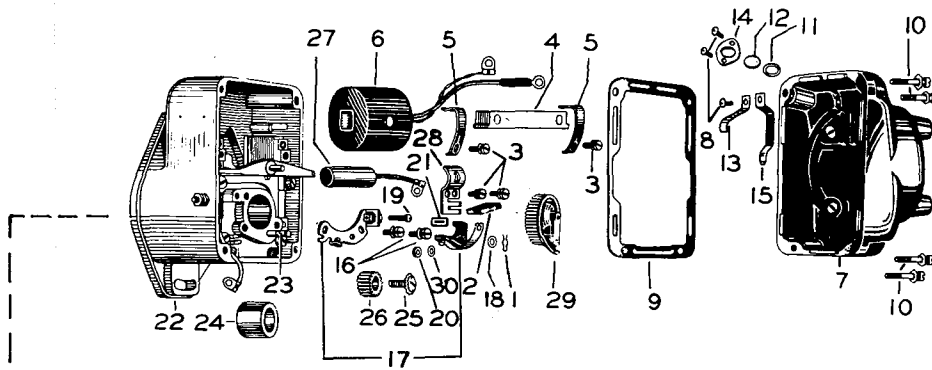
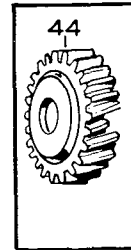
IGNITION GROUP

(Refer to Engine Section for Part Numbers)

1. Cover, Spark Plug Terminal
2. Spring, Terminal Cover
3. Coil
4. Nipple
5. Cable
6. Ring, "O"
7. Clamp
8. Lead
9. +Distributor
10. Clip
11. Plug, Spark
12. Screw
13. +Magneto Assy.
14. *Gear, Magneto Drive

+ - Components in Accessory Section

* - Listed in Accessory Section



MAGNETO PARTS GROUP - PRIOR TO SPEC R

NOTE: See separate group beginning Spec R.

MAGNETO PARTS GROUP

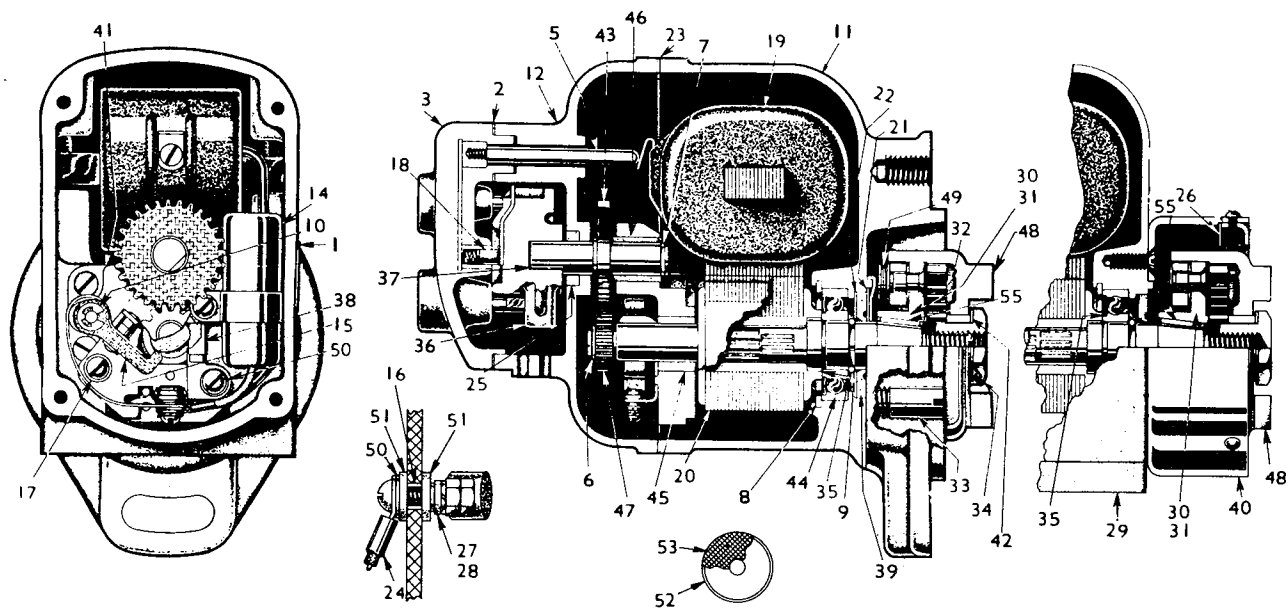
MAGNETO PARTS GROUP

(Refer to Accessory Section for Part Numbers)

- | | |
|---|--|
| 1. Lock, Breaker Arm | 31. Coupling |
| 2. Wiper | 32. Washer, Flange Spacing |
| 3. Screw, Condenser & Coil Core Clamp | 33. Arm |
| 4. Core | 34. Spring, Drive |
| 5. Clamp, Coil Core | 35. Ring, Snap |
| 6. Coil | 36. Washer, Drive Cup Spacing |
| 7. Cap | 37. Cup |
| 8. Screw, Coil Contact & Window Clamp Plate | 38. Spacer, Driven Flange |
| 9. Gasket, Distributor Cap | 39. Flange |
| 10. Screw & Lockwasher | 40. Retainer |
| 11. Gasket, Window Seal | 41. Nut, Lock |
| 12. Window | 42. Ring, Lock |
| 13. Spring, Coil Contact | 43. Washer, Thrust |
| 14. Plate, Window Clamp | 44. Gear, Drive |
| 15. Interlead | 45. Spacer, Impulse |
| 16. Screw, Fixed Contact Clamp | 46. Spacer, Bearing Cage |
| 17. Point Set | 47. Bearing & Cage |
| 18. Washer, Breaker Point Aligning | 48. Plate & Gasket |
| 19. Screw, Breaker Spring Clamp | 49. Rotor, Magnetic |
| 20. Washer, Breaker Point Aligning | 50. Shield |
| 21. Felt | 51. Seal, Oil |
| 22. Housing Assy. | 52. Slinger |
| 23. Pivot | 53. Screw & Lockwasher, Impulse Stop Clamp |
| 24. Bushing, Breaker Plate | 54. Connection Assy. |
| 25. Screw & Washer, Distributor Gear | 55. Washer, Lock, Ground Stud |
| 26. Gear, Distributor | 56. Washer, Ground Stud |
| 27. Condenser | 57. Nut, Ground Stud |
| 28. Clamp, Condenser | 58. Stud, Ground |
| 29. Rotor, Distributor | 59. Connector, Ground |
| 30. Washer, Breaker Points | 60. Lock, Insulating |
| | 61. Insulator |
| | 62. Button, Stop |

MAGNETO (WICO) PARTS GROUP -
PRIOR TO SPEC R

NOTE: See separate group for Fairbanks Morse
parts used beginning Spec R



MAGNETO PARTS GROUP - BEGIN SPEC R

NOTE: See separate group prior to Spec R.

MAGNETO PARTS GROUP

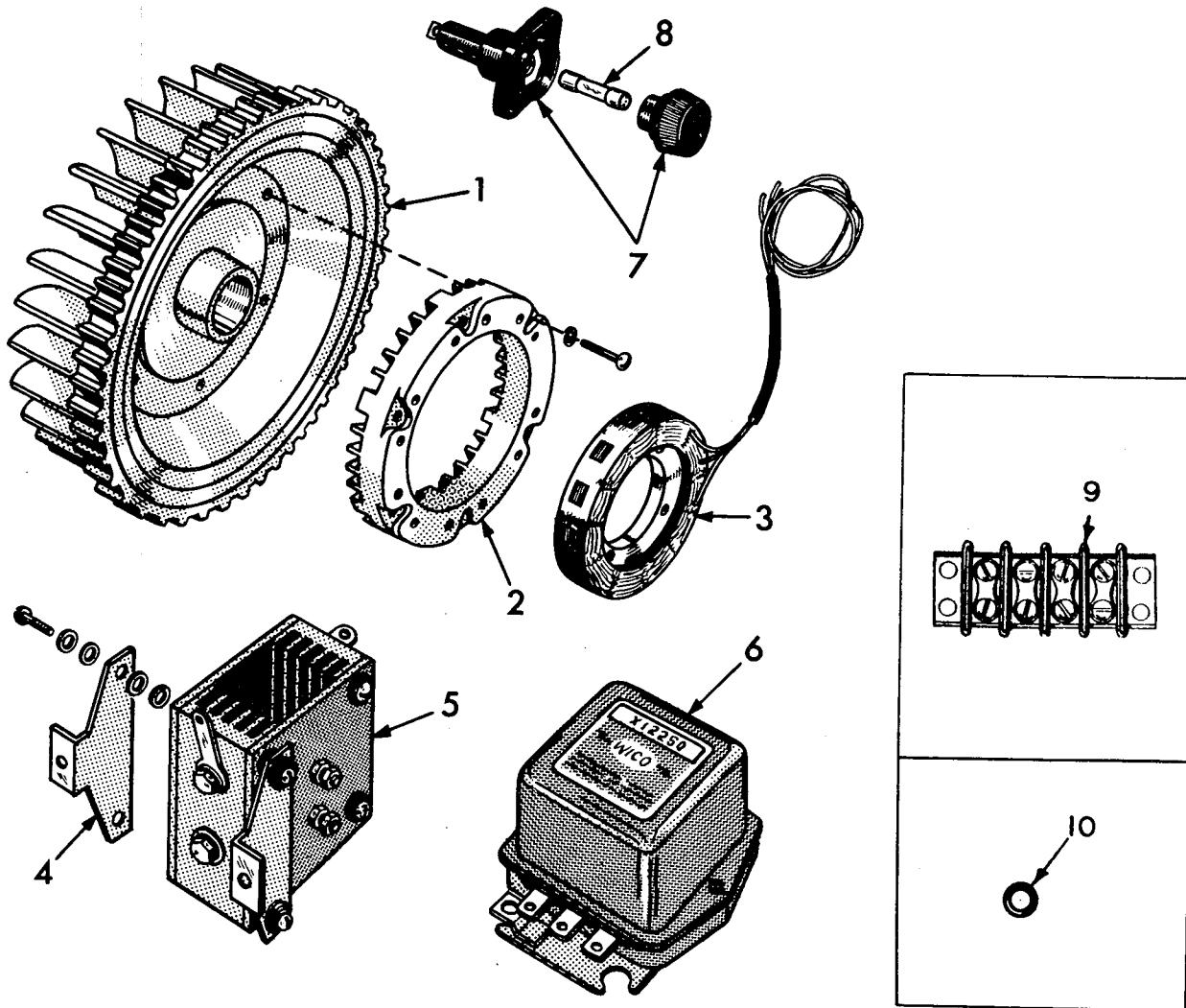
MAGNETO PARTS GROUP

(Refer to Accessory Section for Part Numbers)

- | | | | |
|-----|------------------------------|-----|-----------------------------------|
| 1. | Nameplate | 30. | Hub Assy. |
| 2. | Gasket, End Cap Cover | 31. | Coupling (Complete) |
| 3. | Cover, End Cap | 32. | Spring, Coupling Drive |
| 5. | Rod, High Tension Lead | 33. | Pin, Coupling |
| 6. | Ring, Rotor Gear Snap | 34. | Nut, Coupling |
| 7. | Ring, Distributor Shaft Snap | 35. | Shim |
| 8. | Ring, Drive End Bearing Snap | 36. | Rotor, Distributor |
| 9. | Ring, Rotor Shaft Snap | 37. | Clip, Rotor Spring |
| 10. | Ring, Fulcrum Pin Snap | 38. | Wick, Cam |
| 11. | Housing | 39. | Seal, Drive End |
| 12. | Cap, End | 40. | Shell, Coupling (Outer) |
| 14. | Condenser | 41. | Support, Bearing |
| 15. | Point Set | 42. | Washer, Coupling Nut |
| 16. | Bushing, Ground Switch | 43. | Shaft & Gear, Distributor |
| 17. | Washer, Contact Screw Plate | 44. | Bearing, Drive End |
| 18. | Brush & Spring | 45. | Bearing, Cam End |
| 19. | Coil | 46. | Bearing, Distributor |
| 20. | Rotor, Magnetic | 47. | Gear, Rotor |
| 21. | Washer, Drive End (Outer) | 48. | Shell, Coupling - Flange Mounting |
| 22. | Washer, Drive End (Inner) | 49. | Spring, Pawl |
| 23. | Gasket, End Cap to Housing | 50. | Washer, Contact Screw Plate |
| 24. | Wire Assembly | 51. | Washer, Switch Insulating |
| 25. | Seal, Distributor Shaft | 52. | Cover, Vent |
| 26. | Washer, Flat | 53. | Screen, Vent |
| 27. | Lever | 54. | Clip, Coil |
| 28. | Switch, Ground | 55. | Key |
| 29. | Plate, Base | | |

MAGNETO (FAIRBANKS MORSE) PARTS GROUP -
BEGINNING SPEC R

NOTE: See separate group for Wico
parts used prior to Spec R

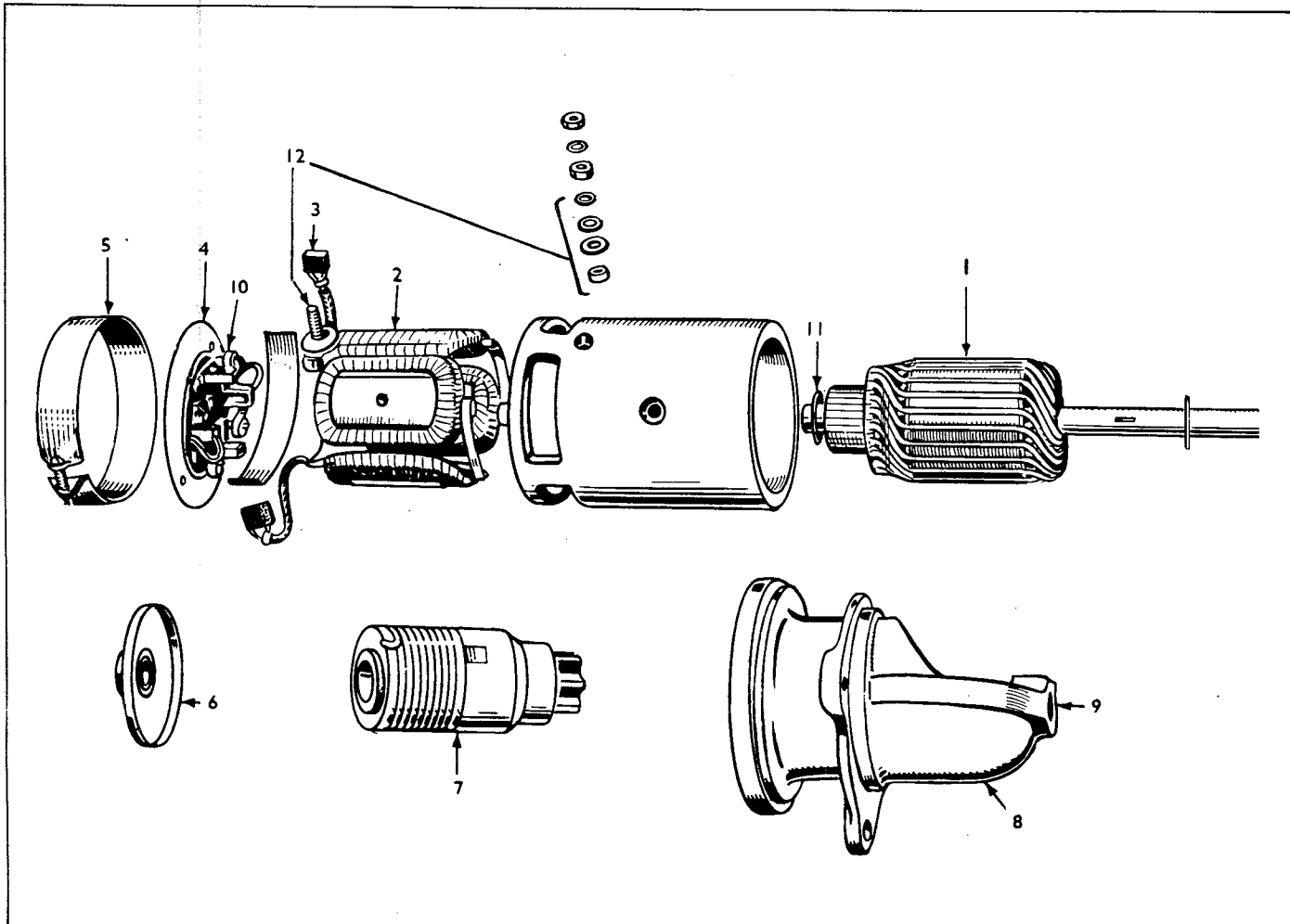


CHARGING ALTERNATOR GROUP

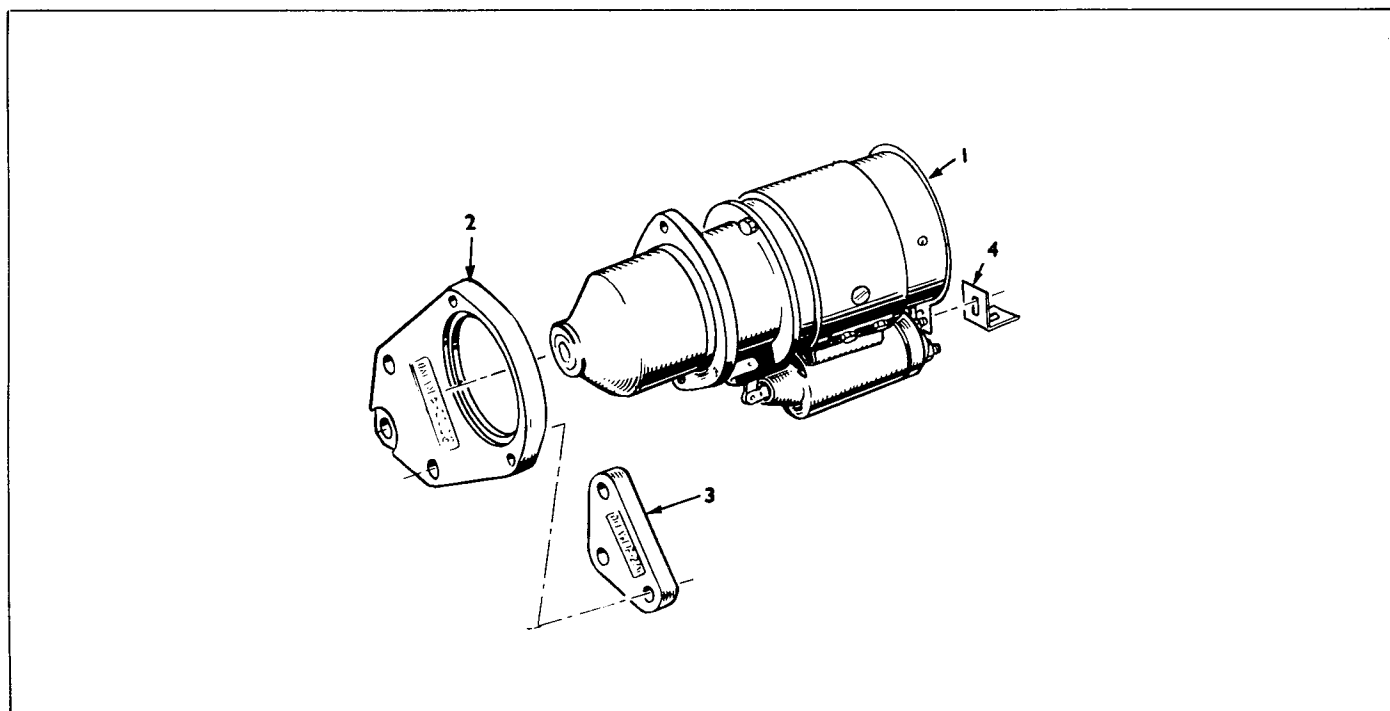
CHARGING ALTERNATOR GROUP
(Refer to Engine Section for Part Numbers)

1. Flywheel
2. Rotor
3. Stator
4. Bracket
5. Rectifier Assy.
6. Regulator
7. Holder, Fuse
8. Fuse
9. Block, Terminal
10. Grommet

ILLUSTRATIONS



STARTER PARTS GROUP



AUTOMOTIVE STARTER GROUP

STARTER PARTS GROUP

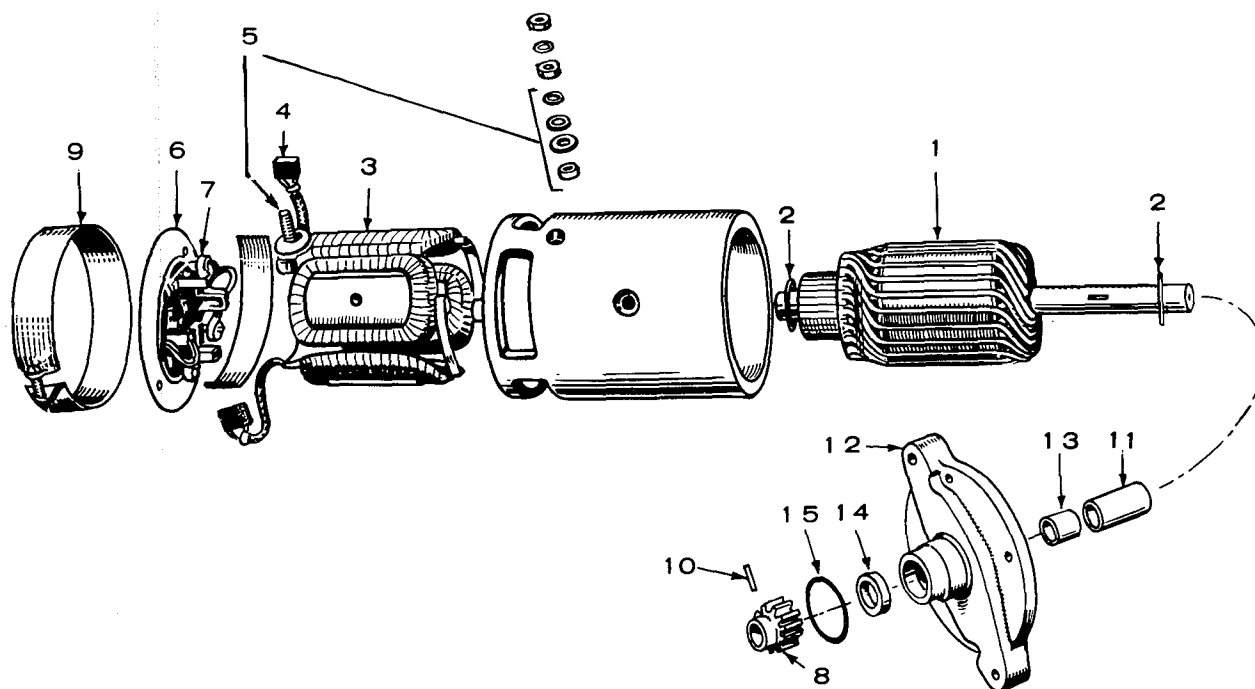
(Refer to Accessory Section for Part Numbers)

1. Armature
 2. Coil Assy. Pkg.
 3. Brush Set
 4. Head Assy.
 5. Band, Cover
 6. Bearing Assy., Intermediate
 7. Drive Assy., Bendex
 8. Housing, Pinion
 9. Bearing, Drive End
 10. Spring, Brush
 11. Washer, Thrust
 12. Stud, Terminal
-

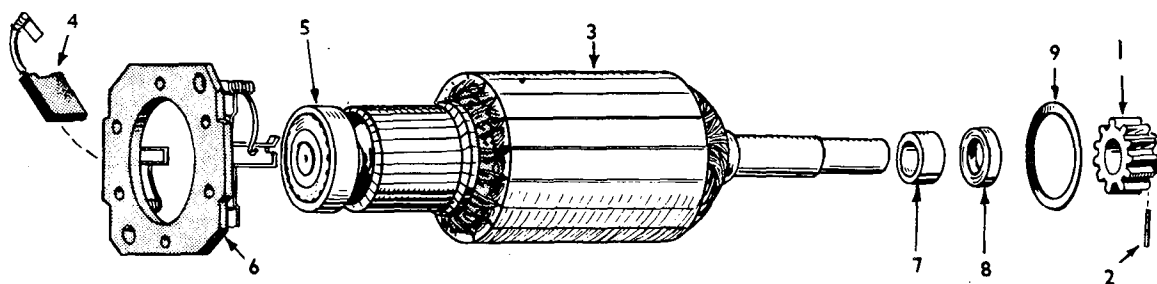
AUTOMOTIVE STARTER GROUP

(Refer to Accessory Section for Part Numbers)

1. Motor, Start
2. Flange, Mounting
3. Spacer, Flange
4. Bracket



12 VOLT AUTO CYCLE STARTER GROUP



115 VOLT AUTO CYCLE STARTER GROUP

12 VOLT AUTO CYCLE STARTER GROUP

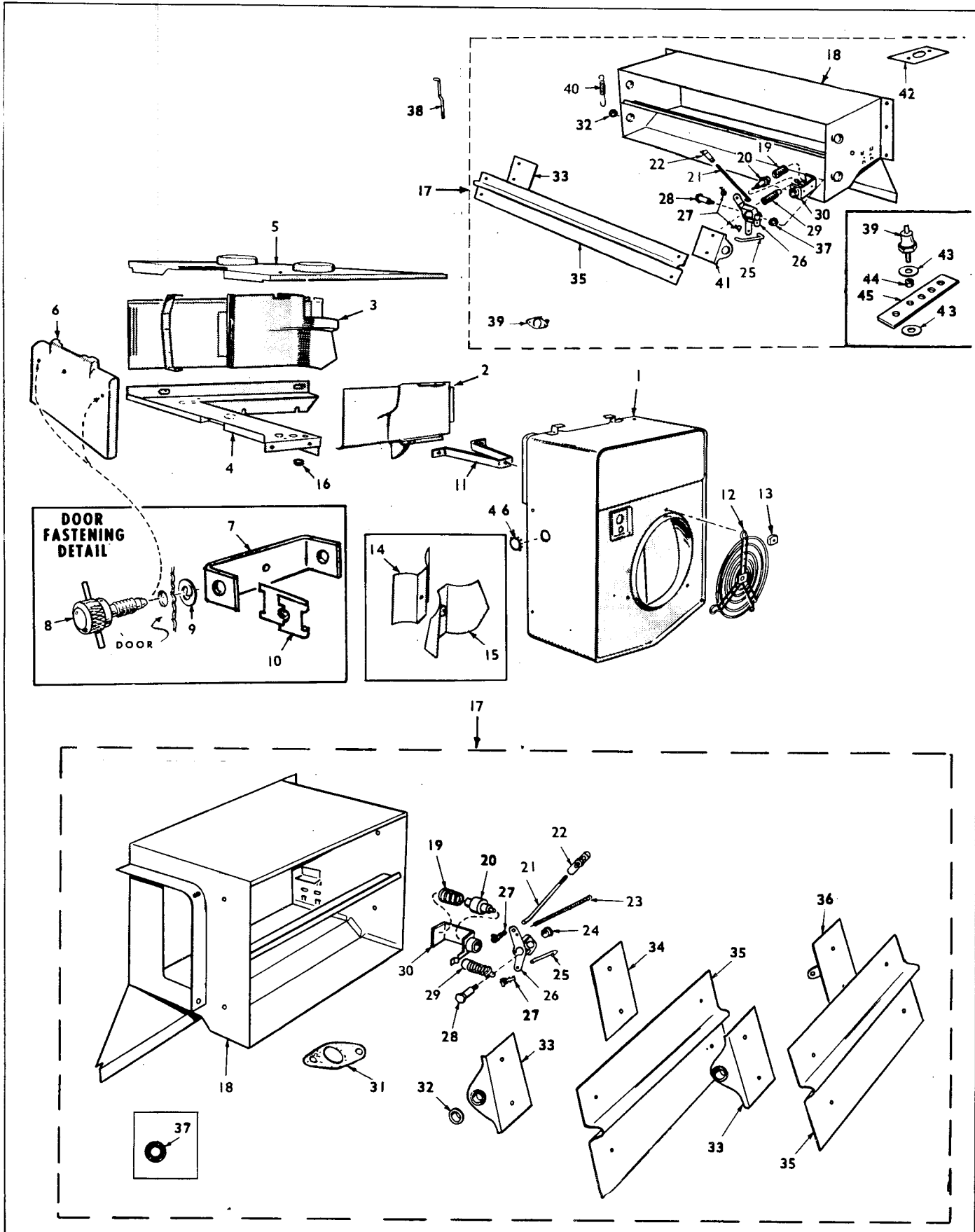
(Refer to Accessory Section for Part Numbers)

1. Armature
 2. Washer, Thrust
 3. Coil Assy.
 4. Brush Set
 5. Stud, Terminal
 6. Head Assy.
 7. Spring, Brush
 8. Gear, Pinion
 9. Band, Cover
 10. Pin, Dowel
 11. Spacer
 12. Adapter
 13. Bushing, Adapter
 14. Seal, Oil
 15. Seal, "O" Ring
-

115 VOLT AUTO CYCLE STARTER GROUP

(Refer to Accessory Section for Part Numbers)

1. Gear, Pinion
2. Pin, Dowel
3. Armature
4. Brush
5. Bearing, Ball
6. Holder Assy.
7. Bushing
8. Seal, Oil
9. Seal, "O" Ring




AIR HOUSING AND OPTIONAL SHUTTER GROUP

AIR HOUSING AND OPTIONAL SHUTTER GROUP
(Refer to Engine Section for Part Numbers)

- | | |
|--|-----------------------------------|
| 1. Housing, Blower | 24. *Bearing, Shutter |
| 2. Housing, Cylinder - Front | 25. *Rod, Shutter Control - Lower |
| 3. Housing, Cylinder - Rear | 26. *Arm, Actuating |
| 4. Panel, Housing - Bottom | 27. *Clip, Rod |
| 5. Cover, Housing | 28. *Shaft, Actuating Arm |
| 6. Panel, Door | 29. *Spring, Shutter Return |
| 7. Bracket, Door Panel | 30. *Bracket & Guide - Vernatherm |
| 8. Screw | 31. *Gasket, Exhaust Outlet |
| 9. Washer | 32. *Bearing, Air Shutter |
| 10. Clip, Tinnerman | 33. *Bracket & Pivot |
| 11. Support | 34. *Bracket & Pivot Spring |
| 12. Grille | 35. *Shutter |
| 13. Retainer | 36. *Bracket & Pivot, Rod |
| 14. Baffle, Cylinder - Carb. Side | 37. *Washer, Actuating Shaft |
| 15. Baffle, Cylinder - Opposite Carb. Side | 38. *Rod, Shutter Control |
| 16. Grommet | 39. *Switch, Hi-Temperature |
| 17. +Shutter Assy. | 40. *Spring, Shutter Pivot |
| 18. *Duct, Air | 41. *Bracket, Shaft & Pin |
| 19. *Spring, Vernatherm Element | 42. *Plate |
| 20. *Element, Vernatherm | 43. *Washer, Insulator |
| 21. *Rod, Shutter Control - Upper | 44. *Sleeve, Insulator |
| 22. *Joint, Ball | 45. *Bracket |
| 23. *Spring, Shutter Return - Upper | 46. Plug, Dot Button |

+ - Assembly number in Model Data. Components in Accessory Section.

* - These parts listed in Accessory Section.



MODEL INDEX SECTION

1

CONTAINS THE FOLLOWING—

Index for JC INDUSTRIAL ENGINES

ALL DIAGONAL LINES (/) AND DASHES (-) APPEARING IN THE MODEL DESIGNATION MUST BE IGNORED IN THIS INDEX SECTION.

(Typical Model JC-MS/1797S with dash and diagonal line removed: JCMS1797S).

Explanation of listing sequence:

Models are listed in alphabetical order.

Whenever the alphabetical order is disturbed by the appearance of a number, the number shall become the prime factor (numerically). When the numbers have been exhausted by the appearance of a letter the same alphabetical sequence will again result, until the next number is apparent.

Follow the steps, in table, in proper order.

EXHAUST IN THIS ORDER

1ST STEP	2ND STEP	3RD STEP	4TH STEP	5TH STEP	6TH STEP	7TH STEP
J	120	M	S	629	A	
J	120	M	S	V	969	G
J	120	S	1	F		
J	C	F	1008	R		
J	C	M	F	1160	S	
J	C	M	S	866	S	
J	C	S	1	T		

MODEL INDEX SECTION

PLANT MODEL	MODEL DATA PAGE	PLANT MODEL	MODEL DATA PAGE	PLANT MODEL	MODEL DATA PAGE
J120-F/1432G	2	J120-MS/1057F	9	JC-MS/1870S	16
J120-MF/1309P	2	J120-MS/1084F	9	JC-MS/1889S	16
J120-MF/1390G	2	J120-MS/1087F	9	JC-MS/1890S	16
J120-MS/1A	2	J120-MS/1127F	9	JC-MS/1901S	16
J120-MS/308A	2	J120-MS/1127P	10	JC-MS/1904S	16
J120-MS/1629A	2	J120-MS/1164F	10	JC-MS/1911S	17
J120-MS/629D	2	J120-MS/1170F	10	JC-MS/1914S	17
J120-MS/629F	2	J120-MS/1176F	10	JC-MS/1915S	17
J120-MS/629P	2	J120-MS/1176G	10	JC-MS/2038S	17
J120-MS/762B	2	J120-MS/1199F	10	JC-MS/2061S	17
J120-MS/763A	2	J120-MS/1215G	10	JC-MS/2088S	17
J120-MS/770A	2	J120-MS/1238G	10	JC-MS/2091S	18
J120-MS/770C	2	J120-MS/1275G	10	JC-MS/2228S	18
J120-MS/770D	2	J120-MS/1288C	10	JC-MS/2257T	18
J120-MS/770P	2	J120-MS/1293G	10	JC-S/1R	18
J120-MS/771D	2	J120-MS/1309P	11	JC-S/1S	18
J120-MS/771G	2	J120-MS/1335G	11	JC-S/1T	18
J120-MS/798B	2	J120-MS/1364G	11		
J120-MS/804B	2	J120-MS/1463P	11		
J120-MS/807B	3	J120-MS/1508P	11		
J120-MS/807C	3	J120-MS/1517P	11		
J120-MS/807D	3	J120-MS/2349A	12		
J120-MS/810B	3	J120-MS/2461A	12		
J120-MS/846C	3	J120-MSV/969G	12		
J120-MS/861D	3	J120-S/1A	12		
J120-MS/882D	3	J120-S/1B	12		
J120-MS/894D	3	J120-S/1C	12		
J120-MS/900D	4	J120-S/1D	12		
J120-MS/907D	4	J120-S/1F	12		
J120-MS/921D	4	J120-S/1P	13		
J120-MS/930D	4	J120-S/962E	13		
J120-MS/938D	4	J120-S/967F	13		
J120-MS/942D	4	J120-S/968E	13		
J120-MS/944D	5	JC-F/1008R	13		
J120-MS/949D	5	JC-MF/1084S	13		
J120-MS/949F	5	JC-MF/1160S	13		
J120-MS/955D	5	JC-MF/1163S	13		
J120-MS/955E	5	JC-MF/1724R	13		
J120-MS/958D	5	JC-MF/1785R	14		
J120-MS/969E	5	JC-MF/1785S	14		
J120-MS/969F	6	JC-MF/1807S	14		
J120-MS/969G	6	JC-MF/2175S	14		
J120-MS/983E	7	JC-MF/2254T	14		
J120-MS/983F	7	JC-MS/629R	15		
J120-MS/984E	7	JC-MS/866S	15		
J120-MS/1002E	7	JC-MS/1019S	15		
J120-MS/1002G	7	JC-MS/1044R	15		
J120-MS/1013E	7	JC-MS/1669R	15		
J120-MS/1019E	8	JC-MS/1685P	15		
J120-MS/1019F	8	JC-MS/1685R	15		
J120-MS/1019P	8	JC-MS/1686G	15		
J120-MS/1032F	8	JC-MS/1690R	15		
J120-MS/1036F	8	JC-MS/1785R	15		
J120-MS/1044F	8	JC-MS/1797S	15		
J120-MS/1051F	8	JC-MS/1851S	16		

MODEL DATA SECTION

CONTAINS THE FOLLOWING—

DATA FOR JC SERIES INDUSTRIAL ENGINES.

PARTS LISTED UNDER EACH MODEL IN THIS SECTION, HEADED CONTROL, ENGINE, ETC., ARE SPECIAL PARTS FOR THIS MODEL ONLY AND SHOULD BE USED IN LIEU OF STANDARD PARTS. OTHER PARTS ARE STANDARD AND SHOULD BE SELECTED FROM THE APPROPRIATE ENGINE OR CONTROL SECTION.

MODELS ARE NOT NECESSARILY LISTED IN ANY SPECIFIC ORDER ON MODEL DATA PAGES.

MODEL DATA SECTION

J120-F/1432G

Engine - Spec G-S
 113-111 Piston Ring Set (4)
 104E460 Crankshaft
 190C253 Clutch Drive Flange
 190D251 Clutch Housing

J120-MF/1309P

Control - Code 17(W.D.622B135)
 Engine - Spec P-MS
 Flywheel Charging Alternator
 Variable Speed Governor
 Clutch Assembly
 306A195 Solenoid Mounting
 Plate
 134C1371 Blower Housing
 508-71 Blower Housing Grommet
 332A872 Terminal Block Marker
 Strip
 140C645 Air Cleaner Adapter

J120-MF/1390G

Control - Code 23(W.D.622B170)
 Engine - Spec G-MS
 Flywheel Charging Alternator
 Clutch Assembly
 Variable Speed Governor
 *162A242 Magneto Assembly
 309A183 Low Oil Pressure
 Cut-Off Switch
 307B40 Start Solenoid
 306A195 Solenoid Bracket

J120-MS/1A

Engine - Spec A-MS

J120-MS/308A

Control - Code 1(W.D.622A73)
 Engine - Spec A-MS
 6 Ball Governor

J120-MS/629A

Control - Code 1(W.D.622A73)
 Engine - Spec A-MS
 6 Ball Governor

J120-MS/629D

Control - Code 1(W.D.622A73)
 Engine - Spec D-MS

J120-MS/629F

Control - Code 1(W.D.622A73)
 Engine - Spec F-MS

J120-MS/629P

Control - Code 1(W.D.622A73)
 Engine - Spec P-MS

J120-MS/762B

Engine - Spec B-MS
 102E476 Oil Base
 *151C201 Speed Governor Assembly
 *143B246 Carburetor Assembly
 145A310 Carburetor Throttle Arm
 Extension
 150B880 Carburetor Governor Rod

J120-MS/762B (Cont.)

105E224 Camshaft
 105B202 Camshaft Gear
 103C263 Gearcase Cover
 517P71 Gearcase Cover Core
 Hole Plug
 146P83 Gearcase Cover
 Restricting Cup
 104E460 Crankshaft
 134A1230 Cylinder Shroud
 Bottom Panel
 134D1178 Blower Housing Grille

J120-MS/763A

Engine - Spec A-MS
 Variable Speed Governor
 *162A242 Magneto Assembly
 102E476 Oil Base
 104B460 Crankshaft
 520A429 Cylinder Head Stud(2)
 149C805 Fuel Pump
 502-65 Fuel Pump Outlet Elbow
 167A1396 Spark Plug Cable -
 22-1/2" (2)
 167A1379 Spark Plug Cable - 17"
 167A1381 Spark Plug Cable -
 28-1/2"
 509P18 Spark Plug Cable "O"
 Ring
 167-28 Spark Plug (4)
 231E99 Generator Adapter

J120-MS/770A

Control - Code 2(W.D.622B76)
 Engine - Spec A-MS
 Variable Speed Governor
 Flywheel Charging Alternator
 10 Ball Governor

J120-MS/770C

Control - Code 2(W.D.622B76)
 Engine - Spec C-MS
 Variable Speed Governor
 Flywheel Charging Alternator
 134B1216 Blower Housing
 508P71 Blower Housing Grommet
 517-12 Blower Housing Dot
 Button Plug

J120-MS/770D

Control - Code 7(W.D.622B95)
 Engine - Spec D-MS
 Variable Speed Governor
 Flywheel Charging Alternator
 134C1371 Blower Housing
 508-71 Blower Housing Grommet
 517-12 Blower Housing Dot
 Button Plug

J120-MS/770P

Control - Code 7(W.D.622B95)
 Engine - Spec P-MS
 Flywheel Charging Alternator
 Variable Speed Governor
 134C1371 Blower Housing
 508-71 Blower Housing Grommet

J120-MS/770P (Cont.)

517/12 Blower Housing Dot
 Button Plug

J120-MS/771D

Control - Code 7(W.D.622B95)
 Engine - Spec D-MS
 Flywheel Charging Alternator
 134B1216 Blower Housing
 508P71 Blower Housing Grommet
 517-12 Blower Housing Dot
 Button Plug

J120-MS/771G

Control - Code 7(W.D.622B95)
 Engine - Spec G-MS
 Flywheel Charging Alternator
 134B1216 Blower Housing
 508P71 Blower Housing Grommet
 517-12 Blower Housing Dot
 Button Plug

J120-MS/798B

Control - Code 3(W.D.622A77)
 Engine - Spec B-MS
 *143B243 Carburetor (Gas)
 *191C416 Starter Motor Assembly
 *162A242 Magneto Assembly
 110A1329 Cylinder Block
 104E478 Crankshaft
 509-93 Starter Motor "O"
 Ring
 323-110 Starter Motor
 Receptacle - 15A.,
 125V.
 104C469 Flywheel
 191A342 Idler Gear Pedestal
 and Shaft Assembly
 191A347 Idler Gear and
 Bushing Assembly
 518-196 Retaining Ring
 526-175 Thrust Washer
 191C353 Crankshaft Starter
 Gear
 518-197 Starter Gear Retaining
 Ring (2)
 191B356 Starter Gear Stamped
 Bearing (2)
 191B355 Starter Gear Clutch
 167A1396 Spark Plug Cable -
 22-1/2" (2)
 167A1379 Spark Plug Cable - 17"
 167A1381 Spark Plug Cable -
 28-1/2"
 509P18 Spark Plug Cable "O"
 Ring

J120-MS/804B

Control - Code 4(W.D.622A80)
 Engine - Spec B-MS
 *151C201 Speed Governor Assembly
 *143B246 Carburetor Assembly
 102E476 Oil Base
 104E460 Crankshaft
 105E224 Camshaft
 105B202 Camshaft Gear

MODEL DATA SECTION

3

J120-MS/804B (Cont.)

103Q263 Gearcase
517P71 Gearcase Core Hole
Plug
134A1230 Cylinder Shroud Bottom
Panel

J120-MS/807B

Control - Code 4(W.D.622A80)
Engine - Spec B-MS
*134D1234 Air Shutter Assembly
*151C201 Speed Governor
Assembly
*143B246 Carburetor Assembly
105E224 Camshaft
105B202 Camshaft Gear
134D1230 Cylinder Shroud
Bottom Panel
102B476 Oil Base
104E460 Crankshaft
103E263 Gearcase
146P83 Gearcase Restricting
Cup
517P71 Gearcase Core Hole
Plug
103C219 Gearcase Gasket
517-21 Dot Button Plug - For
7/8" Hole
517-75 Dot Button Plug - For
1-3/16" Hole
505-54 Manifold Pipe Plug -
1/4"

J120-MS/807C

Control - Code 4(W.D.622A80)
Engine - Spec C-MS
*151C201 Speed Governor
Assembly
*134D1234 Air Shutter Assembly
102E476 Oil Base
104E460 Crankshaft
105B202 Camshaft Gear
105E242 Camshaft
103E263 Gearcover
517P71 Gearcover Core Hole
Plug
150A890 Governor Linkage
145A310 Carburetor Throttle
Arm Extension
134D1230 Air Cylinder Panel
517-21 Dot Button Plug - For
7/8" Hole
517-75 Dot Button Plug - For
1-3/16" Hole

J120-MS/807D

Control - Code 4(W.D.622A80)
Engine - Spec D-MS
*151C201 Speed Governor
Assembly
*134D1234 Air Shutter Assembly
102E476 Oil Base
104E460 Crankshaft
105B202 Camshaft Gear
105E242 Camshaft
103E263 Gearcover
517P71 Gearcover Core Hole
Plug

J120-MS/807D (Cont.)

150A890 Governor Linkage
145A310 Carburetor Throttle
Arm Extension
505-54 Manifold Pipe Plug -
1/4"
134D1230 Air Cylinder Panel
517-21 Dot Button Plug -
For 7/8" Hole
517-75 Dot Button Plug -
For 1-3/16" Hole

J120-MS/810B

Engine - Spec B-MS
*191C150 Starter Motor
Assembly
*143B243 Carburetor (Gas)

J120-MS/846C

Control - Code 5(W.D.622B86)
Engine - Spec C-MS
Flywheel Charging Alternator
*191C324 Starter Motor
Assembly
*134D1234 Air Shutter Assembly
231E99 Generator Adapter
102E476 Oil Base
104E460 Crankshaft
123-865 Breather Tube Filter
191A365 Starter Support
Bracket
505-54 Intake Manifold Pipe
Plug - 1/4"
140C645 Air Cleaner Adapter
(Air Cleaner Outlet)
140A584 Air Cleaner Adapter
Gasket
134B1216 Blower Housing
508P71 Blower Housing
Grommet
517-12 Blower Housing Dot
Button Plug
134A1230 Cylinder Shroud Pan
134D1178 Blower Housing Grille
134A1261 Air Shutter Cover
Plate

J120-MS/861D

Engine - Spec D-MS
*191C324 Starter Motor
Assembly
104B628 Flywheel
140C645 Air Cleaner Adapter
140A584 Air Cleaner Adapter
Gasket
134D1235 Air Outlet Duct

J120-MS/882D

Control - Code 6(W.D.622B94)
Engine - Spec D-MS
Flywheel Charging Alternator
*143B243 Carburetor (Gas)
*162A242 Magneto Assembly
*191B453 Starter Motor
Assembly
191C353 Crankshaft Starter
Gear

J120-MS/882D (Cont.)

518-197 Starter Gear
Retaining Ring(2)
191B356 Starter Gear
Stamped Bearing(2)
191B355 Starter Gear Clutch
102A508 Oil Base
104E478 Crankshaft
113-111 Piston Ring Set (4)
103C252 Gearcover Assembly
191A457 Idler Gear and
Bushing Assembly
191A342 Idler Gear Pedestal
& Shaft Assembly
509-93 "O" Ring - 1-13/16"
O.D.
526-175 Thrust Washer -
41/64" I.D.
518-196 Retaining Ring - For
5/8" Dia. Shaft
120B645 Rocker Box Cover
Oil Line
120A606 Oil Line from Oil
Filter Adapter to
No. 1 Cylinder Head
502A274 Oil Line Inverted
Male Connector
502-37 Oil Filter Adapter
Elbow (3/16 Tube)
150A814 Governor Bracket &
Cover Plate
134B1216 Blower Housing
508P71 Blower Housing
Grommet
517-12 Blower Housing Dot
Button Plug - For
5/8" Hole
134D1270 Air Outlet Duct
191B471 Flywheel

J120-MS/894D

Control - Code 8(W.D.622B96)
Code 35(W.D.625B229)
Engine - Spec D-MS
*143B243 Carburetor (Gas)
*191C416 Starter Motor Assembly
*166A349 Distributor Assembly
104A242 Crankshaft
160B816 Flywheel
113-111 Piston Ring Set (4)
120B645 Rocker Box Cover
Oil Line (2)
120A606 Oil Line from Oil
Filter Adapter to
No. 1 Cylinder Head
502A274 Oil Line Inverted
Male Connector
502-37 Oil Filter Adapter
Elbow (3/16 Tube)
122A193 Oil Filter
103C252 Gearcover Assembly
191A347 Idler Gear & Bushing
Assembly
191A342 Idler Gear Pedestal
& Shaft Assembly
509-93 "O" Ring - 1-13/16"
O.D.

* - See Accessory Section for Component Parts

MODEL DATA SECTION

J120-MS/894D (Cont.)

518-196	Retaining Ring - For 5/8" Dia. Shaft
526-175	Thrust Washer - 41/64" I.D.
191C353	Crankshaft Starter Gear
518-197	Starter Gear Retaining Ring (2)
191B356	Starter Gear Stamped Bearing (2)
191B355	Starter Gear Clutch
150A814	Governor Bracket & Cover Plate
160C792	Ignition Coil
160B682	Ignition Coil Clamp
160D1083	Ignition Breaker Plate
510P83	Ignition Breaker Plate 1/8" Dia. Steel Ball Plug
309A140	Breaker Plate Plunger
160A1143	Breaker Plate Plunger Diaphragm
309A134	Breaker Plate Switch Assembly
160A720	Ignition Timing Control Spacer
160A773	Thrust Plunger Spring
160A774	Thrust Plunger
160A806	Ignition Plunger Thrust Disc
160B719	Ignition Timing Control Cover
895-101	Harness Support (2)
520A347	Stud - #10-32 NF Thread x 1-5/8" Long
856-11	Wing Nut - 3/8"
160B707	Ignition Timing Control Assembly
160A711	Ignition Timing Control Spring (2) - Included in Ignition Timing Control Assembly
160A742	Pulse Coil Backplate & Magnet Core
160A804	Pulse Coil & Lead Assembly
508-31	Coil Backplate Grommet
300C272	Electronic Ignition Chassis Assembly - Complete - For Component Parts See Wiring Diagram 625B229

J120-MS/900D

Control - Code 9(W.D.622B99)	
Engine - Spec D-MS	
Flywheel	Charging Alternator
*191C324	Starter Motor Assembly
191A365	Starter Support Bracket
140C645	Air Cleaner Adapter

J120-MS/900D (Cont.)

140A584	Air Cleaner Adapter Gasket
104B460	Crankshaft
134B1216	Blower Housing
508P71	Blower Housing Grommet
517-12	Blower Housing Dot Button Plug - 5/8"
140B648	Air Cleaner Mounting Bracket
150A814	Governor Bracket & Cover Plate

J120-MS/907D

Control - Code 10(W.D.622B100)	
Engine - Spec D-MS	
*140K677	Oil Bath Air Cleaner
140B648	Air Cleaner Bracket
309A169	Low Oil Pressure Cut-Off Switch
134C1357	Blower Housing
160B707	Ignition Timing Control Assembly
160A711	Ignition Timing Control Spring (2) - Included in Ignition Timing Control Assembly
856-11	Wing Nut - 3/8"
520A347	Stud - #10-32 NF Thread x 1-5/8" Long
160A806	Ignition Plunger Thrust Disc
160B719	Ignition Timing Control Cover
160A774	Thrust Plunger
160A773	Thrust Plunger Spring
160A720	Ignition Timing Control Spacer
160D1083	Ignition Breaker Plate
510P83	Ignition Breaker Plate 1/8" Dia. Steel Ball Plug
309A140	Breaker Plate Plunger
160A1143	Breaker Plate Plunger Diaphragm
309A134	Breaker Plate Switch Assembly
134D1235	Air Outlet Duct
320B104	Cranking Limiter
304-217	Fixed Resistor - 1-Ohm, 10 Watt

J120-MS/921D

Control - Code 11(W.D.622B101)	
Engine - Spec D-MS	
Flywheel	Charging Alternator
*191C324	Starter Motor Assembly
191A365	Starter Support Bracket
104B460	Crankshaft
309A169	Low Oil Pressure Cut-Off Switch
134D1235	Air Outlet Duct
134B1216	Blower Housing
508P71	Blower Housing Grommet

J120-MS/921D (Cont.)

517-12	Blower Housing Dot Button Plug - 5/8"
150A814	Governor Bracket & Cover Plate
160B707	Ignition Timing Control Assembly
160A711	Ignition Timing Control Spring (2) - Included in Ignition Timing Control Assembly
856-11	Wing Nut - 3/8"
520A347	Stud - #10-32 NF Thread x 1-5/8" Long
160A806	Ignition Plunger Thrust Disc
160B719	Ignition Timing Control Cover
160A774	Thrust Plunger
160A773	Thrust Plunger Spring
160A720	Ignition Timing Control Spacer
160A1083	Ignition Breaker Plate
510P83	Ignition Breaker Plate 1/8" Dia. Steel Ball Plug
309A140	Breaker Plate Plunger
160A1143	Breaker Plate Plunger Diaphragm
309A134	Breaker Plate Switch Assembly
320-104	Cranking Limiter
304-217	Fixed Resistor - 1-Ohm, 10 Watt

J120-MS/930D

Control - Code 7(W.D.622B95)	
Engine - Spec D-MS	
Flywheel	Charging Alternator
Variable	Speed Governor
191C472	Flywheel
134C1371	Blower Housing
508-71	Blower Housing Grommet
517-12	Blower Housing Dot Button Plug - 5/8"

J120-MS/938D

Control - Code 7(W.D.622B95)	
Engine - Spec D-MS	
Flywheel	Charging Alternator
134B1216	Blower Housing
134D1178	Blower Housing Grille
508P71	Blower Housing Grommet
517-12	Blower Housing Dot Button Plug - 5/8"

J120-MS/942D

Control - Code 7(W.D.622B95)	
Engine - Spec D-MS	
Variable	Speed Governor
Flywheel	Charging Alternator
104E460	Crankshaft

MODEL DATA SECTION

5

J120-MS/942D (Cont.)

140C645 Air Cleaner Adapter
140A584 Air Cleaner Adapter
Gasket

J120-MS/944D

Control - Code 7(W.D.622B95)
Engine - Spec D-MS
Variable Speed Governor
Flywheel Charging Alternator
104E460 Crankshaft
134C1371 Blower Housing
508-71 Blower Housing
Grommet
140C645 Air Cleaner Adapter
140A584 Air Cleaner Adapter
Gasket
140B648 Air Cleaner Bracket
134D1235 Air Outlet Duct

J120-MS/949D

Control - Code 1(W.D.622A73)
Engine - Spec D-MS
104C559 Flywheel

J120-MS/949F

Control - Code 1(W.D.622A73)
Engine - Spec F-MS
104B569 Flywheel

J120-MS/955D

Control - Code 12(W.D.622B105)
Engine - Spec D-MS
Flywheel Charging Alternator
Two Speed Governor
134C1371 Blower Housing
508P71 Blower Housing
Grommet
134D1178 Blower Housing Grille

J120-MS/955E

Control - Code 12(W.D.622B105)
Engine - Spec E-MS
Flywheel Charging Alternator
Two Speed Governor
134C1371 Blower Housing
508P71 Blower Housing
Grommet
134D1178 Blower Housing Grille

J120-MS/958D

Control - Code 14(W.D.622B112)
Code 36(W.D.625C473)
Engine - Spec D-MS
Two Speed Governor
*191C416 Starter Motor Assembly
*143B243 Carburetor (Gas)
*166B349 Distributor Assembly
104E477 Crankshaft
113-111 Piston Ring Set (4)
191C353 Crankshaft Starter
Gear
518-197 Starter Gear
Retaining Ring (2)
191B356 Starter Gear Stamped
Bearing
191B355 Starter Gear Clutch
134C1357 Blower Housing

J120-MS/958D (Cont.)

134D1270 Air Outlet Duct
103C252 Gearcover Assembly
502-37 Oil Filter Adapter
Elbow (3/16 Tube)
122A193 Oil Filter
160B816 Flywheel
512C44 Drive Coupling
120B645 Rocker Box Cover Oil
Line (2)
120A606 Oil Line from Oil
Filter Adapter to
No. 1 Cylinder Head
502A274 Oil Line Inverted Male
Connector
191A347 Idler Gear & Bushing
Assembly
191A342 Idler Gear Pedestal &
Shaft Assembly
509-93 "O" Ring - 1-13/16"
O.D.
518-196 Retaining Ring - For
5/8" Dia. Shaft
526-175 Thrust Washer -
41/64" I.D.
150A913 Governor Bracket &
Cover Plate
160D1083 Ignition Breaker Plate
510P83 Ignition Breaker Plate
1/8" Dia. Steel Ball
Plug
309A140 Breaker Plate Plunger
160A1143 Breaker Plate Plunger
Diaphragm
309A134 Breaker Plate Switch
Assembly
160A720 Ignition Timing
Control Spacer
160A773 Thrust Plunger Spring
160A774 Thrust Plunger
160A806 Ignition Plunger
Thrust Disc
160B719 Ignition Timing
Control Cover
895-101 Harness Support (2)
520A347 Stud - #10-32 NF
Thread x 1-5/8" Long
856-11 Wing, Nut - 3/8"
160B707 Ignition Timing
Control Assembly
160A711 Ignition Timing
Control Spring (2) -
Included in Ignition
Timing Control
Assembly
160C792 Ignition Coil
160B682 Ignition Coil Clamp
160A742 Pulse Coil Backplate
& Magnet Core
306A157 Pulse Coil & Lead
Assembly
508-31 Pulse Coil Backplate
Grommet
148C115 Gas Regulator
300C297 Electronic Ignition
Chassis Assembly -
Complete -

J120-MS/958D (Cont.)

300C297 (Cont.) For Component
Parts see Wiring
Diagram 625C473

J120-MS/969E

Control - Code 14(W.D.622B112)
Code 36(W.D.625C473)
Engine - Spec E-MS
*143B243 Carburetor Assembly
(Gas)
*191B416 Starter Motor Assembly
*166A349 Distributor Assembly
104E477 Crankshaft
102F527 Oil Base - Top Half
102E529 Oil Base - Bottom Half
102C528 Oil Base Halves Gasket
160D816 Flywheel
113-111 Piston Ring Set
123A796 Oil Level Indicator &
Cap Assembly
120B626 Rocker Box Cover Oil
Line (2)
120A606 Oil Line from Oil
Filter Adapter to
No. 1 Cylinder Head
502A274 Oil Line Inverted Male
Connector
120B613 Oil Pump Pickup Cup
& Line Assembly
122C235 Oil Filter Adapter
309P98 Oil Pressure Switch
502-275 Oil Filter Adapter 45°
Inverted Male Elbow
(2)
505-98 Oil Pressure Gauge
1/8 Nipple
505-26 Oil Pressure Gauge
1/8 Pipe Coupling
122A193 Oil Filter
122A236 Oil Filter Adapter
Gasket
103C252 Gearcover Assembly
103C219 Gearcover Gasket
191C353 Crankshaft Starter
Gear
518-197 Starter Gear Retaining
Ring (2)
191B356 Starter Gear Stamped
Bearing
191B355 Starter Gear Clutch
191A347 Idler Gear & Bushing
Assembly
191A342 Idler Gear Pedestal
& Shaft Assembly
509-93 "O" Ring - 1-13/16"
O.D.
518-196 Retaining Ring - For
5/8" Dia. Shaft
526-175 Thrust Washer -
41/64" I.D.
503-159 Fuel Hose - 34" Long
503P32 Fuel Hose Clamp
148C115 Gas Regulator
150A814 Governor Bracket &
Cover Plate

* - See Accessory Section for Component Parts

MODEL DATA SECTION

J120-MS/969E (Cont.)

160D1083	Ignition Breaker Plate
510P83	Ignition Breaker Plate 1/8" Dia. Steel Ball Plug
309A140	Breaker Plate Plunger
160A1143	Breaker Plate Plunger Diaphragm
309A134	Breaker Plate Switch Assembly
160A720	Ignition Timing Control Spacer
160A773	Thrust Plunger Spring
160A774	Thrust Plunger
160A806	Ignition Plunger Thrust Disc
160B719	Ignition Timing Control Cover
509A96	"O" Ring - 1-1/16" O.D.
895-101	Harness Support (2)
520A347	Stud - #10-32 NF Thread x 1-5/8" Long
856-11	Wing Nut - 3/8"
160B707	Ignition Timing Control Assembly
160C792	Ignition Coil
160A624	Ignition Coil Bracket
167A1071	Coil to Ground Lead
160A742	Pulse Coil Backplate & Magnet Core
306A157	Pulse Coil & Lead Assembly
508-31	Pulse Coil Backplate Grommet
134B1478	Blower Housing and Scroll
512C44	Drive Coupling
515-6	Woodruff Key - 7/8" Dia. x 1/4"
300C297	Electronic Ignition Chassis Assembly - Complete - For Com- ponent Parts See Wiring Diagram 625C473

J120-MS/969F

Control -	Code 14(W.D.622B112) Code 36(W.D.625C473)
Engine -	Spec F-MS
*143B243	Carburetor Assembly (Gas)
*191B416	Starter Motor Assembly
*166A349	Distributor Assembly
104E477	Crankshaft
102F527	Oil Base - Top Half
102E529	Oil Base - Bottom Half
102C528	Oil Base Halves Gasket
160D816	Flywheel
113-111	Piston Ring Set
123A796	Oil Level Indicator & Cap Assembly
503A446	Hose Clamp (2) 13/16
120B626	Rocker Box Cover Oil Line (2)

J120-MS/969F (Cont.)

120A606	Oil Line from Oil Filter Adapter to No. 1 Cylinder Head
502A274	Oil Line Inverted Male Connector
120B613	Oil Pump Pickup Cup & Line Assembly
122C235	Oil Filter Adapter
309P98	Oil Pressure Switch
502-275	Oil Filter Adapter 45° Inverted Male Elbow (2)
505-98	Oil Pressure Gauge 1/8 Nipple
505-26	Oil Pressure Gauge 1/8 Pipe Coupling
122A193	Oil Filter
122A236	Oil Filter Adapter Gasket
103C252	Gearcover Assembly
191C353	Crankshaft Starter Gear
518-197	Starter Gear Retaining Ring (2)
191B356	Starter Gear Stamped Bearing
191B355	Starter Gear Clutch
191A347	Idler Gear & Bushing Assembly
191A342	Idler Gear Pedestal & Shaft Assembly
509-93	"O" Ring - 1-13/16" O.D.
518-196	Retaining Ring - For 5/8" Dia. Shaft
526-175	Thrust Washer - 41/64" I.D.
503-159	Fuel Hose - 34" Long
503P32	Fuel Hose Clamp
148C115	Gas Regulator
150A814	Governor Bracket & Cover Plate
160D1083	Ignition Breaker Plate
510P83	Ignition Breaker Plate 1/8" Dia. Steel Ball Plug
309A140	Breaker Plate Plunger
160A1143	Breaker Plate Plunger Diaphragm
309A134	Breaker Plate Switch Assembly
160A720	Ignition Timing Control Assembly
160A773	Thrust Plunger Spring
160A774	Thrust Plunger
160A806	Ignition Plunger Thrust Disc
160B719	Ignition Timing Control Cover
509A96	"O" Ring - 1-1/16" O.D.
895-101	Harness Support (2)
520A347	Stud - #10-32 NF Thread x 1-5/8" Long
856-11	Wing Nut - 3/8"
160B707	Ignition Timing Control Assembly

J120-MS/969F (Cont.)

160C346	Ignition Coil
160A962	Ignition Coil Clamp
167A1071	Coil to Ground Lead
160A742	Pulse Coil Backplate & Magnet Core
306A157	Pulse Coil & Lead Assembly
508-31	Pulse Coil Backplate Grommet
134B1478	Blower Housing & Scroll
512A47	Drive Coupling
515-6	Woodruff Key - 7/8" Dia. x 1/4"
300C297	Electronic Ignition Chassis Assembly - Complete - For Com- ponent Parts See Wiring Diagram 625C473

J120-MS/969G

Control -	Code 14(W.D.622B112) Code 37(W.D.625B584)
Engine -	Spec G-MS
*143B243	Carburetor Assembly (Gas)
*191B416	Starter Motor Assembly
*166A349	Distributor Assembly
104E477	Crankshaft
102F527	Oil Base - Top Half
102E529	Oil Base - Bottom Half
102C528	Oil Base Halves Gasket
160D816	Flywheel
113-111	Piston Ring Set
123A796	Oil Level Indicator & Cap Assembly
503A446	Hose Clamp (2) 13/16
120B626	Rocker Box Cover Oil Line (2)
120A606	Oil Line from Oil Filter Adapter to No. 1 Cylinder Head
502A274	Oil Line Inverted Male Connector
120B613	Oil Pump Pickup Cup & Line Assembly
122C235	Oil Filter Adapter
309P98	Oil Pressure Switch
502-275	Oil Filter Adapter 45° Inverted Male Elbow (2)
505-98	Oil Pressure Gauge 1/8 Nipple
505-26	Oil Pressure Gauge 1/8 Pipe Coupling
122A193	Oil Filter
122A236	Oil Filter Adapter Gasket
103C252	Gearcover Assembly
191C353	Crankshaft Starter Gear
518-197	Starter Gear Retaining Ring (2)

* - See Accessory Section for Component Parts

MODEL DATA SECTION

7

J120-MS/969G (Cont.)

191B356 Starter Gear Stamped Bearing
191B355 Starter Gear Clutch
191A347 Idler Gear & Bushing Assembly
191A342 Idler Gear Pedestal & Shaft Assembly
509-93 "O" Ring - 1-13/16" O.D.
518-196 Retaining Ring - For 5/8" Dia. Shaft
526-175 Thrust Washer - 41/64" I.D.
503-159 Fuel Hose - 34" Long
503P32 Fuel Hose Clamp
148C115 Gas Regulator
150A814 Governor Bracket & Cover Plate
160D1083 Ignition Breaker Plate
510P83 Ignition Breaker Plate 1/8" Dia. Steel Ball Plug
309A140 Breaker Plate Plunger
160A1143 Breaker Plate Plunger Diaphragm
309A134 Breaker Plate Switch Assembly
160A720 Ignition Timing Control Assembly
160A773 Thrust Plunger Spring
160A774 Thrust Plunger
160A806 Ignition Plunger Thrust Disc
160B719 Ignition Timing Control Cover
509A96 "O" Ring - 1-1/16" O.D.
895-101 Harness Support (2)
520A347 Stud - #10-32 NF Thread x 1-5/8" Long
856-11 Wing Nut - 3/8"
160B707 Ignition Timing Control Assembly
160A711 Ignition Timing Control Spring (2) - Included in Ignition Timing Control Assembly
160C346 Ignition Coil
160A962 Ignition Coil Clamp
167A1071 Coil to Ground Lead
160A742 Pulse Coil Backplate & Magnet Core
306A157 Pulse Coil & Lead Assembly
508-31 Pulse Coil Backplate Grommet
134B1478 Blower Housing & Scroll
512A47 Drive Coupling
515-6 Woodruff Key - 7/8" Dia. x 1/4"
300C340 Electronic Ignition Chassis Assembly - Complete -

J120-MS/969G (Cont.)

300C340 (Cont.) For Component Parts See Wiring Diagram 625C473

J120-MS/983E

Control - Code 4(W.D.622A80)
Engine - Spec E-MS
*151C201 Speed Governor Assembly
*143B246 Carburetor Assembly
*134D1234 Air Shutter Assembly
150B880 Governor Linkage Rod
102E476 Oil Base
104E460 Crankshaft
105E242 Camshaft
105B202 Camshaft Gear
518-195 Camshaft Snap Ring
103E248 Gearcover
517P71 Gearcover Core Hole Plug
140C645 Air Cleaner Adapter
140A584 Air Cleaner Adapter Gasket
134A1230 Cylinder Shroud Panel
517-21 Dot Button Plug - For 7/8" Hole
517-75 Dot Button Plug - For 1-3/16" Hole

J120-MS/983F

Control - Code 4(W.D.622A80)
Engine - Spec F-MS
*151C201 Speed Governor Assembly
*134D1234 Air Shutter Assembly
*143B246 Carburetor Assembly
150B880 Governor Linkage Rod
102E476 Oil Base
104E460 Crankshaft
105E242 Camshaft
105B202 Camshaft Gear
518-195 Camshaft Snap Ring
103E248 Gearcover
517P71 Gearcover Core Hole Plug
140C645 Air Cleaner Adapter
140A584 Air Cleaner Adapter Gasket
134A1230 Cylinder Shroud Panel
517-21 Dot Button Plug - For 7/8" Hole
517-75 Dot Button Plug - For 1-3/16" Hole

J120-MS/984E

Control - Code 1(W.D.622A73)
Engine - Spec E-MS
104E460 Crankshaft

J120-MS/1002E

Control - Code 7(W.D.622B95)
Engine - Spec E-MS
Flywheel Charging Alternator
104E460 Crankshaft
134B1216 Blower Housing
508P71 Blower Housing Grommet
517-12 Blower Housing Dot Button Plug

J120-MS/1002G

Control - Code 7(W.D.622B95)
Engine - Spec G-MS
Flywheel Charging Alternator
104E460 Crankshaft
134B1216 Blower Housing
508P71 Blower Housing Grommet
517-12 Blower Housing Dot Button Plug

J120-MS/1013E

Control - Code 14(W.D.622B112)
Code 36(W.D.625C473)
Engine - Spec E-MS
Variable Speed Governor
*143B243 Carburetor Assembly (Gas)
*191B416 Starter Motor Assembly
*166A349 Distributor Assembly
104E477 Crankshaft
102F527 Oil Base - Top Half
102E529 Oil Base - Bottom Half
102C528 Oil Base Halves Gasket
160D816 Flywheel
113-111 Piston Ring Set
123A796 Oil Level Indicator & Cap Assembly
120B626 Rocker Box Cover Oil Line (2)
120A606 Oil Line from Oil Filter Adapter to No. 1 Cylinder Head
502A274 Oil Line Inverted Male Connector
120B613 Oil Pump Pickup Cup & Line Assembly
122C235 Oil Filter Adapter
309P98 Oil Pressure Switch
502-275 Oil Filter Adapter 45° Inverted Male Elbow (2)
505-98 Oil Pressure Gauge 1/8 Nipple
505-26 Oil Pressure Gauge 1/8 Pipe Coupling
122A193 Oil Filter
122A236 Oil Filter Adapter Gasket
103C252 Gearcover Assembly
103C219 Gearcover Gasket
191C353 Crankshaft Starter Gear
518-197 Starter Gear Retaining Ring (2)
191B356 Starter Gear Stamped Bearing
191B355 Starter Gear Clutch
191A347 Idler Gear & Bushing Assembly
191A342 Idler Gear Pedestal & Shaft Assembly
509-93 "O" Ring - 1-13/16" O.D.

MODEL DATA SECTION

J120-MS/1013E (Cont.)

518-196 Retaining Ring - For
5/8" Dia. Shaft
526-175 Thrust Washer -
1/16" I.D.
503-159 Fuel Hose - 34" Long
503P32 Fuel Hose Clamp
148C115 Gas Regulator
150A814 Governor Bracket &
Cover Plate
160D1083 Ignition Breaker Plate
510P83 Ignition Breaker Plate
1/8" Dia. Steel Ball
Plug
309A140 Breaker Plate Plunger
160A1143 Breaker Plate Plunger
Diaphragm
309A134 Breaker Plate Switch
Assembly
160A720 Ignition Timing
Control Spacer
160A773 Thrust Plunger Spring
160A774 Thrust Plunger
160A806 Ignition Plunger
Thrust Disc
160B719 Ignition Timing
Control Cover
509A96 "O" Ring - 1-1/16"
O.D.
895-101 Harness Support (2)
520A347 Stud - #10-32 NF
Thread x 1-5/8" Long
856-11 Wing, Nut - 3/8"
160B707 Ignition Timing
Control Assembly
160A711 Ignition Timing
Control Spring (2) -
Included in Ignition
Timing Control
Assembly
160A1071 Coil to Ground Lead
160A742 Pulse Coil Backplate
& Magnet Core
306A157 Pulse Coil & Lead
Assembly
508-31 Pulse Coil Backplate
Grommet - For 11/32"
Hole
160C792 Ignition Coil
160A624 Ignition Coil Bracket
134C1357 Blower Housing
134D1178 Blower Housing Grille
134D1270 Air Outlet Duct
512C44 Drive Coupling
515-6 Woodruff Key - 7/8"
Dia. x 1/4"
140C645 Air Cleaner Adapter
140A584 Air Cleaner Adapter
Gasket
300C297 Electronic Ignition
Chassis Assembly -
Complete - For Com-
ponent Parts See
Wiring Diagram
625C473

J120-MS/1019E

Control - Code 12(W.D.622B105)
Engine - Spec E-MS
Two Speed Governor (5 Ball)
Flywheel Charging Alternator
134C1371 Blower Housing
508P71 Blower Housing
Grommet
134D1178 Blower Housing Grille

J120-MS/1019F

Control - Code 12(W.D.622B105)
Engine - Spec F-MS
Two Speed Governor (5 Ball)
Flywheel Charging Alternator
134C1371 Blower Housing
508P71 Blower Housing Grommet
134D1178 Blower Housing Grille
150B836 Governor Arm
518-34 Governor Arm Snap Ring
870-83 Governor Adjusting
Stud Nut

J120-MS/1019P

Control - Code 12(W.D.622B105)
Engine - Spec P-MS
Two Speed Governor (5 Ball)
Flywheel Charging Alternator
134C1371 Blower Housing
508P71 Blower Housing Grommet
134D1178 Blower Housing Grille
150B836 Governor Arm
518-34 Governor Arm Snap Ring

J120-MS/1032F

Control - Code 15(W.D.622B124)
Engine - Spec F-MS
Clutch Assembly
Variable Speed Governor
Flywheel Charging Alternator
104E460 Crankshaft
134C1371 Blower Housing
508-71 Blower Housing Grommet
140C645 Air Cleaner Adapter
140A584 Air Cleaner Adapter
Gasket
338A270 High Temperature Switch
Wiring Harness
140B648 Air Cleaner Mounting
Bracket
306A195 Solenoid Mounting
Plate
309A174 High Temperature
Switch Bracket
307B367 Starter Solenoid
309A177 Low Oil Pressure
Cut-Off Switch

J120-MS/1036F

Control - Code 15(W.D.622B124)
Engine - Spec F-MS
Variable Speed Governor
Flywheel Charging Alternator
*134D1234 Air Shutter Assembly
134C1371 Blower Housing
508-71 Blower Housing Grommet

J120-MS/1036F (Cont.)

309A177 Low Oil Pressure
Cut-Off Switch
104E460 Crankshaft
190C253 Clutch Adapter
Flange
307B367 Starter Solenoid
306A195 Solenoid Mounting
Plate

J120-MS/1044F

Control - Code 16(W.D.622B126)
Engine - Spec F-MS
Flywheel Charging Alternator
134B1216 Blower Housing
508P71 Blower Housing Grommet
517-12 Blower Housing Dot
Button Plug
306A195 Solenoid Mounting
Plate
307B367 Starter Solenoid

J120-MS/1051F

Engine - Spec F-MS
*143B243 Carburetor Assembly
(Gas)
*191B416 Starter Motor Assembly
104E478 Crankshaft
102F527 Oil Base - Top Half
102E529 Oil Base - Bottom
Half
102C528 Oil Base Halves
Gasket
123A796 Oil Level Indicator
& Cap Assembly
517A83 Breather Hole Plug
113-111 Piston Ring Set
871-70 Air Cleaner Hold
Down Nut (2)
140A602 Air Cleaner Hold
Down Nut Washer (2)
120B626 Rocker Box Cover
Oil Line (2)
120A606 Oil Line from Oil
Filter Adapter to
No. 1 Cylinder Head
502A274 Oil Line Inverted
Male Connector
120B613 Oil Pump Pickup Cup
& Line Assembly
309A169 Low Oil Pressure
Cut-Off Switch
122A193 Oil Filter
103C252 Gearcover Assembly
191C353 Crankshaft Starter
Gear
518-197 Starter Gear
Retaining Ring (2)
191B356 Starter Gear Stamped
Bearing
191B355 Starter Gear Clutch
191A347 Idler Gear & Bushing
Assembly
191A342 Idler Gear Pedestal
& Shaft Assembly
509-93 "O" Ring - 1-13/16"
O.D.

MODEL DATA SECTION

9

J120-MS/1051F (Cont.)

518-196	Retaining Ring - For 5/8" Dia. Shaft
526-175	Thrust Washer - 41/64" I.D.
150A814	Governor Bracket & Cover Plate
160D1083	Ignition Breaker Plate
510P83	Ignition Breaker Plate 1/8" Dia. Steel Ball Plug
309A140	Breaker Plate Plunger
160A1143	Breaker Plate Plunger Diaphragm
309A134	Breaker Plate Switch Assembly
160A720	Ignition Timing Control Assembly
160A773	Thrust Plunger Spring
160A774	Thrust Plunger
160A806	Ignition Plunger Thrust Disc
160B719	Ignition Timing Control Cover
520A347	Stud - #10-32 NF Thread x 1-5/8" Long
856-11	Wing Nut - 3/8"
160B707	Ignition Timing Control Assembly
160A711	Ignition Timing Control Spring (2) - Included in Ignition Timing Control Assembly
336A333	Coil to Distributor Lead

J120-MS/1057F

Control - Code 14(W.D.622B112)	
Code 36(W.D.625C473)	
Engine - Spec F-MS	
Two Speed Governor	
*143B243	Carburetor Assembly (Gas)
*191B416	Starter Motor Assembly
*166B349	Distributor Assembly
104E478	Crankshaft
102F527	Oil Base - Top Half
102E529	Oil Base - Bottom Half
102C528	Oil Base Halves Gasket
123A796	Oil Level Indicator & Cap Assembly
160B816	Flywheel
113-111	Piston Ring Set
140C645	Air Cleaner Adapter
140A584	Air Cleaner Gasket Adapter
120B626	Rocker Box Cover Oil Line (2)
120A606	Oil Line from Oil Filter Adapter to No. 1 Cylinder Head
502A274	Oil Line Inverted Male Connector
120B613	Oil Pump Pickup Cup & Line Assembly
122C235	Oil Filter Adapter

J120-MS/1057F (Cont.)

502-275	Oil Filter Adapter 45° Inverted Male Elbow (2)
309P98	Oil Pressure Switch
505-26	Oil Pressure Switch 1/8 Pipe Coupling
505-98	Oil Pressure Switch 1/8 Nipple
122A236	Oil Filter Adapter Gasket
122A193	Oil Filter
103C252	Gearcover Assembly
191C353	Crankshaft Starter Gear
518-197	Starter Gear Retaining Ring (2)
191B356	Starter Gear Stamped Bearing
191B355	Starter Gear Clutch
191A347	Idler Gear & Bushing Assembly
191A342	Idler Gear Pedestal & Shaft Assembly
509-93	"O" Ring - 1-13/16" O.D.
518-196	Retaining Ring - For 5/8" Dia. Shaft
526-175	Thrust Washer - 41/64" I.D.
150A913	Governor Bracket & Cover Plate
160D1083	Ignition Breaker Plate
510P83	Ignition Breaker Plate 1/8" Dia. Steel Ball Plug
309A140	Breaker Plate Plunger
160A1143	Breaker Plate Plunger Diaphragm
309A134	Breaker Plate Switch Assembly
160A720	Ignition Timing Control Assembly
160A773	Thrust Plunger Spring
160A774	Thrust Plunger
160A806	Ignition Plunger Thrust Disc
160B719	Ignition Timing Control Cover
509A96	"O" Ring - 1-1/16" O.D.
895-101	Harness Support (2)
520A347	Stud - #10-32 NF Thread x 1-5/8" Long
856-11	Wing Nut - 3/8"
160B707	Ignition Timing Control Assembly
160A711	Ignition Timing Control Spring (2) - Included in Ignition Timing Control Assembly
160C346	Ignition Coil
160A962	Ignition Coil Clamp
167A1071	Coil to Ground Lead
160A742	Pulse Coil Backplate & Magnet Core

J120-MS/1057F (Cont.)

306A157	Pulse Coil & Lead Assembly
508-31	Pulse Coil Backplate Grommet
134C1357	Blower Housing
134D1270	Air Outlet Duct
134D1178	Blower Housing Grille
300C297	Electronic Ignition Chassis Assembly - Complete - For Component Parts See Wiring Diagram 625C473

J120-MS/1084F

Control - Code 17(W.D.622B135)	
Engine - Spec F-MS	
Variable Speed Governor	
Flywheel Charging Alternator Clutch Assembly	
134C1371	Blower Housing
508-71	Blower Housing Grommet
309A177	Low Oil Pressure Cut-Off Switch
307B367	Starter Solenoid
306A195	Solenoid Mounting Plate

J120-MS/1087F

Control - Code 17(W.D.622B135)	
Engine - Spec F-MS	
Flywheel Charging Alternator	
307B367	Starter Solenoid
309A177	Low Oil Pressure Cut-Off Switch
306A195	Solenoid Mounting Plate
134B1216	Blower Housing
508P71	Blower Housing Grommet
517-12	Blower Housing Dot Button Plug

J120-MS/1127F

Control - Code 18(W.D.622B141)	
Engine - Spec F-MS	
Flywheel Charging Alternator	
*134D1513	Air Shutter Assembly
191B471	Flywheel
134B1216	Blower Housing
508P71	Blower Housing Grommet
517-12	Blower Housing Dot Button Plug
309A104	Oil Pressure Switch - Closes at 5 lb. Increasing Pressure
309A169	Oil Pressure Switch - Closes at 14 lb. Descending Pressure
193-122	Oil Gauge
502-58	Oil Pressure Switches Tee

* - See Accessory Section for Component Parts

MODEL DATA SECTION

J120-MS/1127F (Cont.)

309P171 High Air Temperature Switch

J120-MS/1127P

Control - Code 25(W.D.622B203)
 Engine - Spec P-MS
 Flywheel Charging Alternator
 *134A1694 Air Shutter Assembly
 191B471 Flywheel
 134B1216 Blower Housing
 508P71 Blower Housing Grommet
 517-12 Blower Housing Dot
 Button Plug
 309A104 Oil Pressure Switch -
 Closes at 5 lb.
 Increasing Pressure
 309A169 Oil Pressure Switch -
 Closes at 14 lb.
 Descending Pressure
 502-58 Oil Pressure Switches
 Tee
 309P206 High Air Temperature
 Switch

J120-MS/1164F

Control - Code 20(W.D.622B152)
 Engine - Spec F-MS
 Flywheel Charging Alternator
 Variable Speed Governor (5 Ball)
 518-34 Governor Arm Snap Ring
 134C1371 Blower Housing
 508-71 Blower Housing Grommet
 332A537 Blower Housing
 Terminal Block
 517-12 Blower Housing Dot
 Button Plug
 134D1178 Blower Housing Grille

J120-MS/1170F

Control - Code 19(W.D.622B148)
 Engine - Spec F-MS
 Flywheel Charging Alternator
 Two Speed Governor
 *134D1234 Air Shutter Assembly
 134C1371 Blower Housing
 508P71 Blower Housing Grommet
 517-12 Blower Housing Dot
 Button Plug
 307B367 Starter Solenoid
 306A195 Solenoid Mounting
 Plate
 309A177 Low Oil Pressure
 Cut-Off Switch

J120-MS/1176F

Control - Code 17(W.D.622B135)
 Engine - Spec F-MS
 Variable Speed Governor
 Flywheel Charging Alternator
 134C1371 Blower Housing
 508-71 Blower Housing Grommet
 517-12 Blower Housing Dot
 Button Plug
 306A195 Solenoid Mounting Plate
 307B367 Starter Solenoid

J120-MS/1176F (Cont.)

309A177 Low Oil Pressure
 Cut-Off Switch

J120-MS/1176G

Control - Code 17(W.D.622B135)
 Engine - Spec G-MS
 Variable Speed Governor
 Flywheel Charging Alternator
 134C1371 Blower Housing
 508-71 Blower Housing Grommet
 517-12 Blower Housing Dot
 Button Plug
 306A195 Solenoid Mounting
 Plate
 307B367 Starter Solenoid
 309A177 Low Oil Pressure
 Cut-Off Switch

J120-MS/1199F

Control - Code 15(W.D.622B124)
 Engine - Spec F-MS
 Variable Speed 1 Spring
 Governor (5 Ball)
 Flywheel Charging Alternator
 *134D1234 Air Shutter Assembly
 *140K661 Carburetor Air Heater
 Kit (If Ordering
 Complete Kit, Order
 Kit No. *140K893)
 150B901 Gearcase Governor
 Shaft
 150A900 Gearcase Governor
 Shaft Spring Control
 Arm
 134B1216 Blower Housing
 508P71 Blower Housing Grommet
 517-12 Blower Housing Dot
 Button
 104E460 Crankshaft
 134C1508 Rear Cylinder Air
 Housing
 134B1592 Cylinder Air Housing
 Cover
 152A155 Governor Arm Swivel
 150C940 Governor Spring
 Bracket
 150A973 Governor Control Arm
 Assembly
 150A942 Governor Control
 Bracket Wire Clamp
 150A945 Governor Adjusting
 Stud
 151A206 Governor Spring
 152A41 Governor Control
 Tension Washer
 516-59 Governor Arm Swivel
 Lock Pin
 870-65 Governor Control Hug
 Lock Nut
 150A918 Governor Spring to
 Lever Screw
 307B367 Starter Solenoid
 309A177 Low Oil Pressure
 Cut-Off Switch

J120-MS/1215G

Control - Code 16(W.D.622B126)
 Engine - Spec G-MS
 Flywheel Charging Alternator
 134B1216 Blower Housing
 508P71 Blower Housing Grommet
 517-12 Blower Housing Dot
 Button Plug
 306A195 Solenoid Mounting Plate
 307B367 Starter Solenoid

J120-MS/1238G

Control - Code 21(W.D.622B155)
 Engine - Spec G-MS
 Flywheel Charging Alternator
 Thermo-Magnetic Choke
 *191D324 Starter Motor Assembly
 *134D1234 Air Shutter Assembly
 *143C304 Carburetor Assembly
 *140K677 Oil Bath Air Cleaner
 Kit
 113-111 Piston Ring Set
 134B1216 Blower Housing
 508P71 Blower Housing Grommet
 517-12 Blower Housing Dot
 Button Plug

J120-MS/1275G

Control - Code 7(W.D.622B95)
 Engine - Spec G-MS
 Flywheel Charging Alternator
 104E460 Crankshaft
 134B1216 Blower Housing
 508P71 Blower Housing Grommet
 517-12 Blower Housing Dot
 Button Plug

J120-MS/1288C

Control - Code 7(W.D.622B95)
 Engine - Spec C-MS
 Variable Speed Governor
 Flywheel Charging Alternator
 *191D324 Starter Motor Assembly
 *162A242 Magneto Assembly
 140C645 Air Cleaner Adapter
 140A584 Air Cleaner Adapter
 Gasket
 191A365 Rear Starter Support
 Bracket
 134C1371 Blower Housing
 508-71 Blower Housing Grommet
 517-12 Blower Housing Dot
 Button

J120-MS/1293G

Control - Code 22(W.D.622B159)
 Engine - Spec G-MS
 *143B318 Carburetor Assembly
 (Gas)
 *134D1613 Air Shutter Assembly
 120B626 Rocker Box Cover Oil
 Line (2)
 120A606 Oil Line from Oil
 Filter Adapter to
 No. 1 Cylinder Head
 502A274 Oil Line Inverted
 Male Connector

MODEL DATA SECTION

11

J120-MS/1293G (Cont.)

309A169	Low Oil Pressure Cut-Off Switch
502-37	Oil Line to Oil Filter Adapter Elbow (3/16 Tube)
191A320	Rear Starter Support Bracket
338B262	Starter to Control Harness
309A169	Low Oil Pressure Cut-Off Switch
304A217	Fixed Resistor - 1-Ohm, 10 Watt
320A104	Cranking Limiter
150A814	Governor Bracket & Cover Plate
160D1083	Ignition Breaker Plate
510P83	Ignition Breaker Plate 1/8" Dia. Steel Ball Plug
309A140	Breaker Plate Plunger
160A1143	Breaker Plate Plunger Diaphragm
309A134	Breaker Plate Switch Assembly
160A720	Ignition Timing Control Assembly
160A773	Thrust Plunger Spring
160A774	Thrust Plunger
160A806	Ignition Plunger Thrust Disc
160B719	Ignition Timing Control Cover
509A96	"O" Ring - 1-1/16" O.D.
416A96	Harness Support (2)
520A347	Stud - #10-32 NF Thread x 1-5/8" Long
856-11	Wing Nut - 3/8"
338B261	Ignition Breaker to Control Wiring Harness
312A99	Condenser
160B707	Ignition Timing Control Assembly
160A711	Ignition Timing Control Spring (2) - Included in Ignition Timing Control Assembly
167A1409	Spark Plug Cable - 12" - (3)
167A1410	Spark Plug Cable - 22-1/2"
102B482	Oil Base
333B102	Oil Base Heater
333B88	Oil Base Heater Box
333B87	Oil Base Heater Box Cover
508A100	Oil Base Heater Box Grommet
309A168	Oil Base Heater Thermostat
503-159	Fuel Hose - 34"
503P32	Fuel Hose Clamp

J120-MS/1293G (Cont.)

167A1426	Coil to Distributor Hi-Tension Lead Assembly - Includes Rubber Nipples & Suppressor
----------	---

J120-MS/1309P

Control - Code 16(W.D.622B126)	Engine - Spec P-MS
	Flywheel Charging Alternator
	Variable Speed Governor
	Clutch Assembly
104E460	Crankshaft
134C1371	Blower Housing
508-71	Blower Housing Grommet
517-12	Blower Housing Dot Button Plug
140C645	Air Cleaner Adapter
140A584	Air Cleaner Adapter Gasket
306A195	Solenoid Mounting Plate
307B367	Start Solenoid

J120-MS/1335G

Control - Code 17(W.D.622B135)	Engine - Spec G-MS
	Flywheel Charging Alternator
140C645	Air Cleaner Adapter
140A584	Air Cleaner Adapter Gasket
134B1216	Blower Housing
508P71	Blower Housing Grommet
517-12	Blower Housing Dot Button Plug
306A195	Solenoid Mounting Plate
307B367	Starter Solenoid
309A177	Low Oil Pressure Cut-Off Switch

J120-MS/1364G

Control - Code 23(W.D.622B170)	Engine - Spec G-MS
	Flywheel Charging Alternator
	Variable Speed Governor
*142A242	Magneto Assembly
191A365	Starter Support Bracket
134C1371	Blower Housing
508-71	Blower Housing Grommet
517-12	Blower Housing Dot Button Plug
309B183	Low Oil Pressure Cut-Off Switch
307B1046	Starter Solenoid
306A195	Solenoid Mounting Bracket

J120-MS/1463P

Control - Code 24(W.D.622B190)	Engine - Spec P-MS
	Flywheel Charging Alternator
	Variable Speed 1 Spring Governor (5 Ball)

J120-MS/1463P (Cont.)

152A155	Governor Arm Swivel
150C940	Governor Spring Bracket
150A973	Governor Control Arm Assembly
150A942	Governor Control Bracket Wire Clamp
150A945	Governor Adjusting Stud
151A206	Governor Spring
152A41	Governor Control Tension Washer
516-59	Governor Arm Swivel Lock Pin
870-65	Governor Control Hug Lock Nut
309A169	Low Oil Pressure Cut-Off Switch
134B1216	Blower Housing
508P71	Blower Housing Grommet
517-12	Blower Housing Dot Button
134B1592	Cylinder Air Housing Cover

J120-MS/1508P

Control - Code 16(W.D.622B126)	Engine - Spec P-MS
	Variable Speed Governor
	Flywheel Charging Alternator
134C1371	Blower Housing
508-71	Blower Housing Grommet
517-12	Blower Housing Dot Button Plug
140C645	Air Cleaner Adapter
140A584	Air Cleaner Adapter Gasket
307B367	Starter Solenoid

J120-MS/1517P

Control - Code 26(W.D.622A204)	Engine - Spec P-MS
	Variable Speed 1 Spring Governor (5 Ball)
*191A443	Starter Motor Assembly - 24 V.
R.T.F.	Cylinder Block Assembly
102B482	Oil Base
333B102	Oil Base Heater
333B88	Oil Base Heater Box
333B87	Oil Base Heater Box Cover
508A100	Oil Base Heater Box Grommet
309A169	Oil Base Heater Thermostat
104E460	Crankshaft
134C1506	Flywheel Assembly
309P206	Hi-Temp. Cut-Off Switch
508A126	Hi-Temp. Cut-Off Switch Insulated Washer (2)

* - See Accessory Section for Component Parts

R.T.F. Refer to Factory. Include Model and Serial Number of Unit.

MODEL DATA SECTION

J120-MS/1517P (Cont.)

508A127 Hi-Temp. Cut-Off
Switch Insulated
Sleeve
332A876 Hi-Temp. Cut-Off
Switch Terminal
309A195 Hi-Temp. Cut-Off
Switch Bracket
152A155 Governor Arm Swivel
150C940 Governor Spring
Bracket
150A973 Governor Control Arm
Assembly
150A942 Governor Control
Bracket Wire Clamp
150A945 Governor Adjusting
Stud
151A206 Governor Spring
152A41 Governor Control
Tension Washer
516-59 Governor Arm Swivel
Lock Pin
870-65 Governor Control Hug
Lock Nut
304A45 Ignition Coil Fixed
Resistor, 4-Ohms,
50 Watts
134D1178 Blower Housing Grille

J120-MS/2349A

Control - Code 1(W.D.622A73)
Engine - Spec A-MS
6 Ball Governor

J120-MS/2461A

Control - Code 1(W.D.622A73)
Engine - Spec A-MS
6 Ball Governor
Flywheel Charging Alternator

J120-MSV/969G

Control - Code 14(W.D.622B112)
Code 37(W.D.625C584)
Engine - Spec G-MS
*166B349 Distributor Assembly
*143B318 Carburetor Assembly
(Gas)
*191C416 Starter Motor Assembly
102F527 Oil Base - Top Half
102E529 Oil Base - Bottom Half
102C528 Oil Base Halves Gasket
123A796 Oil Level Indicator
& Cap Assembly
110A1504 Cylinder Head Spacer
(8)
800A501 Cylinder Head Screw
(8)
104E477 Crankshaft
113-111 Piston Ring Set (4)
120B626 Rocker Box Cover Oil
Line
120A606 Oil Line from Oil
Filter Adapter to
No. 1 Cylinder Head
502A274 Oil Line Inverted
Male Connector

J120-MSV/969G (Cont.)

120B613 Oil Pump Pickup Cup &
Line Assembly
122C235 Oil Filter Adapter
309P98 Oil Pressure Switch
505-26 Oil Pressure Gauge 1/8"
Pipe Coupling
505-98 Oil Pressure Gauge 1/8"
Nipple
502-275 Oil Filter Adapter 45°
Inverted Male Elbow
(2)
122A193 Oil Filter
122A236 Oil Filter Adapter
Gasket
191C353 Crankshaft Starter
Gear
518-197 Starter Gear Retaining
Ring (2)
191B356 Starter Gear Stamped
Bearing
191B355 Starter Gear Clutch
191A347 Idler Gear & Bushing
Assembly
191A342 Idler Gear Pedestal
& Shaft Assembly
509-93 "O" Ring - 1-13/16"
O.D.
518-196 Retaining Ring - For
5/8" Dia. Shaft
526-175 Thrust Washer -
41/64" I.D.
150A814 Governor Bracket &
Cover Plate
160D1083 Ignition Breaker Plate
510P83 Ignition Breaker Plate
1/8" Dia. Steel Ball
Plug
309A140 Breaker Plate Plunger
160A1143 Breaker Plate Plunger
Diaphragm
309A134 Breaker Plate Switch
Assembly
160A720 Ignition Timing
Control Assembly
160A773 Thrust Plunger Spring
160A774 Thrust Plunger
160A806 Ignition Plunger
Thrust Disc
160B719 Ignition Timing
Control Cover
509A96 "O" Ring - 1-1/16" O.D.
895-101 Harness Support (2)
520A347 Stud - #10-32 NF
Thread x 1-5/8" Long
856-11 Wing Nut - 3/8"
160B707 Ignition Timing
Control Assembly
160A742 Pulse Coil Backplate
& Magnet Core
306A157 Pulse Coil & Lead
Assembly
508-31 Pulse Coil Backplate
Grommet
160A886 Pulse Coil Mounting
Plate

J120-MSV/969G (Cont.)

167A1071 Coil to Ground Lead
512A47 Drive Coupling
515-6 Woodruff Key - 7/8"
Dia. x 1/4"
332A611 3 Place Terminal
Block
503-159 Fuel Hose - 34"
Long
503P32 Fuel Hose Clamp
134B1085 Blower Housing &
Grille Support
134D1433 Blower Housing
134D1436 Blower Housing
Scroll
895-98 Weatherstripping
Between Scroll &
Blower Housing
134B1431 Blower Wheel
134A1109 Shroud - No. 1
Cylinder
134A1337 Shroud - No. 2
Cylinder
134D1434 Cylinder Shroud
Cover
134D1435 Cylinder Shroud
Wrapper
134A1472 Blower Housing Back
Panel
134B1429 Cylinder Shroud
Back Panel
134A1428 Cylinder Head
Baffle (Rear)
134A1427 Cylinder Head
Baffle (Front)
134B1430 Cylinder Head
Baffle (Center)
134B1415 Governor Linkage
Access Cover
508-109 Rubber Grommet - For
1" Hole
104A528 Timing Pointer
134P944 Cylinder Wrapper
Spring
300C340 Electronic Ignition
Chassis Assembly -
Complete - For
Component Parts
See Wiring Diagram
625C584

J120-S/1A

Engine - Spec A-S

J120-S/1B

Engine - Spec B-S

J120-S/1C

Engine - Spec C-S

J120-S/1D

Engine - Spec D-S

J120-S/1F

Engine - Spec F-S

* - See Accessory Section for Component Parts

MODEL DATA SECTION

13

J120-S/1P
Engine - Spec P-S

J120-S/962E
Control - Code 13(W.D.622A111)
Engine - Spec E-S
104B460 Crankshaft
231E99 Generator Adapter
309A169 Low Oil Pressure
Cut-Off Switch
167A1429 Spark Plug Cable -
Hi-Tension - 28-1/2"
Long
167A1410 Spark Plug Cable -
Hi-Tension - 22-1/2"
Long (2)
167A1427 Spark Plug Cable -
Hi-Tension - 17"
Long
314P32 Spark Plug Suppressors
(4)

J120-S/967F
Control - Code 13(W.D.622A111)
Engine - Spec F-S
*143C289 Carburetor Assembly
110A1436 Cylinder Block
Assembly
102E476 Oil Base
104E460 Crankshaft
112A68 Piston Pin Retaining
Ring
113A131 Piston Ring Set (4)
114A182 Connecting Rod (4)
114C181 Connecting Rod Bearing
Half (8)
114A91 Connecting Rod Bushing
(4)
112A104 Piston & Pin Assembly
(4)
101B376 Rear Main Bearing
Plate
101-375 Front & Rear Main
Bearing Half (4)
101B361 Center Main Bearing
(2)
110B1413 Intake Valve (2)
110A860 Exhaust Valve (2)
520A626 Cylinder Head Lifting
Eye Stud (4)
403A620 Extended Nut (4)
403A628 Lifting Eye & Bar
Assembly
140C744 Air Cleaner Cover &
Door Assembly
140A725 Air Cleaner Door
Gasket
871-70 Air Cleaner Cover Hold
Down Nut (2)
140A602 Air Cleaner Cover Nut
Washer (2)
105B223 Governor Spacer & Cam
Gear Assembly
150A962 Governor Cup
150A859 Governor Cup Thrust
Washer

J120-S/967F (Cont.)
167A1410 Spark Plug Cable -
Hi-Tension - 22-1/2"
(2)
167A1427 Spark Plug Cable -
Hi-Tension - 17"
167A1429 Spark Plug Cable -
Hi-Tension - 28-1/2"
314P32 Spark Plug Suppressors
(4)
309A169 Low Oil Pressure
Cut-Off Switch
505-54 Intake Manifold Pipe
Plug - 1/4"

J120-S/968E
Engine - Spec E-S
110A1436 Cylinder Block Assembly
102E476 Oil Base
104E460 Crankshaft
112A68 Piston Pin Retaining
Ring
113A131 Piston Ring Set (4)
114A182 Connecting Rod (4)
114C181 Connecting Rod Bearing
Half (8)
114A91 Connecting Rod Bushing
(4)
112A104 Piston & Pin Assembly
(4)
101B376 Rear Main Bearing
Plate
101-375 Front & Rear Main
Bearing Half (4)
101B361 Center Main Bearing
(2)
123A787 Breather Cap & Tube
Assembly
503A416 Breather Hose
110B1413 Intake Valve (2)
110A860 Exhaust Valve (2)
140C744 Air Cleaner Cover &
Door Assembly
140A725 Air Cleaner Door
Gasket
871-70 Air Cleaner Cover Hold
Down Nut (2)
140A602 Air Cleaner Cover Nut
Washer (2)
167A1410 Spark Plug Cable -
Hi-Tension - 22-1/2"
(2)
167A1427 Spark Plug Cable -
Hi-Tension - 17"
167A1429 Spark Plug Cable -
Hi-Tension - 28-1/2"
309A169 Low Oil Pressure
Cut-Off Switch

JC-F/1008R
Engine - Spec R-S
Clutch Assembly

JC-MF/1084S
Control - Code 17(W.D.622B135)
Engine - Spec S-MS

JC-MF/1084S (Cont.)
Clutch Assembly
Flywheel Charging Alternator
Variable Speed Governor
309A177 Low Oil Pressure
Cut-Off Switch
134C1371 Blower Housing
508-71 Blower Housing
Grommet
517-12 Blower Housing Dot
Button Plug
336A989 Starter to Solenoid
Harness
306A195 Solenoid Mounting
Plate
307B367 Starter Solenoid

JC-MF/1160S
Control - Code 16(W.D.622B126)
Engine - Spec S-MS
Variable Speed Governor
Flywheel Charging Alternator
Clutch Assembly
502-20 Fuel Pump Inlet
Elbow
504-7 Fuel Pump Inlet
Shut-Off Cock
134C1371 Blower Housing
508-71 Blower Housing
Grommet
517-12 Blower Housing Dot
Button Plug
306A195 Solenoid Mounting
Plate

JC-MF/1163S
Control - Code 7(W.D.622B95)
Engine - Spec S-MS
Clutch Assembly
Flywheel Charging Alternator
134B1216 Blower Housing
508P71 Blower Housing
Grommet
517-12 Blower Housing Dot
Button Plug

JC-MF/1724R
Control - Code 30(W.D.622B237)
Engine - Spec R-MS
Variable Speed Governor
Clutch Assembly
Flywheel Charging Alternator
Thermo-Magnetic Choke
*141D720 Carburetor Assembly
(Gas & Gas-Gasoline)
*191D324 Starter Motor Assembly
191A365 Starter Motor Support
Bracket
150A1111 Governor Bracket,
Tube & Plate Assembly
502-20 Fuel Pump Inlet Elbow
504-7 Fuel Pump Shut-Off
Cock
149B1099 Fuel Pump to Carbure-
tor Fuel Line

* - See Accessory Section for Component Parts

MODEL DATA SECTION

JC-MF/1724R (Cont.)

120B626	Rocker Box Cover Oil Line
134C1371	Blower Housing
508-71	Blower Housing Grommet
517-12	Blower Housing Dot Button Plug
160D1083	Ignition Breaker Plate
510P83	Ignition Breaker Plate 1/8" Dia. Steel Ball Plug
309A140	Breaker Plate Plunger
160A1143	Breaker Plate Plunger Diaphragm
309A134	Breaker Plate Switch Assembly
160A720	Ignition Timing Control Assembly
160A773	Thrust Plunger Spring
160A774	Thrust Plunger
160A806	Ignition Plunger Thrust Disc

JC-MF/1785R

Control	- Code 17(W.D.622B135)
Engine	- Spec R-MS
Flywheel	Charging Alternator
104B460	Crankshaft
190D251	Clutch Housing
190C253	Clutch Drive Flange
309A177	Low Oil Pressure Cut-Off Switch
134B1216	Blower Housing
508P71	Blower Housing Grommet
517-12	Blower Housing Dot Button Plug
307B367	Starter Solenoid
306A195	Solenoid Mounting Bracket

JC-MF/1785S

Control	- Code 17(W.D.622B135)
Engine	- Spec S-MS
Flywheel	Charging Alternator
104B460	Crankshaft
190D251	Clutch Housing
190C253	Clutch Drive Flange
309A177	Low Oil Pressure Cut-Off Switch
134B1216	Blower Housing
508P71	Blower Housing Grommet
517-12	Blower Housing Dot Button Plug
307B367	Starter Solenoid
306A195	Solenoid Mounting Bracket

JC-MF/1807S

Control	- Code 32(W.D.622B257)
Engine	- Spec S-MS
Flywheel	Charging Alternator
*191D324	Starter Motor Assembly

JC-MF/1807S (Cont.)

*141D725	Carburetor Assembly (Gas)
102B482	Oil Base
102B558	Oil Base Heater
104B460	Crankshaft
112C105	Piston
112A86	Piston Pin
120B626	Rocker Box Cover Oil Line
309A177	Low Oil Pressure Cut-Off Switch
517-101	Gas Hose Plastic Plug
150A1110	Governor Bracket & Cover Plate
134B1216	Blower Housing
508P71	Blower Housing Grommet
517-12	Blower Housing Dot Button Plug
309A201	High Air Temperature Switch
190D251	Clutch Housing
190C253	Clutch Drive Flange

JC-MF/2175S

Engine	- Spec S-MS
Thermo-Magnetic Choke	
*141D720	Carburetor Assembly (Gas - Gasoline)
104B460	Crankshaft
502-20	Fuel Pump Inlet Elbow
504-7	Fuel Pump Inlet Shut-Off Cock
149B1099	Fuel Pump to Carburetor Fuel Line
517-101	Gas Hose Plastic Plug
503-159	Gas Hose - 34" Long
309A169	Low Oil Pressure Cut-Off Switch
503P446	Hose Clamp - 13/16"
191A365	Starter Support Bracket
338B262	Starter to Control Wiring Harness
416A96	Fiberglass Harness Support
120A602	Oil Pickup Tube Support Bracket
150A1110	Governor Bracket & Cover Plate
160D1083	Ignition Breaker Plate
510P83	Ignition Breaker Plate 1/8" Dia. Steel Ball Plug
309A140	Breaker Plate Plunger
160A1143	Breaker Plate Plunger Diaphragm
309A134	Breaker Plate Switch Assembly
160A720	Ignition Timing Control Assembly
160A773	Thrust Plunger Spring
160A774	Thrust Plunger
160A806	Ignition Plunger Thrust Disc
338B261	Ignition Breaker to Control Wiring Harness

JC-MF/2175S (Cont.)

160B707	Ignition Timing Control Assembly
160A711	Ignition Timing Control Spring (2) - Included in Ignition Timing Control Assembly
336A333	Coil to Distributor Lead
331A88	Gas Hose Grommet
312A99	Condenser
134D1910	Cylinder Air Housing Cover
338B332	Choke Harness
143A231	Choke Lock
190D251	Clutch Housing
190D253	Clutch Drive Flange

JC-MF/2254T

Control	- Code 16(W.D.622B126)
Engine	- Spec T-MS
Thermo-Magnetic Choke	
Clutch Assembly	
Flywheel	Charging Alternator
*141D720	Carburetor Assembly (Gas - Gasoline)
517-101	Gas Hose Plastic Plug
503P446	Hose Clamp - 13/16"
502-20	Fuel Pump Inlet Elbow
504-7	Fuel Pump Shut-Off Cock
149B1099	Fuel Pump to Carburetor Fuel Line
503A471	Breather Hose
120B626	Rocker Box Cover Oil Line
309A169	Low Oil Pressure Cut-Off Switch
191A365	Starter Support Bracket
338B262	Starter to Control Wiring Harness
416A96	Fiberglass Harness Support
150A1110	Governor Bracket & Cover Plate
160D1083	Ignition Breaker Plate
510P83	Ignition Breaker Plate 1/8" Dia. Steel Ball Plug
309A140	Breaker Plate Plunger
160A1143	Breaker Plate Plunger Diaphragm
309A134	Breaker Plate Switch Assembly
160A720	Ignition Timing Control Assembly
160A773	Thrust Plunger Spring
160A774	Thrust Plunger
160A806	Ignition Plunger Thrust Disc
338B261	Ignition Breaker to Control Wiring Harness
503-159	Gas Hose - 34" Long

* - See Accessory Section for Component Parts

MODEL DATA SECTION

15

JC-MF/2254T (Cont.)

160B707 Ignition Timing
Control Assembly
160A711 Ignition Timing
Control Spring (2) -
Included in Ignition
Timing Control
Assembly
336A333 Coil to Distributor
Lead
331A88 Gas Hose Grommet
134B1216 Blower Housing
508P71 Blower Housing
Grommet
517-12 Blower Housing Dot
Button Plug
312A99 Condenser
134D1910 Cylinder Air Housing
Cover
338B332 Choke Harness
143A231 Choke Lock

JC-MS/629R

Control - Code 1(W.D.622A73)
Engine - Spec R-MS

JC-MS/866S

Control - Code 7(W.D.622B95)
Engine - Spec S-MS
Flywheel Charging Alternator
Variable Speed Governor
502-20 Fuel Pump Inlet Elbow
504-7 Fuel Pump Shut-Off
Cock
149B1099 Fuel Pump to Carbure-
tor Fuel Line
134C1371 Blower Housing
508-71 Blower Housing
Grommet
517-12 Blower Housing Dot
Button Plug
307B367 Start Solenoid

JC-MS/1019S

Control - Code 12(W.D.622B105)
Engine - Spec S-MS
Flywheel Charging Alternator
Two Speed Governor (5 Ball)
134C1371 Blower Housing
508P71 Blower Housing
Grommet
517-12 Blower Housing Dot
Button Plug
134D1178 Blower Housing Grille

JC-MS/1044R

Control - Code 16(W.D.622B126)
Engine - Spec R-MS
Flywheel Charging Alternator
134B1216 Blower Housing
508P71 Blower Housing
Grommet
517-12 Blower Housing Dot
Button Plug
306A195 Solenoid Mounting
Plate
307B367 Starter Solenoid

JC-MS/1669R

Control - Code 27(W.D.622B226)
Engine - Spec R-MS
Variable Speed Governor
Flywheel Charging Alternator
Thermo-Magnetic Choke
*141D720 Carburetor (Gas-
Gasoline)
502-20 Fuel Pump Inlet Elbow
504-7 Fuel Pump Inlet
Shut-Off Cock
149B1099 Fuel Pump to Carbure-
tor Fuel Line
120B626 Rocker Box Cover Oil
Line
309A177 Low Oil Pressure
Cut-Off Switch
307B367 Start Solenoid
306A195 Solenoid Mounting
Bracket
336A989 Solenoid to Starter
Lead
134C1371 Blower Housing
508-71 Blower Housing Grommet
517-12 Blower Housing Dot
Button Plug

JC-MS/1685P

Control - Code 29(W.D.622B232)
Engine - Spec P-MS
*134D1810 Air Duct & Shutter
Assembly
*140K893 Carburetor Air Pre-
heater Kit
309A177 Low Oil Pressure
Cut-Off Switch

JC-MS/1685R

Control - Code 29(W.D.622B232)
Engine - Spec R-MS
*134D1810 Air Duct & Shutter
Assembly
*140K893 Carburetor Air Pre-
heater Kit
309A177 Low Oil Pressure
Cut-Off Switch

JC-MS/1686G

Control - Code 28(W.D.622B231)
Engine - Spec G-MS
Flywheel Charging Alternator
*134D1810 Air Duct & Shutter
Assembly
*140K893 Carburetor Air Pre-
heater Kit
309A177 Low Oil Pressure
Cut-Off Switch
134B1216 Blower Housing
508P71 Blower Housing Grommet
517-12 Blower Housing Dot
Button Plug

JC-MS/1690R

Control - Code 28(W.D.622B231)
Engine - Spec R-MS
Flywheel Charging Alternator

JC-MS/1690R (Cont.)

*134D1810 Air Duct & Shutter
Assembly
*140K893 Carburetor Air Pre-
heater Kit
309A177 Low Oil Pressure
Cut-Off Switch
134B1216 Blower Housing
508P71 Blower Housing
Grommet
517-12 Blower Housing Dot
Button Plug

JC-MS/1785R

Control - Code 17(W.D.622B135)
Engine - Spec R-MS
Flywheel Charging Alternator
104B460 Crankshaft
134B1216 Blower Housing
508P71 Blower Housing
Grommet
517-12 Blower Housing Dot
Button Plug
309A177 Low Oil Pressure
Cut-Off Switch
190D251 Clutch Housing
140C253 Clutch Drive Flange
307B367 Start Solenoid
306A195 Solenoid Mounting
Plate

JC-MS/1797S

Control - Code 31(W.D.622B254)
Engine - Spec S-MS
Variable Speed Governor
Flywheel Charging Alternator
Thermo-Magnetic Choke
*141D685 Carburetor Assembly
110A1440 Cylinder Head
Assembly (2)
110B1286 Intake Valve (4)
502-20 Fuel Pump Inlet
Elbow
504-7 Fuel Pump Inlet
Shut-Off Cock
149B1099 Fuel Pump to Carbure-
tor Fuel Line
120B626 Rocker Box Cover Oil
Line
191A365 Starter Support
Bracket
307B367 Start Solenoid
306A195 Solenoid Mounting
Bracket
336A989 Solenoid to Starter
Lead
134C1371 Blower Housing
508-71 Blower Housing
Grommet
517-12 Blower Housing Dot
Button Plug
321A134 Blower Housing Fuse
Holder
336A1852 Choke to Starter Lead

MODEL DATA SECTION

JC-MS/1851S

Control - Code 17(W.D.622B135)
 Engine - Spec S-MS
 Variable Speed Governor
 Flywheel Charging Alternator
 140C645 Air Cleaner Adapter
 140A584 Air Cleaner Adapter
 Gasket
 309A177 Low Oil Pressure
 Cut-Off Switch
 134C1371 Blower Housing
 508-71 Blower Housing
 Grommet
 517-12 Blower Housing Dot
 Button Plug
 307B367 Start Solenoid
 306A195 Solenoid Mounting
 Plate

JC-MS/1870S

Control - Code 30(W.D.622B237)
 Engine - Spec S-MS
 Variable Speed Governor
 Flywheel Charging Alternator
 Thermo-Magnetic Choke
 *141D685 Carburetor Assembly
 *191D324 Starter Motor
 Assembly
 134C1371 Blower Housing
 508-71 Blower Housing
 Grommet
 517-12 Blower Housing Dot
 Button Plug

JC-MS/1889S

Control - Code 33(W.D.622B265)
 Engine - Spec S-MS
 Flywheel Charging Alternator
 Thermo-Magnetic Choke
 *141D685 Carburetor Assembly
 *191D324 Starter Motor
 Assembly
 309A177 Low Oil Pressure
 Cut-Off Switch
 134B1216 Blower Housing
 508P71 Blower Housing
 Grommet
 517-12 Blower Housing Dot
 Button Plug

JC-MS/1890S

Control - Code 34(W.D.622B266)
 Engine - Spec S-MS
 Flywheel Charging Alternator
 *141D725 Carburetor Assembly
 (Gas)
 *191D324 Starter Motor
 Assembly
 112C105 Piston (4)
 112A86 Piston Pin (4)
 120B626 Rocker Box Cover Oil
 Line
 120A602 Oil Pickup Support
 Bracket
 191A365 Starter Support
 Bracket

JC-MS/1890S (Cont.)

503-159 Gas Hose - 34" Long
 517-101 Gas Hose Plastic Plug
 503P32 Hose Clamp
 150A1110 Governor Bracket &
 Cover Plate
 160D1083 Ignition Breaker Plate
 510P83 Ignition Breaker Plate
 1/8" Dia. Steel Ball
 Plug
 309A140 Breaker Plate Plunger
 160A1143 Breaker Plate Plunger
 Diaphragm
 309A134 Breaker Plate Switch
 Assembly
 160A720 Ignition Timing
 Control Assembly
 160A773 Thrust Plunger Spring
 160A774 Thrust Plunger
 160A806 Ignition Plunger
 Thrust Disc
 338261 Ignition Breaker to
 Control Wiring
 Harness
 416A96 Wiring Harness
 Support (2)
 336A333 Coil to Distributor
 Lead
 338B262 Starter to Control
 Wiring Harness
 509-96 Distributor "O" Ring
 331A88 Gas Hose Grommet
 312A99 Condenser & Lead
 160B707 Ignition Timing
 Control Assembly
 160A711 Ignition Timing
 Control Spring (2) -
 Included in
 Ignition Timing
 Control Assembly
 134B1216 Blower Housing
 508P71 Blower Housing
 Grommet
 517-12 Blower Housing Dot
 Button Plug - 5/8"
 517-35 Blower Housing Dot
 Button Plug -
 1-1/16"
 134D1910 Cylinder Air Housing
 Cover

JC-MS/1901S

Control - Code 30(W.D.622B237)
 Engine - Spec S-MS
 Thermo-Magnetic Choke
 Flywheel Charging Alternator
 *134D1810 Air Duct & Shutter
 Assembly
 *191D324 Starter Motor
 Assembly
 *141D685 Carburetor Assembly
 140C645 Air Cleaner Adapter
 140A584 Air Cleaner Adapter
 Gasket
 134B1216 Blower Housing
 508P71 Blower Housing
 Grommet

JC-MS/1901S (Cont.)

517-12 Blower Housing Dot
 Button Plug
 309A169 Low Oil Pressure
 Cut-Off Switch
 160D1083 Ignition Breaker
 Plate
 510P83 Ignition Breaker
 Plate 1/8" Dia.
 Steel Ball Plug
 309A140 Breaker Plate Plunger
 160A1143 Breaker Plate Plunger
 Diaphragm
 309A134 Breaker Plate Switch
 Assembly
 160A720 Ignition Timing
 Control Assembly
 160A773 Thrust Plunger Spring
 160A774 Thrust Plunger
 160A806 Ignition Plunger
 Thrust Disc
 160B707 Ignition Timing
 Control Assembly
 160A711 Ignition Timing
 Control Spring (2)
 - Included in
 Ignition Timing
 Control Assembly
 307B367 Start Solenoid
 306A195 Solenoid Mounting
 Plate
 320B104 Cranking Limiter
 304-217 Fixed Resistor -
 1-Ohm, 10 Watt

JC-MS/1904S

Control - Code 31(W.D.622B254)
 Engine - Spec S-MS
 Thermo-Magnetic Choke
 Variable Speed Governor
 Flywheel Charging Alternator
 *141D685 Carburetor Assembly
 102B482 Oil Base
 102B558 Oil Base Heater
 110A1440 Cylinder Head
 Assembly (2)
 110B1286 Intake Valve (4)
 502-20 Fuel Pump Inlet Elbow
 504-7 Fuel Pump Inlet
 Shut-Off Cock
 149B1099 Fuel Pump to Carbure-
 tor Fuel Line
 120B626 Rocker Box Cover Oil
 Line
 191A365 Starter Support
 Bracket
 307B367 Start Solenoid
 306A195 Solenoid Mounting
 Bracket
 336A989 Solenoid to Starter
 Lead
 134C1371 Blower Housing
 508-71 Blower Housing
 Grommet
 517-12 Blower Housing Dot
 Button Plug

* - See Accessory Section for Component Parts

MODEL DATA SECTION

17

JC-MS/1904S (Cont.)
321A134 Blower Housing Fuse Holder
336A1852 Choke to Starter Lead

JC-MS/1911S

Engine - Spec S-MS
Flywheel Charging Alternator
*141D725 Carburetor (Gas)
134B1475 Flywheel & Ring Gear Assembly
112C105 Piston (4)
112A86 Piston Pin (4)
120B626 Rocker Box Cover Oil Line
309A169 Low Oil Pressure Cut-Off Switch
517-101 Gas Hose Plastic Plug
134B1492 Blower Housing
508P71 Blower Housing Grommet
517-12 Blower Housing Dot Button Plug
160D1083 Ignition Breaker Plate
510P83 Ignition Breaker Plate 1/8" Dia. Steel Ball Plug
309A140 Breaker Plate Plunger
160A1143 Breaker Plate Plunger Diaphragm
309A134 Breaker Plate Switch Assembly
160A720 Ignition Timing Control Assembly
160A773 Thrust Plunger Spring
160A774 Thrust Plunger
160A806 Ignition Plunger Thrust Disc
338B261 Ignition Breaker to Control Wiring Harness Assembly
320B104 Cranking Limiter
304-217 Fixed Resistor - 1-Ohm 10 Watt

JC-MS/1914S

Control - Code 33(W.D.622B265)
Engine - Spec S-MS
Variable Speed Governor
Thermo-Magnetic Choke
Clutch Assembly
Flywheel Charging Alternator
*141D685 Carburetor Assembly
*191D324 Starter Motor Assembly
309A177 Low Oil Pressure Cut-Off Switch
134C1371 Blower Housing
508-71 Blower Housing Grommet
517-12 Blower Housing Dot Button Plug

JC-MS/1915S

Control - Code 33(W.D.622B265)
Engine - Spec S-MS
Variable Speed Governor
Clutch Assembly
Flywheel Charging Alternator

JC-MS/1915S (Cont.)
*191D324 Starter Motor Assembly
309A177 Low Oil Pressure Cut-Off Switch
134C1371 Blower Housing
508-71 Blower Housing Grommet
517-12 Blower Housing Dot Button Plug

JC-MS/2038S

Control - Code 27(W.D.622B226)
Engine - Spec S-MS
Thermo-Magnetic Choke
Flywheel Charging Alternator
*141D685 Carburetor Assembly
110A1440 Cylinder Head Assembly (2)
110B1286 Intake Valve (4)
502-20 Fuel Pump Inlet Elbow
504-7 Fuel Pump Inlet Shut-Off Cock
149B1099 Fuel Pump to Carburetor Fuel Line
309A177 Low Oil Pressure Cut-Off Switch
150A1110 Governor Bracket & Cover Plate
134B1216 Blower Housing
508P71 Blower Housing Grommet
517-12 Blower Housing Dot Button Plug
307B367 Start Solenoid
306A195 Solenoid Mounting Bracket
336A989 Solenoid to Starter Lead
336A1852 Solenoid to Choke Lead
312A99 Condenser

JC-MS/2061S

Control - Code 16(W.D.622B126)
Engine - Spec S-MS
Variable Speed Governor
Flywheel Charging Alternator
134D1805 Air Outlet Duct
502-20 Fuel Pump Inlet Elbow
504-7 Fuel Pump Inlet Shut-Off Cock
149B1099 Fuel Pump to Carburetor Fuel Line
307B367 Start Solenoid
306A195 Solenoid Mounting Bracket

JC-MS/2088S

Engine - Spec S-MS
Thermo-Magnetic Choke
*140K892 Carburetor Air Pre-heater Kit
*141D685 Carburetor Assembly
*191D324 Starter Motor Assembly
*166B515 Distributor Assembly
102E539 Oil Base
231E111 Generator Adapter
104B460 Crankshaft
104B572 Flywheel

JC-MS/2088S (Cont.)
149B1099 Fuel Pump to Carburetor Fuel Line
191A365 Starter Support Bracket
338B262 Starter to Control Wiring Harness
120A602 Oil Pickup Support Bracket
150B1082 Governor Spring Stud
150B1112 Governor Spring Nut
150A1107 Governor Bracket & Cover Plate
160D1083 Ignition Breaker Plate
510P83 Ignition Breaker Plate 1/8" Dia. Steel Ball Plug
309A140 Breaker Plate Plunger
160A1143 Breaker Plate Plunger Diaphragm
309A134 Breaker Plate Switch Assembly
160A720 Ignition Timing Control Assembly
160A773 Thrust Plunger Spring
160A774 Thrust Plunger
160A806 Ignition Plunger Thrust Disc
338B261 Ignition Breaker to Control Wiring Harness
160B707 Ignition Timing Control Assembly
160A711 Ignition Timing Control Spring (2) - Included in Ignition Timing Control Assembly
509-86 Distributor "O" Ring
416A96 Wiring Harness Support
160A886 Coil Mounting Plate
134D1433 Blower Housing
134D1436 Blower Housing Scroll
895-98 Blower Housing Scroll Weatherstripping
134A1109 No. 1 Cylinder Shroud
134A1337 No. 2 Cylinder Shroud
134D1434 Cylinder Shroud Cover
134A1472 Blower Housing Back Panel
134D1435 Cylinder Shroud Wrapper
134B1429 Cylinder Shroud Mounting Bracket
134A1428 Rear Cylinder Head Baffle
134A1427 Front Cylinder Head Baffle
134B1430 Center Cylinder Head Baffle
134B1085 Blower Housing & Grille Support
134B1431 Blower Wheel
134B1415 Governor Linkage Access Cover

* - See Accessory Section for Component Parts

MODEL DATA SECTION

JC-MS/2088S (Cont.)

104A528 Timing Pointer
 134P944 Cylinder Shroud
 Wrapper Spring (4)
 508-109 Grommet - For 1" Hole
 517-35 Blower Housing Dot
 Button - 1-1/16"
 312A99 Condenser
 338B332 Choke Wiring Harness
 403B890 Lifting Bracket Brace
 403A826 Lifting Bracket Spacer

JC-MS/2091S

Engine - Spec S-MS
 Thermo-Magnetic Choke
 *141D685 Carburetor Assembly
 *191D324 Starter Motor Assembly
 *140K894 Carburetor Air Pre-
 heater Kit
 102E539 Oil Base
 231E111 Generator Adapter
 104B460 Crankshaft
 149B1099 Fuel Pump to Carbure-
 tor Fuel Line
 191A365 Starter Support
 Bracket
 338B262 Starter to Control
 Wiring Harness
 120A602 Oil Pickup Support
 Bracket
 150A1110 Governor Bracket &
 Cover Plate
 160D1083 Ignition Breaker Plate
 510P83 Ignition Breaker Plate
 1/8" Dia. Steel Ball
 Plug
 309A140 Breaker Plate Plunger
 160A1143 Breaker Plate Plunger
 Diaphragm
 309A134 Breaker Plate Switch
 Assembly
 160A720 Ignition Timing
 Control Assembly
 160A773 Thrust Plunger Spring
 160A774 Thrust Plunger
 160A806 Ignition Plunger
 Thrust Disc
 338B261 Ignition Breaker to
 Control Wiring
 Harness
 160B707 Ignition Timing
 Control Assembly
 160A711 Ignition Timing
 Control Spring (2) -
 Included in Ignition
 Timing Control
 Assembly
 416A96 Wiring Harness Support
 (2)
 338B332 Choke Wiring Harness
 312A99 Condenser
 403B890 Lifting Bracket Brace
 403A826 Lifting Bracket Spacer
 517-35 Blower Housing Dot
 Button Plug - 1-1/16"

JC-MS/2228S

Control - Code 16(W.D.622B126)
 Engine - Spec S-MS
 Flywheel Charging Alternator
 *141D725 Carburetor Assembly
 (Gas)
 112C105 Piston (4)
 112A86 Piston Pin (4)
 120B626 Rocker Box Cover Oil
 Line
 517-101 Gas Hose Plastic Plug
 150A1110 Governor Bracket &
 Cover Plate
 134B1216 Blower Housing
 508P71 Blower Housing Grommet
 517-12 Blower Housing Dot
 Button Plug

JC-MS/2257T

Control - Code 16(W.D.622B126)
 Engine - Spec T-MS
 Variable Speed Governor
 Flywheel Charging Alternator
 *141D725 Carburetor Assembly
 (Gas)
 112C105 Piston (4)
 112A86 Piston Pin (4)
 120B626 Rocker Box Cover Oil
 Line
 134C1371 Blower Housing
 508-71 Blower Housing Grommet
 517-12 Blower Housing Dot
 Button Plug
 307B367 Start Solenoid
 306A195 Solenoid Mounting
 Bracket
 503-159 Gas Hose - 34" Long
 517-101 Gas Hose Plastic Plug
 503P446 Hose Clamp

JC-S/1R

Engine - Spec R-S


JC-S/1S

Engine - Spec S-S

JC-S/1T

Engine - Spec T-S

* - See Accessory Section for Component Parts



CONTROL SECTION

CONTAINS THE FOLLOWING—

CONTROL PARTS FOR JC INDUSTRIAL ENGINES.

ALL CONTROL CODES AS LISTED IN THE MODEL DATA SECTION UNDER THE HEADING OF CONTROL CAN BE LOCATED NUMERICALLY BY CODE NUMBER IN THIS CONTROL SECTION. THE WIRING DIAGRAM IS ALSO SHOWN IN THE CONTROL SECTION AND SHOULD AGREE WITH WIRING DIAGRAM SHOWN IN PARENTHESIS AFTER CODE NUMBER IN THE MODEL DATA SECTION. ALL MAJOR PARTS HAVE BEEN LISTED. WIRING DIAGRAMS SHOWING THE LOCATION OF EACH PART WILL BE SENT TO CUSTOMERS REQUESTING ONE BY WIRING DIAGRAM, NOT CODE NUMBER.

CONTROL SECTION


WIRING DIAGRAMS

CODE

- ① W.D.622A73
Ignition Wiring Circuit Only -
No Control Parts Involved
- ② W.D.622B76
304A60 Ignition Resistor - 1.72-
Ohm, 25 Watt
307B1046 Start Solenoid
- ③ W.D.622A77
Ignition Wiring Circuit Only -
No Control Parts Involved
- ④ W.D.622A80
Ignition Wiring Circuit Only -
No Control Parts Involved
- ⑤ W.D.622B86
307B455 Idle Solenoid
- ⑥ W.D.622B94
307B514 Start Solenoid
- ⑦ W.D.622B95
307B1046 Start Solenoid
- ⑧ W.D.622B96
332A611 Terminal Block (3 Place)
On-Off Switch - Furnished by
Customer
Start-Disconnect Relay & Trans-
former - Furnished by Customer
- ⑨ W.D.622B99
Ignition Wiring Circuit Only -
No Control Parts Involved
- ⑩ W.D.622B100
307B628 Idle Solenoid
- ⑪ W.D.622B101
Ignition Wiring Circuit Only -
No Control Parts Involved
- ⑫ W.D.622B105
307B1046 Start Solenoid
307B628 Idle Solenoid
- ⑬ W.D.622A111
Ignition Wiring Circuit Only -
No Control Parts Involved

CODE

- ⑭ W.D.622B112
332A611 Terminal Block (3 Place)
On-Off Switch - Furnished by
Customer
Start-Disconnect Relay & Trans-
former - Furnished by Customer
- ⑮ W.D.622B124
322-81 Lamp
322A92 Lamp Socket
322P90 Lamp Jewel Assembly
305A144 Brass Spacer (2)
508-31 Grommet - For 11/32"
Hole (2)
308-198 Start Switch
308-7 Ignition Switch
332A592 Copper Ground Jumper
- ⑯ W.D.622B126
322-81 Lamp
322A92 Lamp Socket
322P90 Lamp Jewel Assembly
305A144 Brass Spacer (2)
508-31 Grommet - For 11/32"
Hole (2)
308-198 Start Switch
308-7 Ignition Switch
- ⑰ W.D.622B135
322-81 Lamp
322A92 Lamp Socket
322P90 Lamp Jewel Assembly
305A144 Brass Spacer (2)
508-31 Grommet - For 11/32"
Hole (2)
308-198 Start Switch
308-7 Ignition Switch
332-592 Copper Ground Jumper
- ⑱ W.D.622B141
Ignition Wiring Circuit Only -
No Control Parts Involved
Start Solenoid - Furnished by
Customer
Start Switch - Furnished by
Customer
Ignition Switch - Furnished by
Customer



CONTROL SECTION

3

WIRING DIAGRAMS

CODE

19 W.D.622B148
322-81 Lamp
322A92 Lamp Socket
322P90 Lamp Jewel Assembly
305A144 Brass Spacer (2)
508-31 Grommet - For 11/32" Hole
(2)
332-592 Copper Ground Jumper
308-7 Ignition Switch
308-198 Start Switch
307B628 Governor Solenoid

20 W.D.622B152
Ignition Wiring Circuit Only -
No Control Parts Involved
Start Solenoid - Furnished by
Customer
Start Switch - Furnished by
Customer
Ignition Switch - Furnished by
Customer

21 W.D.622B155
Ignition Wiring Circuit Only -
No Control Parts Involved

22 W.D.622B159
Ignition Wiring Circuit Only -
No Control Parts Involved

23 W.D.622B170
322-81 Lamp
322A92 Lamp Socket
322P90 Lamp Jewel Assembly
305A144 Brass Spacer (2)
508-31 Grommet - For 11/32" Hole
(2)
308-37 Start Switch
308-155 Stop Switch

24 W.D.622B190
Ignition Wiring Circuit Only -
No Control Parts Involved
Start Solenoid - Furnished by
Customer
Start Switch - Furnished by
Customer
Ignition Switch - Furnished by
Customer

CODE

25 W.D.622B203
Ignition Wiring Circuit Only -
No Control Parts Involved
Start Solenoid - Furnished by
Customer
Start Switch - Furnished by
Customer
Ignition Switch - Furnished by
Customer

26 W.D.622A204
Ignition Wiring Circuit Only -
No Control Parts Involved

27 W.D.622B226
322-81 Lamp
322A92 Lamp Socket
322P90 Lamp Jewel Assembly
305A144 Brass Spacer (2)
508-31 Grommet - For 11/32"
Hole (2)
332-592 Copper Ground Jumper
308-7 Ignition Switch
308-198 Start Switch

28 W.D.622B231
Ignition Wiring Circuit Only -
No Control Parts Involved
Start Solenoid - Furnished by
Customer
Start Switch - Furnished by
Customer
Ignition Switch - Furnished by
Customer

29 W.D.622B232
Ignition Wiring Circuit Only -
No Control Parts Involved
Start Solenoid - Furnished by
Customer
Start Switch - Furnished by
Customer
Ignition Switch - Furnished by
Customer

30 W.D.622B237
322-81 Lamp
322A92 Lamp Socket
322P90 Lamp Jewel Assembly
305A144 Brass Spacer (2)

CONTROL SECTION

WIRING DIAGRAMS

CODE

W.D.622B237 (Cont.)

508-31 Grommet - For 11/32" Hole
(2)
332-592 Copper Ground Jumper
308-7 Ignition Switch
308-198 Start Switch

31

W.D.622B254

322-81 Lamp
322A92 Lamp Socket
322P90 Lamp Jewel Assembly
305A144 Brass Spacer (2)
508-31 Grommet - For 11/32" Hole
(2)
332-592 Copper Ground Jumper
308-7 Ignition Switch
308-198 Start Switch

32

W.D.622B257

322-81 Lamp
322A92 Lamp Socket
322P90 Lamp Jewel Assembly
305A144 Brass Spacer (2)
508-31 Grommet - For 11/32" Hole
(2)
332-592 Copper Ground Jumper
308-7 Ignition Switch
308-198 Start Switch

33

W.D.622B265

322-81 Lamp
322A92 Lamp Socket
322P90 Lamp Jewel Assembly
305A144 Brass Spacer (2)
508-31 Grommet - For 11/32" Hole
(2)
332-592 Copper Ground Jumper
308-7 Ignition Switch
308-198 Start Switch

34

W.D.622B266

134C1508 Rear Cylinder Air Housing
(Modify)
322-81 Lamp
322A92 Lamp Socket
322P90 Lamp Jewel Assembly
305A144 Brass Spacer (2)
508-31 Grommet - For 11/32" Hole
(2)
332A1218 Terminal Block (6 Place)

CODE

W.D.622B266 (Cont.)

332A1227 Terminal Block Marker
Strip (B+, G,R,4,5,6)

35

W.D.625B229

301C1953 Control Chassis
321P112 Fuse, Time Lag - .5A.
321P106 Fuse Holder
304-249 Fixed Resistor - 10,000-
Ohm, 2 Watt (2)
304P503 Adjustable Resistor -
75-Ohm, 10 Watt
304A513 Fixed Resistor -
20,000-Ohm, 10 Watt
304-287 Fixed Resistor -
1,000-Ohm, 10 Watt
304P501 Fixed Resistor -
68,000-Ohm, 2 Watt
304P502 Fixed Resistor -
100,000-Ohm, 2 Watt
304P504 Adjustable Resistor -
2,000-Ohm, 10 Watt
312P124 Condenser - 4 Mfd.
312P122 Condenser - 2 Mfd.
312P123 Condenser - 30 Mfd.
312A82 Condenser - .1 Mfd.
315P91 Transformer
315P93 Thyatron Tube
314A178 Thyatron Tube Shield
323-52 Thyatron Tube Socket
323P299 Socket (6 Place)
305P263 Rectifier - 1A., 600V.
Peak (2)
332P714 Terminal Strip (2)

36

W.D.625C473

301C2234 Control Chassis
321P112 Fuse, Time Lag - .5A.
321P106 Fuse Holder
304P565 Fixed Resistor -
20,000-Ohm, 5 Watt
304P546 Fixed Resistor -
68-Ohm, 1 Watt
304P545 Fixed Resistor -
1,000,000-Ohm, 1 Watt
(2)
304P542 Fixed Resistor -
68,000-Ohm, 1 Watt
304P547 Fixed Resistor -
1,500-Ohm, 5 Watt

CONTROL SECTION

5

WIRING DIAGRAMS

CODE

W.D.625C473 (Cont.)

304P544 Fixed Resistor -
10,000-Ohm, 1/2 Watt (3)
304P543 Fixed Resistor -
100,000-Ohm, 1/2 Watt
312P138 Condenser - 30 Mfd.
312P122 Condenser - 2 Mfd.
312P137 Condenser - 20 Mfd.
323A327 Condenser Mounting Wafer
315B141 Transformer
315P93 Thyatron Tube
323P321 Thyatron Tube Socket
323P322 Socket (4 Place)
305P285 Rectifier - 1/2A., 100V.
Peak
305P263 Rectifier - 1A., 600V.
Peak (2)
323P323 Recessed Receptacle
(2 Place)
332A766 Terminal Strip

W.D.625C584


37

301C2234 Control Chassis
321P112 Fuse, Time Lag - .5A.
321P106 Fuse Holder
304P565 Fixed Resistor -
20,000-Ohm, 5 Watt
350P1122 Fixed Resistor -
68-Ohm, 2 Watt
304P545 Fixed Resistor -
1,000,000-Ohm, 1 Watt (2)
304P502 Fixed Resistor -
100,000-Ohm, 2 Watt
353P1 Fixed Resistor -
3,000-Ohm, 10 Watt
304P544 Fixed Resistor -
10,000-Ohm, 1/2 Watt (3)
350P550 Fixed Resistor -
15,000-Ohm, 1/2 Watt
312P138 Condenser - 30 Mfd.
312P122 Condenser - 2 Mfd.
312P137 Condenser - 20 Mfd.
323A327 Condenser Mounting Wafer
315B141 Transformer
315P93 Thyatron Tube
323P380 Thyatron Tube Socket
323P322 Socket (4 Place)
305P285 Rectifier - 1/2A., 100V.
Peak (2)
305P263 Rectifier - 1A., 600V.
Peak (2)

CODE

W.D.625C584 (Cont.)

323P323 Recessed Receptacle
(2 Place)
337A69 Ground Strap
332A766 Terminal Strip
898-204 Vinyl Tubing (3")



ENGINE SECTION

1

CONTAINS THE FOLLOWING—

ENGINE PARTS FOR JC SERIES INDUSTRIAL ENGINES.

ALL ENGINE PARTS ARE LISTED IN ALPHABETICAL ORDER (A THRU Z).

THE PREDOMINATING NOUN OF ANY PHRASE HAS ALWAYS BEEN LISTED

FIRST WHENEVER MORE THAN ONE WORD DESCRIBES ANY ITEM. THUS A

CONNECTING ROD ASSEMBLY IS LISTED AS: ROD ASSEMBLY, CONNECT-

ING. THE MAIN HEADING COLUMNS ARE FOR SPEC A THRU M AND SPEC

P THRU T.

S = MANUAL START ENGINES

MS = MOTOR START ENGINES



ENGINE SECTION

PART NUMBER	DESCRIPTION	SPEC. A - M		SPEC. P - T		SPEC.		SPEC.		SPEC
		S	MS	S	MS	SPEC.		SPEC.		
-A-										
140A647	Adapter, Air Cleaner - Includes Nylon Tube - Prior to Spec R	1	1	1	1					
140A933	Adapter, Air Cleaner - Includes Nylon Tube - Begin Spec R			1	1					
153A315	Adapter, Electric Choke - Prior to Spec G	1	1	1	1					
140C645	Adapter, Oil Bath Air Cleaner (Optional Equipment)	1	1	1	1					
122A182	Adapter, Oil Filter			1	1					
123A1169	Adapter, PCV Valve - Begin Spec T			1	1					
150A973	Arm & Bracket, Variable Speed (1 Spring) Governor (Optional Equip.)	1	1	1	1					
150B836	Arm, Governor Shaft to Carburetor - Prior to Spec R	1	1	1	1					
150A1091	Arm, Governor Shaft to Carburetor - Standard - Begin Spec R			1	1					
150A1100	Arm, Governor Shaft to Carburetor - Variable & 2 Speed Governor - Begin Spec R			1	1					
150A900	Arm, Governor Spring Control - Variable Speed (1Spring) Governor - (Optional Equipment)	1	1	1	1					
153A326	Arm, Manual Choke	1	1	1	1					
115B128	Arm, Rocker - Exhaust	4	4	4	4					
115B129	Arm, Rocker - Intake	4	4	4	4					
153A395	Armature, Thermo-Magnetic Choke - Begin Spec G	4	1		1					
-B-										
103D271	Backplate, Gear Cover - For Automotive Type Starter (To replace backplate on early models also order 134B1532 Baffle)		1		1					
103D225	Backplate, Gear Cover - For Engines with Auto Cycle Starting System		1		1					
103D226	Backplate, Gear Cover - For Manual Start Engines	1		1						
123A865	Baffle, Breather Tube - Prior to Spec T	1	1	1	1					
134B1097	Baffle, Center Cylinder (Carburetor Side)	1	1	1	1					
134B1098	Baffle, Center Cylinder (Opposite Carburetor Side)	1	1	1	1					
110A1312	Baffle, Fuel Distribution	2	2	2	2					
134B1532	Baffle, Gear Cover Backplate	1	1	1	1					
510-14	Ball, Bearing, Governor Shaft Thrust - 3/16" - Prior to Spec D & Also used on Optional 103C252 Gear Cover	1	1	1	1					
510-43	Ball, Bearing, Governor Shaft Thrust	1	1	1	1					
510-46	Ball, Fly - Governor - Spec A Only	12	12	1	1					
510-46	Ball, Fly - Governor - Begin Spec B	10	10	10	10					

ENGINE SECTION

3

PART NUMBER	DESCRIPTION	SPEC.		SPEC.		SPEC.		SPEC.		SPEC.
		A - M		S		P - T		S		
		S	MS	S	MS	S	MS	S	MS	
115B127	Ball, Rocker Arm	8	8	8	8					
140B519	Band, Oil Bath Air Cleaner (Optional Equipment)	1	1	1	1					
	Bar Assembly, Lifting - Prior to Spec G - Order 403B690, (2)									
	800-91 & (2) 850-60	1	1	1	1					
102E477	Base, Oil	1	1	1	1					
510P82	Bearing, Governor Shaft - For 1/4" Shaft	1	1	1	1					
510P48	Bearing, Governor Shaft - For 1/2" Shaft	1	1	1	1					
114B164	Bearing Half, Connecting Rod - Standard	8	8	8	8					
114B164-02	Bearing Half, Connecting Rod - .002" Undersize									
114B164-10	Bearing Half, Connecting Rod - .010" Undersize									
114B164-20	Bearing Half, Connecting Rod - .020" Undersize									
114B164-30	Bearing Half, Connecting Rod - .030" Undersize									
101B361	Bearing Half, Precision, Main - Center - Standard	2	2	2	2					
101B361-02	Bearing Half, Precision, Main - Center - .002" Undersize									
101B361-10	Bearing Half, Precision, Main - Center - .010" Undersize									
101B361-20	Bearing Half, Precision, Main - Center - .020" Undersize									
101B361-30	Bearing Half, Precision, Main - Center - .030" Undersize									
101B364	Bearing, Precision, Camshaft - Center - Standard Only	1	1	1	1					
101B363	Bearing, Precision, Camshaft - Front - Standard Only	1	1	1	1					
101B365	Bearing, Precision, Camshaft - Rear - Standard Only	1	1	1	1					
101B359	Bearing, Precision, Main - Front or Rear - Standard	2	2	2	2					
101B359-02	Bearing, Precision, Main - Front or Rear - .002" Undersize									
101B359-10	Bearing, Precision, Main - Front or Rear - .010" Undersize									
101B359-20	Bearing, Precision, Main - Front or Rear - .020" Undersize									
101B359-30	Bearing, Precision, Main - Front or Rear - .030" Undersize									
110A1329	Block Assembly, Cylinder - Includes Bearings	1	1	1	1					
110A1328	Block Assembly, Cylinder - Includes Bearings									
332A537	Block, Terminal, 4-Place - Charging Alternator	1	1	1	1					
153D386	Body, Thermo-Magnetic Choke - Begin Spec G	2	2	2	2					
101A342	Bolt, Center Main Bearing Housing	6	6	6	6					
805-19	Bolt, Place - Bearing Plate (3/8-16 x 1-1/4")	4	4	4	4					
805-19	Bolt, Place - Clutch (3/8-16 x 1-1/4")	8	8	8	8					
805-12	Bolt, Place - Connecting Rod (5/16-24 x 1-13/16")	1	1	1	1					
149-116	Bowl, Fuel Pump	1	1	1	1					
403B890	Brace, Lifting Bracket (Not Used on Early Models)	1	1	1	1					
134A1089	Bracket, Air Housing Door	1	1	1	1					
153A324	Bracket, Electric Choke Mounting - Prior to Spec G									
150A916	Bracket, Governor Control Arm Mounting - Variable Speed (2 Spring) & 2 Speed (Optional Equipment)	1	1	1	1					
150B917	Bracket, Governor Control Mounting - Variable Speed (2 Speed) & 2 Speed (Optional Equipment)	1	1	1	1					

ENGINE SECTION

PART NUMBER	DESCRIPTION	SPEC. A - M		SPEC. P - T		SPEC.	SPEC.	SPEC.
		S	MS	S	MS			
150A815	Bracket, Governor - Constant Speed & Variable Speed (One Spring) - Prior to Spec R	1	1	1	1			
150A1109	Bracket, Governor - Constant Speed & Variable Speed (One Spring) - Begin Spec R			1	1			
150A913	Bracket, Governor - Variable Speed (Two Spring) & Two Speed (Optional Equipment) - Prior to Spec R	1	1	1	1			
150A1111	Bracket, Governor - Variable Speed (Two Spring) & Two Speed (Optional Equipment) - Begin Spec R			1	1			
150C940	Bracket, Governor Spring & Variable Speed Arm - Variable Speed (1 Spring) Governor (Optional Equipment)	1	1	1	1			
309A195	Bracket, High Air Temperature Switch (Optional Equipment)	1	1	1	1			
403B690	Bracket, Lifting	1	1	1	1			
153A327	Bracket, Manual Choke	1	1	1	1			
120A602	Bracket, Oil Intake Cup - Begin Spec E	1	1	1	1			
305A262	Bracket, Rectifier Mounting - Charging Alternator	2	2	2	2			
150B906	Bracket, Solenoid Mounting, 2 Speed Governor (Optional Equipment)	1	1	1	1			
191A320	Bracket, Starter Motor Support - Rear	1	1	1	1			
150A978	Bracket, Stop, Variable Speed Governor (Optional Equipment)	1	1	1	1			
505-128	Bushing, Pipe Reducer - Gas Regulator Outlet (Optional Equipment)	1	1	1	1			
114A166	Bushing, Piston Pin - Connecting Rod (Semi-Finished)	4	4	4	4			
402A362	Bushing, Spacer, Lifting Bracket (Not Used on Early Models)	2	2	2	2			
167A1398	Cable, Coil to Distributor (Battery Ignition)	1	1	1	1			
167A1396	Cable, Spark Plug - 22-1/2" Long (Magneto Ignition)	2	2	2	2			
167A1379	Cable, Spark Plug - 17" Long (Magneto Ignition)	1	1	1	1			
167A1381	Cable, Spark Plug - 28-1/2" Long (Magneto Ignition)	1	1	1	1			
167A1395	Cable, Spark Plug - 15-1/2" Long (Battery Ignition)	3	3	3	3			
167A1399	Cable, Spark Plug - 25-1/2" Long (Battery Ignition)	1	1	1	1			
105A240	Camshaft - Includes Center Pin	1	1	1	1			
105A275	Camshaft - Includes Center Pin			1	1			
123A1168	Cap, Breather Tube - Begin Spec T			1	1			
123A458	Cap, Breather Tube - Prior to Spec F	1	1	1	1			
123A787	Cap, Breather Tube - Spec F thru S	1	1	1	1			
123A698	Cap & Indicator, Oil Fill	1	1	1	1			
110A859	Cap, Valve Stem	8	8	8	8			

ENGINE SECTION

5

PART NUMBER	DESCRIPTION	SPEC.			SPEC.			SPEC.			SPEC.		
		A - M			P - T			S			MS		
		S	MS		S	MS		S	MS		S	MS	
143C193	*Carburetor, Gasoline - Spec A Only - Order #141K756	1	1										
143C223	*Carburetor, Gasoline - Spec B thru P - Manual Choke - Order #141K756	1	1		1	1							
143C222	*Carburetor, Gasoline - Spec B thru P - Electric Choke - Order #141K759			1									
141D686	*Carburetor, Gasoline - Begin Spec R - Manual Choke	1	1		1	1							
141D685	*Carburetor, Gasoline - Begin Spec R - Electric Choke		1										
141D719	*Carburetor, Gas-Gasoline - Begin Spec R			1									
141D720	*Carburetor, Gas-Gasoline - Begin Spec R			1									
143B243	*Carburetor, Gas - Prior to Spec G - Order #141K757	1	1										
143B318	*Carburetor, Gas - Spec G Only - Order #141K757	1	1										
141D725	*Carburetor, Gas - Begin Spec R			1									
153B332	Choke, Manual	1			1	1							
503A171	Clamp, Breather Hose	2	2		2	2							
503P32	Clamp, Hose - Gas Regulator to Carburetor (Optional Equipment)	2	2		2	2							
166B279	Clamp, Ignition Coil	1	1		1	1							
503P365	Clamp, Oil Bath Air Cleaner Hose (Optional Equipment)	1	1		1	1							
150A942	Clamp, Speed Control Cable - Variable Speed (1 Spring) Governor (Optional Equipment)	1	1		1	1							
140B500	Cleaner, Air - Oil Bath (Optional Equipment)	1	1		1	1							
140K677	*Cleaner Kit, Air - Oil Bath (Optional Equipment)	1	1		1	1							
518P176	Clip, Manual Choke Arm	1	1		1	1							
332-52	Clip, Spark Plug Cables	1	1		1	1							
870P194	Clip, Tinnerman - Fastener Screw - Door Panel & Cover	6	6		6	6							
190P258	Clutch Assembly - For Components contact your nearest Rockford Clutch Dealer	1	1		1	1							
166B278	Coil, Ignition	1	1		1	1							
307B801	Coil, Solenoid Assembly - Thermo-Magnetic Choke - Begin Spec G	1	1		1	1							
148A519	Connector, Hose to Gas Regulator (Optional Equipment)	1	1		1	1							
502-30	Connector, Inverted Male, Adapter Oil Line to Tee - Gasoline Engines	1	1										
502A274	Connector, Inverted Male, Adapter Oil Line to Tee - Gasoline Engines (Restricted)			1									
502-97	Connector, Inverted Male, Adapter Oil Line to Tee - Gasoline Engines			1									
502-30	Connector, Inverted Male, Adapter Oil Line to Tee - Gas & Gas-Gasoline Engines - Prior to Serial #698178	1	1										
502-97	Connector, Inverted Male, Adapter Oil Line to Tee - Gas & Gas-Gasoline Engines - Begin Serial #698178	1	1		1	1							

* - See Accessory Section for Component Parts

ENGINE SECTION

PART NUMBER	DESCRIPTION	SPEC. A - M		SPEC. P - T		SPEC.	SPEC.	SPEC.	SPEC.
		S	MS	S	MS				
502A281	Connector, Inverted Male, Cylinder Head Oil Line - Begin Spec T ...								
502-97	Connector, Inverted Male - Tee to Rear Cylinder Head Oil Line - Prior to Spec T	1	1	2	2				
502-97	Connector, Inverted Male - Rear Cylinder Head Oil Line - Gasoline Engines	1	1	1	1				
502A274	Connector, Inverted Male - Rear Cylinder Head Oil Line - Gasoline Engines (Restricted) - Spec P thru S								
502-97	Connector, Inverted Male - Rear Cylinder Head Oil Line - Gas & Gas-Gasoline Engines Prior to Serial #698178	1	1	1	1				
502A274	Connector, Inverted Male - Rear Cylinder Head Oil Line - Gas & Gas-Gasoline Engines (Restricted) Serial #698178 thru Spec S	1	1	1	1				
323P759	Connector - Socket Housing - Charging Alternator - Begin Spec T			1	1				
153B391	Core, Solenoid - Thermo-Magnetic Choke - Begin Spec G	1	1	1	1				
140C594	Cover, Air Cleaner	1	1	1	1				
153A325	Cover Assembly, Electric Choke - Prior to Spec G			1	1				
103C366	Cover Assembly, Gear - For Engines with Standard Governor & Automatic Type Starter - Begin Spec T								
103C252	Cover Assembly, Gear - For Engines with Auto Cycle Starter Motor (Optional Equipment)			1	1				
103C278	Cover Assembly, Gear - For Engines with 1 Spring Variable Speed Governor (Optional Equipment)	1	1	1	1				
103C277	Cover Assembly, Gear - Standard (For Engines Prior to Spec D Also Order #103C251 Gasket)	1	1	1	1				
134C1119	Cover, Cylinder Air Housing - Spec A Only	1	1	1	1				
134D1201	Cover, Cylinder Air Housing - Spec B thru P	1	1	1	1				
134C1794	Cover, Cylinder Air Housing - Begin Spec R	1	1	1	1				
149A638	Cover, Fuel Pump Hole	1	1	1	1				
103B221	Cover, Gear Cover Backplate Opening	1	1	1	1				
115D197	Cover, Rocker (Less Oil Line) Gasoline Engines	2	2	2	2				
115C179	Cover, Rocker (With Oil Line) Gas & Gas-Gasoline Engines	2	2	2	2				
166P250	Cover, Spark Plug Terminal	4	4	4	4				
153C389	Cover, Thermo-Magnetic Choke - Begin Spec G	1	1	1	1				
104B429	Crankdog	1	1	1	1				
192B268	Crank, Hand	1	1	1	1				
104B458	Crankshaft - Standard Engine	1	1	1	1				
*	Crankshaft - Engine with Auto Cycle Starter	1	1	1	1				
104E460	Crankshaft - Engine with Clutch	1	1	1	1				
120A551	Cup Assembly, Oil Pump Intake - Prior to Spec E	1	1	1	1				

* - Refer to Factory giving Complete Model, Spec and Serial Number

* - Refer to Factory giving Complete Model, Spec and Serial Number

ENGINE SECTION

7

PART NUMBER	DESCRIPTION	SPEC. A - M		SPEC. P - T		SPEC.	SPEC.	SPEC.	SPEC.
		S	MS	S	MS				
120A601	Cup Assembly, Oil Pump Intake - Begin Spec E	1	1	1	1				
150C833	Cup, Governor - Spec A Only	1	1	1	1				
150C857	Cup, Governor - Begin Spec B	1	1	1	1				
146P83	Cup, Restricting - Gear Cover	1	1	1	1				
402A361	Cushion, Vibration - Lifting Bracket (Not Used on Early Models) ..	2	2	2	2				
-D-									
98C1100	Decal Kit	1	1	1	1				
166B307	*Distributor Assembly, Includes Drive Gear (Battery Ignition)	1	1	1	1				
-E-									
502-2	Elbow, Carburetor Inlet - Manual Start & Electric Start - Prior to Spec G	1	1	1	1				
502-65	Elbow, Carburetor Inlet - Electric Start - Begin Spec G	1	1	1	1				
502-2	Elbow, Fuel Pump Inlet & Outlet	2	2	2	2				
502-19	Elbow, Oil Line to Oil Filter Adapter - Gasoline Engines	1	1	1	1				
502-37	Elbow, Oil Line to Oil Filter Adapter - Gasoline Engines			1	1				
502-19	Elbow, Oil Line to Oil Filter Adapter - Gas & Gas-Gasoline Engines- Prior to Serial #698178	1	1						
502-37	Elbow, Oil Line to Oil Filter Adapter - Gas & Gas-Gasoline Engines- Begin Serial #698178	1	1	1	1				
505-39	Elbow, Pipe - Gas Regulator Outlet (Optional Equipment)	1	1	1	1				
502A53	Elbow, Street, 45° - (1) Oil Gauge, Also (1) Used to mount Optional Low Oil Pressure Cut-Off Switch	1	1	1	1				
140B636	Element & Retainer - Air Cleaner	1	1	1	1				
153A321	Element, Electric Choke - Prior to Spec G	1	1	1	1				

* - See Accessory Section for Component Parts

ENGINE SECTION

PART NUMBER	DESCRIPTION	SPEC. A - M		SPEC. P - T		SPEC.	SPEC.	SPEC.
		S	MS	S	MS			
-F-								
122A185	Filter, Oil (3-1/2" Long)	1	1	1	1			
122A193	Filter, Oil (5-1/2" Long) Optional Equipment	1	1	1	1			
155A782	Flange, Exhaust Manifold Outlet	1	1	1	1			
190C252	Flange, To Adapt Rockford Clutch	1	1	1	1			
190C253	Flange, To Adapt Twin Disc Clutch	1	1	1	1			
191C512	Flange, Starter Motor Mounting	1	1	1	1			
134B1446	Flywheel, Includes Hub Assembly - Battery Ignition, Auto Cycle Start Engines (Optional Equipment)		1		1			
134B1446	Flywheel, Includes Hub Assembly - Magneto Ignition, Manual Start & Auto Cycle Start (Optional Equipment)	1	1	1	1			
134B1556	Flywheel, Includes Ring Gear & Hub Assembly - Battery Ignition - Machined for Charging Alternator Rotor (Optional Equipment)	1	1	1	1			
134B1406	Flywheel, Includes Ring Gear & Hub Assembly - Battery Ignition - Standard	1	1	1	1			
153B392	Frame, Solenoid - Thermo-Magnetic Choke - Begin Spec G		1		1			
321-128	Fuse, 20-Amp - Charging Alternator - Prior to Spec T	1	1	1	1			
321-162	Fuse, 30-Amp - Charging Alternator - Begin Spec T			1	1			
-G-								
140C584	Gasket, Air Cleaner Pan to Adapter	1	1	1	1			
140A585	Gasket, Air Cleaner Adapter to Carburetor - Prior to Spec R	1	1	1	1			
140A921	Gasket, Air Cleaner Adapter to Carburetor - Begin Spec R		1	1	1			
154A733	Gasket, Carburetor Mounting	1	1	1	1			
110B1223	Gasket, Cylinder Head	2	2	2	2			
154A463	Gasket, Exhaust Manifold to Head	4	4	4	4			
154A738	Gasket, Exhaust Outlet	1	1	1	1			
149P517	Gasket, Fuel Pump Bowl	1	1	1	1			
149A792	Gasket, Fuel Pump Mounting	1	1	1	1			
103C219	Gasket, Gear Cover - For Cast Iron Cover - Prior to Spec D	1	1	1	1			
103B251	Gasket, Gear Cover - For Die Cast Cover, Begin Spec D	1	1	1	1			
103B231	Gasket, Gear Cover - For Optional 103C252 Gear Cover Assy.	1	1	1	1			
103C218	Gasket, Gear Cover Backplate	1	1	1	1			

ENGINE SECTION

9

PART NUMBER	DESCRIPTION	SPEC.			SPEC.			SPEC.			SPEC.		
		A - M			P - T								
		S	MS		S	MS		S	MS		S	MS	
160A721	Gasket, Gear Cover Backplate Opening Cover	1	1		1	1							
154A733	Gasket, Intake Manifold	2	2		2	2							
101K386	Gasket Kit, Bearing Plate (Includes Steel Shims)	1	1		1	1							
168K84	+Gasket Kit, Engine	1	1		1	1							
120K580	Gasket Kit, Oil Pump	1	1		1	1							
102B475	Gasket, Oil Base	1	1		1	1							
123A191	Gasket, Oil Fill Cap	1	1		1	1							
123A667	Gasket, Oil Fill Tube Mounting	1	1		1	1							
122A188	Gasket, Oil Filter Adapter	1	1		1	1							
115B130	Gasket, Rocker Cover	2	2		2	2							
193P6	Gauge, Oil Pressure	1	1		1	1							
103B223	Gear, Camshaft - Includes Flyball Spacer & Plate - Spec A Only	1	1		1	1							
203B218	Gear, Camshaft - Includes Flyball Spacer & Plate - Begin Spec B	1	1		1	1							
104B418	Gear, Crankshaft	1	1		1	1							
166A303	Gear, Distributor Drive - Battery Ignition	1	1		1	1							
160B674	Gear, Magneto Drive - Magneto Ignition	1	1		1	1							
104B423	Gear, Ring	1	1		1	1							
134D1091	Grille, Blower Housing	1	1		1	1							
508A5	Grommet, Rubber, Bottom Housing Panel - For 9/16" Hole	2	2		2	2							
503P94	Grommet, Rubber, Blower Housing - For 11/16" Hole	1	1		1	1							
115B196	Guide, Push Rod	2	2		2	2							
110A1501	Guide, Valve - Intake & Exhaust, Gasoline Engines - Standard	8	8		8	8							
110A1501-01	Guide, Valve - Intake & Exhaust, Gasoline Engines - .001" Oversize	4	4		4	4							
110A1501	Guide, Valve - Intake, Gas & Gasoline Engines - Standard	4	4		4	4							
110A1501-01	Guide, Valve - Intake, Gas & Gasoline Engines - .001" Oversize	4	4		4	4							
110A1392	Guide, Valve - Exhaust, Gas & Gasoline Engines - Standard	4	4		4	4							
110A1392-01	Guide, Valve - Exhaust, Gas & Gasoline Engines - .001" Oversize ...												
110A1439	Head, Cylinder - Gasoline Engines	2	2		2	2							
110B1440	Head, Cylinder - Gas & Gasoline Engines	2	2		2	2							
153B400	Heater Assembly & Bi-Metal, Thermo-Magnetic Choke - Spec G thru R ..		1										
153B422	Heater Assembly & Bi-Metal, Thermo-Magnetic Choke - Begin Spec S ..												

-H-

+ - Engines having optional continuously engaged "auto-cycle" starter, Order also 168K98 Supplementary Gasket Kit.

ENGINE SECTION

PART NUMBER	DESCRIPTION	SPEC.			SPEC.			SPEC.			SPEC.		
		A - M			P - T								
		S	MS		S	MS		S	MS		S	MS	
321P103	Holder, Fuse-Charging Alternator - Prior to Spec T	1		1				1					
321P165	Holder, Fuse-Charging Alternator - Begin Spec T							1			1		
503-634	Hose, Breather - Begin Spec T							1			1		
503A389	Hose, Breather to Air Cleaner Adapter - Prior to Spec F	1		1									
503A416	Hose, Breather to Air Cleaner Adapter - Spec F thru S	1		1				1			1		
503A395	Hose, Oil Bath Air Cleaner to Adapter (Optional Equipment)	1		1				1			1		
503-159	Hose, Gas Regulator to Carburetor (Optional Equipment)	1		1				1			1		
134D1087	Housing, Blower	1		1				1			1		
190D251	Housing, Clutch	1		1				1			1		
134D1048	Housing, Cylinder Air - Front	1		1				1			1		
134D1051	Housing, Cylinder Air - Rear - Standard Engine	1		1				1			1		
134C1508	Housing, Cylinder Air - Rear - Engine with Factory Mounted Controls	1		1				1			1		
134B1401	Hub, Flywheel	1		1				1			1		
110A1215	Insert, Exhaust Valve Seat - Stellite - Standard	4		4				4			4		
110A1215-02	Insert, Exhaust Valve Seat - Stellite - .002" Oversize												
110A1215-05	Insert, Exhaust Valve Seat - Stellite - .005" Oversize												
110A1215-10	Insert, Exhaust Valve Seat - Stellite - .010" Oversize												
110A1215-25	Insert, Exhaust Valve Seat - Stellite - .025" Oversize												
110A1214	Insert, Intake Valve Seat - Gasoline Engines - Standard	4		4				4			4		
110A1214-02	Insert, Intake Valve Seat - Gasoline Engines - .002" Oversize												
110A1214-05	Insert, Intake Valve Seat - Gasoline Engines - .005" Oversize												
110A1214-10	Insert, Intake Valve Seat - Gasoline Engines - .010" Oversize												
110A1214-25	Insert, Intake Valve Seat - Gasoline Engines - .025" Oversize												
110A1287	Insert, Intake Valve Seat - Stellite - Gas & Gas-Gasoline Engines - Standard	4		4				4			4		
110A1287-02	Insert, Intake Valve Seat - Stellite - Gas & Gas-Gasoline Engines - .002" Oversize												
110A1287-05	Insert, Intake Valve Seat - Stellite - Gas & Gas-Gasoline Engines - .005" Oversize												
110A1287-10	Insert, Intake Valve Seat - Stellite - Gas & Gas-Gasoline Engines - .010" Oversize												
110A1287-25	Insert, Intake Valve Seat - Stellite - Gas & Gas-Gasoline Engines - .025" Oversize												

ENGINE SECTION

11

PART NUMBER	DESCRIPTION	SPEC. A - M		SPEC. P - T		SPEC.	SPEC.	SPEC.	SPEC.
		S	MS	S	MS				
508A127	Insulator, Sleeve, High Air Temperature Switch Mounting (Optional Equipment)	1	1	1	1				
153A399	Insulator, Thermo-Magnetic Choke - Begin Spec G		2		2				
-J-									
150A974	Joint, Ball - Governor Link - Prior to Spec R	1	1	1	1				
150A1081	Joint, Ball - Governor Link - Begin Spec R			2	2				
150A925	Joint, Ball, 2 Speed Governor (Optional Equipment)	1	1	1	1				
-K-									
515-1	Key, Camshaft Gear Mounting	2	2	2	2				
516-6	Key, Clutch	1	1	1	1				
516-36	Key, Cotter (1/16 x 3/8") Solenoid Rod, 2 Speed Governor (Optional Equipment)	1	1	1	1				
515A3	Key, Crankshaft, Power Take-Off	1	1	1	1				
515-1	Key, Distributor Drive Gear - Battery Ignition	1	1	1	1				
515-153	Key - Flywheel to Crankshaft	1	1	1	1				
515-1	Key, Gear Mounting - Crankshaft	1	1	1	1				
-L-									
336A333	Lead, Coil to Distributor (Battery Ignition)	1	1	1	1				
336A1551	Lead, Choke to Ignition Coil - Thermo-Magnetic Choke - Begin Spec G		1		1				
336A1550	Lead, Ground - Thermo-Magnetic Choke - Begin Spec G		1		1				
150A904	Lever, Solenoid Control - 2 Speed Governor (Optional Equipment) ..	1	1	1	1				
150A908	Lever, Speed Control - Variable (2 Spring) Governor (Optional Equipment)	1	1	1	1				
153B390	Lever, Thermostat - Thermo-Magnetic Choke - Begin Spec G		1		1				

ENGINE SECTION

PART NUMBER	DESCRIPTION	SPEC.		SPEC.		SPEC.		SPEC.		SPEC.
		A - M		P - T		S		MS		
		S	MS	S	MS	S	MS	S	MS	
159B744	Line, Fuel Pump to Carburetor - Prior to Spec R	1	1	1	1					
149B1094	Line, Fuel Pump to Carburetor - Begin Spec R			1	1					
120A562	Line, Oil Filter Adapter to Cylinder Head - Gasoline Engines	1	1							
120A637	Line, Oil Filter Adapter to Cylinder Head - Gasoline Engines - Spec P thru S			1	1					
120A562	Line, Oil Filter Adapter to Cylinder Head - Gas & Gas-Gasoline Engines - Prior to Serial #698178	1	1	1	1					
120A606	Line, Oil Filter Adapter to Cylinder Head - Gas & Gas-Gasoline Engines - Begin Serial #698178	1	1	1	1					
120B707	Line, Oil Filter Adapter to Tee - Begin Spec T			1	1					
120B628	Line, Oil - Rocker Cover - Gasoline Engines Only	2	2	2	2					
120B575	Line, Oil, Tee to Rear Cylinder Head - Gasoline Engines Prior to Spec P	1	1							
120B635	Line, Oil, Tee to Rear Cylinder Head - Gasoline Engines Spec P thru S			1	1					
120B575	Line, Oil, Tee to Rear Cylinder Head - Gas & Gas-Gasoline Engines - Prior to Serial #698178	1	1							
120B635	Line, Oil, Tee to Rear Cylinder Head - Gas & Gas-Gasoline Engines - Serial #698178 thru Spec S	1	1	1	1					
120A695	Line, Oil, Tee to Head - Begin Spec T			2	2					
150A849	Linkage Assembly, Governor - Includes 1 Ball Joint - Prior to Spec R	1	1	1	1					
150A1070	Linkage Assembly, Governor - Includes 2 Ball Joints - Begin Spec R			1	1					
115A184	Lock, Rocker Arm Stud	4	4	4	4					
110A858	Lock, Valve Spring Retainer	16	16	16	16					
115B150	Locknut, Hex - Rocker Arm	8	8	8	8					
162A242	*Magneto Assembly - Includes Drive Gear - Prior to Spec R	1	1	1	1					
161A252	*Magneto Assembly - Includes Drive Gear - Begin Spec R			1	1					
154D714	Manifold, Exhaust	1	1	1	1					
154D724	Manifold, Intake - Spec A Only	1	1	1	1					
154D749	Manifold, Intake - Begin Spec B	1	1	1	1					
191C427	*Motor, Starter - 12V.			1	1					

-M-

* - See Accessory Section for Component Parts

-M-

* - See Accessory Section for Component Parts

ENGINE SECTION

13

PART NUMBER	DESCRIPTION	SPEC.		SPEC.		SPEC.		SPEC.		SPEC.
		A - M		P - T		S		MS		
		S	MS	S	MS	S	MS	S	MS	
-N-										
505-101	Nipple, Pipe - Gas Regulator Outlet - 3/8 x 1" (Optional Equip.) ..	1	1	1	1					
160A558	Nipple, Rubber - Coil (Battery Ignition)	6	6	6	6					
153A14	Nut, Cable to Lever - Variable Speed (2 Spring) Governor - Manual Control with Cable (Optional Equipment)	1	1	1	1					
403A620	Nut, Extension - Prior to Spec G	2	2	2	2					
104A91	Nut, Governor Adjusting Stud - Prior to Spec R	1	1	1	1					
862-3	Nut, Governor Adjusting Stud - Begin Spec R	2	2	2	2					
870-131	Nut, Keps - Ball Joint to Governor Arm	4	4	4	4					
115B150	Nut, Stover, Hub to Flywheel (3/8-24)	2	2	2	2					
865-20	Nut, Wing (Plastic Insert) - Air Cleaner Cover	2	2	2	2					
-O-										
522K199	+Overhaul Kit (Battery Ignition) - Prior to Spec R		1							
522K235	+Overhaul Kit (Battery Ignition) - Begin Spec R									
522K196	+Overhaul Kit (Magnetic Ignition) - Prior to Spec R	1	1	1	1					
522K234	+Overhaul Kit (Magnetic Ignition) - Begin Spec R			1	1					
-P-										
525K137	Paint, Touch Up - 16 oz. Pressurized Can (Green Enamel)									
870-133	Palnut, Lock - Governor Adjustment	1	1	1	1					
870-188	Palnut, Lock - Governor Link	2	2	2	2					
870-134	Palnut, Lock - Thermo-Magnetic Choke - Begin Spec G	1	1	1	1					
140C595	Pan, Air Cleaner	1	1	1	1					
+ - Engines having optional continuously engaged "auto-cycle" starter, Order also 168K98 Supplementary Gasket Kit.										

+ - Engines having optional continuously engaged "auto-cycle" starter, Order also 168K98 Supplementary Gasket Kit.

ENGINE SECTION


PART NUMBER	DESCRIPTION	SPEC. A - M		SPEC. P - T		SPEC.	SPEC.	SPEC.
		S	MS	S	MS			
134D1096	Panel, Air Housing Door - Spec A Only	1						
134D1202	Panel, Air Housing Door - Begin Spec B	1	1	1				
134D1418	Panel, Cylinder Air Housing (Bottom)	1	1	1				
150A75	Pin, Camshaft Center	1	1	1				
516A149	Pin, Center Main Bearing Housing	2	2	2				
516A72	Pin, Crankshaft Thrust Washer	4	4	4				
516-141	Pin, Dowel - Gear Cover Locating	2	2	2				
112A86	Pin, Piston - Standard	4	4	4				
112A86-02	Pin, Piston - .002" Oversize	4	4	4				
516-111	Pin, Roll - Governor Cup Stop	1	1	1				
112A92	Piston & Pin, Includes Retaining Rings - Gasoline & Gas-Gasoline Engines - Standard	4	4	4				
112A92-10	Piston & Pin, Includes Retaining Rings - Gasoline & Gas-Gasoline Engines - .010" Oversize							
112A92-20	Piston & Pin, Includes Retaining Rings - Gasoline & Gas-Gasoline Engines - .020" Oversize							
112A92-30	Piston & Pin, Includes Retaining Rings - Gasoline & Gas-Gasoline Engines - .030" Oversize							
112A92	Piston & Pin, Includes Retaining Rings - Gas Only & LPG - Prior to Spec S - Standard	4	4	4				
112A92-10	Piston & Pin, Includes Retaining Rings - Gas Only & LPG - Prior to Spec S - .010" Oversize							
112A92-20	Piston & Pin, Includes Retaining Rings - Gas Only & LPG - Prior to Spec S - .020" Oversize							
112A92-30	Piston & Pin, Includes Retaining Rings - Gas Only & LPG - Prior to Spec S - .030" Oversize							
112A106	Piston & Pin, Includes Retaining Rings - Gas Only & LPG - Begin Spec S - Standard		4	4				
112A106-10	Piston & Pin, Includes Retaining Rings - Gas Only & LPG - Begin Spec S - .010" Oversize							
112A106-20	Piston & Pin, Includes Retaining Rings - Gas Only & LPG - Begin Spec S - .020" Oversize							
112A106-30	Piston & Pin, Includes Retaining Rings - Gas Only & LPG - Begin Spec S - .030" Oversize							
101D337	Plate, Bearing (Less Bearing & Lock Pins)	1	1	1				
149A638	Plate, Fuel Pump Hole - Gas Fuel Engines Only (Optional Equip.) ..	1	1	1				
505-57	Plug, Gas Regulator - 1/8" (Optional Equipment)	1	1	1				
153C385	Plate, Thermo-Magnetic Choke Mounting - Begin Spec G	1	1	1				
517-53	Plug, Camshaft Opening	1	1	1				
517-35	Plug, Dot Button - Blower Housing	1	1	1				
505-54	Plug, Pipe - Intake Manifold - 1/4" Square Head	1	1	1				

ENGINE SECTION

15

PART NUMBER	DESCRIPTION	SPEC.		SPEC.		SPEC.		SPEC.		SPEC.
		A - M		P - T		S		MS		
		S	MS	S	MS	S	MS	S	MS	
505-57	Plug, Pipe (1/8") Oil Filter Adapter	1	1	1	1	1	1	1	1	
505-274	Plug, Pipe - Oil By-Pass Valve (1/8" Countersunk)	1	1	1	1	1	1	1	1	
505-56	Plug, Pipe - Oil Drain (1/2)	1	1	1	1	1	1	1	1	
167-4	Plug, Spark	4	4	4	4	4	4	4	4	
150A905	Plunger, Solenoid - 2 Speed Governor (Optional Equipment)	1	1	1	1	1	1	1	1	
307P615	Primer Assembly, Solenoid - Used on some early models using Algas Regulator (Optional Equipment)	1	1	1	1	1	1	1	1	
120B547	Pump Assembly, Oil	1	1	1	1	1	1	1	1	
149A805	Pump Fuel - Manual Start Engines	1	1	1	1	1	1	1	1	
149A803	Pump Fuel - Electric Start Engines	1	1	1	1	1	1	1	1	
150A914	Ratchet, Speed Control, Variable Speed (2 Spring) Governor - Manual Control at Engine (Optional Equipment)	1	1	1	1	1	1	1	1	
305B267	Rectifier Assembly, Charging Alternator - Includes Mounting Brackets	1	1	1	1	1	1	1	1	
148C115	Regulator, Gas - Algas Mfr. (Optional Equip.) Order #148C311	1	1	1	1	1	1	1	1	
148C311	Regulator, Gas - Garretson Mfr. (Optional Equipment)	1	1	1	1	1	1	1	1	
305B261	Regulator, Voltage - Charging Alternator - Prior to Spec T	1	1	1	1	1	1	1	1	
305C478	Regulator, Voltage - Charging Alternator - Begin Spec T	1	1	1	1	1	1	1	1	
149P1048	Repair Kit, Fuel Pump (Includes Diaphragm Assy., Valves & Gaskets) Retainer, Grille	1	1	1	1	1	1	1	1	
134A1092	Retainer, Valve Spring	3	3	3	3	3	3	3	3	
110B1220	Ring, Lock - Crankshaft Gear Washer	8	8	8	8	8	8	8	8	
518-188	Ring, "O" - Spark Plug Cables	1	1	1	1	1	1	1	1	
509P18	Ring, Retaining - Governor Yoke	1	1	1	1	1	1	1	1	
518-129	Ring, Retaining - Piston Pin	1	1	1	1	1	1	1	1	
112A85	Ring, Retaining - Thermo-Magnetic Choke - Begin Spec G	8	8	8	8	8	8	8	8	
518-219	Ring Set, Piston - Standard	4	4	4	4	4	4	4	4	
113A107	Ring Set, Piston - .010" Oversize									
113A107-10	Ring Set, Piston - .020" Oversize									
113A107-20	Ring Set, Piston - .030" Oversize									
113A107-30	Ring Set, Piston, Chrome Plated - Standard	4	4	4	4	4	4	4	4	
113A111	Ring Set, Piston, Chrome Plated - .010" Oversize									
113A111-10	Ring Set, Piston, Chrome Plated - .020" Oversize									
113A111-20	Ring Set, Piston, Chrome Plated - .030" Oversize									
113A111-30	Ring, Snap - Camshaft Center Pin	1	1	1	1	1	1	1	1	
150A78										

Property of the
Thompson Library



ENGINE SECTION

PART NUMBER	DESCRIPTION	SPEC. A - M		SPEC. P - T		SPEC.	SPEC.	SPEC.
		S	MS	S	MS			
518-195	Ring, Snap - Distributor Drive Gear	1	1	1	1			
114A163	Rod Assembly, Connecting (Forged) Less Bearing	4	4	4	4			
141A727	Rod, Carburetor Adjusting	1	1	1	1			
150A841	Rod, Governor Control - Prior to Spec R	1	1	1	1			
150A1069	Rod, Governor Control - Begin Spec R	1	1	1	1			
150A923	Rod, Solenoid to Lever - 2 Speed Governor (Optional Equipment)	8	8	8	8			
115A145	Rod, Valve Push (Aluminum)	1	1	1	1			
191C400	Rotor, Charging Alternator							
149P463	Screen, Fuel Pump	1	1	1	1			
810-74	Screw, Cable to Lever - Variable Speed (2 Spring) Governor - Manual Control with Cable (Optional Equipment)	1	1	1	1			
110A815	Screw, Cylinder Head (3/8-16 x 2")	8	8	8	8			
110A1282	Screw, Cylinder Head (3/8-16 x 4")	4	4	4	4			
110A1225	Screw, Cylinder Head (3/8-16 x 4-3/4")	10	10	10	10			
134A1373	Screw, Fastener - Door Panel	2	2	2	2			
800-500	Screw, Flywheel Mounting (7/16-14 x 5-1/2")	1	1	1	1			
800-53	Screw, Hex, Clutch Flange (3/8-16 x 1-3/4")	1	1	1	1			
800-74	Screw, Hex, Clutch Assy. to Housing (7/16-14 x 1-3/4")	8	8	8	8			
815-176	Screw, Hex, Governor Shaft (8-32 x 1/2")	1	1	1	1			
809-42	Screw, Oil Line Mounting - Rocker Cover	2	2	2	2			
150A915	Screw, Speed Control Lever & Spring Mounting - Variable Speed (2 Spring) & 2 Speed Governor (Optional Equipment)	1	1	1	1			
150A918	Screw, Spring to Lever - Variable Speed (2 Spring) & 2 Speed Governor (Optional Equipment)	1	1	1	1			
812-133	Screw, Rotor Mounting - Charging Alternator - Begin Spec T	1	1	1	1			
813-107	Screw, Stator Mounting - Charging Alternator - Begin Spec T	1	1	1	1			
509-86	Seal, Oil - Crankshaft - Rear	1	1	1	1			
509P87	Seal, Oil - Gear Cover	1	1	1	1			
509P88	Seal, Oil - Governor Shaft	1	1	1	1			
509A90	Seal, Oil - Intake Valve, Includes Retaining Rings	4	4	4	4			
509-84	Seal, "O" Ring - Push Rod Shield	16	16	16	16			
150B838	Shaft, Governor	1	1	1	1			
150B901	Shaft, Governor - For #103C278 Cover Only (Optional Equipment)	1	1	1	1			
115A137	Shield, Push Rod	8	8	8	8			
323C488	Socket, Connector - Charging Alternator - Begin Spec T							

-S-

-S-

17

PART NUMBER	DESCRIPTION	SPEC.		SPEC.		SPEC.		SPEC.		SPEC.
		A - M		P - T		S		MS		
		S	MS	S	MS	S	MS			
307B628	Solenoid, Governor Control, 2 Speed Governor (Optional Equip.)	1	1	1	1					
104A543	Spacer & Washer Assembly, Hub to Flywheel	4	4	4	4					
403A826	Spacer, Lifting Bracket (Not used on Early Models)	1	1	1	1					
191A311	Spacer, Starter Motor Flange	1	1	1	1					
150A837	Spring, Governor - Spec A Only	1	1	1	1					
150A861	Spring, Governor - Spec B thru P	1	1	1	1					
150A1085	Spring, Governor - Begin Spec R									
150A922	Spring, Governor Control - 2 Speed - Speed Range 1200 to 1800 RPM (1-15/16" Coil) (Optional Equipment)	1	1	1	1					
150A921	Spring, Governor Control - Two Speed & Variable Speed - Speed Range 1200 to 2400 RPM or 1800 to 2500 RPM (1-13/32" Coil) (Optional Equipment)	1	1	1	1					
151-206	Spring, Governor - Variable Speed (1 Spring) Governor (Optional Equipment)	1	1	1	1					
120A555	Spring, Oil Pump By-Pass Valve	1	1	1	1					
115A146	Spring, Push Rod Shield Retainer	1	1	1	1					
150A907	Spring, Tension, Speed Control Lever - Variable Speed (2 Spring) & 2 Speed Governor (Optional Equipment)	8	8	8	8					
153B387	Spring, Thermo-Magnetic Choke - Spec G thru R	1	1	1	1					
153B425	Spring, Thermo-Magnetic Choke - Begin Spec S	1	1	1	1					
166P253	Spring, Spark Plug Terminal Cover	4	4	4	4					
110A1221	Spring, Valve	8	8	8	8					
191B509	Stator, Charging Alternator - Prior to Spec T	1	1	1	1					
191C724	Stator, Charging Alternator - Begin Spec T	1	1	1	1					
332A872	Strip, Marker - Terminal Block	1	1	1	1					
520A621	Stud, Air Cleaner Mounting	2	2	2	2					
520A114	Stud, Carburetor Mounting	2	2	2	2					
520A626	Stud, Cylinder Head (Only With Eyebolt & Extension Nut)	2	2	2	2					
520A608	Stud, Exhaust Manifold	8	8	8	8					
150A851	Stud, Governor Adjusting - Spec A Only	1	1	1	1					
150A863	Stud, Governor Adjusting - Spec B thru P	1	1	1	1					
150A1083	Stud, Governor Adjusting - Begin Spec R	1	1	1	1					
520A338	Stud, Intake Manifold	4	4	4	4					
115A189	Stud Set, Rocker Arm (2 Studs & Lock)	4	4	4	4					
150A945	Stud, Speed Adjustment - Variable Speed (1 Spring) Governor (Optional Equipment)	1	1	1	1					
134B1088	Support, Blower Housing & Grille	1	1	1	1					
309P162	Switch, High Air Temperature - Used on Early Model Engines (Mounts on Air Duct) (Optional Equipment)	1	1	1	1					
309P196	Switch, High Air Temperature - Mounts with Bracket on Manifold Stud (Optional Equipment)	1	1	1	1					


ENGINE SECTION

PART NUMBER	DESCRIPTION	SPEC. A - M		SPEC. P - T		SPEC.	SPEC.	SPEC.
		S	MS	S	MS			
309B64	Switch, Low Oil Pressure (Optional Equipment)	1	1	1	1			
142A113	Swivel, Variable Speed (1 Spring) Governor (Optional Equip.)	1	1	1	1			
-T-								
115A132	Tappet, Valve	8	8	8	8			
115A195	Tappet, Valve			1	1			
502-373	Tee, Front Cylinder Head - Begin Spec T			1	1			
502A242	Tee, Restricted - Front Cylinder Head - Prior to Spec T	1	1	1	1			
332P529	Terminal, Crimp - Charging Alternator - Begin Spec T			1	1			
332A876	Terminal, Ground - Thermo-Magnetic Choke - Begin Spec G			1	1			
123A645	Tube, Breather - Prior to Spec T	1	1	1	1			
120B586	Tube, Crankcase Oil, Front	1	1	1	1			
120B585	Tube, Crankcase Oil, Rear	1	1	1	1			
123A732	Tube, Nylon - Air Cleaner Adapter to Breather Hose	1	1	1	1			
123A649	Tube, Oil Fill	1	1	1	1			
-V-								
110B1219	Valve, Exhaust - Stellite	4	4	4	4			
110B1218	Valve, Intake - Gasoline Engines	4	4	4	4			
110B1286	Valve, Intake - Stellite - Gas & Gas-Gasoline Engines	4	4	4	4			
120A539	Valve, Oil Pump By-Pass	1	1	1	1			
123A1170	Valve, PCV (Positive Crankcase Ventilator) - Begin Spec T			1	1			
504-7	Valve, Shut-Off - Fuel Pump Inlet - Gas-Gasoline Engines Only (Optional Equipment)	1	1	1	1			
148A107	Vent, Gas Regulator (Optional Equipment)	1	1	1	1			

ENGINE SECTION

19

PART NUMBER	DESCRIPTION	SPEC.		SPEC.		SPEC.		SPEC.		SPEC.	
		A - M		P - T		S		MS		S	
		S	MS	S	MS	S	MS	S	MS	S	MS
	-W-										
105A205	Washer, Camshaft Thrust	1				1				1	
190A254	Washer, Clutch	1				1				1	
104A416	Washer, Crankshaft Gear Retainer	1				1				1	
104A420	Washer, Crankshaft Thrust	2				2				2	
526-174	Washer, Cylinder Head	14				14				14	
134A1180	Washer, Fastener Screw Retainer (Early models use quantity of 8 for top cover)	4				4				4	
526A245	Washer, Flat - Bearing Plate Mounting	6				6				6	
526A35	Washer, Flat - Center Main Bearing Housing	2				2				2	
526-65	Washer, Flat, Copper - Fuel Pump Mounting	2				2				2	
526-18	Washer, Flat - Thermo-Magnetic Choke (17/64" I.D. x 5/8" O.D. x 1/16") - Begin Spec G	4				4				4	
526A187	Washer, Hub to Flywheel	2				2				2	
153A399	Washer, Insulating, Choke Heater Assembly - Thermo-Magnetic Choke - Begin Spec G	2				2				2	
508A126	Washer, Insulator, High Air Temperature Switch Mounting (Optional Equipment)	2				2				2	
526-116	Washer, Solenoid Rod - 2 Speed Governor (Optional Equipment)	2				2				2	
115A155	Washer, Spring Retaining - Push Rod Shield	16				16				16	
152A41	Washer, Tension - Variable Speed (1 Spring) Governor (Optional Equipment)	1				1				1	
150A859	Washer, Thrust - Governor Yoke - Begin Spec B	1				1				1	
143A231	Wire, Choke Stop - Gas-Gasoline Electric Choke Engines (Optional Equipment)	1				1				1	
	-Y-										
150A777	Yoke, Governor	1				1				1	




ACCESSORY SECTION

CONTAINS THE FOLLOWING—

COMPONENT PARTS FOR THESE ASSEMBLIES:

- I. CARBURETORS
- II. FUEL SYSTEM PARTS
 - AIR CLEANER KIT (OIL BATH)
 - CARBURETOR AIR HEATER KITS
- III. STARTER MOTORS
- IV. MAGNETO PARTS
- V. GOVERNOR PARTS
- VI. IGNITION DISTRIBUTOR PARTS
- VII. MISCELLANEOUS ASSEMBLIES PARTS
 - AIR SHUTTER ASSEMBLIES



ACCESSORY SECTION

ASSEMBLY NUMBERS

CARBURETOR PARTS

PART NO.	DESCRIPTION	141D685	141D686	141D719	141D720	141D725	143C223	143B243	143B246	143C304	143B318	143C289
143-117	Ball, Choke Shaft					1		1			1	
143-210	Bowl, Fuel					1	1	1	1	1		
141P708	Bowl, Fuel	1	1	1	1							
145A310	Extension, Throttle Arm							1				
141P702	Float Assembly	1	1	1	1							
143-105	Float and Lever					1		1	1			
143-297	Float and Lever										1	
143-77	*Gasket, Bowl Ring					1	1	1	1	1	1	
141P701	*+Gasket, Bowl Ring	1	1	1	1							
143-209	*Gasket, Bowl Screw					1	1	1	1	1	1	
141A281	*+Gasket, Carburetor Mounting	1	1	1	1	1	1	1	1	1	1	
143A15	*Gasket, Fuel Inlet Valve					1		1	1	1	1	
143K201	+Gasket Kit					1	1	1	1	1	1	
141K748	Gasket Kit	1	1	1	1							
141-712	Jet Assembly, Main (Adjustable)	1	1	1								
145A309	Needle, Gas Adjusting						1					
148A589	Needle, Gas Adjusting									1		
141P713	Needle, Idle Adjusting	1	2	2	1							
141-732	Needle, Idle Adjusting											
143-235	+Needle, Idle Jet & High Speed Adjustment					1		1	1	1	1	
141-734	Needle, Main Gas Adjusting		1	1	1							
143-237	+Nozzle					1	1	1	1	1	1	
141-736	Nut, Bowl				1							
143-212	+Pin, Float Lever				1			1	1	1	1	

NOTE: For Explanation of symbols, see last page of Carburetor Parts.

ACCESSORY SECTION

3

ASSEMBLY NUMBERS

CARBURETOR PARTS

PART NO.	DESCRIPTION	141D685	141D686	141D719	141D720	141D725	143C223	143B243	143B246	143C304	143B318	143C289
141P741	Plate, Choke	1	1	1								
141P706	Plate, Throttle	1	1	1	1							
143-110	Plug, Expansion					1	1	1	1	1	1	
505-8	Plug, Pipe - 1/8"						1			1		
141-737	Plug, Pipe - 1/8"					1						
141P747	Repair Kit	1	1	1								
143K241	Repair Kit					1		1	1	1	1	
141P705	+Retainer, Seal	1	1	1	1							
141P203	Retainer, Seal	1	1									
143-208	Screw & Gasket, Bowl					1	1	1	1	1	1	
141P698	Screw & Washer, Choke & Throttle Plate	4	4	4	2							
812-14	+Screw, Choke & Throttle Valve #3-48 x 3/16"					4	2	4	4	2	4	
143-213	Screw, Idle Adjusting					1	1	1	1	1	1	
143-215	Screw, Throttle Lever Adjusting					1	1	1	1	1	1	
141-738	Screw, #10-32				1							
141P700	Screw, Throttle Stop	1	1	1	1							
141P697	*Seal, Felt		1									
141-661	**Seal, Rubber	1	1	1	1							
143-221	Shaft, Choke - Includes Lever					1		1				1
141-742	Shaft, Choke - Includes Lever	1	1									
143B315	Shaft, Choke								1			
141B679	Shaft, Choke	1										
141B716	Shaft, Choke			1								
141P703	+Shaft, Float	1	1	1	1							

NOTE: For Explanation of symbols, see last page of Carburetor Parts.

CARBURETOR PARTS

[illegible]

EXPLANATION OF REFERENCE SYMBOLS

+ - Included in Repair Kit

* - Included in Gasket Kit

5

FUEL SYSTEM PARTS		ASSEMBLY NUMBERS									
		140K661	140K677	140K892	140K893	140K894					
PART NUMBER	DESCRIPTION										
140K677	Cleaner Kit, Air - Conversion to Oil Bath		X								
140K661	Heater Kit, Carburetor Air	X									
140K892	Heater Kit, Carburetor Air			X							
140K893	Heater Kit, Carburetor Air				X						
140K894	Heater Kit, Carburetor Air					X					
•	• • • •										
140C645	Adapter, Air Cleaner Hose		1								
133A187	Adapter, Hose - Air Outlet			1	1						
140B519	Band, Air Cleaner		1								
140B654	Box, Air Outlet - Shutter	1									
503-4	Clamp, Hose	2									
503P365	Clamp, Hose		2								
503P458	Clamp, Hose			4	2	2					
140A821	Clamp, Temperature Control Support				2	2					
140B500	Cleaner, Air - Oil Bath		1								
140B788	Control Assembly, Temperature - Air Inlet -										
	Includes Parts Marked +			1	1	1					
140A650	Cover, Air Cleaner	1									
140B790	Cover, Air Cleaner			1	1	1					
140B658	Cover, Air Cleaner Pan	1									
154A738	Gasket, Exhaust Flange					1					
140A584	Gasket, Hose Adapter		1								
503A39	Hose, 1-3/4" I.D. x 3-1/2" Long			1							
503A444	Hose, Air Cleaner		1								
503A475	Hose, Control to Air Cleaner, 1-3/4" I.D.				1	1					
503B477	Hose, Control to Air Cleaner, 1-3/4" I.D.			1							
503A397	Hose, Hot Air - Shutter to Air Cleaner	1									
503B476	Hose, Plenum to Control, 1-3/4" I.D.				1	1					

ASSEMBLY NUMBERS

[illegible]

ACCESSORY SECTION

7

STARTER MOTOR PARTS

ASSEMBLY NUMBERS

PART NUMBER	DESCRIPTION	ASSEMBLY NUMBERS									
		191C150	191C324	191C416	191C427	191A443	191B453				
191C150	Motor, Starter - 12 Volt	X									
191C324	Motor, Starter - 12 Volt		X								
191C416	Motor, Starter - 115 Volt - Auto Cycle			X							
191C427	Motor, Starter - 12 Volt				X						
191A443	Motor, Starter - 24 & 32 Volt					X					
191B453	Motor, Starter - Auto Cycle						X				
•	• • •										
191A446	Adapter, Starter					1					
191C331	Adapter, Starter - Includes Bearings			1							
191-517	Armature	1									
191P712	Armature		1								
191-418	Armature			1							
191-517	Armature				1						
191P713	Armature					1					
191A452	Armature						1				
+	Band, Cover - #MZ-24A	1									
+	Band, Cover - #P19-27					1					
+	Bearing Assembly, Intermediate - #MAW-2129	1									
+	Bearing Assembly, Intermediate - #P36-4				1						
191-420	Bearing, Ball - Rear			1							
191P497	Bearing, Drive End		1			1					
191P334	Bearing, Drive End			1							
+	Bearing, Drive End - #MG-77A	1									
+	Bearing, Drive End - #24-23P (5)				1						
+	Bearing Only, Intermediate - #P24-17P (5)				1						
+	Bolt, Thru (Pkg.) - #P36-377		1			1					
+	Bolt, Thru			2							
191-419	Brush			2							

+ - Check Starter Nameplate and Order these Parts from your Nearest Dealer. Give Starter Model, Description and Part Number (after description).

ACCESSORY SECTION

STARTER MOTOR PARTS		ASSEMBLY NUMBERS									
		191C150	191C324	191C416	191C427	191A443	191B453				
PART NUMBER	DESCRIPTION										
191-513	Brush Set, Service	1									
191-434	Brush Set, Service		1								
191-513	Brush Set, Service				1	1					
191P714	Brush Set, Service				1						
191P329	Bushing, Adapter			1		1					
191P432	Clutch, Starter		1		1						
+	Coil Assembly Package, Field - #MBG-3005S	1									
+	Coil Assembly Package, Field - #MDY-2005BS		1								
+	Coil Assembly Package, Field - #P20-14				1	1					
+	Coil Assembly Package, Field - #P20-261				1						
+	Connector Package - #P90-535		1								
+	Core Assembly, Moving - #P37-47		1		1						
+	Cover, Brush			2							
+	Cover, Yoke - #ME0-28		1								
191P271	Drive Assembly, Bendix	1			1						
+	Frame & Field Assembly - #39517-1			1							
+	Frame & Field Assembly - #P58-15				1						
+	Frame & Field Assembly - #P58-122					1					
191B336	Gear, Pinion			1							
191B450	Gear, Pinion					1					
+	Head Assembly, Brush End - #MZ-2002Q	1									
+	Head Assembly, Brush End - #P19-139		1			1					
+	Head Assembly, Brush End - #P19-27				1	1					
+	Head Assembly, Brush End			1							
191-421	Holder Assembly, Brush			1							
+	Housing, Pinion - #P21-119		1			1					
+	Housing, Pinion - #P21-156	1			1						
516A150	Pin, Dowel - Pinion Gear			1							
516A154	Pin, Dowel - Pinion Gear					1					
+	Plate Assembly, Brush - #MEJ-1064		1								

+ - Check Starter Nameplate and Order these Parts from your Nearest Dealer. Give Starter Model, Description and Part Number (after description).

ACCESSORY SECTION

9

STARTER MOTOR PARTS

ASSEMBLY NUMBERS

PART NUMBER	DESCRIPTION	ASSEMBLY NUMBERS									
		191C150	191C324	191C416	191C427	191A443	191B453				
+	Plate Assembly, Brush - #P36-494				1						
+	Plug, Spring - #P37-11				1						
+	Ring, Snap - #P36-27				1						
509-92	Seal, Oil		1			1					
509-93	Seal, "O" Ring		1			1					
191A451	Spacer, Armature					1					
+	Spring, Brush - #MZ-19S (Set of 4)	1									
+	Spring, Brush - #P50-263 (Set of 4)		1		1	1					
+	Spring, Brush - #P50-65P (8)			4							
+	Spring, Plunger - #P50-188		1		1						
+	Stop & Lock Ring (Pkg.), Pinion - #90-83		1								
191-433	Switch, Solenoid		1								
191P715	Switch, Solenoid				1						
+	Washer, Armature Thrust (Pkg. - Use as required)										
	- #P90-263	1				1					
+	Washer Package, Thrust - #P90-503		1								
+	Washer, Spring			1							
+	Washer, Thrust			*							
+	Washer, Thrust - Commutator End (1/32") - #P36-35					*					
+	Washer, Thrust - Commutator End (1/32") - #P36-35P (25)				*						
+	Washer, Thrust - Commutator End (3/64") - #36-36					*					
+	Washer, Thrust - Commutator End (3/64") - #P36-36P (25)				*						
+	Washer, Thrust - Commutator End (1/16") - #P36-37					*					
+	Washer, Thrust - Commutator End (1/16") - #P36-37P (25)				*						

* - Quantity used as required

+ - Check Starter Nameplate and Order these Parts from your Nearest Dealer. Give Starter Model, Description and Part Number (after description).

ACCESSORY SECTION

STARTER MOTOR PARTS

ASSEMBLY NUMBERS

[illegible]

* - Quantity used as required

+ - Check Starter Nameplate and Order these Parts from your Nearest Dealer. Give Starter Model, Description and Part Number (after description).

ACCESSORY SECTION

11

MAGNETO PARTS

ASSEMBLY NUMBERS

PART NUMBER	DESCRIPTION	ASSEMBLY NUMBERS									
		162A242	161A252								
+	Arm, Trip - WICO #A-179X	2									
162-243	Bearing & Cage - WICO #X5521	1									
+	Bearing, Cam End - FM #A5950A		1								
161-73	Bearing, Distributor - FM #D5950C		1								
161P71	Bearing, Drive End - FM #C5949		1								
+	Bearing, Rotor - WICO #5517 (Included in #162-243 Bearing & Cage)	1									
+	Brush & Spring - FM #E2460B		1								
+	Bushing, Breaker Plate - WICO #5610	1									
+	Bushing, Coupling Drive Gear - FM #F2572		1								
+	Bushing, Ground Switch Screw - FM #K2457A		1								
+	Button, Stop - WICO #X5632	1									
+	Cage, Rotor Bearing - WICO #5567 (Included in #162-243 Bearing & Cage)	1									
162-248	Cap, Distributor - WICO #X5777	1									
+	Cap, End - FM #R2430C		1								
+	Clamp, Coil Core - WICO #5633	2									
+	Clamp, Condenser - WICO #6924	1									
+	Clip, Coil - FM #D6120		1								
+	Clip, Rotor Spring - FM #A2766		1								
161-29	Coil - FM #R2477C		1								
162-246	Coil - WICO #X5700B	1									
161A182	Condenser - FM #AXMR2433		1								
162-227	Condenser - WICO #X6916	1									
+	Connection Assembly, Ground - WICO #X5654	1									
+	Connector, Ground - WICO #5635	1									
162-244	Core, Coil - WICO #X5524	1									
+	Coupling, Impulse - FM #BS2563C		1								
162-249	Coupling, Impulse - WICO #X6516	1									
+	Cover, End Cap - FM #W800		1								

* - Check Magneto Nameplate and order these parts from your Nearest Dealer. Give Magneto Model, Description and Part Number (after description).

ACCESSORY SECTION

MAGNETO PARTS

ASSEMBLY NUMBERS

PART NUMBER	DESCRIPTION	ASSEMBLY NUMBERS									
		162A242	161A252								
+	Cover, Timing Window - FM #B6033		1								
+	Cover, Vent - FM #B6030A		2								
+	Cup, Drive - WICO #2061A	1									
+	Felt, Breaker Arm - WICO #7644	1									
+	Flange, Driven - WICO #X2286	1									
+	Gasket, Distributor Cap - WICO #5618	1									
+	Gasket, End Cap Cover - FM #B682		1								
+	Gasket, End Cap to Housing - FM #H2498		1								
+	Gasket, Window Seal - WICO #5719	1									
162-250	Gear, Distributor - WICO #6865	1									
160B674	Gear, Drive	1	1								
+	Gear, Rotor - FM #Q5952		1								
+	Housing - FM #FX2425		1								
+	Housing - WICO #X6196	1									
+	Hub Assembly, Coupling - FM #S2563		1								
+	Insulator, Ground Stud - WICO #11874	1									
+	Interlead Secondary - WICO #X6001	1									
+	Key, Rotor Shaft to Hub - FM #3K1		1								
+	Lever, Insulated - FM #M2514		1								
+	Lock, Breaker Arm - WICO #4210	1									
+	Lock, Insulating - Ground Stud - WICO #9820	1									
+	Nameplate - FM #A195		1								
+	Nut, Coupling - FM #M2570		1								
+	Nut, Ground Stud - WICO #3230	2									
+	Nut, Lock-Impulse - WICO #6412	1									
+	Nut, Switch Screw - FM #8N1		3								
+	"O" Ring - FM #D6061		1								
+	Pawl, Coupling - FM #Q2566		2								
+	Pin, Coupling Pawl Stop - FM #S2568		1								
+	Pivot, Breaker Arm - WICO #5603	1									

+ - Check Magneto Nameplate and order these parts from your Nearest Dealer. Give Magneto Model, Description and Part Number (after description).

ACCESSORY SECTION

13

MAGNETO PARTS

ASSEMBLY NUMBERS

PART NUMBER	DESCRIPTION	ASSEMBLY NUMBERS									
		162A242	161A252								
+	Plate, Base - Type FM-X4A - FM #A2561A	1									
162-245	Plate & Gasket, Impulse Stop - WICO #X5549	1									
+	Plate, Name - FM #M195	1									
+	Plate, Window Clamp - WICO #5895	1									
161-166	Point Set, Breaker - FM #A2437A	1									
162-204	Point Set, Breaker - WICO #X5996	1									
+	Retainer, Drive Spring - WICO #2288	1									
+	Ring, Distributor Shaft Snap - FM #G1498	1									
+	Ring, Drive End Bearing Snap - FM #B1498B	1									
+	Ring, Fulcrum Pin Snap - FM #C1498G	1									
162-253	Ring, Lock-Impulse - WICO #6424	1									
+	Ring, Retaining - Rotor Bearing - WICO #5516										
	(Included in #162-243 Bearing & Cage)	1									
+	Ring, Rotor Gear Snap - FM #D1498	1									
+	Ring, Rotor Shaft Snap - FM #B1498D	1									
+	Ring, Snap - Impulse Coupling - WICO #A-243X	2									
+	Rod, High Tension Lead - FM #J983A	1									
+	Rotor, Distributor - FM #DX2765	1									
162-251	Rotor, Distributor - WICO #X9564	1									
+	Rotor, Magnetic - FM #HW2480	1									
162-247	Rotor, Magnetic - WICO #Y5710	1									
161P221	Screen, Vent - FM #C6032B	2									
+	Screw & Lockwasher, Contact Support										
	(6-32 x 3/8") - FM #6S6U	1									
+	Screw & Lockwasher, Contact Support										
	(8-32 x 3/8") - FM #8S6U	1									
+	Screw & Lockwasher, Distributor Cap - WICO #5622	4									
+	Screw & Lockwasher, Impulse Stop Clamp - WICO										
	#6465	4									
+	Screw & Washer, Distributor Gear - WICO #6466	1									

+ - Check Magneto Nameplate and order these parts from your Nearest Dealer. Give Magneto Model, Description and Part Number (after description).

ACCESSORY SECTION

MAGNETO PARTS

ASSEMBLY NUMBERS

PART NUMBER	DESCRIPTION	ASSEMBLY NUMBERS									
		162A242	161A252								
+	Screw, Bearing Support (8-32 x 3/8") - FM #8S6G		4								
+	Screw, Breaker Arm Terminal (6-32 x 3/8") -										
	FM #6S6Z		1								
+	Screw, Breaker Spring Clamp - WICO #5431	1									
+	Screw, Coil Clip (6-32 x 1/4") - FM #6S4U		1								
+	Screw, Coil Contact (1), Window Clamp Plate (2)										
	- WICO #5536	3									
+	Screw, Condenser Clamp (2), Coil Core Clamp (2)										
	- WICO #5411	4									
+	Screw, Condenser (8-32 x 5/16") - FM #8S5NA		1								
+	Screw, Coupling - FM #E2565		1								
+	Screw, End Cap (10-24 x 7/8") - FM #10S14D		4								
+	Screw, End Cap Cover (8-32 x 9/16") - FM #8S9D	2									
+	Screw, Fixed Contact Clamp - WICO #5900	2									
+	Screw, Ground Switch (8-32 x 7/8") - FM #8S14N		1								
+	Screw, Timing Window Cover (4-32 x 1/4") -										
	FM #4S4K		2								
+	Screw, Vent Cover (6-32 x 1/4") - FM #6S4U		2								
+	Seal, Distributor Shaft - FM #G2501		1								
161-62	Seal, Drive End - FM #G3861		1								
+	Seal, Oil - WICO #6199	1									
+	Setscrew, Coil Bridge - FM #31SS14A		2								
+	Shaft & Gear, Distributor - FM #Y5939		1								
+	Shell, Coupling (Outer) - FM #C4591		1								
+	Shell, Coupling - Flange Mounting - FM #TZ5957		1								
+	Shield, Ball Bearing - WICO #5926	1									
+	Shim, Drive End Bearing - FM #C2723		2								
+	Slinger, Oil - WICO #6204	1									
+	Spacer, Bearing Cage - WICO #5520	1									
+	Spacer, Driven Flange - WICO #2122	1									

+ - Check Magneto Nameplate and order these parts from your Nearest Dealer. Give Magneto Model, Description and Part Number (after description).

ACCESSORY SECTION


15

MAGNETO PARTS

ASSEMBLY NUMBERS

PART NUMBER	DESCRIPTION	ASSEMBLY NUMBERS									
		162A242	161A252								
+	Spacer, Impulse - WICO #5518	1									
+	Spring, Coil Contact - WICO #5773	1									
+	Spring, Coupling Drive - FM #E2565		1								
+	Spring, Pawl - Flange Mounting - FM #T5963		1								
+	Spring, Pawl Lock - FM #A1498J		1								
+	Spring, Drive - WICO #15-186	1									
+	Stud, Ground - WICO #3945	1									
+	Support, Bearing - FM #X4631		1								
+	Switch, Ground - Complete - FM #L2514C		1								
+	Washer, Breaker Points - WICO #10407	1									
+	Washer, Breaker Points Aligning - WICO #3219	1									
+	Washer, Breaker Points Aligning - WICO #5717	1									
+	Washer, Contact Support Screw Plate (#6) - FM #D2458		1								
+	Washer, Contact Support Screw Plate (#8) - FM #B5969		1								
+	Washer, Coupling Nut - FM #B5931B		1								
+	Washer, Drive Cup Spacing - WICO #1VA-583	1									
+	Washer, Drive End Seal (Inner) - FM #A2492C		1								
161-128	Washer, Drive End Seal (Outer) - FM #A2492A		1								
+	Washer, Flange Spacing - WICO #M-42XA	1									
+	Washer, Flat - Outer Shell - FM #D2502		1								
+	Washer, Ground Stud - WICO #1XA-256	1									
+	Washer, Lock - Ground Stud - WICO #M-55XA	2									
+	Washer, Lock - Switch Screw - FM #8LW5		1								
+	Washer, Switch Insulating - FM #C6018		2								
162-254	Washer, Thrust - WICO #6425	1									
+	Wick, Cam - FM #G2788		1								
+	Window - WICO #5753	1									

+ - Check Magneto Nameplate and order these parts from your Nearest Dealer. Give Magneto Model, Description and Part Number (after description).



ASSEMBLY NUMBERS

+ - Check Magneto Nameplate and order these parts from your Nearest Dealer. Give Magneto Model, Description and Part Number (after description).

17

ASSEMBLY NUMBERS

151C201

[illegible]

19

MISCELLANEOUS ASSEMBLIES PARTS		ASSEMBLY NUMBERS												
		134D1234	134D1513	134D1613	134A1694	134D1810								
PART NUMBER	DESCRIPTION													
134D1234	Shutter Assembly, Air - With Normally Closed Mounted Switch	X												
134D1513	Shutter Assembly, Air - Without Switch		X											
134D1613	Shutter Assembly, Air - With Normally Closed Switch Assembly Mounted on Cylinder Head			X										
134A1694	Shutter Assembly, Air - With Normally Open Switch Assembly Mounted on Cylinder Head				X									
134D1810	Shutter Assembly, Air - Without Switch					X								
•	• • • •													
134B1604	Arm, Actuating			1	1	1								
134A1783	Bearing, Shutter Bracket & Pivot					4								
134P1248	Bearing, Shutter	4	4	6	6	2								
134A1244	Bracket & Guide, Vernatherm	1	1											
134A1610	Bracket & Guide, Vernatherm			1	1	1								
134A1242	Bracket & Pivot, Shutter	3	3	2	2									
134A1800	Bracket & Pivot, Shutter					2								
134A1802	Bracket & Pivot, Shutter & Rod					1								
134A1801	Bracket & Pivot, Shutter & Spring					1								
309A195	Bracket, Hi-Temperature Switch			1	1									
134B1238	Bracket Shaft & Pin, Shutter	1	1											
134A1611	Bracket Shaft & Pin, Shutter			1	1									
518-4	Clip, Rod End (L.H.)	1	1	1	1	1								
518-6	Clip, Rod End (R.H.)			2	2	2								
870-178	Clip, "U" - 1/4 x 20	3		3	3	3								
870-179	Clip, "J" - 1/4 x 20		3											
134D1602	Duct, Air Outlet	1	1	1	1									
134D1805	Duct, Air Outlet					1								
309A85	Element, Vernatherm	1	1	1	1	1								

ASSEMBLY NUMBERS


[illegible]

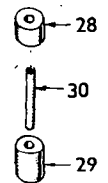
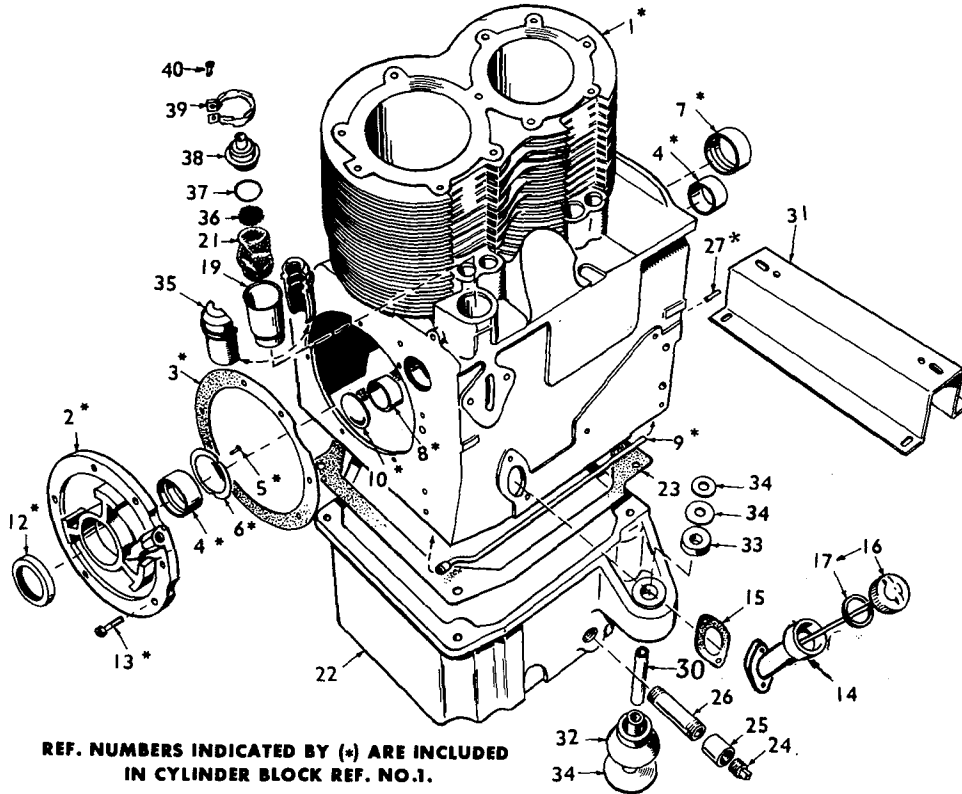
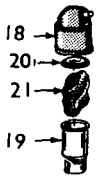
INSTRUCTIONS FOR USING THE MASTER PARTS CATALOG

- 1. CHECK UNIT NAMEPLATE FOR CORRECT MODEL AND SPEC NUMBER.**
- 2. LOCATE MODEL IN MODEL INDEX SECTION.**
- 3. SEE MODEL DATA SECTION FOR SPECIAL PARTS.**
- 4. SELECT STANDARD PARTS FROM APPROPRIATE SECTION.**

TYPICAL ILLUSTRATIONS

PARTS ILLUSTRATED ARE TYPICAL OF THE JB SERIES GENERATOR PLANTS BUT DO NOT REFER TO ANY SPECIFIC MODEL. THIS SECTION IS A REFERENCE AS TO THE NOUN USED TO DESCRIBE PARTS LISTED IN THE ENGINE, GENERATOR, CONTROL AND ACCESSORY SECTION. FOR PART NUMBERS FOR ANY GIVEN UNIT CHECK THE DESCRIPTION IN THE APPROPRIATE SECTION.



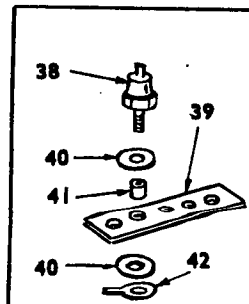
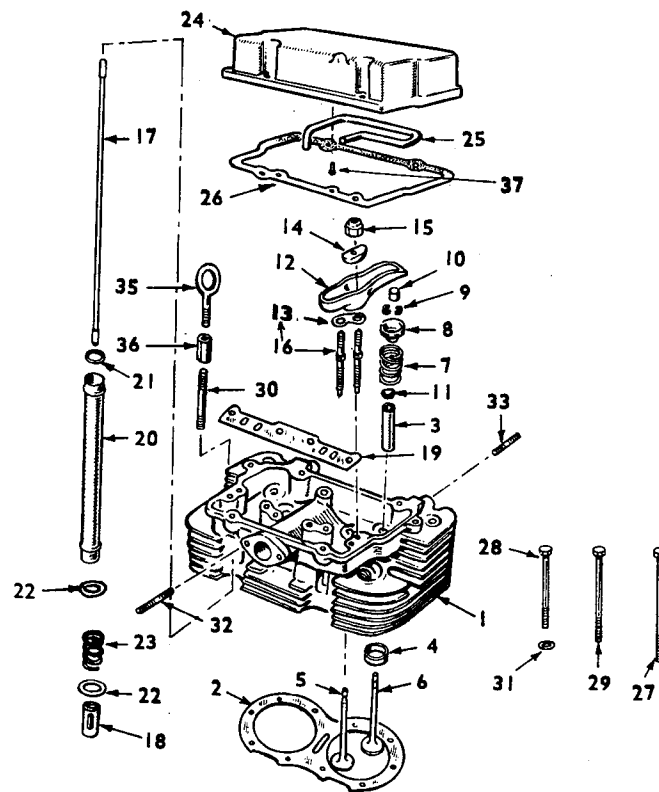
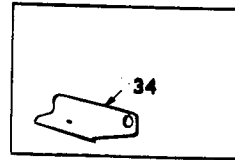



CYLINDER BLOCK & OIL BASE GROUP

CYLINDER BLOCK & OIL BASE GROUP
(Refer to Engine Section for Part Numbers)

- | | |
|-------------------------|------------------------|
| 1. Block Assembly | 22. Base, Oil |
| 2. Plate | 23. Gasket, Oil Base |
| 3. Gasket Kit | 24. Plug, Pipe |
| 4. Bearing, Crankshaft | 25. Coupling, Pipe |
| 5. Pin | 26. Nipple, Pipe |
| 6. Washer, Thrust | 27. Pin, Dowel |
| 7. Bearing, Cam - Front | 28. Cushion - Upper |
| 8. Bearing, Cam - Rear | 29. Cushion - Lower |
| 9. Tube, Oil | 30. Bushing, Spacer |
| 10. Plug | 31. Support |
| 12. Seal | 32. Cushion, Vibration |
| 13. Bolt, Place | 33. Snubber |
| 14. Tube, Oil Fill | 34. Washer |
| 15. Gasket, Fill Tube | 35. Insulator (Half) |
| 16. Cap and Indicator | 36. Screen |
| 17. Gasket, Cap | 37. Seal, "O" Ring |
| 18. Cap, Breather | 38. Cap & Valve |
| 19. Tube, Breather | 39. Clamp |
| 20. Valve, Breather | 40. Screw |
| 21. Baffle, Breather | |

ILLUSTRATIONS

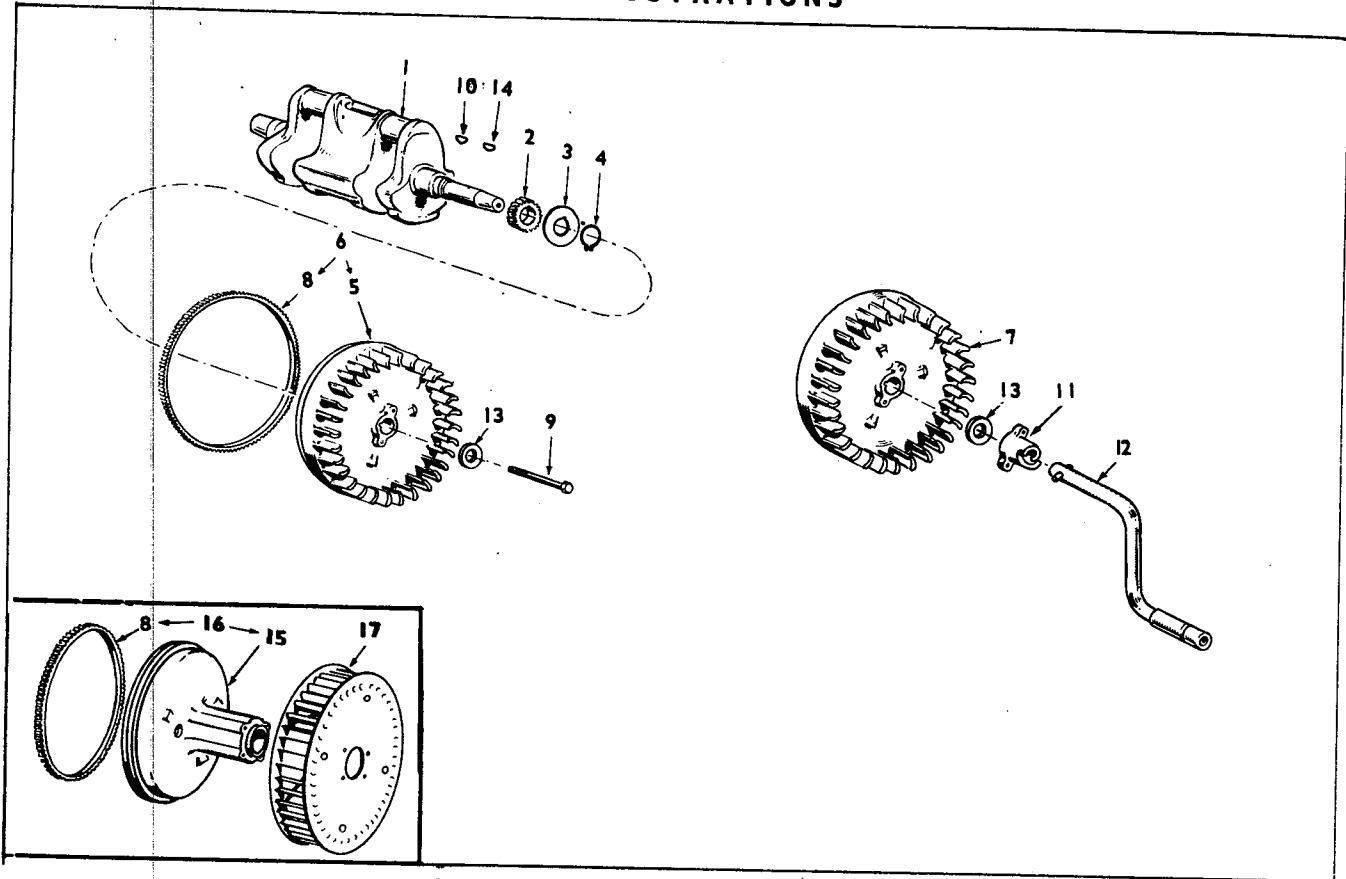


CYLINDER HEAD, VALVE & ROCKER GROUP

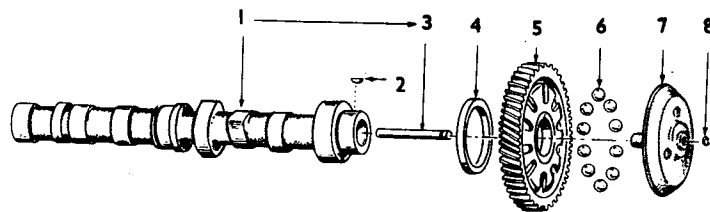
CYLINDER HEAD, VALVE & ROCKER GROUP
(Refer to Engine Section for Part Numbers)

- | | |
|------------------------------|-----------------------------|
| 1. Head, Cylinder | 21. Seal, "O" Ring |
| 2. Gasket, Head | 22. Washer |
| 3. Guide, Valve | 23. Spring |
| 4. Insert | 24. Cover, Rocker |
| 5. Valve, Intake | 25. Line, Oil |
| 6. Valve, Exhaust | 26. Gasket, Rocker Cover |
| 7. Spring, Valve | 27, 28, 29 Screw, Cyl. Head |
| 8. Retainer | 30. Stud, Cyl. Head |
| 9. Lock | 31. Washer |
| 10. Cap | 32. Stud, Carburetor |
| 11. Seal, Oil | 33. Stud, Exh. Manifold |
| 12. Arm, Rocker | 34. Bracket, Lifting |
| 13. Lock, Stud | 35. Bolt, Lifting |
| 14. Ball | 36. Nut, Extention |
| 15. Locknut | 37. Screw, Oil Line |
| 16. Studs & Lock, Rocker Arm | 38. Switch, Hi-Temp. |
| 17. Rod | 39. Bracket, Switch |
| 18. Tappet, Valve | 40. Washer, Insulator |
| 19. Guide, Push Rod | 41. Insulator, Sleeve |
| 20. Shield, Push Rod | 42. Terminal, Switch |

ILLUSTRATIONS



CRANKSHAFT & FLYWHEEL GROUP



CAMSHAFT GROUP

CRANKSHAFT & FLYWHEEL GROUP

(Refer to Engine Section for Part Numbers)

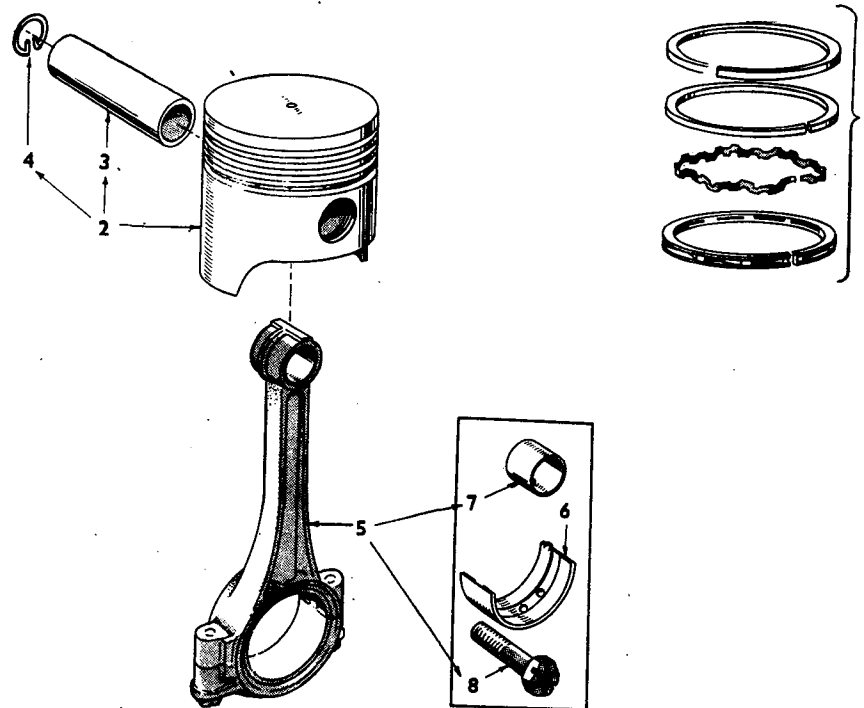
1. Crankshaft
2. Gear
3. Washer, Retainer
4. Ring, Lock
5. Flywheel
6. Flywheel & Ring Gear
7. Flywheel, Magneto
8. Gear, Ring
9. Screw, Flywheel
10. Key, Gear
11. Crankdog
12. Crank
13. Washer, Flywheel
14. Key, Flywheel
15. Flywheel
16. Flywheel & Ring Gear
17. Wheel, Blower

CAMSHAFT GROUP

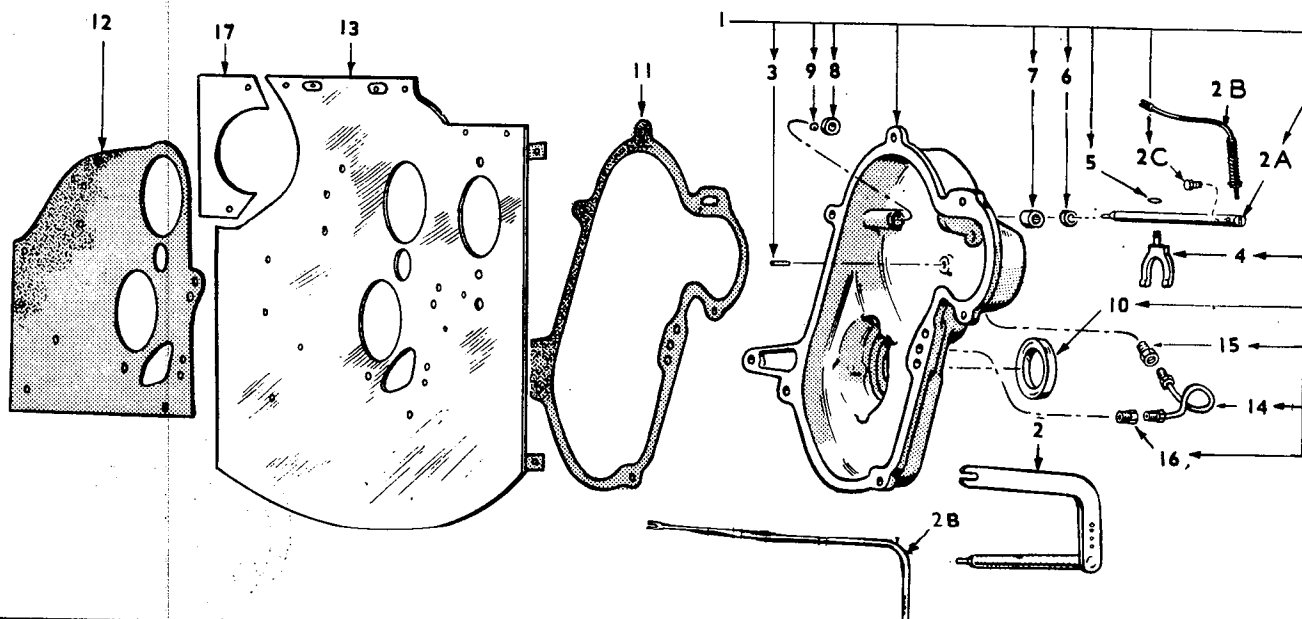
(Refer to Engine Section for Part Numbers)

1. Camshaft & Center Pin
2. Key, Camshaft Gear
3. Pin, Center
4. Washer, Thrust
5. Gear
6. Ball, Fly, Governor
7. Cup, Governor
8. Ring, Snap

ILLUSTRATIONS



PISTON & CONNECTING ROD GROUP



GEAR COVER GROUP

PISTON & CONNECTING ROD GROUP


(Refer to Engine Section for Part Numbers)

1. Ring Set
 2. Piston & Pin
 3. Pin, Piston
 4. Ring, Retaining
 5. Rod Assembly
 6. Bearing Half, Rod
 7. Bushing
 8. Bolt, Place
-

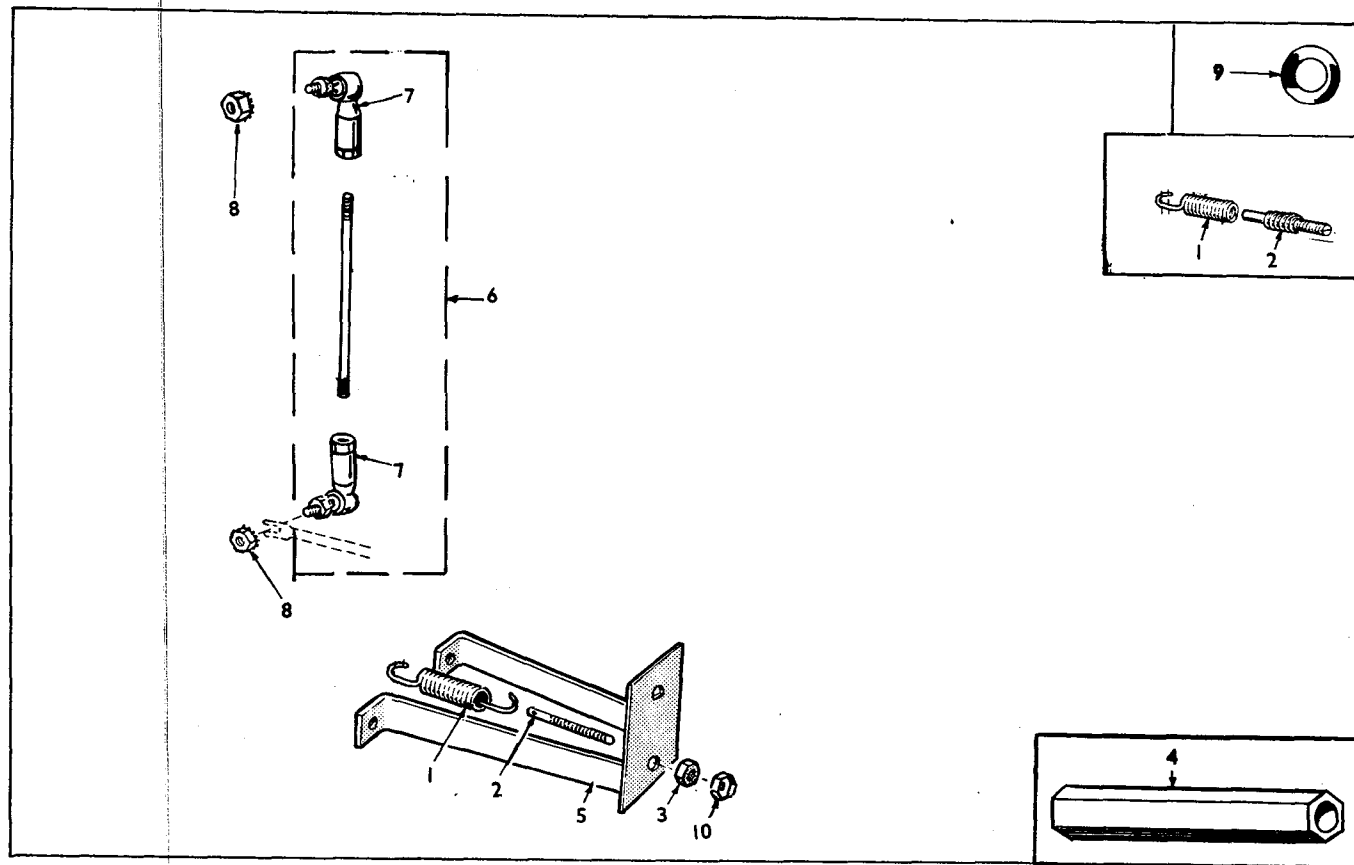
GEAR COVER GROUP

(Refer to Engine Section for Part Numbers)

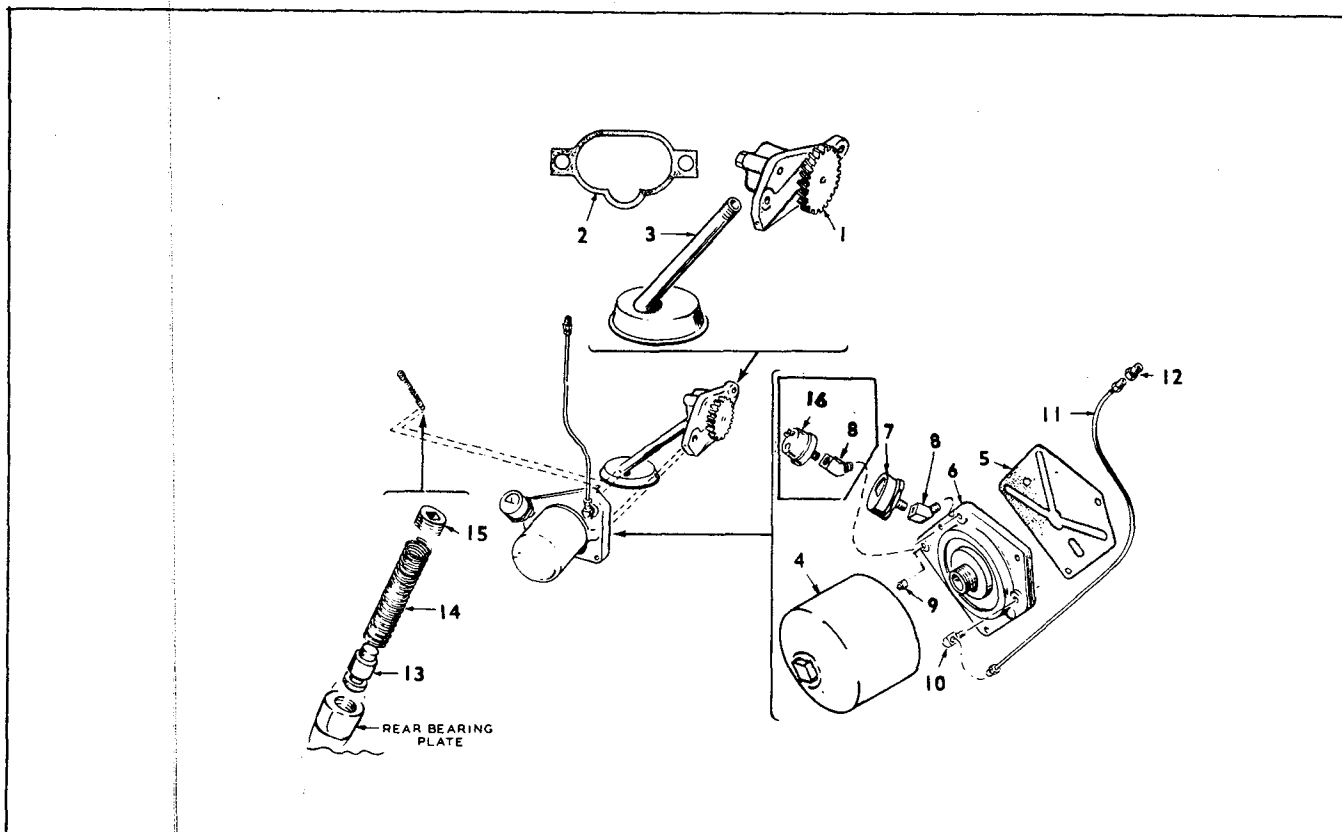
1. Cover Assembly, Gear
2. Arm & Shaft
- 2A. Shaft, Governor
- 2B. Arm, Governor
- 2C. Screw
3. Pin, Roll
4. Yoke, Governor
5. Ring, Yoke
6. Seal, Oil
7. Bearing (1/2")
8. Bearing (1/4")
9. Ball, Bearing
10. Seal, Oil
11. Gasket, Gear Cover
12. Gasket, Backplate
13. Backplate
14. Line, Cover
15. Connector, Restricted
16. Connector, Inv. Male
17. Baffle, Backplate



ILLUSTRATIONS



GOVERNOR GROUP



OIL SYSTEM GROUP

GOVERNOR GROUP

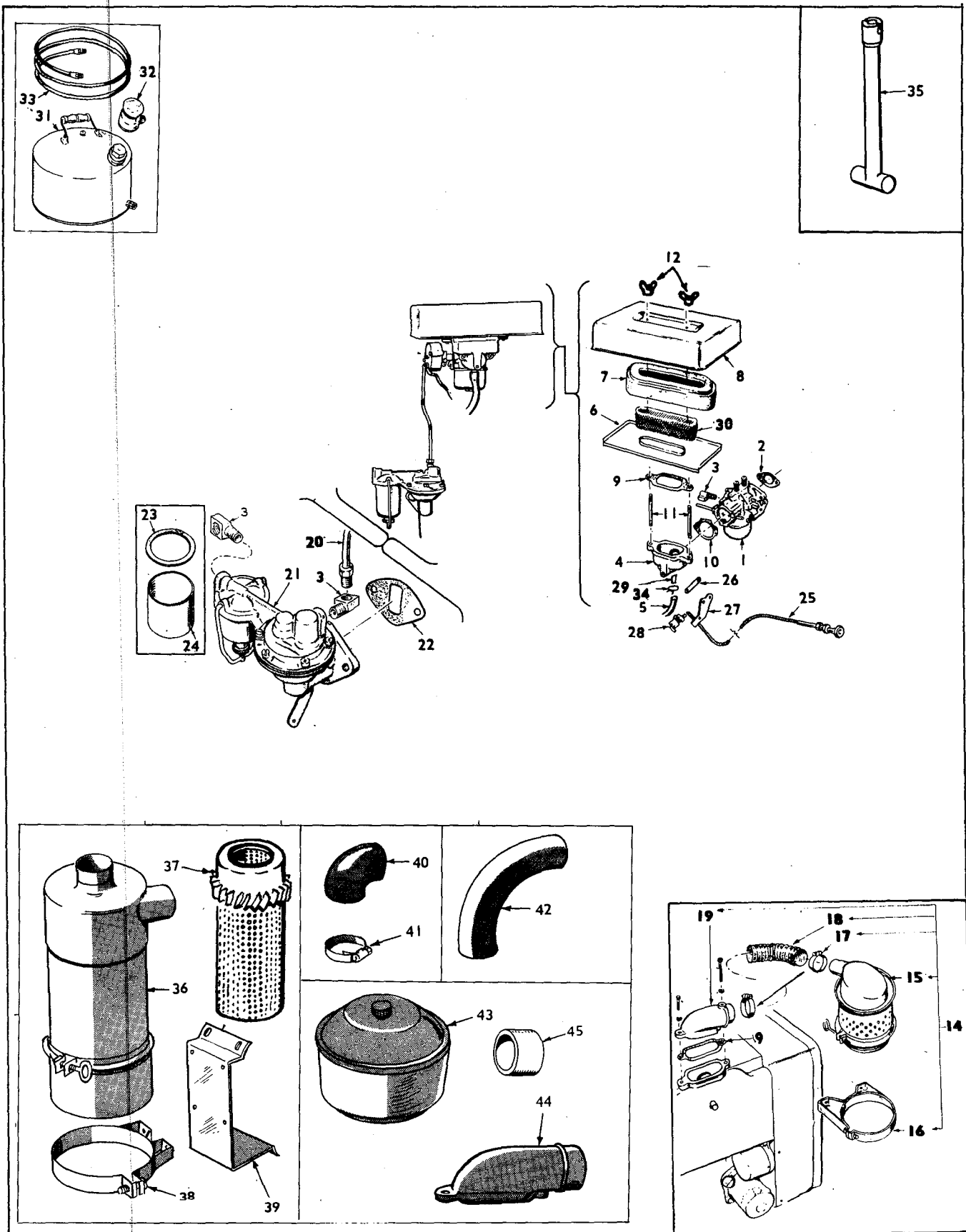
(Refer to Engine Section for Part Numbers)

1. Spring
 2. Stud, Adjusting
 - 3,4. Nut, Adj. Stud
 5. Bracket, Governor
 6. Linkage
 7. Joint, Ball
 8. Nut, Keps
 9. Grommet
 10. Nut, Locking
-

OIL SYSTEM GROUP

(Refer to Engine Section for Part Numbers)

1. Pump, Oil
2. Gasket Kit
3. Cup, Oil Intake
4. Filter
5. Gasket, Adapter
6. Adapter
7. Gage, Oil
8. Elbow, Street
9. Plug, Pipe
10. Elbow, Inv. Male
11. Line
12. Connector, Restricted
13. Valve, By-Pass
14. Spring
15. Plug, Pipe
16. Switch



FUEL SYSTEM PARTS

FUEL SYSTEM GROUP

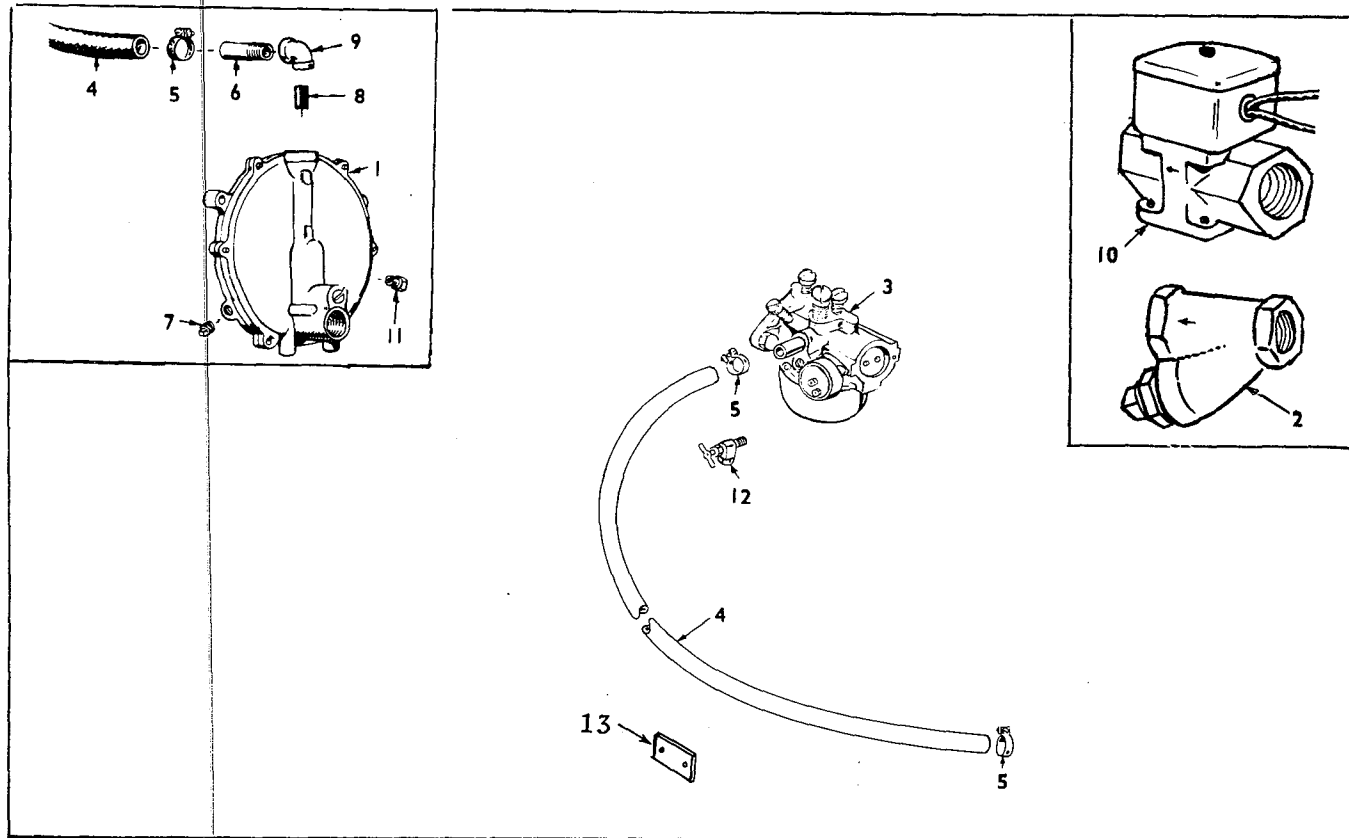
(Refer to Engine Section for Part Numbers)

- | | |
|------------------------------|----------------------------|
| 1. Carburetor | 24. Bowl |
| 2. Gasket, Carb. | 25. Choke, Manual |
| 3. Elbow, Inv. Male | 26. Arm, Choke |
| 4. Adapter, Air Cleaner | 27. Bracket, Choke |
| 5. Hose, Breather | 28. Clip, Choke |
| 6. Pan | 29. Tube |
| 7. Element | 30. Retainer, Element |
| 8. Cover | 31. Tank, Fuel |
| 9. Gasket, Air Cleaner | 32. Cap, Rain |
| 10. Gasket, Adapter to Carb. | 33. Line, Fuel |
| 11. Stud | 34. Clamp, Breather Hose |
| 12. Nut | 35. Rod, Adjusting |
| 14. *Cleaner Kit | 36. + Cleaner, Air |
| 15. *Cleaner, Air | 37. + Element |
| 16. *Band | 38. + Band, Mtg. |
| 17. *Clamp, Hose | 39. + Bracket |
| 18. *Hose, Air Cleaner | 40. + Elbow, Rubber |
| 19. *Adapter, Hose | 41. + Clamp, Hose |
| 20. Line | 42. + Tube, Air Induction |
| 21. Pump, Fuel | 43. + Pre-Cleaner, Plastic |
| 22. Gasket, Fuel Pump | 44. + Adapter, Hose |
| 23. Gasket, Bowl | 45. + Hose, Connector |

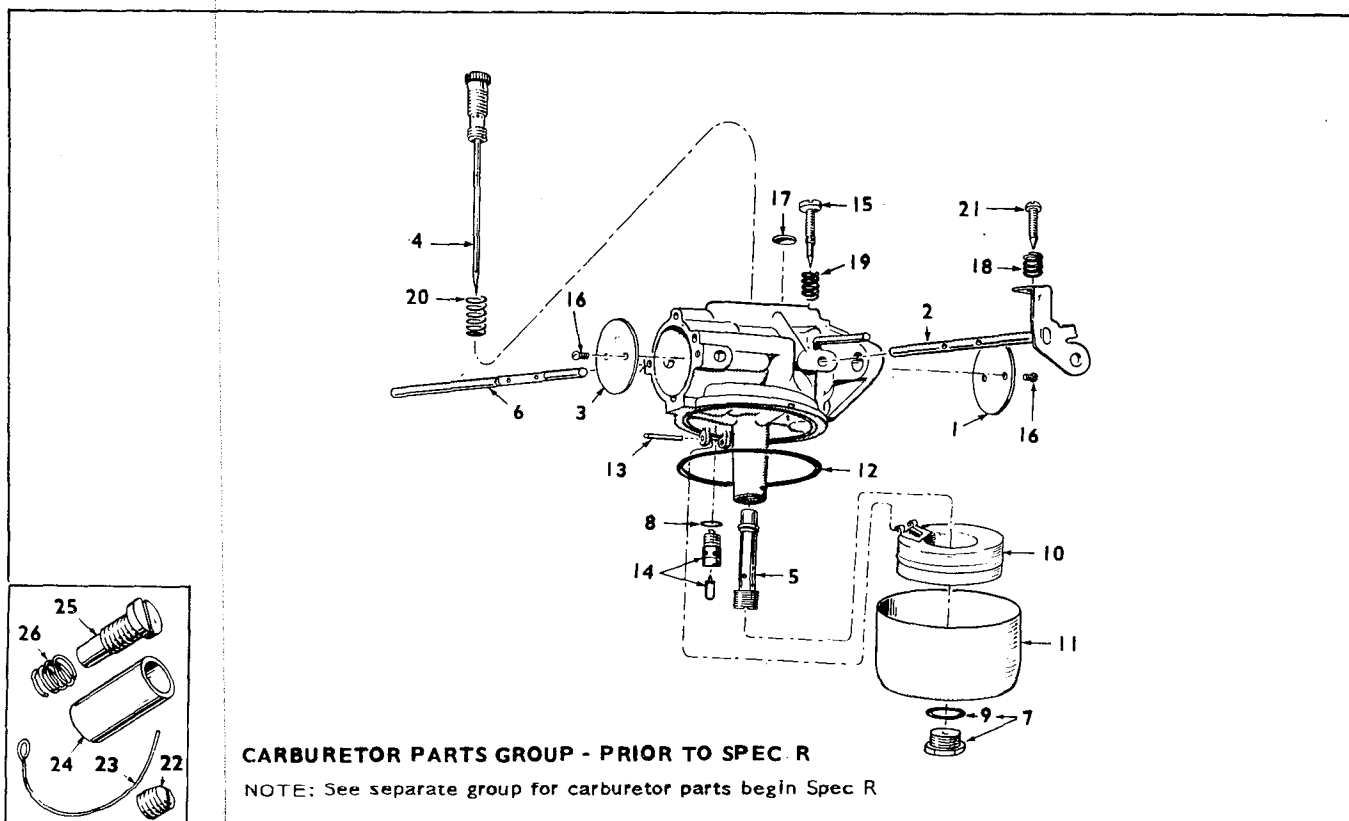
* - These Parts Also Listed in Accessory Section.

+ - These Part Numbers Listed in Model Data Section.

ILLUSTRATIONS



OPTIONAL FUEL SYSTEM GROUP
(Gas and Combination Gas-Gasoline)



CARBURETOR PARTS GROUP - PRIOR TO SPEC R
NOTE: See separate group for carburetor parts begin Spec R

CARBURETOR PARTS GROUP

OPTIONAL FUEL SYSTEM GROUP
(Refer to Engine Section for Part Numbers)

1. Regulator, Gas
 2. Strainer, Fuel
 3. Carburetor
 4. Hose
 5. Clamp, Hose
 6. Connector
 7. Plug, Pipe
 8. Nipple, Pipe
 9. Elbow, Pipe
 10. Valve, Solenoid
 11. Vent, Regulator
 12. Valve, Shut-Off
 13. Plate
-

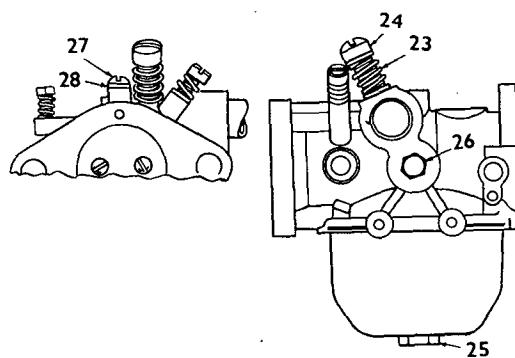
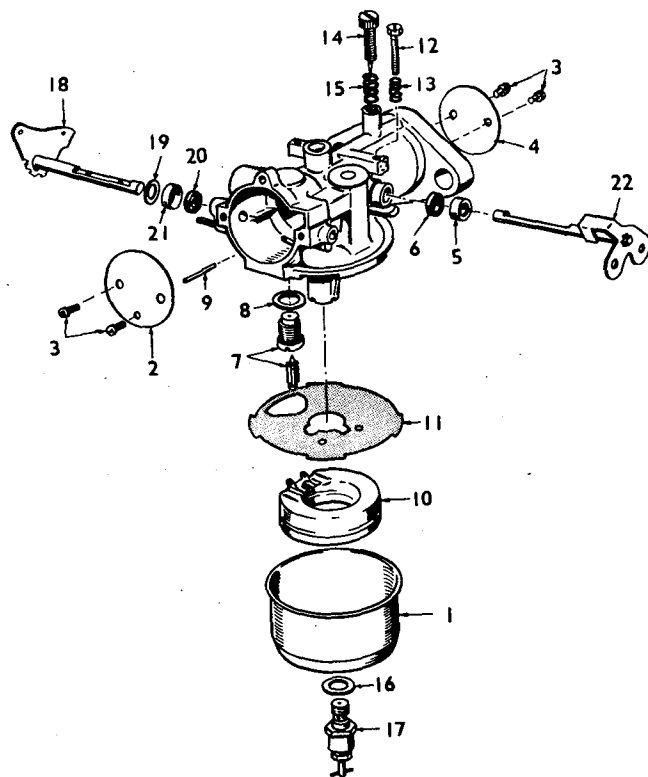
CARBURETOR PARTS GROUP
(Refer to Accessory Section for Part Numbers)

- | | |
|-------------------------|----------------------------|
| 1. Valve, Throttle | 14. Valve, Fuel Inlet |
| 2. Shaft, Throttle | 15. Screw, Idle |
| 3. Valve, Choke | 16. Screw, Valve |
| 4. Needle, Idle & Speed | 17. Plug, Expansion |
| 5. Nozzle | 18. Spring, Throttle Screw |
| 6. Shaft, Choke | 19. Spring Idle Screw |
| 7. Screw & Gasket | 20. Spring, Needle |
| 8. Gasket, Fuel Valve | 21. Screw, Throttle Lever |
| 9. Gasket, Bowl Screw | 22. Plug, Pipe |
| 10. Float & Lever | 23. Wire, Choke Lock |
| 11. Bowl | 24. Tube, Gas Inlet |
| 12. Gasket, Bowl Ring | 25. Needle, Gas Adj. |
| 13. Pin, Float | 26. Spring, Gas Needle |

CARBURETOR PARTS GROUP - PRIOR TO SPEC R

NOTE: See Separate group for carburetor parts begin Spec R.

ILLUSTRATIONS



CARBURETOR PARTS GROUP -
Begin Spec R

NOTE: See separate group for carburetor parts prior to Spec R

CARBURETOR PARTS GROUP

CARBURETOR PARTS GROUP

(Refer to Accessory Section for Part Numbers)

- | | |
|----------------------------|----------------------------------|
| 1. Bowl, Fuel | 15. Spring, Idle Needle |
| 2. Plate, Choke | 16. Washer, Main Jet Assy., |
| 3. Screw & Washer, Plate | 17. Jey Assy., Main (Adjustable) |
| 4. Plate, Throttle | 18. Shaft, Choke |
| 5. Retainer, Seal | 19. Washer, Choke Shaft |
| 6. Seal, Rubber | 20. Seal, Felt |
| 7. Valve Seat Assy., Fuel | 21. Retainer, Felt Seal |
| 8. Washer, Fuel Valve | 22. Shaft, Throttle |
| 9. Shaft, Float | 23. Spring, Main Gas Needle |
| 10. Float Assy. | 24. Needle, Main Gas Adjusting |
| 11. Gasket, Bowl to Body | 25. Nut, Bowl |
| 12. Screw, Throttle Stop | 26. Plug, Pipe |
| 13. Spring, Throttle Stop | 27. Screw |
| 14. Needle, Idle Adjusting | 28. Washer |

CARBURETOR PARTS GROUP

Begin Spec R

NOTE: See Separate group for
carburetor parts prior
to Spec R

CHOKE GROUP

(Refer to Engine Section for Part Numbers)

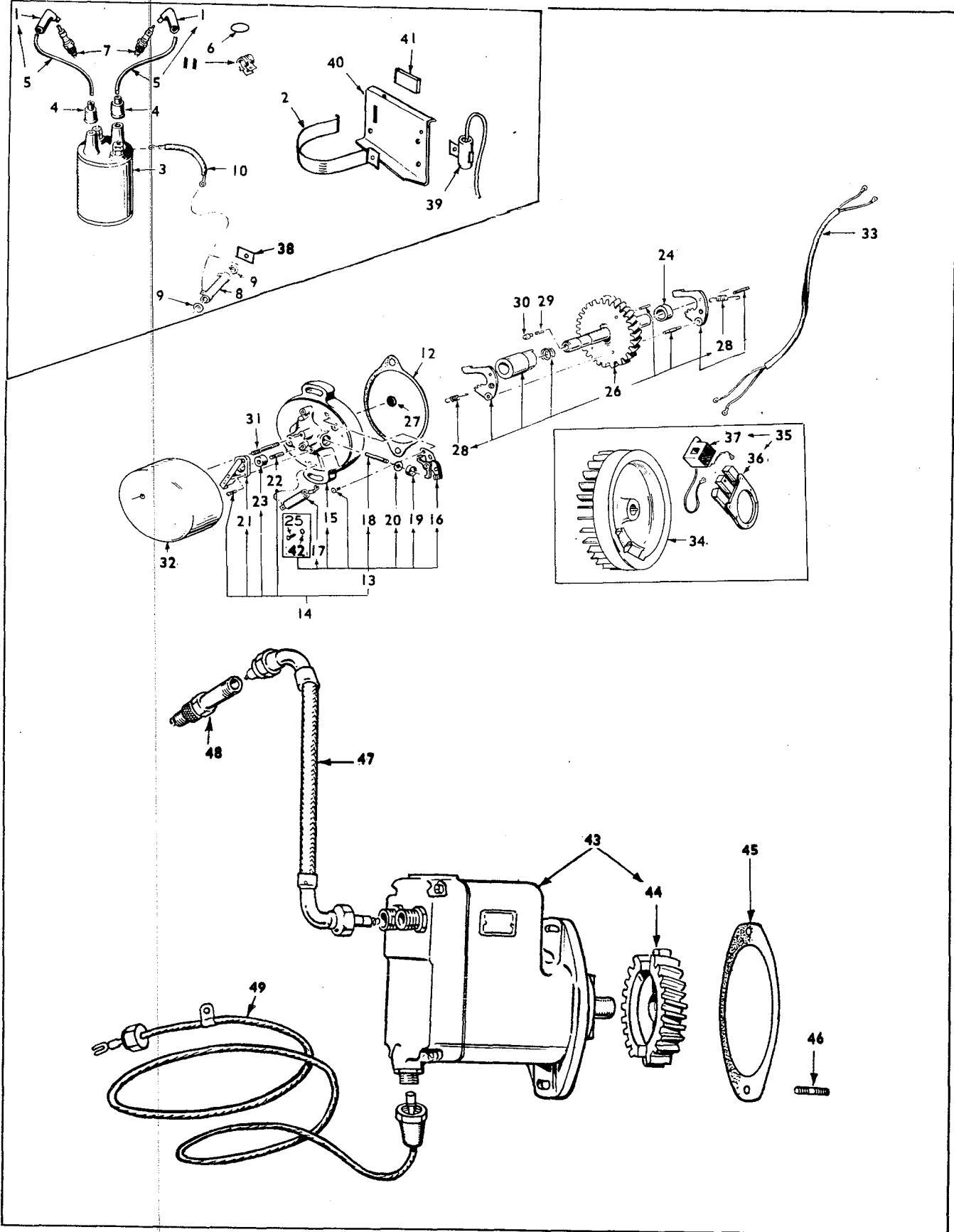
1. Adapter
 2. Bracket
 3. Element
 4. Cover Assembly
 5. Plate
 6. Body
 7. Cover
 8. Core, Solenoid
 9. Armature
 10. Coil, Solenoid
 11. Frame, Solenoid
 12. Spring
 13. Lever, Thermostat
 14. Washer
 15. Palnut
 16. Insulator
 17. Heater Assembly
 18. Ring, Retaining
 19. Terminal, Ground
 20. Lead, Choke
 21. Harness, Choke
-

EXHAUST GROUP

(Refer to Engine Section for Part Numbers)

1. Manifold, Exhaust
2. Gasket, Manifold
3. Muffler
4. Tube, Exhaust
5. Coupling, Reducer
6. Elbow, Street
7. Elbow, Pipe
8. Gasket, Outlet
9. Flange

ILLUSTRATIONS



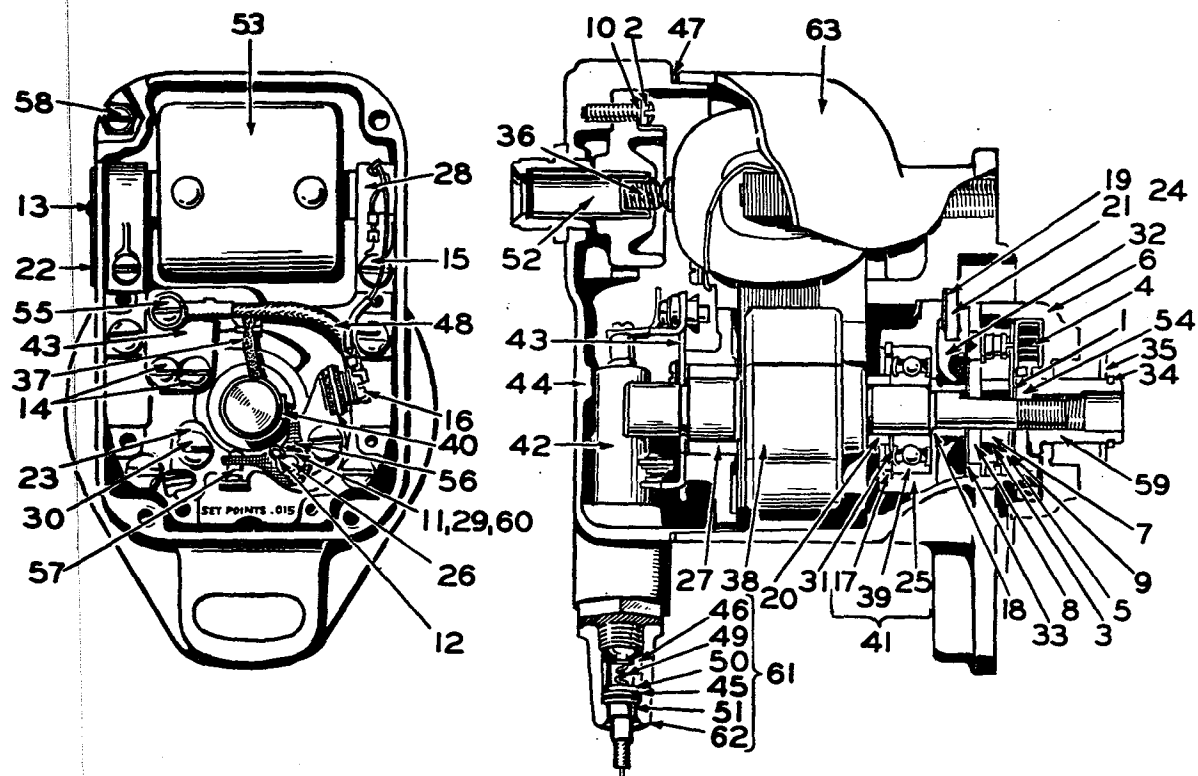

IGNITION GROUP

IGNITION GROUP

(Refer to Engine Section for Part Numbers)

- | | |
|--------------------------------|--------------------------------|
| 1. Suppressor | 26. Gear & Shaft |
| 2. Clamp, Coil | 27. Disc, Thrust |
| 3. Coil, Ignition | 28. Spring, Weight |
| 4. Nipple | 29. Spring, Plunger |
| 5. Cable, Spark Plug | 30. Plunger, Thrust |
| 6. Ring, "O" | 31. Stud, Cover |
| 7. Plug, Spark | 32. Cover, Breaker |
| 8. Resistor | 33. Harness, Wiring |
| 9. Washer, Resistor Centering | 34. Flywheel, Magneto |
| 10. Lead | 35. Backplate Assy. - Complete |
| 11. Clip | 36. Backplate & Poleshoe |
| 12. Gasket, Breaker Plate | 37. Coil, Magneto |
| 13,14. Plate Assembly | 38. Insulator, Resistor |
| 15. Plate Only | 39. Condenser, Coil |
| 16. Point Set | 40. Bracket, Coil |
| 17. Condenser | 41. Pad, Coil |
| 18. Plunger, Breaker | 42. Seal, "O" Ring |
| 19. Cup | 43. *Magneto |
| 20. Diaphragm, Breaker Plunger | 44. *Gear, Magneto |
| 21. Switch Assembly | 45. *Gasket, Magneto Mtg. |
| 22. Plunger, Switch | 46. *Stud, Magneto Mtg. |
| 23. Diaphragm, Switch Plunger | 47. *Cable, Spark Plug |
| 24. Spacer | 48. *Plug, Spark |
| 25. Screw, "U" Drive | 49. *Lead, Stop |

* - Optional Equipment, listed in Model Data Section



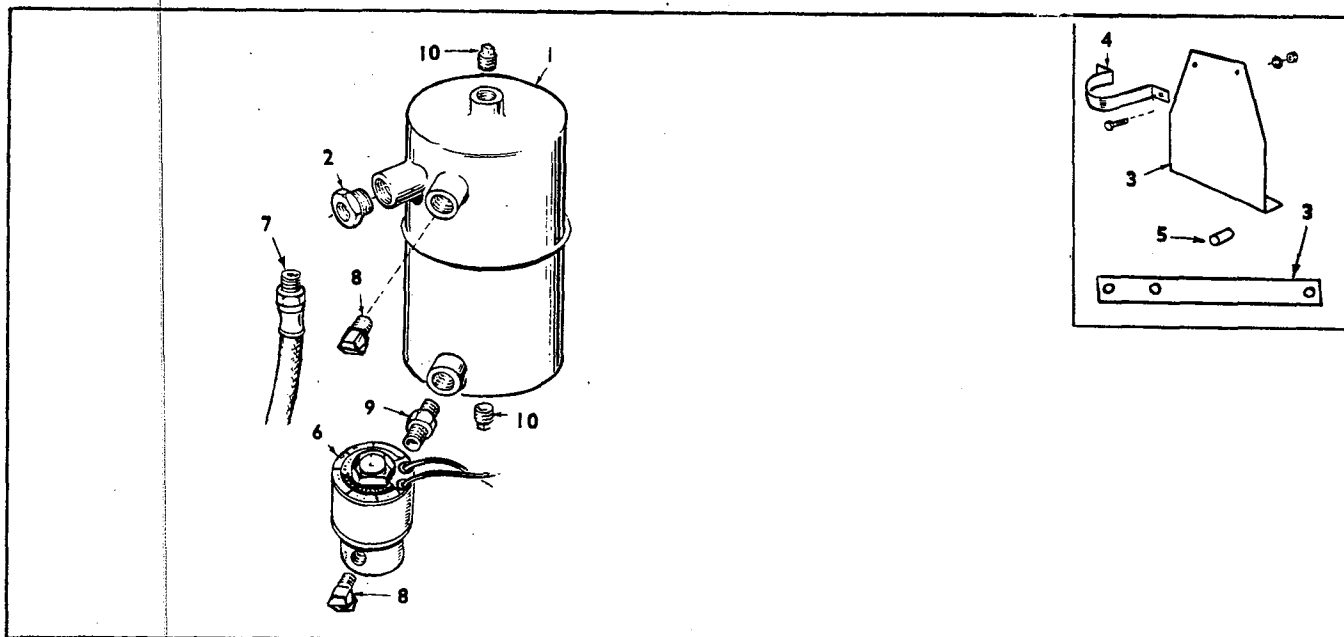
MAGNETO PARTS GROUP

MAGNETO PARTS GROUP

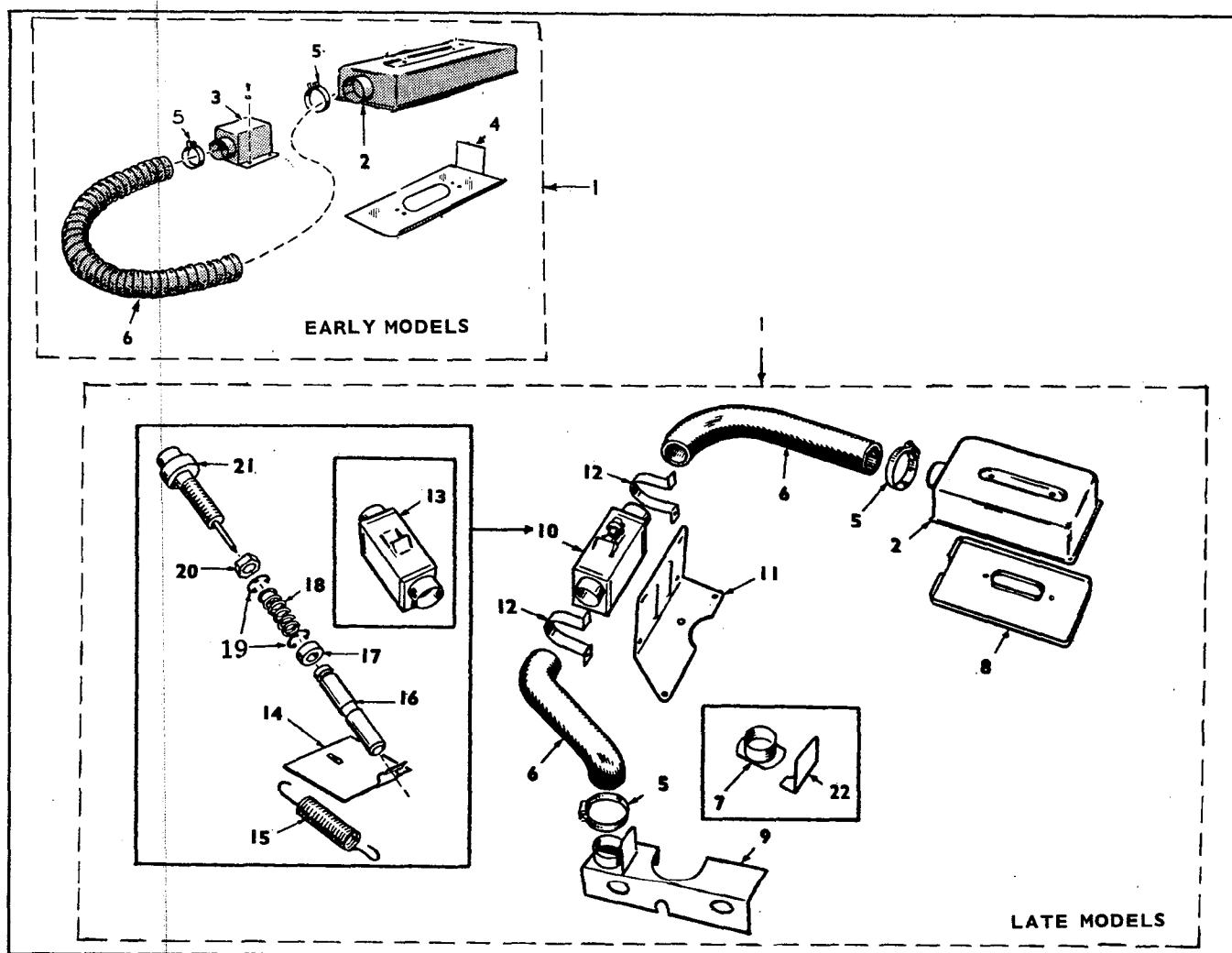
(Refer to Accessory Section for Part Numbers)

- | | |
|-------------------------|--------------------------|
| 1. Washer | 34. Ring, Lock |
| 2. Screw | 35. Washer, Thrust |
| 3. Arm, Trip | 36. Spring, Coil Contact |
| 4. Spring, Drive | 37. Wiper, Cam - Felt |
| 5. Ring, Snap | 38. Rotor |
| 6. Cup, Drive | 39. Bearing, Rotor |
| 7. Spacer | 40. Felt, Breaker Arm |
| 8. Flange Group | 41. Bearing & Cage |
| 9. Retainer | 42. Condenser |
| 10. Washer, Lock | 43. Bracket |
| 11. Washer | 44. Cover Only |
| 12. Lock | 45. Washer, Sealing |
| 13. Screw | 46. Spacer |
| 14,15,16Screw Assembly | 47. Gasket |
| 17. Ring | 48. Lead |
| 18. Spacer | 49. Spring |
| 19. Gasket | 50. Cup |
| 20. Spacer | 51. Ferrule |
| 21. Plate | 52. Terminal |
| 22. Nameplate | 53. Coil |
| 23. Fixed Contact Group | 54. Spacer |
| 24. Impulse Stop Group | 55. Screw, Terminal |
| 25. Cage, Bearing | 56. Arm, Breaker |
| 26. Pivot, Breaker Arm | 57. Point Set |
| 27. Bushing | 58. Screw Assembly |
| 28. Clamp | 59. Nut, Impulse Lock |
| 29. Washer | 60. Washer |
| 30. Screw Assembly | 61. Connection Unit |
| 31. Shield | 62. Nut, Connector |
| 32. Seal, Oil | 63. Housing |
| 33. Slinger | 64. Gear |

ILLUSTRATIONS



RESERVOIR (DAY) TANK GROUP (OPTIONAL)



CARBURETOR AIR HEATER GROUP (OPTIONAL)

RESERVOIR (DAY) TANK GROUP

(Refer to Accessory Section for Part Numbers)

1. Tank, Reservoir
 2. Reducer, Restricted
 3. Bracket, Tank
 4. Band, Tank
 5. Spacer, Tank
 6. Valve, Solenoid
 7. Line, Fuel
 8. Elbow
 9. Nipple, Hex
 10. Plug
-

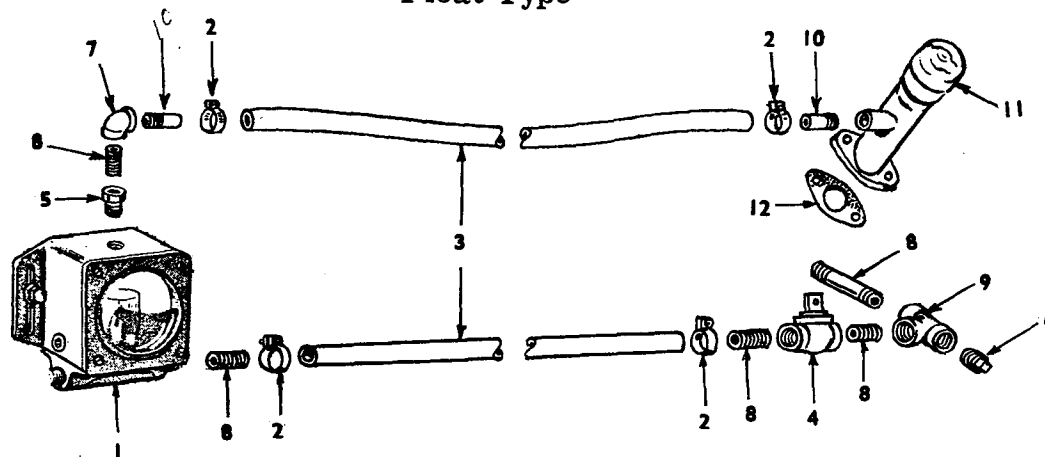
CARBURETOR AIR HEATER GROUP

(Refer to Accessory Section for Part Numbers)

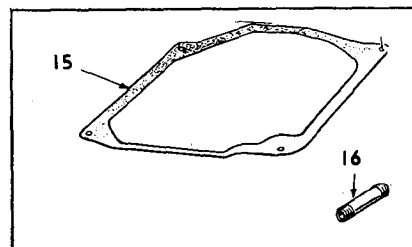

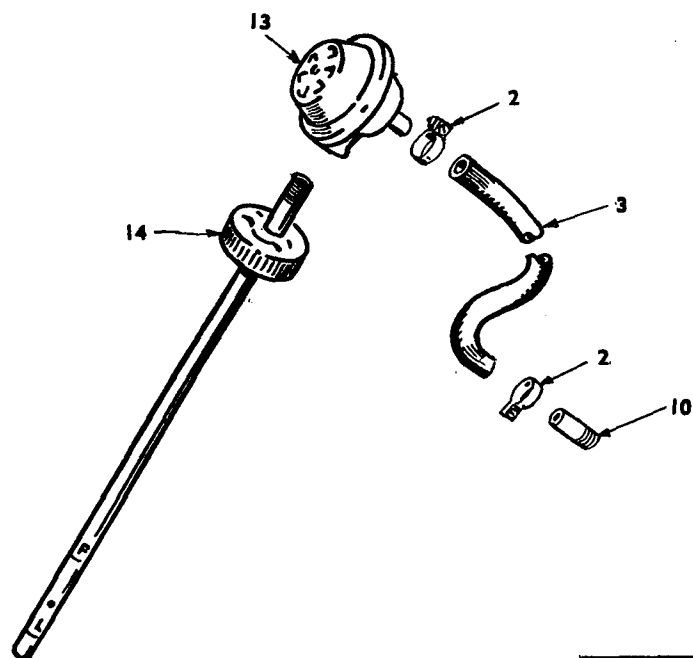
1. Kit, Air Heater
2. Cover, Air Cleaner
3. Box, Air Outlet
4. Cover, Pan
5. Clamp, Hose
6. Hose
7. Adapter
8. Pan
9. Plenum
10. Control Assembly
11. Support
12. Clamp, Support
13. Housing
14. Shutter
15. Spring, Shutter
16. Plunger
17. Spacer
18. Spring, Vernatherm
19. Ring
20. Palnut
21. Vernatherm
22. Shield

ILLUSTRATIONS

Float Type



Pump Type



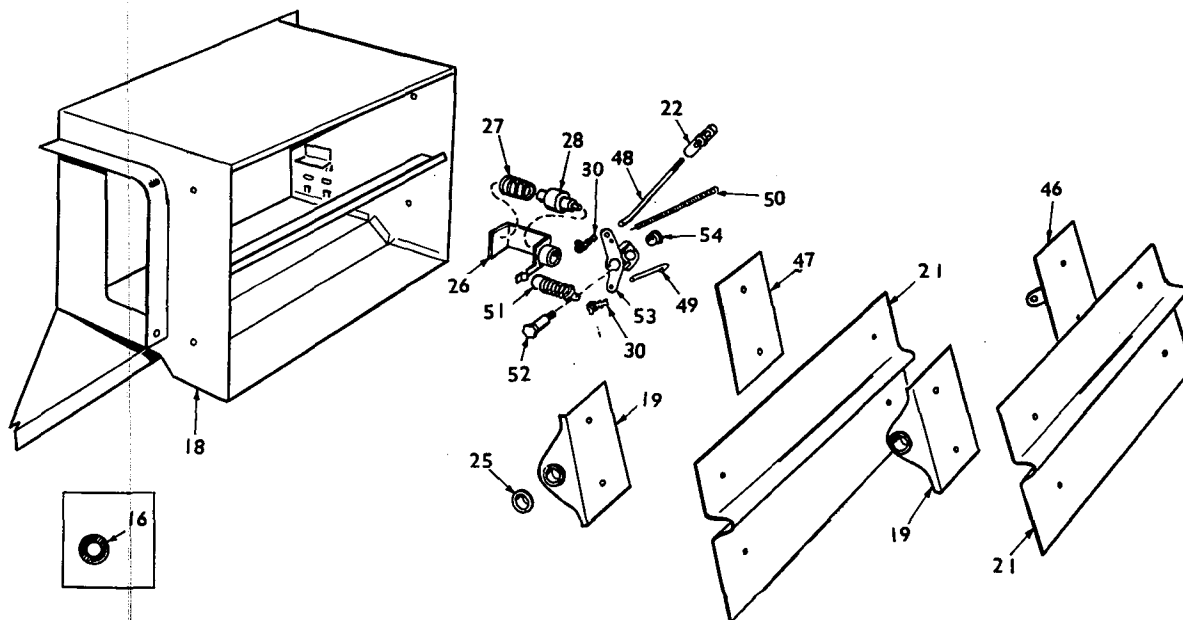
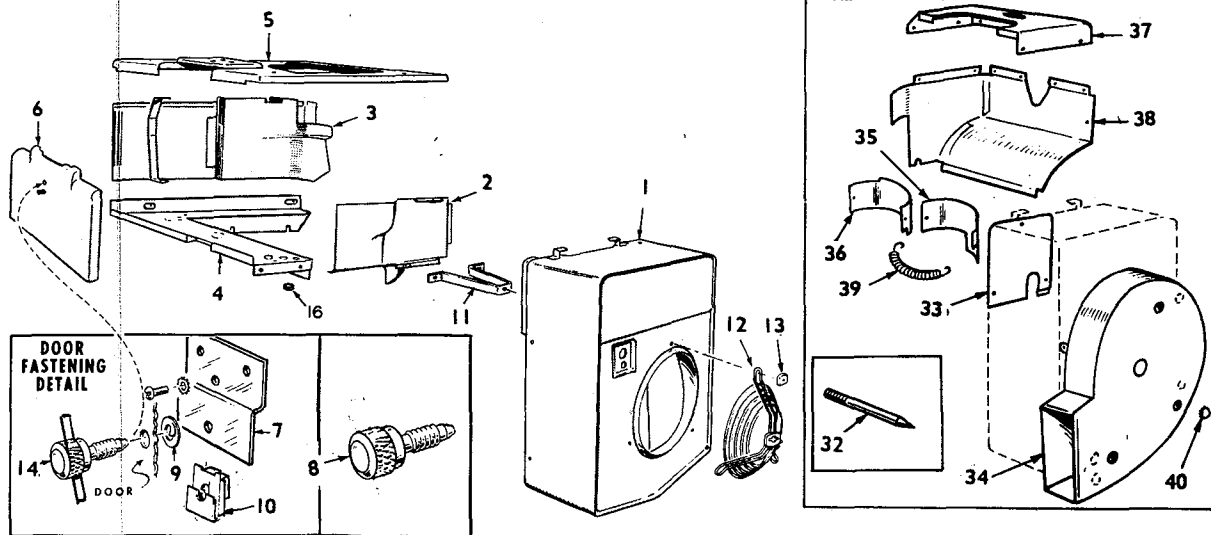
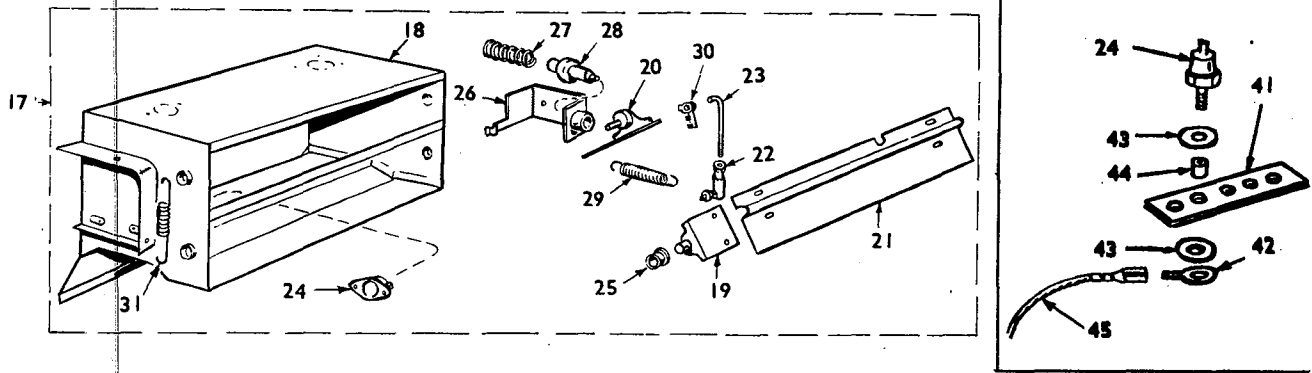
OIL LEVEL MAINTAINER GROUP (OPTIONAL)

OIL LEVEL MAINTAINER GROUP (OPTIONAL)
(Refer to Accessory Section for Part Numbers)

1. Maintainer, Oil
2. Clamp, Hose
3. Hose
4. Valve, Shut-Off
5. Bushing, Reducer
6. Plug, Pipe
7. Elbow, Pipe
8. Nipple, Pipe
9. Tee, Pipe
10. Nipple, Half
11. Tube, Oil Fill
12. Gasket
13. Regulator, Oil
14. Cap & Adapter
15. Gasket, Oil Base
16. Nipple - 1/4 x 1-1/2"



ILLUSTRATIONS



AIR HOUSING AND OPTIONAL SHUTTER GROUP

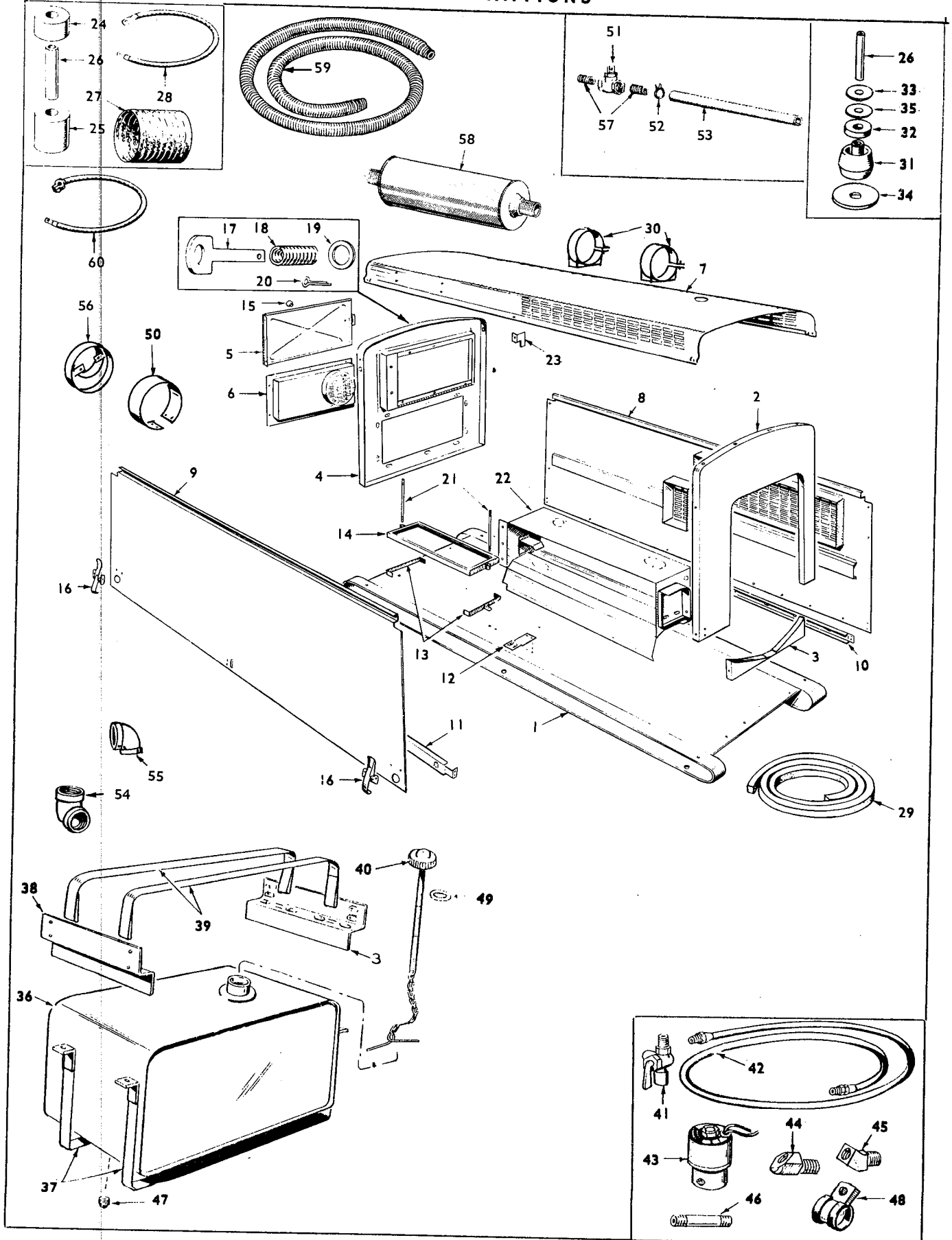
AIR HOUSING & OPTIONAL SHUTTER GROUP
(Refer to Engine Section for Part Numbers)

- | | |
|-----------------------------------|-------------------------------------|
| 1. Housing, Blower | 29. *Spring, Shutter Return |
| 2. Housing, Cyl. - Front | 30. *Clip, Rod |
| 3. Housing, Cyl. - Rear | 31. *Spring, Shutter Pivot |
| 4. Panel, Housing - Bottom | 32. Pointer, Timing |
| 5. Cover, Housing | 33. Cover, Gov. Access |
| 6. Panel, Door | 34. Scroll, Blower |
| 7. Bracket, Door Panel | 35. Shroud, Cyl. - Front |
| 8. Screw, Cover (Early Models) | 36. Shroud, Cyl. - Rear |
| 9. Washer, Door | 37. Cover, Cyl. Shroud |
| 10. Clip, "J" | 38. Wrapper, Shroud |
| 11. Support | 39. Spring, Wrapper |
| 12. Grille | 40. Button, Dot |
| 13. Retainer, Grille | 41. *Bracket, Switch |
| 14. Screw, Door | 42. *Terminal, Switch |
| 16. Grommet | 43. *Washer, Insulator |
| 17. ●Shutter Assembly | 44. *Sleeve, Insulator |
| 18. *Duct, Air | 45. *Lead, Switch |
| 19. *Bracket & Pivot | 46. *Bracket & Pivot, Rod |
| 20. *Bracket Shaft & Pin | 47. *Bracket & Pivot, Spring |
| 21. *Shutter | 48. *Rod, Shutter Control - Upper |
| 22. *Joint, Ball | 49. *Rod, Shutter Control - Lower |
| 23. *Rod, Shutter Control | 50. *Spring, Shutter Return - Upper |
| 24. *Switch, Hi-Temp. | 51. *Spring, Shutter Return - Lower |
| 25. *Bearing, Shutter | 52. *Shaft, Actuating Arm |
| 26. *Bracket & Guide - Vernatherm | 53. *Arm, Actuating |
| 27. *Spring, Vernatherm Element | 54. *Bearing, Actuating Arm |
| 28. *Element, Vernatherm | |

●- Assembly Number in Model Data. Components in Accessory Section.

*- These Parts Listed in Accessory Section.

ILLUSTRATIONS



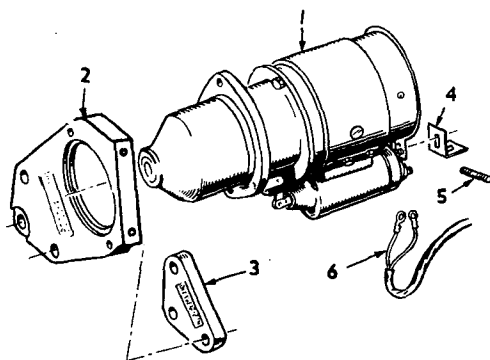
HOUSING GROUP & MOUNTED FUEL TANK - AC PLANTS (OPTIONAL)

HOUSING GROUP - AC PLANTS

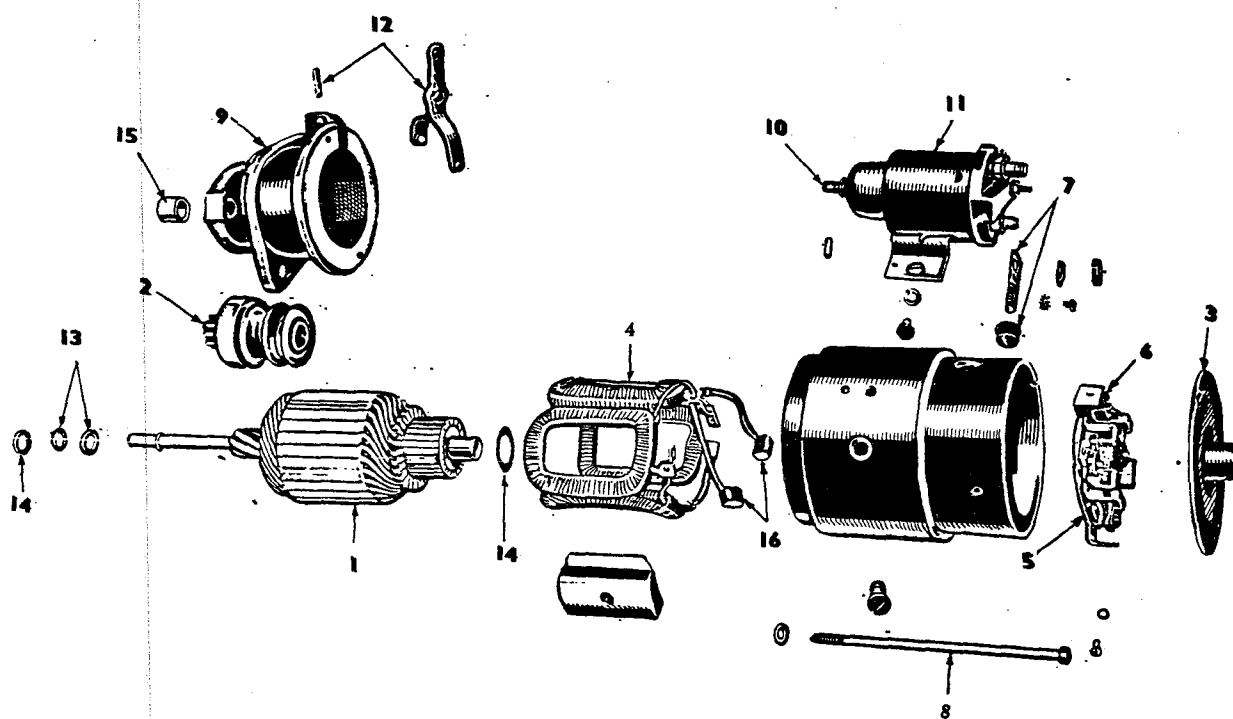
(Refer to Accessory Section for Part Numbers)

- | | |
|-----------------------------|--------------------------|
| 1. Base, Skid | 30. Band, Muffler |
| 2. Panel, Upper (Eng. End) | 31. Cushion, Vibration |
| 3. Panel, Lower (Eng. End) | 32. Snubber |
| 4. Panel, Rear | 33, 34, 35 Washer |
| 5. Door, Panel-Rear | 36. Tank, Fuel |
| 6. Panel, Gen. Access | 37. Strap, Tank - Bottom |
| 7. Panel, Top | 38. Bracket, Support |
| 8. Panel, Right Side | 39. Strap, Tank - Top |
| 9. Panel, Left Side | 40. Cap & Indicator |
| 10. Rail, Stiffener - Right | 41. Valve, Tank |
| 11. Rail, Stiffener - Left | 42. Line, Flex Fuel |
| 12. Bracket, Stiffener Rail | 43. Valve, Solenoid |
| 13. Bracket, Battery | 44, 45 Elbow, Male |
| 14. Frame, Battery | 46. Nipple, Long |
| 15. Knob, Door Panel | 47. Plug, Pipe |
| 16. Fastener, Housing | 48. Clip, Fuel Line |
| 17. Pin, Shoulder | 49. Gasket, Tank Cap |
| 18. Spring | 50. Band, End Bell |
| 19. Washer | 51. Valve, Oil Drain |
| 20. Pin, Cotter | 52. Clamp, Hose |
| 21. Stud | 53. Hose, Oil Drain |
| 22. Duct | 54. Elbow, Pipe |
| 23. Bracket, Door | 55. Elbow, Reducer |
| 24. Cushion, Upper | 56. Cover, Exciter |
| 25. Cushion, Lower | 57. Nipple, Oil Drain |
| 26. Bushing, Spacer | 58. Muffler |
| 27. Hose, Flex | 59. Tube, Exhaust |
| 28. Strap, Ground | 60. Cable, Battery |
| 29. Stirring | |

ILLUSTRATIONS



AUTOMOTIVE STARTER GROUP



STARTER PARTS GROUP

AUTOMOTIVE STARTER GROUP

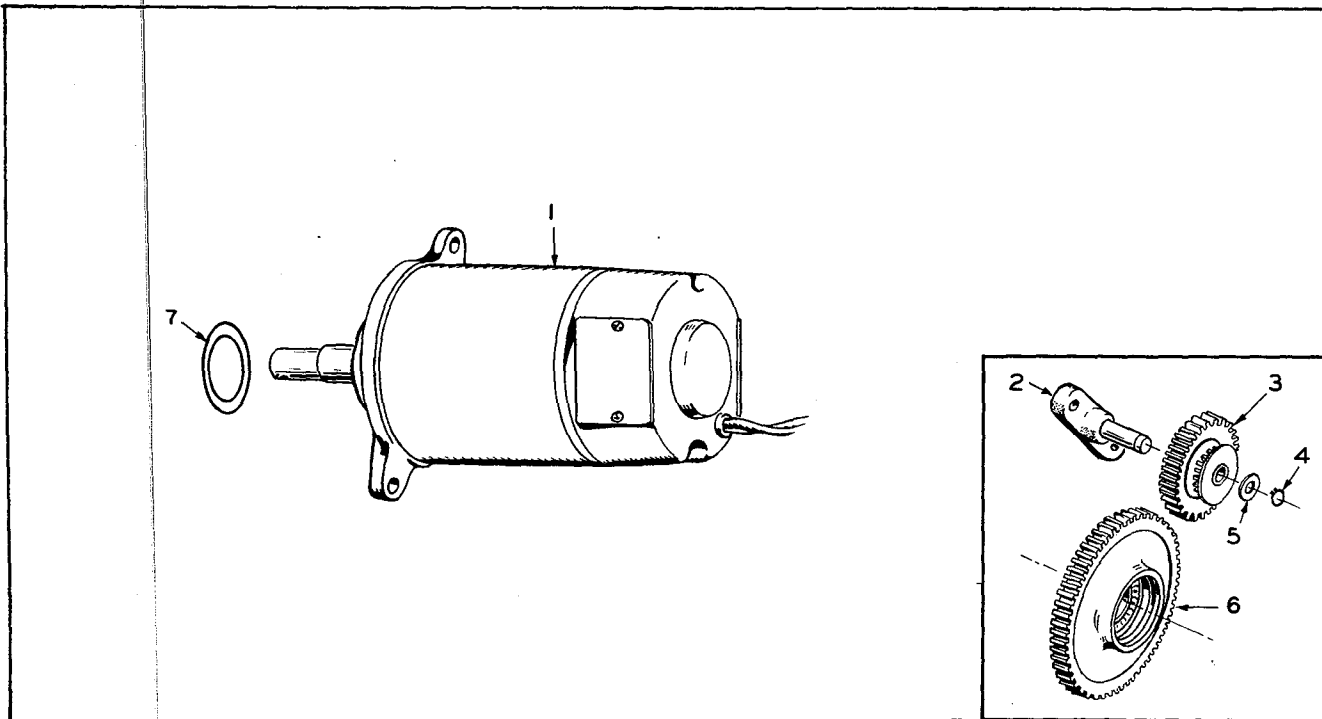
(Refer to Engine Section for Part Numbers)

1. Motor, Start
 2. Flange
 3. Spacer
 4. Bracket
 5. Stud, Ground
 6. Harness, Wiring
-

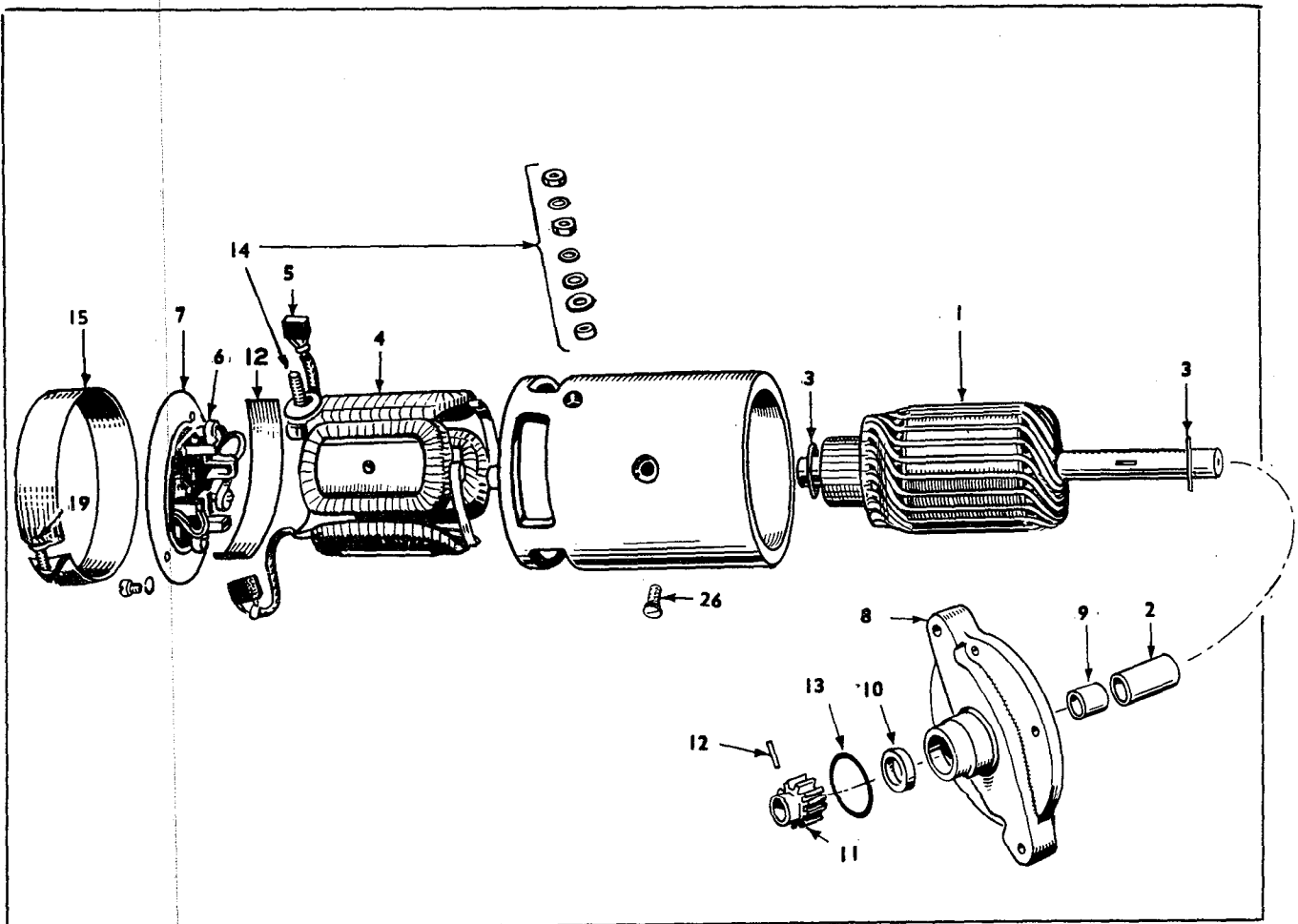
STARTER PARTS GROUP

(Refer to Accessory Section for Part Numbers)

1. Armature
2. Clutch
3. Head Assembly
4. Coil Assembly
5. Plate Assembly
6. Spring Set, Brush
7. Connector Pkg., Switch
8. Bolt, Thru
9. Housing, Pinion
10. Cover, Yoke
11. Switch, Solenoid
12. Yoke Package
13. Stop & Lock Ring Pkg.
14. Washer Pkg., Thrust
15. Bearing, Drive End
16. Brush Set



AUTO CYCLE STARTER MOTOR GROUP



AUTO CYCLE STARTER MOTOR (191B453) PARTS GROUP

AUTO CYCLE STARTER MOTOR GROUP

(Refer to Model Data Section for Part Numbers)

1. † Motor, Starter
2. Base & Shaft
3. Gear Assembly, Idler
4. Ring, Retaining
5. Washer, Thrust
6. Gear & Clutch
7. ★ Seal, "O" Ring

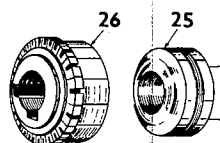
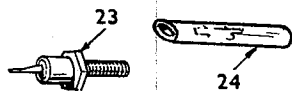
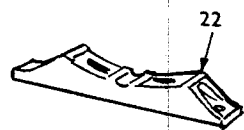
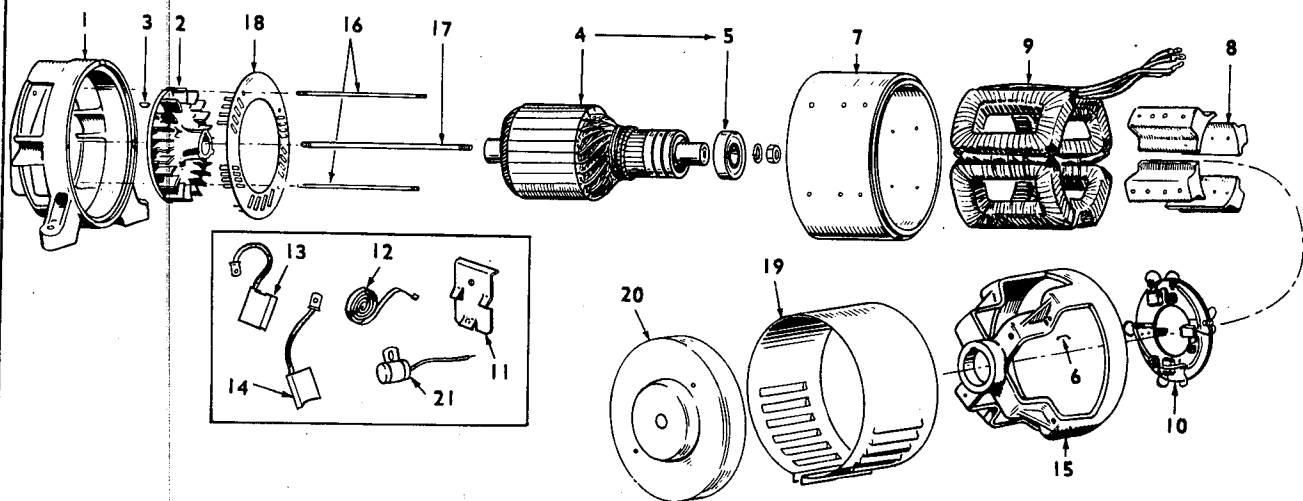
† - Components in Accessory Section

★ - Listed in Accessory Section

AUTO CYCLE STARTER MOTOR PARTS GROUP

(Refer to Accessory Section for Part Numbers)

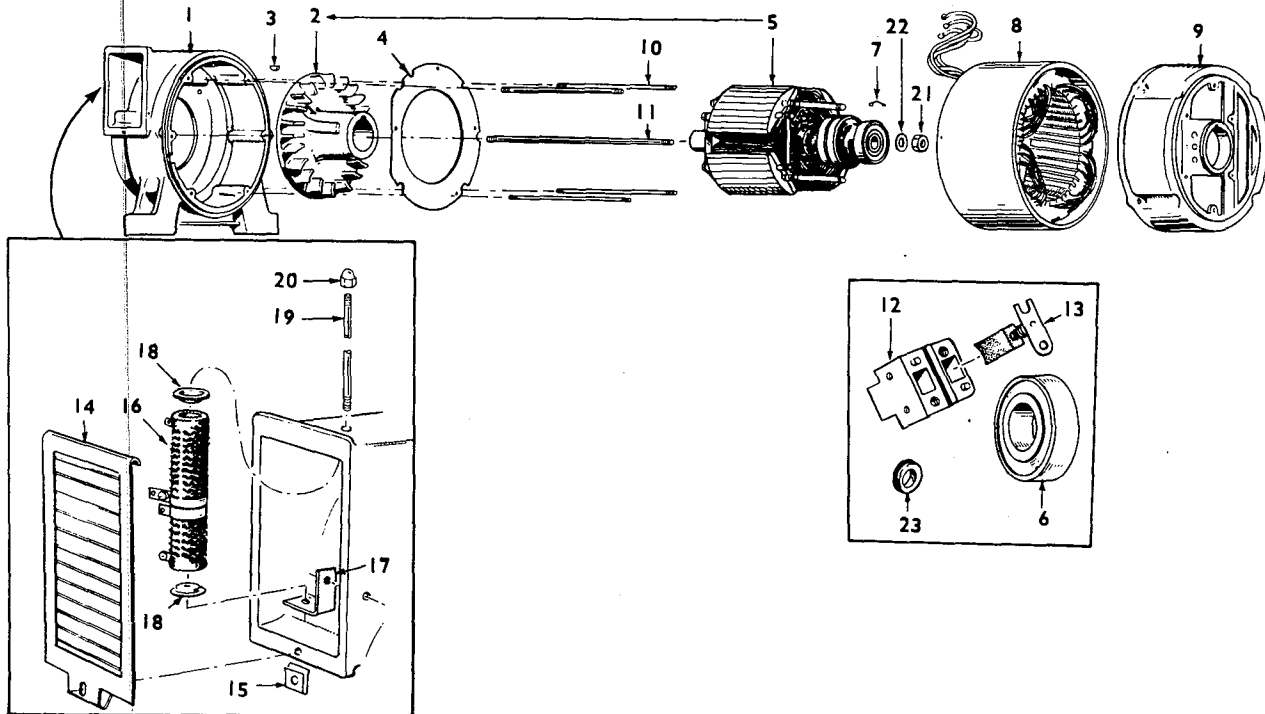
1. Armature
2. Spacer, Armature
3. Washer, Arm. Thrust (Pkg.)
4. Coil Assembly Pkg.
5. Brush Set
6. Spring, Brush
7. Head Assy., Brush End
8. Adapter, Starter
9. Bushing, Adapter
10. Seal, Oil
11. Gear, Pinion
12. Pin, Dowel
13. Seal, "O" Ring
14. Stud, Terminal (Pkg.)
15. Band, Cover



GENERATOR GROUP (REVOLVING ARMATURE TYPE)

GENERATOR GROUP
REVOLVING ARMATURE TYPE
(Refer to Generator Section for Part Numbers)

1. Adapter
2. Blower
3. Key, Blower
4. Armature
5. Bearing
6. Clip, Bearing
7. Frame Only
8. Shoe, Pole
9. Coil Assembly
10. Rig, Brush
- 11,12. Spring, Brush
13. Brush, Commutator
14. Brush, Coll. Ring
15. Bell, End
16. Stud, Generator Thru
17. Stud, Armature
18. Baffle, Air
19. Band, End Bell
20. Cover, End Bell
21. Condenser
22. Support, Generator
23. Rectifier
24. Connector
25. Ring, Collector
26. Commutator



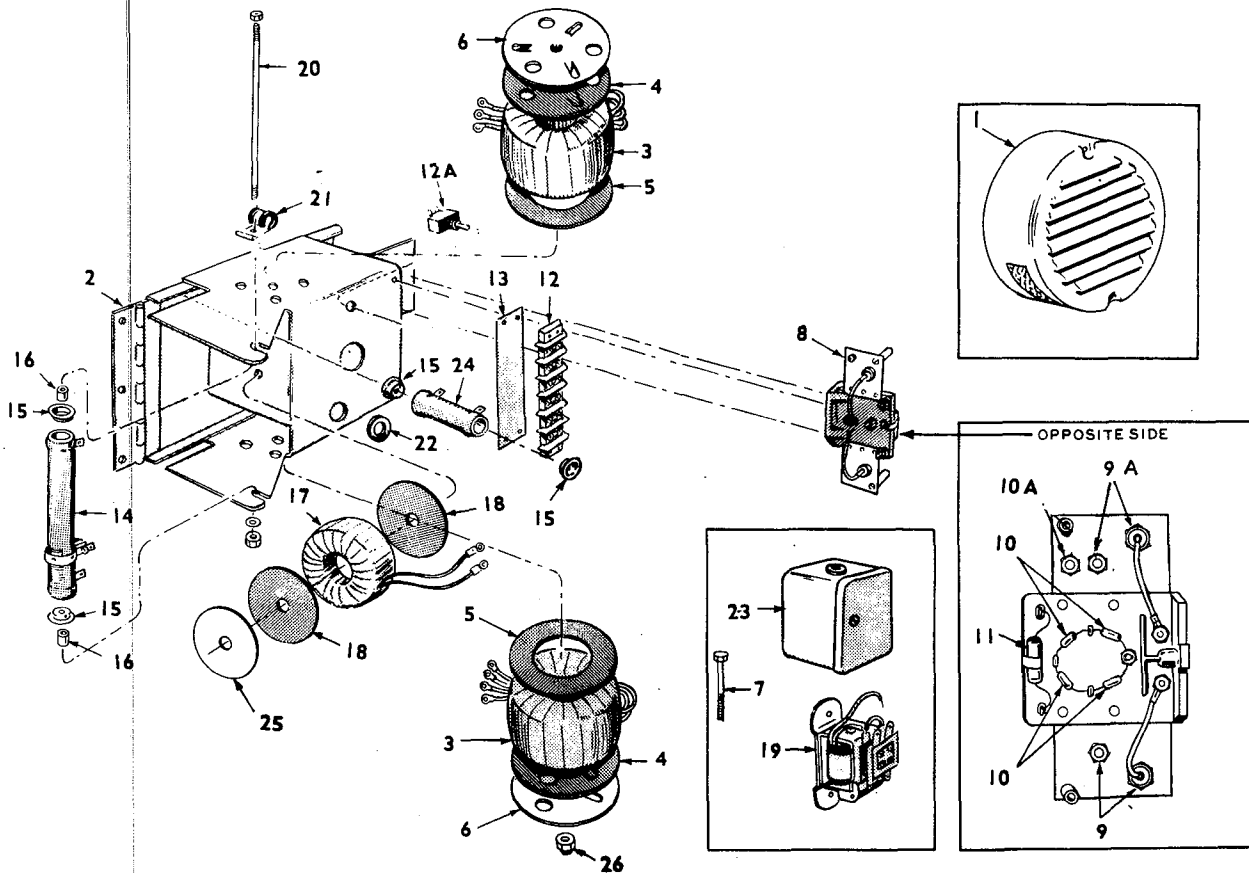
GENERATOR GROUP-ALTERNATOR PORTION
(Revolving Field Type)

GENERATOR GROUP - ALTERNATOR PORTIONREVOLVING FIELD TYPE

(Refer to Generator Section for Part Numbers)

1. Adapter
2. Blower
3. Key, Blower
4. Baffle, Air
5. Rotor Assembly
6. Bearing, Rotor
7. Clip, Bearing
8. Stator Assembly
9. Bell, End
10. Stud, Generator Thru
11. Stud Rotor Thru
12. Block, Brush
13. Brush
14. Cover, Air Outlet
15. Clip, Cover
16. Resistor
17. Bracket, Resistor
18. Washer, Resistor
19. Stud, Resistor
20. Nut, Resistor Stud
21. Nut, Rotor Stud
22. Washer, Rotor Stud
23. Grommet, Rubber

ILLUSTRATIONS



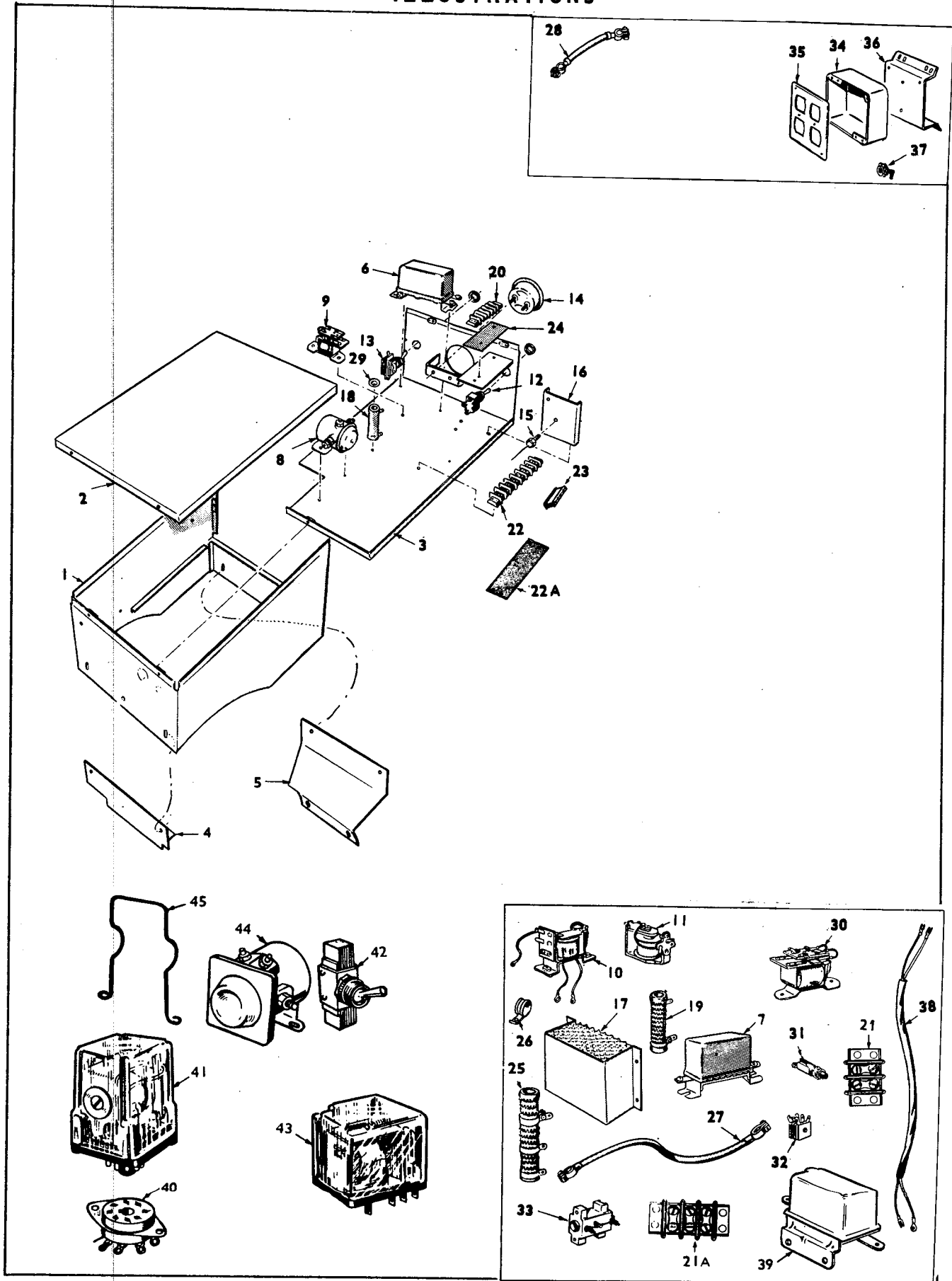
GENERATOR GROUP (EXCITER PORTION)

GENERATOR GROUP - EXCITER PORTION

(Refer to Generator Section for Part Numbers)

1. Cover, Exciter
2. Panel, Exciter
3. Reactor, Gate
4. Gasket, Outer
5. Gasket, Inner
6. Retainer
7. Stud, Gate Reactor
8. Rectifier Assembly
9. Rectifier Only - Negative
- 9A. Rectifier Only - Positive
10. Rectifier Only - Volt. Control
- 10A. Rectifier Only - Field Flash
11. Resistor
12. Block, Terminal
- 12A. Switch
13. Strip, Marker
14. Resistor
15. Washer, Resistor
16. Spacer, Resistor
17. Reactor, Voltage Control
18. Gasket, Control Reactor
19. Relay
20. Stud or Screw
21. Clip
22. Grommet
23. Cover, Relay
24. Resistor, Fixed
25. Washer
26. Nut

ILLUSTRATIONS



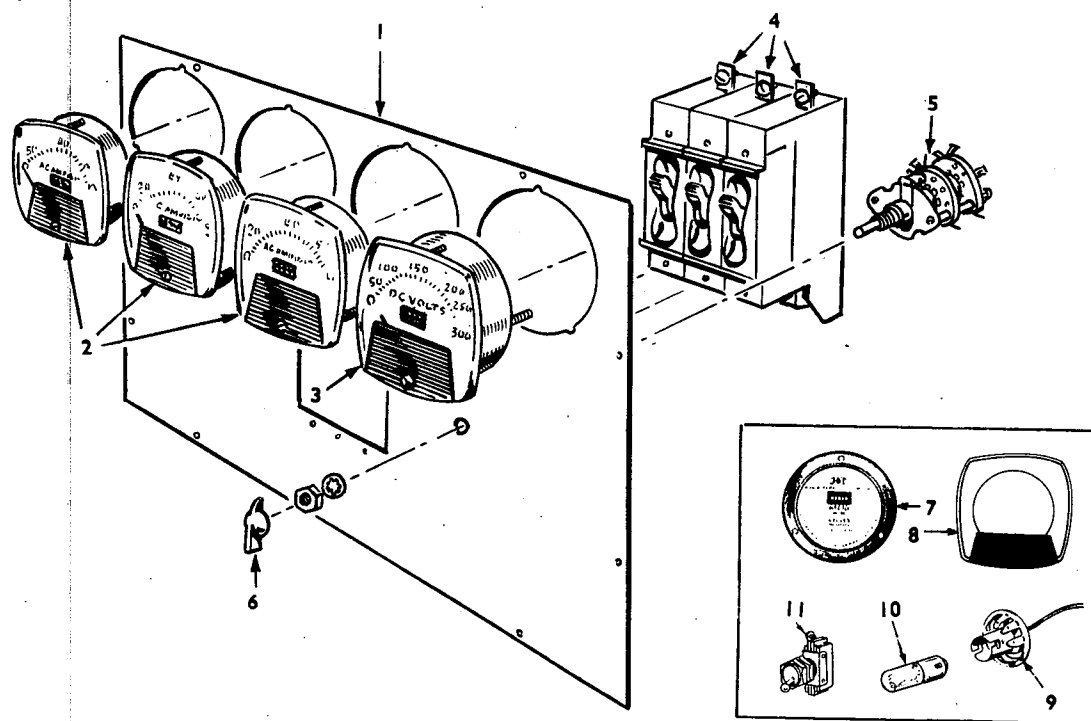
CONTROL GROUP

CONTROL GROUP

(Refer to Control Section for Part Numbers)

- | | |
|--------------------------------|------------------------------------|
| 1. Box, Control | 22A. Strip, Marker |
| 2. Cover, Control | 23. Marker Kit, Polarity |
| 3. Panel, Control | 24. Strip, Marker |
| 4. Bracket - L.H. | 25. Resistor, Adjustable |
| 5. Bracket - R.H. | 26. Clip |
| 6. Relay, Ignition Start | 27,28 Cable, Battery |
| 7. Relay, Reverse Current | 29. Washer, Resistor |
| 8. Solenoid, Start | 30. Relay, Latching |
| 9. Relay, Ignition | 31. Switch, Reset |
| 10. Relay, Start-Disconnect | 32. Rectifier, Full Wave |
| 11. Relay, Stop | 33. Relay, Emergency |
| 12. Switch, Start-Stop | 34. Box, Junction |
| 13. Switch, Selector | 35. Cover, Junction Box |
| 14. Ammeter, Charge | 36. Bracket, Junction Box |
| 15. Rectifier | 37. Connector, Load |
| 16. Bracket, Rectifier | 38.. Harness, Wiring |
| 17. Cover, Resistor | 39. Regulator, Voltage |
| 18. Resistor, Fixed | 40. Socket, Relay |
| 19. Resistor, Adjustable | 41. Relay, Start-Disconnect & Ign. |
| 20. Block, Terminal - 4 Place | 42. Switch |
| 21. Block, Terminal - 2 Place | 43. Relay, Field Build-up |
| 21A. Block, Terminal - 3 Place | 44. Solenoid, Start |
| 22. Block, Terminal - 8 Place | 45. Spring, Hold-down - Relay |

ILLUSTRATIONS



AC METER PANEL GROUP - HOUSED MODELS
(Optional)

AC METER PANEL GROUP - HOUSED MODELS

(Refer to Control Section for Part Numbers)

1. Panel
2. Ammeter, AC
3. Voltmeter, AC
4. Breaker, Circuit
5. Switch, Selector
6. Knob, Switch
7. Meter, Frequency
8. Plate, Meter Face
9. Receptacle, Panel Light
10. Lamp (Bulb)
11. Switch, Panel Light



MODEL INDEX SECTION

1

CONTAINS THE FOLLOWING-



INDEX FOR JB ENGINE GENERATORS

ALL DIAGONAL LINES (/), DECIMAL POINTS (.) AND DASHES APPEARING IN THE MODEL DESIGNATION MUST BE IGNORED IN THIS INDEX SECTION.

(Typical Model 7.5-3CR/8755T with dash, decimal point and diagonal line removed: 75JB3CR8755T).

Explanation of listing sequence:

Models are listed in alphabetical order. Whenever the alphabetical order is disturbed by the appearance of a number, the number shall become the prime factor (numerically). When the numbers have been exhausted by the appearance of a letter the same alphabetical sequence will again result, until the next number is apparent.

Follow the steps, in table, in proper order.

EXHAUST IN THIS ORDER							
1ST STEP	2ND STEP	3RD STEP	4TH STEP	5TH STEP	6TH STEP	7TH STEP	8TH STEP
5	J	B	1	M	1	F	
5	J	B	3	R	96	F	
5	J	B	1	R	V	1	F
5	J	B	3	C	R	1	F
6	J	B	1	R	1	G	
6	J	B	3	C	R	12	G
6	J	B	3	R	V	316	K
60	J	B	57	R	1	T	
75	J	B	3	C	R	96	S
75	J	B	3	C	R	862	S
705	J	B	3	R	V	825	J
705	J	B	4	M	1	D	
705	J	B	4	R	926	H	
705	J	B	4	X	R	316	J

2/7/72

MODEL INDEX SECTION

PLANT MODEL	MODEL DATA PAGE	PLANT MODEL	MODEL DATA PAGE	PLANT MODEL	MODEL DATA PAGE
4JB-52R/1E	1	5JB-3R/2442G	3	5JB-57RV/1H	7
4JB-52R/1F	1	5JB-3R/2447B	3	5JB-599RV/5064M	7
4JB-57RV/1G	1	5JB-3R/2468B	3	5JB-599RV/5064P	49
5JB-1M/1D	1	5JB-3R/2468D	3	6JB-1R/1G	7
5JB-1M/1E	1	5JB-3R/2468E	3	6JB-1R/1H	7
5JB-1R/1A	1	5JB-3R/2468F	3	6JB-1R/1J	7
5JB-1R/1B	1	5JB-3R/2468G	3	6JB-1R/1K	7
5JB-1R/1E	1	5JB-3R/2832E	3	6JB-1R/1P	49
5JB-1R/1F	1	5JB-3R/2880E	3	6JB-1R/12K	7
5JB-1R/1G	1	5JB-3R/3019E	3	6JB-1R/13K	7
5JB-1R/12F	1	5JB-3R/3309F	4	6JB-1R/13M	7
5JB-1R/12G	1	5JB-3R/3507G	4	6JB-1R/55H	7
5JB-1R/13D	1	5JB-3R/3547G	4	6JB-1R31/1K	7
5JB-1R/13F	1	5JB-3R/3589G	4	6JB-1R31/1M	7
5JB-1R/13G	1	5JB-3RV/12G	4	6JB-1R31/1P	49
5JB-1R/31D	1	5JB-3RV/13F	4	6JB-1R31/1S	92
5JB-1R/31G	1	5JB-3RV/31G	4	6JB-1R/382K	7
5JB-1R/248D	1	5JB-3RV/1983F	4	6JB-1R/1075K	7
5JB-1R/1239G	1	5JB-3RV/3212F	4	6JB-1R131/1H	7
5JB-1R/1311J	1	5JB-3RV/3248F	4	6JB-1R131/1J	7
5JB-1R/2292B	1	5JB-4M/1F	4	6JB-1R/2442G	7
5JB-1R/2468F	1	5JB-4M/2669G	4	6JB-1R/2539H	7
5JB-1R/2539D	1	5JB-4R/1E	4	6JB-1R/2539K	7
5JB-1R/2832E	1	5JB-4R/1F	4	6JB-1R/2539P	49
5JB-1R/2977E	1	5JB-4R/1G	4	6JB-1R/2773E	7
5JB-1R/2978E	2	5JB-4R/12G	4	6JB-1R/2773G	8
5JB-1R/3046F	2	5JB-4R/13F	4	6JB-1R/2897H	8
5JB-1R31/2833D	2	5JB-4R/13G	5	6JB-1R/2897K	8
5JB-1RV/1F	2	5JB-4R/2468F	5	6JB-1R/2897M	8
5JB-1RV/1G	2	5JB-4R/2701F	5	6JB-1R/2897P	49
5JB-3CR/1B	2	5JB-4R/2832E	5	6JB-1R/3145G	8
5JB-3CR/1F	2	5JB-4R/2880F	5	6JB-1R/3145H	8
5JB-3CR/1G	2	5JB-4R/3014F	5	6JB-1R/3663K	8
5JB-3E/2506B	2	5JB-4R/3248F	5	6JB-1R/3726K	8
5JB-3E/2581D	2	5JB-4R/3248G	5	6JB-1R/3835K	8
5JB-3E/2581F	2	5JB-4R/3399G	5	6JB-1R/3860G	8
5JB-3R/1B	2	5JB-4R/3686G	5	6JB-1R/3961H	8
5JB-3R/1D	2	5JB-4RV/1F	5	6JB-1R/3961J	8
5JB-3R/1E	2	5JB-4RV/3071F	5	6JB-1R/4954J	8
5JB-3R/1F	2	5JB-4XR/13G	5	6JB-1R/4964M	9
5JB-3R/1G	2	5JB-5R/2405B	5	6JB-1R/5338P	49
5JB-3R/12D	2	5JB-8XM/2670F	5	6JB-1R/5505P	49
5JB-3R/12F	3	5JB-51R/1P	49	6JB-1RV/1G	9
5JB-3R/12G	3	5JB-52R/1H	6	6JB-1RV/1H	9
5JB-3R/13D	3	5JB-52R/3506J	6	6JB-1RV/1J	9
5JB-3R/13F	3	5JB-52RV/1K	6	6JB-1RV/1K	9
5JB-3R/13G	3	5JB-52RV/1P	49	6JB-1RV/1L	9
5JB-3R/96B	3	5JB-53CR/1M	6	6JB-1RV/1M	9
5JB-3R/96F	3	5JB-53M/1H	7	6JB-1RV/1P	49
5JB-3R/96G	3	5JB-53R/1L	7	6JB-1RV/13H	9
5JB-3R31/1K	3	5JB-53R/1P	49	6JB-1RV/13J	9
5JB-3R/316F	3	5JB-53R/316P	49	6JB-1RV/23J	9
5JB-3R/316G	3	5JB-53R/4288J	7	6JB-1RV/1681P	50
5JB-3R/1872F	3	5JB-54R/1P	49	6JB-1RV/3065E	9
5JB-3R/1983F	3	5JB-57R/1K	7	6JB-1RV/3065F	9
				6JB-1RV/3065G	9

MODEL INDEX SECTION

3

PLANT MODEL	MODEL DATA PAGE	PLANT MODEL	MODEL DATA PAGE	PLANT MODEL	MODEL DATA PAGE
6JB-1RV/3065J	9	6JB-3R/96J	12	6JB-3R30/1543P	51
6JB-1RV/3065K	9	6JB-3R/96K	12	6JB-3R31/2468K	14
6JB-1RV/3065P	50	6JB-3R/96L	12	6JB-3R31/2468M	14
6JB-1RV/3065R	50	6JB-3R/96M	12	6JB-3R31/2468R	51
6JB-1RV/3065S	50	6JB-3R/96P	50	6JB-3RV/1G	14
6JB-1RV/4489J	9	6JB-3R/248G	12	6JB-3RV/1H	14
6JB-1RV/4489K	10	6JB-3R30/1M	12	6JB-3RV/1J	14
6JB-1RV/4953J	10	6JB-3R30/1P	50	6JB-3RV/1K	14
6JB-1RV/5381P	50	6JB-3R30/1R	50	6JB-3RV/1L	14
6JB-1RV/5930P	50	6JB-3R/311K	12	6JB-3RV/1M	14
6JB-1RV/7959S	92				
6JB-2R/1K	10	6JB-3R31/1M	12	6JB-3RV/1P	51
6JB-2R/1M	10	6JB-3R31/1P	50	6JB-3RV/13H	14
6JB-2R/1P	50	6JB-3R31/1R	50	6JB-3RV/13M	14
6JB-3CR/1G	10	6JB-3R/862M	12	6JB-3RV/13P	51
6JB-3CR/1H	10	6JB-3R/1873H	12	6JB-3RV/96K	14
6JB-3CR/1J	10	6JB-3R/1920P	50	6JB-3RV/96L	14
6JB-3CR/1M	10	6JB-3R/2198P	51	6JB-3RV/96M	14
6JB-3CR/1P	50	6JB-3R/2286B	12	6JB-3RV/96P	51
6JB-3CR/12G	10	6JB-3R/2442G	12	6JB-3RV/96S	51
6JB-3CR/12H	10	6JB-3R/2442H	12	6JB-3RV/316K	15
6JB-3CR/12K	10	6JB-3R/2442J	12	6JB-3RV/507K	15
6JB-3CR/1681M	10	6JB-3R/2442M	12	6JB-3RV/561H	15
6JB-3CR/2219J	10	6JB-3R/2442P	51	6JB-3RV/1983K	15
6JB-3CR/3399K	10	6JB-3R/2468L	12	6JB-3RV/1983P	51
6JB-3CR/3399L	10	6JB-3R/2468M	12	6JB-3RV/2055M	15
6JB-3CRV/316P	50	6JB-3R/2499C	12	6JB-3RV/2489H	15
6JB-3E/2581G	10	6JB-3R/2539H	12	6JB-3RV/2489J	15
6JB-3E/2581H	11	6JB-3R/2539M	12	6JB-3RV/2489P	51
6JB-3EV/4393K	11	6JB-3R/2539P	51	6JB-3RV/3825G	15
6JB-3E/4831M	11	6JB-3R/2669M	12	6JB-3RV/4348J	15
6JB-3M/1J	11	6JB-3R/2897H	13	6JB-3RV/4600K	15
6JB-3R/1G	11	6JB-3R/2897J	13	6JB-4R/1G	15
6JB-3R/1H	11	6JB-3R/2938J	13	6JB-4R/1H	15
6JB-3R/1J	11	6JB-3R/3139M	13	6JB-4R/1J	15
6JB-3R/1K	11	6JB-3R/3212P	51	6JB-4R/1K	15
6JB-3R/1L	11	6JB-3R/3399H	13	6JB-4R/1L	15
6JB-3R/1M	11	6JB-3R/3399J	13	6JB-4R/1M	15
6JB-3R/1P	50	6JB-3R/3432H	13	6JB-4R/1P	51
6JB-3R/7P	50	6JB-3R/3663M	13	6JB-4R/12M	15
6JB-3R/12G	11	6JB-3R/3663P	51	6JB-4R/13H	16
6JB-3R/12H	11	6JB-3R/3784G	13	6JB-4R/13K	16
6JB-3R/12J	11	6JB-3R/3824G	13	6JB-4R/13M	16
6JB-3R/12K	11	6JB-3R/3878K	13	6JB-4R/13P	51
6JB-3R/12L	11	6JB-3R/4185H	13	6JB-4R/13R	51
6JB-3R/12M	11	6JB-3R/4185J	13	6JB-4R31/1M	16
6JB-3R/12P	50	6JB-3R/4210J	13	6JB-4R31/1P	51
6JB-3R/13G	11	6JB-3R/4356K	14	6JB-4R31/1R	52
6JB-3R/13H	11	6JB-3R/4363K	14	6JB-4R/1041H	16
6JB-3R/13J	11	6JB-3R/4396K	14	6JB-4R/1041K	16
6JB-3R/13K	11	6JB-3R/4695K	14	6JB-4R/1041M	16
6JB-3R/13M	11	6JB-3R/4695M	14	6JB-4R/1983J	16
6JB-3R/13P	50	6JB-3R/4807M	14	6JB-4R/2024P	52
6JB-3R/55M	11	6JB-3R/5018P	51	6JB-4R/2442P	52
6JB-3R/96G	11	6JB-3R30/316P	51	6JB-4R/2468H	16
6JB-3R/96H	11	6JB-3R30/1543M	14	6JB-4R/2468K	16

MODEL INDEX SECTION

PLANT MODEL	MODEL DATA PAGE	PLANT MODEL	MODEL DATA PAGE	PLANT MODEL	MODEL DATA PAGE
6JB-4R/2468P	52	6JB-53R/96G	19	6JB-57R/1041J	20
6JB-4R/2539P	52	6JB-53R17/1G	18	6JB-57R/1041R	54
6JB-4R/2701G	16	6JB-53R17/1H	18	6JB-57R/1075H	20
6JB-4R/3139K	16	6JB-53R17/1J	18	6JB-57R/2198J	20
6JB-4R/3166K	16	6JB-53R17/1P	53	6JB-57R/2198P	54
6JB-4R/3399M	16	6JB-53R17/7J	18	6JB-57RV/1R	54
6JB-4R/3518K	16	6JB-53R/525D	18	6JB-57RV/2198J	20
6JB-4R/3570J	16	6JB-53R/1041H	18	6JB-57RV/2198P	54
6JB-4R/3631G	16	6JB-53R/1041R	53	6JB-57XR/2897R	54
6JB-4R/3663M	16	6JB-53R/1989J	18	6JB-57XRV/1F	20
6JB-4R/4037H	16	6JB-53R/3131F	18	6JB-57XRV/1H	20
6JB-4R/4081M	16	6JB-53R/3131G	18	6JB-57XRV/1J	20
6JB-4R/4263K	16	6JB-53R/3131H	18	6JB-57XRV/1R	54
6JB-4R/4358K	16	6JB-53R/3276J	19	6JB-57XRV/13R	54
6JB-4R/5042M	16	6JB-53R/3946H	19	6JB-58R/1F	20
6JB-4R/5192M	17	6JB-53R/7437R	53	6JB-99E/5139J	20
6JB-4R/5465P	52	6JB-53R/7437S	92	6JB-599R/1683H	20
6JB-4R/5523P	52	6JB-53RV/1F	19	6JB-599R/3889H	20
6JB-4R31/2468R	52	6JB-53RV/1G	19	6JB-599R/3889R	54
6JB-4RV/1K	17	6JB-53RV/1J	19	6JB-599R/4476J	20
6JB-4RV/13J	17	6JB-53RV/1P	53	6JB-599R/7648R	54
6JB-4RV131/1M	17	6JB-53RV/1R	53	6JB-599RV/5064P	54
6JB-4RV131/1P	52	6JB-53RV/1S	53	6JB-599RV/5064R	54
6JB-4RV131/1R	52	6JB-53RV/96G	19	6JB-599RV/7186S	54
6JB-4RV/2061P	52	6JB-53RV/316J	19	6.0JB-1R/8581S	92
6JB-4RV131/2468F	17	6JB-53RV/2320J	19	6.0JB-1R/8581T	109
6JB-4XRV/13M	17	6JB-53RV/4024H	19	6.0JB-1R/9119S	92
6JB-5DR/1A	17	6JB-53RV/4024J	19	6.0JB-53CE/5048S	52
6JB-5DR/2406B	17	6JB-53RV/5183J	19	6.0JB-53CR/1S	53
6JB-5R/1K	17	6JB-53RV/6857R	53	6.0JB-53CR/1T	92
6JB-5R/13L	17	6JB-53XR/1R	53	6.0JB-53CR/7437T	109
6JB-5R/13M	17	6JB-54R/1F	19	6.0JB-53CR/8100S	53
6JB-5R31/1R	52	6JB-54R/1P	53	6.0JB-53CR/8100T	109
6JB-5R/2442H	17	6JB-55DR/1F	19	6.0JB-53CR/8457T	92
6JB-5R/3518J	17	6JB-55DR/1G	19	6.0JB-53CR/10485T	109
6JB-5R/4713K	17	6JB-55DR/1H	19	6.0JB-57M/1234S	53
6JB-5RV/96H	17	6JB-55DR/1J	19	6.0JB-57R/1T	92
6JB-6R/1M	17	6JB-55DR/1R	53	6.0JB-57R/8100T	109
6JB-6R/12P	52	6JB-55DR/391H	19	6.0JB-599R/3889T	92
6JB-52RV/1R	52	6JB-55DR/507S	53	6.0JB-599R/8663S	54
6JB-53E/3372F	17	6JB-57M/1E	19	7.5JB-1R31/13S	55
6JB-53E/5048P	52	6JB-57M/1F	20	7.5JB-1R/9768T	109
6JB-53E/5048S	52	6JB-57M/1G	20	7.5JB-1R31/8400S	92
6JB-53E/5468P	53	6JB-57M/1J	20	7.5JB-1R31/8400T	92
6JB-53M/1G	17	6JB-57M/1234G	20	7.5JB-1R131/8814S	92
6JB-53M/1J	17	6JB-57M/1234J	20	7.5JB-3CR/1S	56
6JB-53M17/1B	17	6JB-57M/1234P	53	7.5JB-3CR/1T	93
6JB-53M17/1H	18	6JB-57M/1234S	53	7.5JB-3CR/7T	93
6JB-53R/1E	18	6JB-57R/1D	20	7.5JB-3CR/12S	56
6JB-53R/1G	18	6JB-57R/1G	20	7.5JB-3CR/12T	93
6JB-53R/1H	18	6JB-57R/1P	53	7.5JB-3CR/13S	56
6JB-53R/1J	18	6JB-57R/1R	54	7.5JB-3CR/13T	93
6JB-53R/1P	53	6JB-57R/1S	54	7.5JB-3CR/55S	93
6JB-53R/1R	53	6JB-57R/7R	54	7.5JB-3CR/55T	109
6JB-53R/1S	53	6JB-57R/13J	20	7.5JB-3CR/96S	56

MODEL INDEX SECTION

5

PLANT MODEL	MODEL DATA PAGE	PLANT MODEL	MODEL DATA PAGE	PLANT MODEL	MODEL DATA PAGE
7.5JB-3CR/96T	93	7.5JB-3CR/8100T	95	7.5JB-3CR/9848T	97
7.5JB-3CR/211S	57	7.5JB-3CR/8337T	95	7.5JB-3CR/9863T	111
7.5JB-3CR30/1S	57	7.5JB-3CR/8347T	95	7.5JB-3CR/9922T	111
7.5JB-3CR/316S	93	7.5JB-3CR/8388S	95	7.5JB-3CR/9964T	111
7.5JB-3CR/316T	109	7.5JB-3CR/8388T	95	7.5JB-3CR/9991T	111
7.5JB-3CR/862S	93	7.5JB-3CR/8389S	66	7.5JB-3CR/10049T	111
7.5JB-3CR/1018S	93	7.5JB-3CR/8389T	95	7.5JB-3CR/10132T	112
7.5JB-3CR/1018T	109	7.5JB-3CR/8390S	66	7.5JB-3CR/10195T	112
7.5JB-3CR/1041S	93	7.5JB-3CR/8390T	95	7.5JB-3CR/10214T	112
7.5JB-3CR/1041T	93	7.5JB-3CR/8457S	67	7.5JB-3CR/10218T	112
7.5JB-3CR/1282S	93	7.5JB-3CR/8457T	110	7.5JB-3CR/10243T	112
7.5JB-3CR/1282T	109	7.5JB-3CR/8457T	95	7.5JB-3CR/10244T	112
7.5JB-3CR/1869S	93	7.5JB-3CR/8469S	95	7.5JB-3CR/10258T	112
7.5JB-3CR/1873S	93	7.5JB-3CR/8490T	95	7.5JB-3CR/10259T	112
7.5JB-3CR/1983S	59	7.5JB-3CR/8493S	95	7.5JB-3CR/10640T	112
7.5JB-3CR/1983T	109	7.5JB-3CR/8505S	95	7.5JB-3CR/10662T	112
7.5JB-3CR/2055S	93	7.5JB-3CR/8505T	110	7.5JB-3CR/10753T	112
7.5JB-3CR/2198S	59	7.5JB-3CR/8506S	95	7.5JB-3CR/10930T	113
7.5JB-3CR/2198T	93	7.5JB-3CR/8525S	95	7.5JB-3CR/11131T	113
7.5JB-3CR/2219S	93	7.5JB-3CR/8525T	110	7.5JB-3CR31/1873S	97
7.5JB-3CR/2219T	93	7.5JB-3CR/8557T	110	7.5JB-3CR31/2539S	98
7.5JB-3CR/2442S	59	7.5JB-3CR/8561T	95	7.5JB-3CR31/2539T	113
7.5JB-3CR/2442T	109	7.5JB-3CR/8582T	111	7.5JB-3CR31/8390S	98
7.5JB-3CR/2468S	59	7.5JB-3CR/8588S	95	7.5JB-3CR31/8400T	98
7.5JB-3CR/2468T	93	7.5JB-3CR/8675S	95	7.5JB-3CR31/8500T	98
7.5JB-3CR/2539S	93	7.5JB-3CR/8725S	96	7.5JB-3CR31/8589S	98
7.5JB-3CR/2539T	93	7.5JB-3CR/8734S	96	7.5JB-3CR31/9286T	113
7.5JB-3CR/2701T	110	7.5JB-3CR/8739S	96	7.5JB-3CR31/9428T	98
7.5JB-3CR/2731S	94	7.5JB-3CR/8747T	96	7.5JB-3CR31/9552T	113
7.5JB-3CR/2731T	110	7.5JB-3CR/8755S	69	7.5JB-3CR31/9639T	113
7.5JB-3CR/2896T	94	7.5JB-3CR/8755T	96	7.5JB-3CR31/9904T	113
7.5JB-3CR/2938T	110	7.5JB-3CR/8835S	96	7.5JB-3CR131/2320S	98
7.5JB-3CR/3098T	94	7.5JB-3CR/8837S	96	7.5JB-3CR131/8456S	98
7.5JB-3CR31/13S	57	7.5JB-3CR/8848S	96	7.5JB-3CR131/8814S	98
7.5JB-3CR/3121T	110	7.5JB-3CR/8866S	96	7.5JB-3R/1092T	113
7.5JB-3CR/3195T	110	7.5JB-3CR/9058T	111	7.5JB-3R/6078S	98
7.5JB-3CR/3742T	94	7.5JB-3CR/9116S	96	7.5JB-3R/6298S	98
7.5JB-3CR/4133T	110	7.5JB-3CR/9146T	96	7.5JB-3R/8375T	113
7.5JB-3CR/4603S	94	7.5JB-3CR/9549T	111	7.5JB-3R/8705S	98
7.5JB-3CR/5063S	94	7.5JB-3CR/9574T	97	7.5JB-3R/8799S	98
7.5JB-3CR/5388T	94	7.5JB-3CR/9586T	97	7.5JB-3R/8809S	69
7.5JB-3CR/6000S	71	7.5JB-3CR/9592T	111	7.5JB-3R/8941S	99
7.5JB-3CR/6074T	110	7.5JB-3CR/9601T	97	7.5JB-3R/9131S	99
7.5JB-3CR/6213T	110	7.5JB-3CR/9605T	111	7.5JB-3R/9694T	99
7.5JB-3CR/6298S	94	7.5JB-3CR/9655T	97	7.5JB-3R/9756T	113
7.5JB-3CR/6428T	110	7.5JB-3CR/9659T	97	7.5JB-3R/9768T	114
7.5JB-3CR/6485T	110	7.5JB-3CR/9666T	97	7.5JB-3R/10929T	114
7.5JB-3CR/6589S	94	7.5JB-3CR/9705T	97	7.5JB-4R/1S	71
7.5JB-3CR/7122S	94	7.5JB-3CR/9716T	111	7.5JB-4R/1T	99
7.5JB-3CR/7322T	94	7.5JB-3CR/9744T	97	7.5JB-4R/7S	99
7.5JB-3CR/7437T	110	7.5JB-3CR/9745T	97	7.5JB-4R/7T	99
7.5JB-3CR/7673S	94	7.5JB-3CR/9755T	111	7.5JB-4R/12S	71
7.5JB-3CR/7925T	94	7.5JB-3CR/9804T	97	7.5JB-4R/12T	99
7.5JB-3CR/8002T	110	7.5JB-3CR/9828T	97	7.5JB-4R/13S	71
7.5JB-3CR/8100S	66	7.5JB-3CR/9837T	111	7.5JB-4R/13T	99

MODEL INDEX SECTION

PLANT MODEL	MODEL DATA PAGE	PLANT MODEL	MODEL DATA PAGE	PLANT MODEL	MODEL DATA PAGE
7.5JB-4R/96S	71	7.5JB-4R/8747T	115	7.5JB-4XR/6375T	103
7.5JB-4R/96T	99	7.5JB-4R/8812S	101	7.5JB-4XR/6813T	103
7.5JB-4R/1018S	99	7.5JB-4R/8897S	101	7.5JB-4XR/7063T	103
7.5JB-4R/1027S	99	7.5JB-4R/8993S	101	7.5JB-4XR/8109S	103
7.5JB-4R/1041S	72	7.5JB-4R/9058S	101	7.5JB-4XR/8121S	103
7.5JB-4R/1041T	99	7.5JB-4R/9058T	115	7.5JB-4XR/8354T	103
7.5JB-4R/1047T	114	7.5JB-4R/9549T	115	7.5JB-4XR/8390T	103
7.5JB-4R/1075S	99	7.5JB-4R/9574T	115	7.5JB-4XR/8506S	103
7.5JB-4R/1075T	114	7.5JB-4R/9605T	115	7.5JB-4XR/8511T	116
7.5JB-4R/1092T	114	7.5JB-4R/9705T	101	7.5JB-4XR/8540S	103
7.5JB-4R/1126S	99	7.5JB-4R/9788T	101	7.5JB-4XR/8649S	103
7.5JB-4R/1239T	99	7.5JB-4R/9901T	115	7.5JB-4XR/8675S	104
7.5JB-4R/1983S	99	7.5JB-4R/10132T	115	7.5JB-4XR/8816S	104
7.5JB-4R/1983T	114	7.5JB-4R/11147T	115	7.5JB-4XR/9319T	104
7.5JB-4R/2198S	99	7.5JB-4R/11181T	115	7.5JB-4XR/9796T	104
7.5JB-4R/2198T	114	7.5JB-4R/11214T	115	7.5JB-4XR/9939T	116
7.5JB-4R/2442S	99	7.5JB-4R/11248T	115	7.5JB-4XR/10139T	116
7.5JB-4R/2442T	114	7.5JB-4R31/2539S	101	7.5JB-4XR/10176T	116
7.5JB-4R/2468S	73	7.5JB-4R31/2539T	101	7.5JB-4XR/11412T	116
7.5JB-4R/2468T	99	7.5JB-4R31/8390S	101	7.5JB-4XR31/2539S	104
7.5JB-4R/2539S	73	7.5JB-4R31/8400T	101	7.5JB-4XR31/8400T	104
7.5JB-4R/2539T	100	7.5JB-4R31/8500T	102	7.5JB-4XR31/8539S	104
7.5JB-4R/2896S	100	7.5JB-4R31/9428T	102	7.5JB-4XR31/9428T	116
7.5JB-4R/2896T	114	7.5JB-4R31/9632T	102	7.5JB-4XR131/2320S	104
7.5JB-4R31/13S	72	7.5JB-4R31/9731T	102	7.5JB-4XR131/8814S	104
7.5JB-4R/3157T	100	7.5JB-4R131/2320S	102	7.5JB-4XR31/11327T	116
7.5JB-4R/3195S	100	7.5JB-4R131/8456S	102	7.5JB-5DR/1S	82
7.5JB-4R/3195T	114	7.5JB-4XR/1S	79	7.5JB-5DR/1T	104
7.5JB-4R/3742T	100	7.5JB-4XR/1T	102	7.5JB-5DR/12S	104
7.5JB-4R/4629S	100	7.5JB-4XR/7T	102	7.5JB-5DR/12T	104
7.5JB-4R/5299T	114	7.5JB-4XR/12S	102	7.5JB-5DR/13S	82
7.5JB-4R/5841T	114	7.5JB-4XR/12T	102	7.5JB-5DR/13T	104
7.5JB-4R/6004S	100	7.5JB-4XR/13S	79	7.5JB-5DR/96S	82
7.5JB-4R/6251T	100	7.5JB-4XR/13T	102	7.5JB-5DR/96T	104
7.5JB-4R/6286T	114	7.5JB-4XR/1075T	115	7.5JB-5DR/1092T	116
7.5JB-4R/8100S	78	7.5JB-4XR/1239T	102	7.5JB-5DR/2055S	104
7.5JB-4R/8100T	100	7.5JB-4XR/1873S	102	7.5JB-5DR/2468S	104
7.5JB-4R/8335S	100	7.5JB-4XR/1983S	80	7.5JB-5DR/2468T	104
7.5JB-4R/8347T	114	7.5JB-4XR/1983T	116	7.5JB-5DR/2539S	104
7.5JB-4R/8388S	100	7.5JB-4XR/2442S	102	7.5JB-5DR31/13S	104
7.5JB-4R/8389S	100	7.5JB-4XR/2442T	116	7.5JB-5DR/3615T	117
7.5JB-4R/8389T	100	7.5JB-4XR/2468T	102	7.5JB-5DR/8100S	84
7.5JB-4R/8390S	78	7.5JB-4XR/2539S	80	7.5JB-5DR/8100T	105
7.5JB-4R/8390T	100	7.5JB-4XR/2539T	102	7.5JB-5DR/8388T	105
7.5JB-4R/8443S	100	7.5JB-4XR/2701T	116	7.5JB-5DR/8389S	105
7.5JB-4R/8457T	100	7.5JB-4XR/3098T	102	7.5JB-5DR/8389T	105
7.5JB-4R/8505S	101	7.5JB-4XR31/13S	79	7.5JB-5DR/8390S	105
7.5JB-4R/8505T	114	7.5JB-4XR/3157T	102	7.5JB-5DR/8390T	105
7.5JB-4R/8540S	101	7.5JB-4XR/3195S	102	7.5JB-5DR/8457S	84
7.5JB-4R/8561T	115	7.5JB-4XR/3231T	103	7.5JB-5DR/8739S	105
7.5JB-4R/8675S	101	7.5JB-4XR/3555S	103	7.5JB-5DR/9755T	117
7.5JB-4R/8693S	101	7.5JB-4XR/3819S	103	7.5JB-5DR/9792T	117
7.5JB-4R/8721S	101	7.5JB-4XR/5114T	116	7.5JB-5DR31/8400T	117
7.5JB-4R/8721T	115	7.5JB-4XR/5356T	116	7.5JB-5DR131/2320S	105
7.5JB-4R/8744T	115	7.5JB-4XR/6365T	103	7.5JB-5DR131/4260S	105

MODEL INDEX SECTION

7

PLANT MODEL	MODEL DATA PAGE	PLANT MODEL	MODEL DATA PAGE	PLANT MODEL	MODEL DATA PAGE
7.5JB-7XR/9472T	117	705JB-3R/1C	23	705JB-3R31/1J	25
7.5JB-9XR/1S	109	705JB-3R/1D	23	705JB-3R31/1L	25
7.5JB-9XR/1T	117	705JB-3R/1E	23	705JB-3R31/1P	57
7.5JB-9XR/8569S	105	705JB-3R/1F	23	705JB-3R31/1R	57
7.5JB-99CR/8663S	85	705JB-3R/1G	23	705JB-3R31/1S	57
7.5JB-99R/8663T	117	705JB-3R/1H	23	705JB-3R/316G	25
601JB-51R/1R	54	705JB-3R/1J	23	705JB-3R/316J	25
601JB-52R/1P	54	705JB-3R/1P	56	705JB-3R/363F	25
601JB-52R/1R	54	705JB-3R/1R	56	705JB-3R/363J	25
601JB-52R/3218R	54	705JB-3R/1S	56	705JB-3R/363P	57
601JB-52RV/1P	54	705JB-3R/7F	23	705JB-3R/507R	57
601JB-52RV/1R	54	705JB-3R/7G	23	705JB-3R/862J	26
601JB-53RV/1R	54	705JB-3R/7J	24	705JB-3R/862P	57
601JB-55R/1R	55	705JB-3R/7R	56	705JB-3R/1018J	26
601JB-57R/12P	55	705JB-3R/7S	106	705JB-3R/1018R	58
601JB-57R/2198R	55	705JB-3R/12D	24	705JB-3R/1027F	26
705JB-1R31/1J	21	705JB-3R/12F	24	705JB-3R/1027G	26
705JB-1R31/1L	21	705JB-3R/12G	24	705JB-3R/1041G	26
705JB-1R31/1P	55	705JB-3R/12H	24	705JB-3R/1041J	26
705JB-1R31/1R	55	705JB-3R/12J	24	705JB-3R/1041P	58
705JB-1R31/1S	55	705JB-3R/12P	56	705JB-3R/1041R	58
705JB-1R/1075R	55	705JB-3R/12R	56	705JB-3R/1041S	58
705JB-1R131/1H	21	705JB-3R/12S	56	705JB-3R/1075J	26
705JB-1R131/1J	21	705JB-3R/13C	24	705JB-3R/1075R	58
705JB-1R131/1L	21	705JB-3R/13D	24	705JB-3R/1075S	58
705JB-1R131/1P	55	705JB-3R/13F	24	705JB-3R/1194H	26
705JB-1R131/1R	55	705JB-3R/13G	24	705JB-3R/1282R	58
705JB-1R/2673D	22	705JB-3R/13H	24	705JB-3R131/1H	26
705JB-1R/3750G	22	705JB-3R/13J	24	705JB-3R131/1J	26
705JB-1R31/7091R	55	705JB-3R/13P	56	705JB-3R131/1L	27
705JB-1R31/7091S	55	705JB-3R/13R	56	705JB-3R131/1P	58
705JB-1R31/8539S	105	705JB-3R/13S	56	705JB-3R131/1R	58
705JB-1R31/8647S	105	705JB-3R/55G	24	705JB-3R131/1S	58
705JB-1R131/2468S	106	705JB-3R/55L	24	705JB-3R/1410D	27
705JB-1RV31/1H	22	705JB-3R/55R	56	705JB-3R/1535J	27
705JB-1RV31/1J	22	705JB-3R/96A	24	705JB-3R/1873J	27
705JB-1RV31/1L	22	705JB-3R/96B	24	705JB-3R/1873R	58
705JB-1RV31/1P	55	705JB-3R/96F	24	705JB-3R/1920P	58
705JB-1RV31/1R	56	705JB-3R/96G	24	705JB-3R/1920R	58
705JB-1RV31/1S	56	705JB-3R/96H	24	705JB-3R/1983P	58
705JB-1RV31/8539S	106	705JB-3R/96J	24	705JB-3R/1983R	58
705JB-3E/2692D	22	705JB-3R/96P	56	705JB-3R/1983S	59
705JB-3E/2692F	23	705JB-3R/96R	56	705JB-3R/2055F	27
705JB-3E/3103F	23	705JB-3R/96S	56	705JB-3R/2123H	27
705JB-3E/3103R	56	705JB-3R17/1J	24	705JB-3R/2198P	59
705JB-3EV/1E	23	705JB-3R17/1R	56	705JB-3R/2198R	59
705JB-3EV/96E	23	705JB-3R17/1S	56	705JB-3R/2198S	59
705JB-3M/1E	23	705JB-3R17/7J	24	705JB-3R/2219D	27
705JB-3M/1F	23	705JB-3R/211P	57	705JB-3R/2219E	27
705JB-3M/1G	23	705JB-3R/211S	57	705JB-3R/2219J	27
705JB-3M/1H	23	705JB-3R30/1L	24	705JB-3R/2219P	59
705JB-3M/1J	23	705JB-3R30/1P	57	705JB-3R/2219R	59
705JB-3M/1P	56	705JB-3R30/1R	57	705JB-3R/2405G	27
705JB-3M/2888E	23	705JB-3R30/1S	57	705JB-3R/2406G	27
705JB-3R/1B	23	705JB-3R31/1H	25	705JB-3R/2406H	27

MODEL INDEX SECTION

PLANT MODEL	MODEL DATA PAGE	PLANT MODEL	MODEL DATA PAGE	PLANT MODEL	MODEL DATA PAGE
705JB-3R/2406J	27	705JB-3R/3354R	60	705JB-3R/4558J	33
705JB-3R/2406P	59	705JB-3R/3365F	29	705JB-3R/4607J	33
705JB-3R/2406R	59	705JB-3R/3365G	29	705JB-3R/4608J	33
705JB-3R/2442D	27	705JB-3R/3399G	29	705JB-3R/4655J	33
705JB-3R/2442G	27	705JB-3R/3399J	29	705JB-3R/4655R	61
705JB-3R/2442J	28	705JB-3R/3401F	29	705JB-3R/4703P	61
705JB-3R/2442P	59	705JB-3R/3409J	30	705JB-3R/4703R	61
705JB-3R/2442R	59	705JB-3R/3432P	60	705JB-3R/4749J	33
705JB-3R/2442S	59	705JB-3R/3454F	30	705JB-3R/4755J	33
705JB-3R/2468E	28	705JB-3R/3454G	30	705JB-3R/4756J	33
705JB-3R/2468F	28	705JB-3R/3459G	30	705JB-3R/4779J	34
705JB-3R/2468H	28	705JB-3R/3518G	30	705JB-3R/4821J	34
705JB-3R/2468J	28	705JB-3R/3518H	30	705JB-3R/4960J	34
705JB-3R/2468R	59	705JB-3R/3587G	30	705JB-3R/5018P	61
705JB-3R/2468S	59	705JB-3R/3595J	30	705JB-3R/5036J	34
705JB-3R/2539F	28	705JB-3R/3599G	30	705JB-3R/5041R	61
705JB-3R/2539G	28	705JB-3R/3606G	30	705JB-3R/5155J	34
705JB-3R/2539H	28	705JB-3R/3663H	30	705JB-3R/5205S	106
705JB-3R/2539J	28	705JB-3R/3663J	30	705JB-3R/5315P	61
705JB-3R/2539P	59	705JB-3R/3663P	60	705JB-3R/5315R	61
705JB-3R/2539R	59	705JB-3R/3686G	30	705JB-3R/5356P	61
705JB-3R/2669D	28	705JB-3R/3687J	30	705JB-3R/5647P	61
705JB-3R/2669F	28	705JB-3R/3692G	31	705JB-3R/5658P	62
705JB-3R/2669G	28	705JB-3R/3695J	31	705JB-3R/5746P	62
705JB-3R/2669H	28	705JB-3R/3722S	106	705JB-3R/5923P	62
705JB-3R/2669P	59	705JB-3R/3741J	31	705JB-3R/6074P	62
705JB-3R/2701P	59	705JB-3R/3742P	60	705JB-3R/6074R	62
705JB-3R/2731J	28	705JB-3R/3742R	61	705JB-3R/6074S	106
705JB-3R/2731R	59	705JB-3R/3742S	61	705JB-3R/6075R	62
705JB-3R/2731S	106	705JB-3R/3784H	31	705JB-3R/6180P	62
705JB-3R/2832D	28	705JB-3R/3819G	31	705JB-3R/6180R	62
705JB-3R/2843E	28	705JB-3R/3851G	31	705JB-3R/6288P	62
705JB-3R/2856J	28	705JB-3R/3903G	31	705JB-3R/6288S	106
705JB-3R/2888G	28	705JB-3R/3926H	31	705JB-3R/6333S	62
705JB-3R/2896J	28	705JB-3R/3969H	31	705JB-3R/6340R	62
705JB-3R/2896P	59	705JB-3R/4018H	31	705JB-3R/6481R	62
705JB-3R/2896R	60	705JB-3R/4086H	31	705JB-3R/6510R	63
705JB-3R/3089J	29	705JB-3R/4086J	32	705JB-3R/6511R	63
705JB-3R/3091F	29	705JB-3R/4205H	32	705JB-3R/6589R	63
705JB-3R/3098R	60	705JB-3R/4205J	32	705JB-3R/6813R	63
705JB-3R/3123H	29	705JB-3R/4210J	32	705JB-3R/6904R	63
705JB-3R/3123S	106	705JB-3R/4253J	32	705JB-3R/7100R	63
705JB-3R/3139F	29	705JB-3R/4253S	106	705JB-3R/7100S	63
705JB-3R/3139J	29	705JB-3R/4300J	32	705JB-3R/7117R	63
705JB-3R/3145J	29	705JB-3R/4311J	32	705JB-3R/7122R	63
705JB-3R/3157R	60	705JB-3R/4315J	32	705JB-3R/7175R	64
705JB-3R/3161F	29	705JB-3R/4363J	32	705JB-3R/7304R	64
705JB-3R/3166P	60	705JB-3R/4387J	32	705JB-3R/7307R	64
705JB-3R/3195J	29	705JB-3R/4397P	61	705JB-3R/7324R	64
705JB-3R/3195P	60	705JB-3R/4402R	61	705JB-3R/7398R	64
705JB-3R/3212R	60	705JB-3R/4413J	32	705JB-3R/7398S	64
705JB-3R/3219J	29	705JB-3R/4459J	32	705JB-3R/7402R	64
705JB-3R/3231P	60	705JB-3R/4477J	33	705JB-3R/7432R	64
705JB-3R/3231R	60	705JB-3R/4536P	61	705JB-3R/7471R	64
705JB-3R/3231S	60	705JB-3R/4550J	33	705JB-3R/7543R	64

MODEL INDEX SECTION

9

PLANT MODEL	MODEL DATA PAGE	PLANT MODEL	MODEL DATA PAGE	PLANT MODEL	MODEL DATA PAGE
705JB-3R/7639R	64	705JB-3RV/96F	36	705JB-3RV/4398J	38
705JB-3R/7656R	64	705JB-3RV/96G	36	705JB-3RV/4509J	38
705JB-3R/7718R	64	705JB-3RV/96H	36	705JB-3RV/4509R	69
705JB-3R/7748R	64	705JB-3RV/96J	36	705JB-3RV/4509S	69
705JB-3R/7813S	65	705JB-3RV/96P	66	705JB-3RV/4540R	69
705JB-3R/7842S	65	705JB-3RV/96R	66	705JB-3RV/4540S	69
705JB-3R/7870S	65	705JB-3RV/96S	67	705JB-3RV/4641J	38
705JB-3R/7892S	65	705JB-3RV/248S	67	705JB-3RV/4835J	38
705JB-3R/7925S	65	705JB-3RV31/1J	36	705JB-3RV/4835R	69
705JB-3R/8217S	106	705JB-3RV31/1L	37	705JB-3RV/4835S	69
705JB-3R/8250S	106	705JB-3RV31/1P	67	705JB-3RV/4966P	69
705JB-3R/8287S	106	705JB-3RV31/1R	67	705JB-3RV/4966R	69
705JB-3R/8344S	107	705JB-3RV31/1S	67	705JB-3RV/5043J	38
705JB-3R/8443S	107	705JB-3RV/363J	37	705JB-3RV/5080P	69
705JB-3R/8540S	107	705JB-3RV3/96J	37	705JB-3RV/5080R	69
705JB-3R/8542S	107	705JB-3RV3/96P	67	705JB-3RV/5132S	69
705JB-3R/8626S	107	705JB-3RV3/96S	67	705JB-3RV/5237S	70
705JB-3R30/316P	65	705JB-3RV/525R	67	705JB-3RV/5381P	70
705JB-3R4/4878J	34	705JB-3RV/544P	67	705JB-3RV/5596P	70
705JB-3R4/5722P	65	705JB-3RV/544R	67	705JB-3RV/6376R	70
705JB-3R17/1041J	34	705JB-3RV/825H	37	705JB-3RV/6399P	70
705JB-3R30/1543L	34	705JB-3RV/825J	37	705JB-3RV/6399R	70
705JB-3R30/4447P	65	705JB-3RV/862J	37	705JB-3RV/6431R	70
705JB-3R31/2468H	34	705JB-3RV/862P	67	705JB-3RV/7587R	70
705JB-3R31/2468L	35	705JB-3RV131/1P	67	705JB-3RV/7739R	70
705JB-3R31/2468P	66	705JB-3RV131/1R	68	705JB-3RV/7977S	70
705JB-3R31/2468R	66	705JB-3RV131/1S	68	705JB-3RV/8012S	70
705JB-3R31/2468S	66	705JB-3RV/1593J	37	705JB-3RV/8441S	107
705JB-3R31/3275L	35	705JB-3RV/1681P	68	705JB-3RV6000/1R	71
705JB-3R31/3694J	35	705JB-3RV/1681S	107	705JB-3RV6000/1S	71
705JB-3R31/8624S	107	705JB-3RV/1791J	37	705JB-3RV6000/12R	71
705JB-3R131/2468H	35	705JB-3RV/1983F	37	705JB-4M/1G	38
705JB-3R131/2468J	36	705JB-3RV/1983R	68	705JB-4M/1H	38
705JB-3R131/2468R	71	705JB-3RV/2052G	37	705JB-4R/1C	38
705JB-3R131/6362R	66	705JB-3RV/2055P	68	705JB-4R/1D	38
705JB-3R131/7462R	66	705JB-3RV/2055S	68	705JB-4R/1E	38
705JB-3R131/8624S	107	705JB-3RV/2198G	37	705JB-4R/1F	38
705JB-3RV/1E	36	705JB-3RV/2198P	68	705JB-4R/1G	38
705JB-3RV/1F	36	705JB-3RV/2198R	68	705JB-4R/1H	39
705JB-3RV/1G	36	705JB-3RV/2198S	68	705JB-4R/1J	39
705JB-3RV/1H	36	705JB-3RV/2489R	68	705JB-4R/1P	71
705JB-3RV/1J	36	705JB-3RV/2661S	107	705JB-4R/1R	71
705JB-3RV/1P	66	705JB-3RV/2835P	68	705JB-4R/1S	71
705JB-3RV/1R	66	705JB-3RV/2888J	37	705JB-4R/7R	71
705JB-3RV/1S	66	705JB-3RV/2896R	68	705JB-4R/7S	107
705JB-3RV/12J	36	705JB-3RV/2896S	68	705JB-4R/12F	39
705JB-3RV/12R	66	705JB-3RV31/12S	69	705JB-4R/12G	39
705JB-3RV/12S	66	705JB-3RV/3195G	37	705JB-4R/12H	39
705JB-3RV/13G	36	705JB-3RV/3356F	37	705JB-4R/12J	39
705JB-3RV/13H	36	705JB-3RV/3595G	38	705JB-4R/12P	71
705JB-3RV/13J	36	705JB-3RV/3725G	38	705JB-4R/12R	71
705JB-3RV/13P	66	705JB-3RV/3891G	38	705JB-4R/12S	71
705JB-3RV/13R	66	705JB-3RV/4247J	38	705JB-4R/13C	39
705JB-3RV/13S	66	705JB-3RV/4380J	38	705JB-4R/13F	39
705JB-3RV3/1F	36	705JB-3RV/4380P	69	705JB-4R/13G	39

MODEL INDEX SECTION

PLANT MODEL	MODEL DATA PAGE	PLANT MODEL	MODEL DATA PAGE	PLANT MODEL	MODEL DATA PAGE
705JB-4R/13H	39	705JB-4R/2468P	73	705JB-4R/4841J	43
705JB-4R/13J	39	705JB-4R/2468R	73	705JB-4R/5041J	43
705JB-4R/13P	71	705JB-4R/2468S	73	705JB-4R/5050J	43
705JB-4R/13R	71	705JB-4R/2539G	41	705JB-4R/5050P	74
705JB-4R/13S	71	705JB-4R/2539H	41	705JB-4R/5050R	74
705JB-4R/55H	39	705JB-4R/2539J	41	705JB-4R/5088J	43
705JB-4R/96J	39	705JB-4R/2539P	73	705JB-4R/5137J	44
705JB-4R/96P	71	705JB-4R/2539R	73	705JB-4R/5166P	74
705JB-4R/96R	71	705JB-4R/2539S	73	705JB-4R/5299S	108
705JB-4R/96S	71	705JB-4R/2669F	41	705JB-4R/5388R	74
705JB-4R/248R	71	705JB-4R/2669P	73	705JB-4R/5396P	75
705JB-4R/248S	71	705JB-4R/2669R	73	705JB-4R/5396R	75
705JB-4R31/1H	39	705JB-4R/2731J	41	705JB-4R/5513P	75
705JB-4R31/1J	39	705JB-4R/2766D	41	705JB-4R/5601P	75
705JB-4R31/1L	39	705JB-4R/2832C	41	705JB-4R/5916P	75
705JB-4R31/1P	71	705JB-4R/2832E	41	705JB-4R/5916R	75
705JB-4R31/1R	72	705JB-4R/2880E	41	705JB-4R/5992R	75
705JB-4R31/1S	72	705JB-4R/2896R	73	705JB-4R/6074P	75
705JB-4R/316G	40	705JB-4R/2896S	107	705JB-4R/6074R	75
705JB-4R/316H	40	705JB-4R/2897P	73	705JB-4R/6075R	75
705JB-4R/316J	40	705JB-4R/2938R	73	705JB-4R/6153R	75
705JB-4R/316P	72	705JB-4R/3072F	41	705JB-4R/6214R	75
705JB-4R/316R	72	705JB-4R/3098F	41	705JB-4R/6244R	76
705JB-4R/363F	40	705JB-4R/3139J	41	705JB-4R/6293R	76
705JB-4R/862R	72	705JB-4R/3139P	74	705JB-4R/6298P	76
705JB-4R/926H	40	705JB-4R/3157S	108	705JB-4R/6298R	76
705JB-4R/1018J	40	705JB-4R/3331H	41	705JB-4R/6333S	76
705JB-4R/1027R	72	705JB-4R/3338F	41	705JB-4R/6560R	76
705JB-4R/1041J	40	705JB-4R/3354R	74	705JB-4R/6589S	108
705JB-4R/1041P	72	705JB-4R/3389F	41	705JB-4R/6726R	76
705JB-4R/1041R	72	705JB-4R/3454G	42	705JB-4R/7376R	76
705JB-4R/1041S	72	705JB-4R/3518G	42	705JB-4R/7629R	76
705JB-4R/1075J	40	705JB-4R/3518J	42	705JB-4R/7658S	76
705JB-4R/1075R	72	705JB-4R/3550J	42	705JB-4R/7663S	77
705JB-4R/1092H	40	705JB-4R/3550K	42	705JB-4R/7890S	108
705JB-4R/1282R	72	705JB-4R/3629G	42	705JB-4R/7945S	77
705JB-4R131/1L	40	705JB-4R/3663H	42	705JB-4R/8102S	108
705JB-4R131/1P	72	705JB-4R/3663P	74	705JB-4R/8542S	108
705JB-4R131/1R	72	705JB-4R/3742R	74	705JB-4R/8547S	108
705JB-4R131/1S	73	705JB-4R/3742S	74	705JB-4R131/248R	77
705JB-4R/1543J	40	705JB-4R/3784G	42	705JB-4R131/926R	77
705JB-4R/1593G	40	705JB-4R/3819P	74	705JB-4R30/2669R	77
705JB-4R/1593H	41	705JB-4R/3883H	42	705JB-4R31/2468J	44
705JB-4R/1869S	73	705JB-4R/3819J	42	705JB-4R31/2468L	44
705JB-4R/1873P	73	705JB-4R/3972H	42	705JB-4R31/2468P	77
705JB-4R/1873R	73	705JB-4R/4080H	42	705JB-4R31/2468R	77
705JB-4R/1983F	41	705JB-4R/4080J	42	705JB-4R31/2468S	108
705JB-4R/1983P	73	705JB-4R/4173J	42	705JB-4R31/4441J	44
705JB-4R/1983R	73	705JB-4R/4283R	74	705JB-4R31/4868L	44
705JB-4R/2219P	73	705JB-4R/4536J	43	705JB-4R131/2468P	77
705JB-4R/2442D	41	705JB-4R/4536S	74	705JB-4R131/2468R	77
705JB-4R/2442P	73	705JB-4R/4541J	43	705JB-4RV/1F	45
705JB-4R/2442R	73	705JB-4R/4548J	43	705JB-4RV/1G	45
705JB-4R/2468C	41	705JB-4R/4646J	43	705JB-4RV/1H	45
705JB-4R/2468J	41	705JB-4R/4735J	43	705JB-4RV/1J	45

MODEL INDEX SECTION

11

PLANT MODEL	MODEL DATA PAGE	PLANT MODEL	MODEL DATA PAGE	PLANT MODEL	MODEL DATA PAGE
705JB-4RV/1P	78	705JB-4XR131/1S	108	705JB-5DR/1S	82
705JB-4RV/1R	78	705JB-4XR/1983P	80	705JB-5DR/12H	47
705JB-4RV/1S	78	705JB-4XR/1983R	80	705JB-5DR/12J	47
705JB-4RV/12J	45	705JB-4XR/1983S	80	705JB-5DR/12R	82
705JB-4RV/12R	78	705JB-4XR/2468R	80	705JB-5DR/13F	47
705JB-4RV/13G	45	705JB-4XR/2539J	46	705JB-5DR/13G	47
705JB-4RV/13H	45	705JB-4XR/2539P	80	705JB-5DR/13H	47
705JB-4RV/13J	45	705JB-4XR/2539R	80	705JB-5DR/13J	47
705JB-4RV/13P	78	705JB-4XR/2539S	80	705JB-5DR/13P	82
705JB-4RV/13R	78	705JB-4XR/2832E	46	705JB-5DR/13R	82
705JB-4RV/13S	78	705JB-4XR/3139J	46	705JB-5DR/13S	82
705JB-4RV31/1J	45	705JB-4XR/3139P	80	705JB-5DR/55J	47
705JB-4RV31/1P	78	705JB-4XR/3157J	46	705JB-5DR/96J	48
705JB-4RV31/1R	78	705JB-4XR/3550G	46	705JB-5DR/96P	82
705JB-4RV31/1S	78	705JB-4XR/3633J	46	705JB-5DR/96R	82
705JB-4RV/1282R	78	705JB-4XR/3663J	46	705JB-5DR/96S	82
705JB-4RV131/1S	78	705JB-4XR/3807G	46	705JB-5DR/248P	82
705JB-4RV/2198P	78	705JB-4XR/3819R	80	705JB-5DR/248R	82
705JB-4RV/3145F	45	705JB-4XR/5016J	46	705JB-5DR/1027P	82
705JB-4RV/3195J	45	705JB-4XR/5050R	80	705JB-5DR/1041P	82
705JB-4RV/3423S	78	705JB-4XR/6074R	80	705JB-5DR/1041R	82
705JB-4RV/3550P	78	705JB-4XR/6153R	80	705JB-5DR/1092J	48
705JB-4RV/4392J	45	705JB-4XR/6194R	80	705JB-5DR131/1R	82
705JB-4RV/5156J	45	705JB-4XR/6280S	108	705JB-5DR/1873P	82
705JB-4RV/5640R	78	705JB-4XR/6732R	80	705JB-5DR/1873R	82
705JB-4RV/5683P	79	705JB-4XR/6915R	80	705JB-5DR/2442J	48
705JB-4XR/1H	45	705JB-4XR/7074R	81	705JB-5DR/2843D	48
705JB-4XR/1J	45	705JB-4XR/7142R	81	705JB-5DR/2843E	48
705JB-4XR/1P	79	705JB-4XR/7422R	81	705JB-5DR/3518P	82
705JB-4XR/1R	79	705JB-4XR/7518S	81	705JB-5DR/3547P	83
705JB-4XR/1S	79	705JB-4XR/7566S	81	705JB-5DR/3722J	48
705JB-4XR/12E	46	705JB-4XR/7595R	81	705JB-5DR/4237S	109
705JB-4XR/12H	46	705JB-4XR/7755R	81	705JB-5DR/4351J	48
705JB-4XR/12P	79	705JB-4XR31/2468J	47	705JB-5DR/4740J	48
705JB-4XR/13C	46	705JB-4XR31/2468S	108	705JB-5DR/4796J	48
705JB-4XR/13H	46	705JB-4XR31/2888J	47	705JB-5DR/4876J	48
705JB-4XR/13J	46	705JB-4XR31/8601S	108	705JB-5DR/4973J	48
705JB-4XR/13R	79	705JB-4XR131/2468R	81	705JB-5DR/5299P	83
705JB-4XR/13S	79	705JB-4XRV/13H	47	705JB-5DR/5299R	83
705JB-4XR/96G	46	705JB-4XRV/13J	47	705JB-5DR/5541P	83
705JB-4XR/96P	79	705JB-4XRV/13P	81	705JB-5DR/5630P	83
705JB-4XR/248P	79	705JB-4XRV/13R	81	705JB-5DR/5647P	83
705JB-4XR31/1J	46	705JB-4XRV/6011S	108	705JB-5DR/5833P	83
705JB-4XR31/1P	79	705JB-4XRV/6086R	81	705JB-5DR/6878R	83
705JB-4XR31/1R	79	705JB-4XRV/8054R	81	705JB-5DR/6970R	83
705JB-4XR31/1S	79	705JB-4XRV/8412S	109	705JB-5DR/7238R	83
705JB-4XR/316J	46	705JB-4XRV131/6463R	81	705JB-5DR/7726R	83
705JB-4XR/862S	79	705JB-5DR/1A	47	705JB-5DR/8166S	109
705JB-4XR/926R	79	705JB-5DR/1C	47	705JB-5DR/8171S	109
705JB-4XR/1027P	79	705JB-5DR/1E	47	705JB-5DRV/1D	48
705JB-4XR/1027R	79	705JB-5DR/1F	47	705JB-5DRV/1H	48
705JB-4XR/1041J	46	705JB-5DR/1G	47	705JB-5DRV/1J	48
705JB-4XR/1041P	79	705JB-5DR/1H	47	705JB-5DRV/1P	83
705JB-4XR/1041R	80	705JB-5DR/1P	82	705JB-5DRV/1R	83
705JB-4XR/1092S	108	705JB-5DR/1R	82	705JB-5DRV/1S	84

MODEL INDEX SECTION

PLANT MODEL	MODEL DATA PAGE	PLANT MODEL	MODEL DATA PAGE	PLANT MODEL	MODEL DATA PAGE
705JB-5DRV/12P	84	706JB-3R/96P	86	706JB-3RV/211R	89
705JB-5DRV/13R	84	706JB-3R/96R	86	706JB-3RV/316P	89
705JB-5DRV/96H	48	706JB-3R/1018P	86	706JB-3RV/2055P	89
705JB-5DRV/96J	48	706JB-3R/1018R	86	706JB-3RV/2198P	89
705JB-5DRV/96P	84	706JB-3R/1027P	86	706JB-3RV/2489P	89
705JB-5DRV/96R	84	706JB-3R/1075R	86	706JB-3RV/2489R	89
705JB-5DRV/96S	84	706JB-3R/1983P	86	706JB-3RV/2896P	90
705JB-5DRV/2198S	109	706JB-3R/1983R	86	706JB-3RV/3145P	90
705JB-5DRV/3881G	48	706JB-3R/2198P	86	706JB-3RV/3212P	90
705JB-5DRV/4032H	48	706JB-3R/2198R	86	706JB-3RV/3212R	90
705JB-5DRV/4032J	49	706JB-3R/2219R	86	706JB-3RV/5943P	90
705JB-5DRV/4594J	49	706JB-3R/2442P	86	706JB-4R/1P	90
705JB-5DRV/4594R	84	706JB-3R/2442R	86	706JB-4R/1R	90
705JB-5DRV/5474P	84	706JB-3R/2468P	86	706JB-4R/12P	90
705JB-5DRV/5474R	84	706JB-3R/2539P	86	706JB-4R/13P	90
705JB-5XR/96R	84	706JB-3R/2539R	86	706JB-4R/13R	90
705JB-7XR3/5951P	84	706JB-3R/2669R	86	706JB-4R/55P	90
705JB-7XR3/5951S	84	706JB-3R/2701R	86	706JB-4R/55R	90
705JB-9R/1P	84	706JB-3R/2896R	86	706JB-4R/316P	90
705JB-9R/1R	84	706JB-3R/3098P	87	706JB-4R/1041P	90
705JB-9R/1S	84	706JB-3R/3157P	87	706JB-4R/1075P	90
705JB-9R/316F	49	706JB-3R/3157R	87	706JB-4R/1075R	90
705JB-9R/2198P	84	706JB-3R/3231R	87	706JB-4R/1282P	90
705JB-9R/3089P	84	706JB-3R/3631R	87	706JB-4R/1983R	90
705JB-9R/6075R	85	706JB-3R/3663P	87	706JB-4R/2024R	90
705JB-9RV/2896R	85	706JB-3R/3694R	87	706JB-4R/2442R	90
705JB-9XR/1S	109	706JB-3R/3742P	87	706JB-4R/2539P	90
705JB-9XR/5317R	85	706JB-3R/4081P	87	706JB-4R/2539R	90
705JB-24R/5461P	85	706JB-3R/4283P	87	706JB-4R/2669P	90
705JB-99E/5139J	49	706JB-3R/4397P	87	706JB-4R/2669R	90
705JB-99R/3973H	49	706JB-3R/4655R	87	706JB-4R/2888P	90
705JB-99R/4516J	49	706JB-3R/4719P	87	706JB-4R/3139P	91
705JB-99RV/5072J	49	706JB-3R/5322P	87	706JB-4R/3231R	91
705JB-99RV/5072P	85	706JB-3R/5521P	88	706JB-4R/3518P	91
705JB-99RV/7186S	85	706JB-3R/5811R	88	706JB-4R/3742R	91
706JB-1R/1P	85	706JB-3R/5850P	88	706JB-4R/5623P	91
706JB-1R/1R	85	706JB-3R/5991P	88	706JB-4R/5779P	91
706JB-1R/12P	85	706JB-3R/5991R	88	706JB-4R/5841P	91
706JB-1R/13P	85	706JB-3R/6014P	88	706JB-4R/6074R	91
706JB-1R/13R	85	706JB-3R/6074R	88	706JB-4R/6075P	91
706JB-1R/1041R	85	706JB-3R/6153R	88	706JB-4R/6075R	91
706JB-1R/1234P	85	706JB-3R/6180R	88	706JB-4R/6286R	91
706JB-1R/2897R	85	706JB-3R/6333R	88	706JB-4R/6551R	91
706JB-1R/5606P	85	706JB-3R/6494P	88	706JB-4RV/13P	92
706JB-1RV/1P	85	706JB-3R/6507R	89	706JB-4RV/13R	92
706JB-1RV/1681R	85	706JB-3R/6834R	89	706JB-4RV/1983P	92
706JB-2R/1P	85	706JB-3R/6858R	89	706JB-4RV/2896P	92
706JB-2R/1R	85	706JB-3R/6956R	89	706JB-5R/1R	92
706JB-3R/1P	85	706JB-3RV/1P	89	706JB-5R/13P	92
706JB-3R/1R	86	706JB-3RV/1R	89	706JB-5R/96P	92
706JB-3R/12P	86	706JB-3RV/12P	89	706JB-5RV/96R	92
706JB-3R/12R	86	706JB-3RV/13P	89	706JB-99RV/5072P	92
706JB-3R/13P	86	706JB-3RV/13R	89	706JB-99RV/5072R	92
706JB-3R/13R	86	706JB-3RV/23P	89		
706JB-3R/55R	86	706JB-3RV/96P	89		

MODEL DATA SECTION

CONTAINS THE FOLLOWING-

DATA FOR JB SERIES GENERATOR UNITS.


PARTS LISTED UNDER EACH MODEL IN THIS SECTION, HEADED GENERATOR, CONTROL, ENGINE, ETC., ARE SPECIAL PARTS FOR THIS MODEL ONLY AND SHOULD BE USED IN LIEU OF STANDARD PARTS. OTHER PARTS ARE STANDARD AND SHOULD BE SELECTED FROM THE APPROPRIATE ENGINE, CONTROL OR GENERATOR SECTIONS.

NOTE: When a unit is Vacu-flo cooled this specialty is called out under the heading of Engine in this section.

Pressure cooling is standard on JB Series and as such is not mentioned in the Model Data Section.

MODELS ARE NOT NECESSARILY LISTED IN ANY SPECIFIC ORDER ON MODEL DATA PAGES.





MODEL DATA SECTION

1

4JB-52R/1E

Generator - 4JB52C1A
Control - Code 10 (W.D.611C377)
Engine - Spec. E—R

4JB-52R/1F

Generator - 4JB52C1A
Control - Code 10 (W.D.611C377)
Engine - Spec. E—R

4JB-57RV/1G

Generator - 4JB57C1A
Control - Code 50 (W.D.611C616)
Engine - Spec. G—R
Vacu-Flo Cooled

5JB-1M/1D

Generator - 5JB1N1A
Control - Code 2 (W.D.602B195)
Engine - Spec. D—M

5JB-1M/1E

Generator - 5JB1N1A
Control - Code 2 (W.D.602B195)
Engine - Spec. E—M

5JB-1R/1A

Generator - 5JB1C1A
Control - Code 10 (W.D.611C377)
Engine - Spec. A—R

5JB-1R/1B

Generator - 5JB1C1A
Control - Code 10 (W.D.611C377)
Engine - Spec. B—R

5JB-1R/1E

Generator - 5JB1C1A
Control - Code 10 (W.D.611C377)
Engine - Spec. E—R

5JB-1R/1F

Generator - 5JB1C1A
Control - Code 10 (W.D.611C377)
Engine - Spec. F—R

5JB-1R/1G

Generator - 5JB1C1A
Control - Code 10 (W.D.611C377)
Engine - Spec. G—R

5JB-1R/12F

Generator - 5JB1C1A
Control - Code 10 (W.D.611C377)
Engine - Spec. F—R
*143B228 Carb. (Gas-Gasoline)

5JB-1R/12G

Generator - 5JB1C1A
Control - Code 10 (W.D.611C377)
Engine - Spec. G—R
*143B279 Carb. (Gas-Gaso.)

5JB-1R/13D

Generator - 5JB1C1A
Control - Code 10 (W.D.611C377)
Engine - Spec. D—R
*143B242 Carb. (Gas)

5JB-1R/13F

Generator - 5JB1C1A
Control - Code 10 (W.D.611C377)
Engine - Spec. F—R
*143B242 Carburetor (Gas)

5JB-1R/13G

Generator - 5JB1C1A
Control - Code 10 (W.D.611C377)
Engine - Spec. G—R
*143B280 Carburetor (Gas)

5JB-1R/31D

Generator - 5JB1C1A
Control - Code 10 (W.D.611C377)
Engine - Spec. D—R
307P312 Supply Line Fuel
Solenoid Valve -
Electric
149P558 Supply Line Fuel
Strainer
*143B242 Carburetor (Gas)

5JB-1R/31G

Generator - 5JB1C1A
Control - Code 10 (W.D.611C377)
Engine - Spec. G—R
307P312 Supply Line Fuel
Solenoid Valve -
Electric
149P558 Supply Line Fuel
Strainer
*143B280 Carburetor (Gas)

5JB-1R/248D

Generator - 5JB1C1A
Control - Code 10 (W.D.611C377)
Code 139 (W.D.625A23)
Engine - Spec. D—R
102B502 Oil Base
333B67 Oil Base Heater
333B88 Heater Box
333A87 Heater
508A100 Heater Box Rubber
Grommet
309A168 Heater Thermostat

5JB-1R/1239G

Generator - 5JB1C1A
Control - Code 10 (W.D.611C377)
Code 130 (W.D.612B1543)
Engine - Spec. G—R
*405A1387 Housing Assembly
*159A820 Fuel Tank Assembly
*143B279 Carb. (Gas-Gasoline)

5JB-1R131/1J

Generator - 5JB1C1A
Control - Code 10 (W.D.611C377)
Engine - Spec. J—R
307P312 Supply Line Fuel
Solenoid Valve - Elec.
149P558 Supply Line Fuel
Strainer
*143B280 Carburetor (LPG)

5JB-1R/2292B

Generator - 5JB/4
Control - Code 10 (W.D.611C377)
Engine - Spec. B—R
134D1250 Air Outlet Duct

5JB-1R/2468F

Generator - 5JB1C1A
Control - Code 10 (W.D.611C377)
Engine - Spec. F—R
134D1250 Air Exhaust Outlet

5JB-1R/2539D

Generator - 5JB1C1A
Control - Code 10 (W.D.611C377)
Engine - Spec. D—R
134D1250 Air Outlet Duct
*143B242 Carburetor (Gas)

5JB-1R/2832E

Generator - 5JB1C1A
Control - Code 10 (W.D.611C377)
Engine - Spec. E—R
*143B242 Carburetor (Gas)

5JB-1R/2977E

Generator - 5JB1C1A
Control - Code 10 (W.D.611C377)
Code 139 (W.D.625A23)
Engine - Spec. E—R
102B502 Oil Base
333B67 Oil Base Heater
333B88 Heater Box
333A87 Heater Box Cover
508A100 Heater Box Rubber
Grommet
309A168 Heater Thermostat
123A741 Oil Fill Tube
134D1250 Air Outlet Duct
309P162 Hi-Temp. Cut-off
Switch

* - Refer to Accessory Section for component parts.

MODEL DATA SECTION

5JB-1R/2977E (Cont.)

- 508-2 Air Duct Rubber Grommet
- 336A1372 Hi-Temp. Switch to Control Lead
- 336A1373 Hi-Temp. Switch to Coil Lead
- 123K748 Oil Level Maintainer Kit
- *143B242 Carburetor (Gas)

5JB-1R/2978E

- Generator - 5JB1C1A
- Control - Code 12 (W.D.611C383)
Code 139 (W.D.625A23)
- Engine - Spec. E—R
- 102B502 Oil Base
- 333B67 Oil Base Heater
- 333B88 Heater Box
- 333A87 Heater Box Cover
- 508A100 Heater Box Rubber Grommet
- 309A168 Heater Thermostat
- 123A741 Oil Fill Tube
- 134D1250 Air Outlet Duct
- 309P162 Hi-Temp. Cut-off Switch
- 508-2 Air Duct Rubber Grommet
- 336A1372 Hi-Temp. Switch to Control Lead
- 336A1373 Hi-Temp. Switch to Coil Lead
- 123K748 Oil Level Maintainer Kit
- *143B228 Carb. (Gas-Gasoline)

5JB-1R/3046F

- Generator - 5JB1C1A
- Control - Code 36 (W.D.611C549)
- Engine - Spec. F—R
- *143B228 Carb. (Gas-Gasoline)

5JB-1R31/2833D

- Generator - 5JB1C1A
- Control - Code 10 (W.D.611C377)
- Engine - Spec. D—R
- 307P312 Supply Line Fuel Solenoid Valve - Elec.
- 149P558 Supply Line Fuel Strainer
- *143B242 Carburetor (Gas)

5JB-1RV/1F

- Generator - 5JB1C1A
- Control - Code 10 (W.D.611C377)
- Engine - Spec. F—R
- Vacu-Flo Cooled

5JB-1RV/1G

- Generator - 5JB1C1A
- Control - Code 10 (W.D.611C377)
- Engine - Spec. G—R
- Vacu-Flo Cooled

5JB-3CR/1B

- Generator - 5JB3CC1A
- Control - Code 24 (W.E.611C443)
- Engine - Spec. B—R

5JB-3CR/1F

- Generator - 5JB3CC1A
- Control - Code 24 (W.D.611C443)
- Engine - Spec. F—R

5JB-3CR/1G

- Generator - 5JB3CC1A
- Control - Code 24 (W.D.611C443)
- Engine - Spec. G—R

5JB-3E/2506B

- Generator - 5JB3C1A
- Control - Code 8 (W.D.606B133)
- Engine - Spec. B—R
- 153B328 Manual Choke
- 153A326 Manual Choke Arm
- 153A327 Manual Choke Bracket
- *143C192 Carburetor
- 150A813 Governor Bracket Assy.

5JB-3E/2581D

- Generator - 5JB/14
- Control - Code 26 (W.D.611C453)
- Engine - Spec. D—E
- 104B472 Flywheel and Ring Gear
- *143C192 Carburetor
- 149C805 Fuel Pump
- 153B328 Manual Choke
- 153A326 Manual Choke Arm
- 153A327 Manual Choke Bracket
- 150A813 Governor Bracket Assy.
- *191C427 Starting Motor Assy.
- 191A320 Starting Motor Support Bracket
- 336A1364 Starter to Control Lead
- 336A1368 Centrifugal Switch to Control Lead
- 336A1367 Centrifugal Switch to Oil Pressure Switch Lead

5JB-3E/2581F

- Generator - 5JB/14
- Control - Code 26 (W.D.611C453)
- Engine - Spec. D—R
- 104B472 Flywheel & Ring Gear
- *143C192 Carburetor
- 149C805 Fuel Pump
- 153B328 Manual Choke
- 153A326 Manual Choke Arm
- 153A327 Manual Choke Bracket
- 150A813 Governor Bracket Assy.
- *191C427 Starting Motor Assy.
- 191A320 Starting Motor Support Bracket
- 336A1364 Starter to Control Lead
- 336A1368 Centrifugal Switch to Control Lead
- 336A1367 Centrifugal Switch to Oil Pressure Switch Lead

5JB-3R/1B

- Generator - 5JB3C1A
- Control - Code 12 (W.D.611C383)
- Engine - Spec. B—R

5JB-3R/1D

- Generator - 5JB3C1A
- Control - Code 12 (W.D.611C383)
- Engine - Spec. D—R

5JB-3R/1E

- Generator - 5JB3C1A
- Control - Code 12 (W.D.611C383)
- Engine - Spec. E—R

5JB-3R/1F

- Generator - 5JB3C1A
- Control - Code 12 (W.D.611C383)
- Engine - Spec. F—R

5JB-3R/1G

- Generator - 5JB3C1A
- Control - Code 12 (W.D.611C383)
- Engine - Spec. G—R

5JB-3R/12D

- Generator - 5JB3C1A
- Control - Code 12 (W.D.611C383)
- Engine - Spec. D—R
- *143B228 Carb. (Gas-Gasoline)

* - Refer to Accessory Section for component parts.

MODEL DATA SECTION

3

5JB-3R/12F

Generator - 5JB3C1A
Control - Code 12 (W.D.611C383)
Engine - Spec. F—R
*143B228 Carburetor (Gas-Gaso.)

5JB-3R/12G

Generator - 5JB3C1A
Control - Code 12 (W.D.611C383)
Engine - Spec. G—R
*143B279 Carb. (Gas-Gasoline)

5JB-3R/13D

Generator - 5JB3C1A
Control - Code 12 (W.D.611C383)
Engine - Spec. D—R
*143B242 Carburetor (Gas)

5JB-3R/13F

Generator - 5JB3C1A
Control - Code 12 (W.D.611C383)
Engine - Spec. F—R
*143B242 Carburetor (Gas)

5JB-3R/13G

Generator - 5JB3C1A
Control - Code 12 (W.D.611C383)
Engine - Spec. G—R
*143B280 Carburetor (Gas)

5JB-3R/96B

Generator - 5JB3C1A
Control - Code 13 (W.D.611C397)
Engine - Spec. B—R

5JB-3R/96F

Generator - 5JB3C1A
Control - Code 33 (W.D.611C535)
Engine - Spec. F—R

5JB-3R/96G

Generator - 5JB3C1A
Control - Code 33 (W.D.611C535)
Engine - Spec. G—R

5JB-3R31/1K

Generator - 5JB1C1B
Control - Code 66 (W.D.611C656)
Engine - Spec. K—R
112A106 Piston & Pin (2)
113-107 Ring Set (2)
307P312 Supply Line Fuel Solenoid Valve - Elec.
149P558 Supply Line Fuel Strainer
*143B321 Carburetor (Gas)

5JB-3R/316F

Generator - 5JB3C1A
Control - Code 12 (W.D.611C383)
Engine - Spec. F—R
502A53 Carb. Inlet Elbow
134B1292 Housing Cover (Top)
508-21 Top Housing Cover Grommet (2)
*159B775 Reservoir Tank Assy.

5JB-3R/316G

Generator - 5JB3C1A
Control - Code 12 (W.D.611C383)
Engine - Spec. G—R
502A53 Carb. Air Inlet
134B1292 Cylinder Air Hsg. Cover (Top)
508-21 Top Housing Cover Grommet (2)
*159B775 Reservoir Tank Assy.

5JB-3R/1872F

Generator - 5JB3C1A
Control - Code 42 (W.D.611C573)
Engine - Spec. F—R
134C1278 Cylinder Air Hsg. Cover (Top)
167A1411 Spark Plug Cable - 23-1/4"
167A1412 Spark Plug Cable - 29-1/4"
167A81 Spark Plug (2)
312P83 Ignition Coil Condenser
336A1360 Coil to Breaker Box Lead
301C1975 Ignition Coil Box
301B1994 Ignition Coil Box Cover
301A1873 Ignition Coil Clamp
160B824 Coil Box Mtg. Brkt.
508-4 Blower Housing Rubber Grommet

5JB-3R/1983F

Generator - 5JB3C1A
Control - Code 33 (W.D.611C535)
Engine - Spec. F—R
*143B242 Carburetor (Gas)

5JB-3R/2442G

Generator - 5JB3C1A
Control - Code 12 (W.D.611C383)
Engine - Spec. G—R
134D1250 Air Outlet Duct
*143B279 Carb. (Gas-Gaso.)

5JB-3R/2447B

Generator - 5JB/8
Control - Code 24 (W.D.611C443)
Engine - Spec. B—R

5JB-3R/2468B

Generator - 5JB3C1A
Control - Code 12 (W.D.611C383)
Engine - Spec. B—R
134D1250 Air Outlet Duct

5JB-3R/2468D

Generator - 5JB3C1A
Control - Code 12 (W.D.611C383)
Engine - Spec. D—R
134D1250 Air Outlet Duct

5JB-3R/2468E

Generator - 5JB3C1A
Control - Code 12 (W.D.611C383)
Engine - Spec. E—R
134D1250 Air Outlet Duct

5JB-3R/2468F

Generator - 5JB3C1A
Control - Code 12 (W.D.611C383)
Engine - Spec. F—R
134D1250 Air Outlet Duct

5JB-3R/2468G

Generator - 5JB3C1A
Control - Code 12 (W.D.611C383)
Engine - Spec. G—R
134D1250 Air Outlet Duct

5JB-3R/2832E

Generator - 5JB3C1A
Control - Code 12 (W.D.611C383)
Engine - Spec. E—R
*143B242 Carburetor (Gas)

5JB-3R/2880E

Generator - 5JB3C1A
Control - Code 12 (W.D.611C383)
Engine - Spec. E—R
*143B228 Carb. (Gas-Gasoline)

5JB-3R/3019E

Generator - 5JB3C1A
Control - Code 12 (W.D.611C383)
Code 139 (W.D.625A23)
Engine - Spec. E—R
102B502 Oil Base
333B67 Oil Base Heater
333B88 Heater Box
333A87 Heater Box Cover
508A100 Heater Box Rubber Grommet
309A168 Heater Thermostat
134D1250 Air Outlet Duct

* - Refer to Accessory Section for component parts.

MODEL DATA SECTION

5JB-3R/3019E (Cont.)

309P162 Hi-Temp. Cut-off Switch
508-2 Air Duct Rubber Grommet
336A1372 Hi-Temp. Switch to Control Lead
336A1373 Hi-Temp. Switch to Coil Lead
143B242 Carburetor (Gas)

5JB-3R/3309F

Generator - 5JB3C1A
Control - Code 33 (W.D. 611C535)
Code 130 (W.D. 612B1543)
Engine - Spec. F—R
*405A1387 Housing Assembly
*159A820 Fuel Tank Assy.

5JB-3R/3507G

Generator - 5JB3C1A
Control - Code 33 (W.D. 611C535)
Code 130 (W.D. 612B1543)
Code 139 (W.D. 625A23)
Engine - Spec. G—R
102B502 Oil Base
333B67 Oil Base Heater
333B88 Heater Box
333A87 Heater Box Cover
508A100 Heater Box Rubber Grommet
309A168 Heater Thermostat
*405A1387 Housing Assembly
140B500 Oil Bath Air Cleaner
140B648 Air Cleaner Bracket
140A701 Air Cleaner Hose Adapter
140B519 Air Cleaner Band
503A444 Air Cleaner Hose
503P365 Air Cleaner Hose Clamp (2)
*143B279 Carb. (Gas-Gasoline)

5JB-3R/3547G

Generator - 5JB3C1A
Control - Code 33 (W.D. 611C535)
Engine - Spec. G—R
*134D1249 Air Shutter Assy.
*140K661 Carb. Air Pre-Heater Kit

5JB-3R/3589G

Generator - 5JB3C1A
Control - Code 12 (W.D. 611C383)
Code 130 (W.D. 612B1543)
Code 139 (W.D. 625A23)
Engine - Spec. G—R
102B502 Oil Base
333B67 Oil Base Heater
333B88 Heater Box

5JB-3R/3589G (Cont.)

333A87 Heater Box Cover
508A100 Heater Box Rubber Grommet
309A168 Heater Thermostat
*405A1387 Housing Assembly
123A741 Oil Fill Tube
123K748 Oil Level Maintainer Kit
*143B280 Carburetor (Gas)

5JB-3RV/12G

Generator - 5JB3C1A
Control - Code 12 (W.D. 611C383)
Engine - Spec. G—R
Vacu-Flo Cooled
*143B279 Carb. (Gas-Gasoline)

5JB-3RV/13F

Generator - 5JB3C1A
Control - Code 12 (W.D. 611C383)
Engine - Spec. F—R
Vacu-Flo Cooled
*143B242 Carburetor (Gas)

5JB-3RV/31G

Generator - 5JB3C1A
Control - Code 12 (W.D. 611C383)
Engine - Spec. G—R
Vacu-Flo Cooled
307P312 Supply Line Fuel Solenoid Valve - Electric
149P558 Supply Line Fuel Strainer
*143B280 Carburetor (Gas)

5JB-3RV/1983F

Generator - 5JB3C1A
Control - Code 39 (W.D. 611C565)
Engine - Spec. F—R
Vacu-Flo Cooled
*143B242 Carburetor (Gas)

5JB-3RV/3212F

Generator - 5JB3C1A
Control - Code 33 (W.D. 611C535)
Engine - Spec. F—R
Vacu-Flo Cooled
*140K677 Oil Bath Air Clnr. Kit
140B648 Oil Bath Bracket

5JB-3RV/3248F

Generator - 5JB3C1A
Control - Code 39 (W.D. 611C565)
Engine - Spec. F—R
Vacu-Flo Cooled
134D1250 Air Outlet Duct
508-2 Air Duct Rubber Grommet

5JB-3RV/3248F (Cont.)

309P162 Hi-Temp. Cut-off Switch
336A1372 Hi-Temp. Switch to Control Lead
336A1373 Hi-Temp. Switch to Coil Lead
*143B242 Carburetor (Gas)
307P312 Supply Line Fuel Solenoid Valve - Electric

5JB-4M/1F

Generator - 5JB/48
Control - Code 5 (W.D. 602B209)
Engine - Spec. F—M

5JB-4M/2669G

Generator - 5JB/48
Control - Code 5 (W.D. 602B209)
Engine - Spec. G—M
134D1250 Air Outlet Duct
134B1292 Cylinder Air Hsg. Cover (Top)
*159B775 Reservoir Tank Assy.
508-21 Top Housing Cover Grommet (2)

5JB-4R/1E

Generator - 5JB4C1A
Control - Code 18 (W.D. 611C425)
Engine - Spec. E—R

5JB-4R/1F

Generator - 5JB4C1A
Control - Code 18 (W.D. 611C425)
Engine - Spec. F—R

5JB-4R/1G

Generator - 5JB4C1A
Control - Code 18 (W.D. 611C425)
Engine - Spec. G—R

5JB-4R/12G

Generator - 5JB4C1A
Control - Code 18 (W.D. 611C425)
Engine - Spec. G—R
*143B279 Carb. (Gas-Gasoline)

5JB-4R/13F

Generator - 5JB4C1A
Control - Code 18 (W.D. 611C425)
Engine - Spec. F—R
*143B242 Carburetor (Gas)

MODEL DATA SECTION

5

5JB-4R/13G

Generator - 5JB4C1A
Control - Code 18 (W.D. 611C425)
Engine - Spec. G—R
*143B280 Carburetor (Gas)

5JB-4R/2468F

Generator - 5JB4C1A
Control - Code 18 (W.D. 611C425)
Engine - Spec. F—R
134D1250 Air Outlet Duct

5JB-4R/2701F

Generator - 5JB4C1A
Control - Code 34 (W.D. 611C536)
Engine - Spec. F—R
134D1250 Air Outlet Duct
508-2 Air Duct Rubber Grommet
309P162 Hi-Temp. Cut-off Switch
336A1372 Hi-Temp. Switch to Control Lead
336A1373 Hi-Temp. Switch to Coil Lead

5JB-4R/2832E

Generator - 5JB4C1A
Control - Code 18 (W.D. 611C425)
Engine - Spec. E—R
*143B242 Carburetor (Gas)

5JB-4R/2880F

Generator - 5JB4C1A
Control - Code 18 (W.D. 611C425)
Engine - Spec. F—R
*143B228 Carb. (Gas-Gasoline)

5JB-4R/3014F

Generator - 5JB4C1A
Control - Code 34 (W.D. 611C536)
Engine - Spec. F—R
134D1250 Air Outlet Duct
*143B242 Carburetor (Gas)

5JB-4R/3248F

Generator - 5JB4C1A
Control - Code 34 (W.D. 611C536)
Engine - Spec. F—R
134D1250 Air Outlet Duct
309P162 Hi-Temp. Cut-off Switch
508-2 Air Duct Rubber Grommet
336A1372 Hi-Temp. Switch to Control Lead
336A1373 Hi-Temp. Switch to Coil Lead
*143B242 Carburetor (Gas)

5JB-4R/3248G

Generator - 5JB4C1A
Control - Code 34 (W.D. 611C536)
Engine - Spec. G—R
134D1250 Air Outlet Duct
508-2 Air Duct Rubber Grommet
309P162 Hi-Temp. Cut-off Switch
336A1372 Hi-Temp. Switch to Control Lead
336A1373 Hi-Temp. Switch to Coil Lead
*143B280 Carburetor (Gas)

5JB-4R/3399G

Generator - 5JB4C1A
Control - Code 18 (W.D. 611C425)
Engine - Spec. G—R
*134D1249 Air Shutter Assy.

5JB-4R/3686G

Generator - 5JB4C1A
Control - Code 18 (W.D. 611C425)
Engine - Spec. G—R
134D1250 Air Outlet Duct
149P554 Fuel Pump - Elec.
149A982 Fuel Pump Mtg. Bracket
502-65 Fuel Pump Inlet Elbow
502-2 Fuel Pump Outlet Elbow
*159B775 Reservoir Tank Assy.
134B1292 Cylinder Air Hsg. Cover (Top)
508-21 Top Housing Cover Rubber Grommet (2)

5JB-4RV/1F

Generator - 5JB4C1A
Control - Code 18 (W.D. 611C425)
Engine - Spec. F—R
Vacu-Flo Cooled

5JB-4RV/3071F

Generator - 5JB4C1A
Control - Code 34 (W.D. 611C536)
Engine - Spec. F—R
Vacu-Flo Cooled
*143B242 Carburetor (Gas)

5JB-4XR/13G

Generator - 5JB/63
Control - Code 46 (W.D. 611C589)
Engine - Spec. G—R
*143B280 Carburetor (Gas)

5JB-5R/2405B

Generator - 5JB/6
Control - Code 16 (W.D. 611C423)
Engine - Spec. B—R
154C695 Exhaust Manifold
154A133 Exhaust Outlet Flange Gasket
155A170 Exhaust Outlet Flange

5JB-8XM/2670F

Generator - 5JB/26
Control - Code 159 (W.D. 602E199)
Code 160 (W.D. 625C467)
Engine - Spec. F—M
102D512 Oil Base
102A514 Oil Drain Plug
103C251 Gear Cover Gasket
103C262 Gear Cover Assy.
104A551 Governor Adjusting Stud Nut
120A533 Crankcase Oil Tube
123A783 Oil Fill Tube
123A784 Oil Fill Indicator & Cap (W/Gasket)
115A174 Push Rod Shield
115A175 Push Rod Shield Spring Retainer Washer
115A176 Push Rod Shield Retainer Spring
115B178 Rocker Cover, Incl. Oil Line & Stud
120A610 Filter Adapter to Head Oil Line
134D1390 Blower Housing
134C1389 Cylinder Air Hsg. - Rear
134D1391 Cylinder Air Hsg. Bottom Panel
134C1278 Cylinder Air Hsg. Cover
134A1412 Air Hsg. Door Panel Bracket
134A1425 Door Panel & Top Panel Fastener Screw
134A1413 Grille Retainer
134D1388 Air Discharge Shutter Assy.
134D1387 Air Outlet Duct Assy.
134A1422 Shutter Bracket & Pivot Assembly
134B1423 Shutter Bracket Shaft & Pin Assy.
140A699 Air Cleaner Pan
140C726 Air Cleaner Cover
140B696 Air Pre-Heater Outlet Box

* - Refer to Accessory Section for component parts.

MODEL DATA SECTION

5JB-8XM/2670F (Cont.)

140B658	Air Cleaner Pan Cover
140A725	Air Cleaner Cover
	Door Gasket
149A969	Fuel Pump
149-662	Fuel Pump Metal Bowl
149A95	Fuel Tank Vent Valve Gasket
149A796	Fuel Tank Vent Valve Cover
149P928	Fuel Tank Vent Valve
150A929	Governor Spring
150A928	Governor Adjusting Stud
150A813	Governor Bracket Assy.
150A931	Governor to Carb. Link
150A932	Governor Arm Ball Joint
150B930	Governor Arm
152B132	Manual Throttle
152A135	Throttle Stop Screw Spacer
153A14	Throttle Stop Nut
153A69	Manual Throttle Clip
154A133	Exhaust Flange Gasket
155A833	Exhaust Outlet Elbow
155A170	Exhaust Outlet Flange
155A838	Exhaust Muffler
155A246	Exhaust Coupling & Chain
155A230	Exhaust Nipple (With Pin Hole)
155B839	Exhaust Tube, Flexible (10-ft.)
155B831	Muffler Mounting Brkt.
155A827	Muffler Mtg. Band
155B828	Muffler Shield
159A792	Fuel Pump to Carb. Line
159D782	Fuel Tank
159-732	Fuel Tank Cap
159A790	Fuel Tank Mtg. Stud "U" Type
159A795	Fuel Valve & Cap Assy. (3-Way)
159A796	Fuel Drain Valve & Cap Assy.
159A783	Fuel Strainer
160B674	Magneto Gear
160A721	Magneto Mounting Gasket
*162A257	Magneto Assembly W/Gear
167A81	Spark Plug
167A1423	Spark Plug Cable - Long - No. 1 Cylinder (Nearest Timing Gears)
167A1424	Spark Plug Cable - Short - No. 2 Cylinder

5JB-8XM/2670F (Cont.)

192A352	Crankdog Spacer
192B353	Hand Crank
192A358	Crank Holder Spring
193-136	Fuel Gage
193A137	Oil Pressure Gage
332-355	Grounding Connector
	Skid Base
336A1395	Stop Lead Assy.
337-52	Skid Base to Gen. Adapter Ground Strap
337A30	Fuel Tank to Gen. Ground Strap
402P242	Vibration Mount, Engine End
402P245	Vibration Mount, Generator End
402A263	Vibration Mount Washer, Lower
403E653	Carrying Frame
403D652	Skid Base
501A106	Auxiliary Fuel Line (10-ft.)
501A107	Tank to Fuel Pump Fuel Line
501A105	Flexible Oil Gage Line
502-20	Street Elbow - 90° Oil Gage Line to Adapter
502-17	Female Connector, Oil Gage
502-65	Inverted Elbow - 45° - Fuel Pump Inlet & Outlet
502-193	Male Connector - Fuel
503A412	Air Cleaner Pre-Heater Hose
503-413	Oil Drain Connection Hose
503A414	Pre-Heater Hose Clamp
504-11	Oil Drain Valve
505-185	Pipe Nipple, Half - Oil Drain
505-100	Pipe Nipple, Close, Oil Drain
505-263	Pipe Nipple, Exhaust (1-1/4" x 6")
505-183	Pipe Reducer Elbow Exhaust - Upper - (1-1/2 to 1-1/4" x 90°)
505-42	Pipe Elbow, Exh., Lower (1-1/4" x 90°)

5JB-8XM/2670F (Cont.)

505-177	Pipe Nipple, Close, Exhaust
508-1	Rubber Grommet, Bottom Hsg. Panel
516A141	Dowel Pin, Gear Cover Locating
516-36	Cotter Pin, Link to Carburetor
520A647	Oil Line Mtg. Stud, Rocker Cover
520A526	Gear Cover Stud, Top Hole Only
520A422	Magneto Mtg. Stud
526-116	Flat Washer - Link to Carburetor
526A182	Vibration Mount Washer, Upper
812-82	Throttle Stop Nut Screw (#8-32 x 3/4")
800-102	Hex Cap Screw (1/2-13 x 4") Vibration Mount (Engine End)
800-104	Hex Cap Screw (1/2-13 x 4-1/2") Vibration Mount (Generator End)
815-18	"U" Drive Screw - Oil Plug
870-179	"J" Clip - Duct to Engine
412-33	Canvas Cover

5JB-52R/1H

Generator - 4JB52C1A
Control - Code 10 (W.D. 611C377)
Engine - Spec. H—R

5JB-52R/3506J

Generator - 4JB52C1A
Control - Code 82 (W.D. 611C680)
Engine - Spec. J—R
134D1250 Air Outlet Duct
*405A1419 Housing Assy.

5JB-52RV/1K

Generator - 4JB52C1B
Control - Code 65 (W.D. 611C655)
Engine - Spec. K—R
Vacu-Flo Cooled

5JB-53CR/1M

Generator - 4JB53CC1B
Control - Code 95 (W.D. 611C715)
Engine - Spec. M—R

* - Refer to Accessory Section for component parts.

MODEL DATA SECTION

7

5JB-53M/1H

Generator - 4JB53N4A
Control - Code 7 (W.D.602A216)
Engine - Spec. H—M

5JB-53R/1L

Generator - 4JB53C1B
Control - Code 94 (W.D.611C714)
Engine - Spec. L—R

5JB-53R/4288J

Generator - 4JB53C1A
Control - Code 161 (W.D.611C681)
Code 130 (W.D.612B1543)
Engine - Spec. J—R
*134D1249 Air Shutter Assy.
*405A1420 Housing Assy.
*159A820 Fuel Tank Assy.

5JB-57R/1K

Generator - 4JB57C1B
Control - Code 67 (W.D.611C657)
Engine - Spec. K—R

5JB-57RV/1H

Generator - 4JB57C1A
Control - Code 50 (W.D.611C616)
Engine - Spec. H—R
Vacu-Flo Cooled

5JB-599RV/5064M

Generator - 4JB/188
Control - Code 124 (W.D.611C784)
Engine - Spec. M—R

6JB-1R/1G

Generator - 5JB1C1A
Control - Code 10 (W.D.611C377)
Engine - Spec. G—R

6JB-1R/1H

Generator - 5JB1C1A
Control - Code 10 (W.D.611C377)
Engine - Spec. H—R

6JB-1R/1J

Generator - 5JB1C1A
Control - Code 65 (W.D.611C655)
Engine - Spec. J—R

6JB-1R/1K

Generator - 5JB1C1B
Control - Code 65 (W.D.611C655)
Engine - Spec. K—R

6JB-1R/12K

Generator - 5JB1C1B
Control - Code 65 (W.D.611C655)
Engine - Spec. K—R
*143B305 Carb. (Gas-Gasoline)

6JB-1R/13K

Generator - 5JB1C1B
Control - Code 65 (W.D.611C655)
Engine - Spec. K—R
*143B321 Carburetor (Gas)

6JB-1R/13M

Generator - 5JB1C1B
Control - Code 94 (W.D.611C714)
Engine - Spec. K—R
*143B321 Carburetor (Gas)

6JB-1R/55H

Generator - 5JB1C1A
Control - Code 32 (W.D.611C534)
Engine - Spec. H—R
*143B279 Carb. (Gas-Gasoline)

6JB-1R31/1K

Generator - 5JB1C1B
Control - Code 66 (W.D.611C656)
Engine - Spec. K—R
112A106 Piston & Pin (2)
113-107 Ring Set (2)
307P312 Supply Line Fuel
Solenoid Valve -
Electric
149P558 Supply Line Fuel
Strainer
*143B321 Carburetor (Gas)

6JB-1R31/1M

Generator - 5JB1C1B
Control - Code 93 (W.D.611C713)
Engine - Spec. M—R
307P312 Supply Line Fuel
Solenoid Valve -
Electric
149P558 Supply Line Fuel
Strainer
*143B321 Carburetor (Gas)

6JB-1R/382K

Generator - 5JB1C1B
Control - Code 65 (W.D.611C655)
Engine - Spec. K—R

6JB-1R/1075K

Generator - 5JB1C1B
Control - Code 65 (W.D.611C655)
Code 130 (W.D.612B1543)
Engine - Spec. K—R
*405A1417 Housing Assy.
*143B321 Carburetor (Gas)

6JB-1R131/1H

Generator - 5JB1C1A
Control - Code 10 (W.D.611C377)
Engine - Spec. H—R
307P312 Supply Line Fuel
solenoid Valve - Elec.

6JB-1R131/1H (Cont.)

149P558 Supply Line Fuel
Strainer
*143B280 Carburetor (LPG)

6JB-1R131/1J

Generator - 5JB1C1A
Control - Code 10 (W.D.611C377)
Engine - Spec. J—R
307P312 Supply Line Fuel
Solenoid Valve -
Electric
149P558 Supply Line Fuel
Strainer
*143B280 Carburetor (LPG)

6JB-1R/2442G

Generator - 5JB1C1A
Control - Code 10 (W.D.611C377)
Engine - Spec. G—R
134D1250 Air Outlet Duct
*143B279 Carb. (Gas-Gasoline)

6JB-1R/2539H

Generator - 5JB1C1A
Control - Code 10 (W.D.611C377)
Engine - Spec. H—R
134D1250 Air Outlet Duct
*143B280 Carburetor (Gas)

6JB-1R/2539K

Generator - 5JB1C1B
Control - Code 65 (W.D.611C655)
Engine - Spec. K—R
134D1250 Air Outlet Duct
*143B321 Carburetor (Gas)

6JB-1R/2773E

Generator - 6JB/20
231E96 Generator to Engine
Adapter
Control - Code 28 (W.D.611C492)
Code 148 (W.D.625C445)
Engine - Spec. E—R
103D259 Gear Cover Back-
plate
154C695 Exhaust Manifold
154A133 Exhaust Outlet
Flange Gasket
155A170 Exhaust Outlet
Flange
153A325 Choke Cover Assy.
12-V.
134D1178 Crank Support &
Grille
134D1222 Air Outlet Duct
134D1307 Blower Housing

* - Refer to Accessory Section for component parts.

MODEL DATA SECTION

6JB-1R/2773G

Generator - 6JB/20
 231E96 Generator to Engine Adapter
 Control - Code 28 (W.D. 611C492)
 Code 148 (W.D. 625C445)
 Engine - Spec. G—R
 103D259 Gear Cover Backplate
 154C695 Exhaust Manifold
 154A133 Exhaust Outlet Flange Gasket
 155A170 Exhaust Outlet Flange
 153A325 Choke Cover Assy. - 12V
 134D1178 Crank Support & Grille
 134D1222 Air Outlet Duct
 134D1307 Blower Housing

6JB-1R/2897H

Generator - 5JB1C1A
 Control - Code 60 (W.D. 611C645)
 Engine - Spec. H—R

6JB-1R/2897K

Generator - 5JB1C1B
 Control - Code 101 (W.D. 611C729)
 Engine - Spec. K—R

6JB-1R/2897M

Generator - 5JB1C1B
 Control - Code 117 (W.D. 611C771)
 Engine - Spec. M—R

6JB-1R/3145G

Generator - 5JB1C1A
 Control - Code 32 (W.D. 611C534)
 Engine - Spec. G—R
 *140K677 Oil Bath Air Cleaner Kit
 140B648 Air Cleaner Bracket
 *143B280 Carburetor (Gas)

6JB-1R/3145H

Generator - 5JB1C1A
 Control - Code 32 (W.D. 611C534)
 Engine - Spec. H—R
 *140K677 Oil Bath Air Cleaner Kit
 150B648 Air Cleaner Bracket
 *143B280 Carburetor (Gas)

6JB-1R/3663K

Generator - 5JB1C1B
 Control - Code 69 (W.D. 611C660)
 Engine - Spec. K—R
 *134D1249 Air Shutter Assy.
 *143B305 Carb. (Gas-Gasoline)

6JB-1R/3726K

Generator - 5JB1C1B
 Control - Code 65 (W.D. 611C655)
 Engine - Spec. K—R
 *159B775 Reservoir Tank Assy.
 134D1292 Cylinder Air Hsg. Cover (Top)
 508-21 Top Housing Cover Grommet (2)

6JB-1R/3835H

Generator - 5JB1C1A
 Control - Code 162 (W.D. 611C635)
 Code 130 (W.D. 612B1543)
 Engine - Spec. H—R
 *140K677 Oil Bath Air Clnr. Kit
 *405A1419 Housing Assy.
 *159A820 Fuel Tank Assy.

6JB-1R/3860G

Generator - 6JB/20
 231E96 Generator to Engine Adapter
 Control - Code 28 (W.D. 611C492)
 Code 148 (W.D. 625C445)
 Engine - Spec. G—R
 103D259 Gear Cover Backplate
 154C695 Exhaust Manifold
 154A133 Exhaust Outlet Flange Gasket
 155A170 Exhaust Outlet Flange
 153A325 Choke Cover Assy. 12V
 134D1178 Crank Support & Grille
 134D1222 Air Outlet Duct
 134D1307 Blower Housing
 *143B280 Carburetor (Gas)

6JB-1R/3961H

Generator - 6JB/20
 231E112 Generator to Engine Adapter
 Control - Code 59 (W.D. 611C640)
 Code 148 (W.D. 625C445)
 Engine - Spec. H—R
 103D273 Gear Cover Backplate
 134B1532 Starter Hole Baffle
 154C695 Exhaust Manifold
 154A133 Exhaust Outlet Flange Gasket
 155A170 Exhaust Outlet Flange
 150A985 Governor Linkage Ball Joint (2)

6JB-1R/3961H (Cont.)

153A325 Choke Cover Assy. 12V
 134D1178 Crank Support & Grille
 134D1222 Air Outlet Duct
 134D1307 Blower Housing

6JB-1R/3961J

Generator - 6JB/20
 231E112 Generator to Engine Adapter
 Control - Code 80 (W.D. 611C674)
 Code 148 (W.D. 625C445)
 Engine - Spec. J—R
 103D273 Gear Cover Backplate
 154C695 Exhaust Manifold
 154A133 Exhaust Manifold Flange Gasket
 155A170 Exhaust Manifold Flange
 526-127 Exhaust Manifold Flange Spacer (2)
 150A985 Governor Linkage Ball Joint (2)
 134D1178 Crank Support & Grille
 134D1222 Air Outlet Duct
 134D1307 Blower Housing
 134C1278 Air Hsg. Cover (Top)
 140C645 Oil Bath Air Cleaner Hose Adapter
 167A42 Spark Plug Adapter (2)
 167A9 Spark Plug Adapter Gasket (2)
 149A1072 Fuel Pump

6JB-1R/4954J

Generator - 6JB/20
 231E112 Generator to Engine Adapter
 Control - Code 116 (W.D. 611C770)
 Code 148 (W.D. 625C445)
 Engine - Spec. J—R
 103D273 Gear Cover Backplate
 154C695 Exhaust Manifold
 154A133 Exhaust Manifold Flange Gasket
 155A170 Exhaust Manifold Flange
 526-127 Exhaust Manifold Flange Spacer (2)
 150A985 Governor Linkage Ball Joint (2)

* - Refer to Accessory Section for component parts.

MODEL DATA SECTION

9

6JB-1R/4954J (Cont.)

134D1178 Crank Support & Grille
134D1222 Air Outlet Duct
134D1307 Blower Housing
134C1278 Air Housing Cover (Top)
191A506 Start Motor Dust Seal
309A199 Hi-Temp. Cut-off Switch
167A42 Spark Plug Adapter (2)
167A9 Spark Plug Adapter Gasket (2)
149A1072 Fuel Pump

6JB-1R/4964M

Generator - 5JB1C1B
Control - Code 117 (W.D. 611C771)
Engine - Spec. M—R
403B679 Skid Base
402B285 Mtg. Cushion - Gen. End (2)
416B501 Battery Bracket (2)
416B502 Battery Hold-down Frame
416A547 Battery Support Plate

6JB-1RV/1G

Generator - 5JB1C1A
Control - Code 10 (W.D. 611C377)
Engine - Spec. G—R
Vacu-Flo Cooled

6JB-1RV/1H

Generator - 5JB1C1A
Control - Code 10 (W.D. 611C377)
Engine - Spec. H—R
Vacu-Flo Cooled

6JB-1RV/1J

Generator - 5JB1C1A
Control - Code 65 (W.D. 611C655)
Engine - Spec. J—R
Vacu-Flo Cooled

6JB-1RV/1K

Generator - 5JB1C1B
Control - Code 65 (W.D. 611C655)
Engine - Spec. K—R
Vacu-Flo Cooled

6JB-1RV/1L

Generator - 5JB1C1B
Control - Code 93 (W.D. 611C713)
Engine - Spec. L—R
Vacu-Flo Cooled

6JB-1RV/1M

Generator - 5JB1C1B
Control - Code 93 (W.D. 611C713)
Engine - Spec. M—R
Vacu-Flo Cooled

6JB-1RV/13H

Generator - 5JB1C1A
Control - Code 10 (W.D. 611C377)
Engine - Spec. H—R
Vacu-Flo Cooled
*143B280 Carburetor (Gas)

6JB-1RV/13J

Generator - 5JB1C1A
Control - Code 10 (W.D. 611C377)
Engine - Spec. J—R
Vacu-Flo Cooled
*143B321 Carburetor (Gas)

6JB-1RV/23J

Generator - 5JB/129
Control - Code 65 (W.D. 611C655)
Engine - Spec. J—R
Vacu-Flo Cooled

6JB-1RV/3065E

Generator - 6JB/20
231E96 Generator to Engine Adapter
Control - Code 28 (W.D. 611C492)
Code 148 (W.D. 625C445)
Engine - Spec. E—R
Vacu-Flo Cooled
154C695 Exhaust Manifold
154A133 Exhaust Manifold Flange Gasket
155A170 Exhaust Manifold Flange

6JB-1RV/3065F

Generator - 6JB/20
231D96 Generator to Engine Adapter
Control - Code 28 (W.D. 611C492)
Code 148 (W.D. 625C445)
Engine - Spec. F—R
Vacu-Flo Cooled
154C695 Exhaust Manifold
154A133 Exhaust Manifold Flange Gasket
155A170 Exhaust Manifold Flange

6JB-1RV/3065G

Generator - 6JB/20
231E96 Generator to Engine Adapter
Control - Code 28 (W.D. 611C492)

6JB-1RV/3065G (Cont.)

Control - Code 148 (W.D. 625C445)
Engine - Spec. G—R
Vacu-Flo Cooled
154C695 Exhaust Manifold
154A133 Exhaust Manifold Flange Gasket
155A170 Exhaust Manifold Flange

6JB-1RV/3065J

Generator - 6JB/20
231E112 Generator to Engine Adapter
Control - Code 80 (W.D. 611C674)
Code 148 (W.D. 625C445)
Engine - Spec. J—R
Vacu-Flo Cooled
154C695 Exhaust Manifold
154A133 Exhaust Manifold Flange Gasket
155A170 Exhaust Manifold Flange

6JB-1RV/3065K

Generator - 6JB/20
231E112 Generator to Engine Adapter
Control - Code 80 (W.D. 611C674)
Code 148 (W.D. 625C445)
Engine - Spec. K—R
Vacu-Flo Cooled
154C695 Exhaust Manifold
155A133 Exhaust Manifold Flange Gasket
155A170 Exhaust Manifold Flange

6JB-1RV/4489J

Generator - 6JB/20
231E112 Generator to Engine Adapter
Control - Code 80 (W.D. 611C674)
Code 148 (W.D. 625C445)
Engine - Spec. J—R
Vacu-Flo Cooled
150A985 Governor Linkage Ball Joint(2)
167A42 Spark Plug Adapter (2)
167A9 Spark Plug Adapter Gasket (2)
134C1491 Blower Scroll
309P162 Hi-Temp. Cut-off Switch
336A1372 Hi-Temp. Switch to Control Lead
336A1373 Hi-Temp. Switch to Coil Lead

* - Refer to Accessory Section for component parts.

MODEL DATA SECTION

6JB-1RV/4489J (Cont.)

140C645 Air Cleaner
Hose Adapter
140P721 Air Cleaner
140P722 Air Cleaner Band (2)
140B720 Air Cleaner Mtg.
Bracket
503P419 Air Cleaner Elbow -
Rubber
503P365 Air Cleaner Hose
Clamp (3)
503-330 Air Cleaner Hose
140B741 Air Cleaner Air Inlet
Tube
140P723 Air Cleaner Pre-
Heater
191A506 Starting Motor Dust
Seal
191A505 Dust Seal Cover Plate
502A662 Start Motor Mtg. Stud
(2)
149A1072 Fuel Pump

6JB-1RV/4489K

Generator - 6JB/20
231E112 Generator to Engine
Adapter
Control - Code 80 (W.D.611C674)
Code 148 (W.D.625C445)
Engine - Spec. J—R
Vacu-Flo Cooled
150A985 Governor Linkage Ball
Joint (2)
167A42 Spark Plug Adapter (2)
167A9 Spark Plug Adapter
Gasket (2)
134C1491 Blower Scroll
309P162 Hi-Temp. Cut-off
Switch
336A1372 Hi-Temp. Switch to
Control Lead
336A1373 Hi-Temp. Switch to
Coil Lead
140C645 Air Cleaner
Hose Adapter
140P721 Air Cleaner
140B722 Air Cleaner Band (2)
140B720 Air Cleaner Mtg.
Bracket
503P419 Air Cleaner Elbow -
Rubber
503P365 Air Cleaner Hose
Clamp (3)
503-330 Air Cleaner Hose
140B741 Air Cleaner Air Inlet
Tube
140P723 Air Cleaner Pre-Heater
191A506 Starting Motor Dust
Seal

6JB-1RV/4489K (Cont.)

191A505 Dust Seal Cover
Plate
520A662 Start Motor Mtg.
Stud (2)
149A1072 Fuel Pump
6JB-1RV/4953J
Generator - 6JB/20
231E112 Generator to Engine
Adapter
Control - Code 116 (W.D.611C770)
Code 148 (W.D.625C445)
Engine - Spec. J—R
Vacu-Flo Cooled
150A985 Governor Linkage
Ball Joints (2)
167A42 Spark Plug Adapter
(2)
167A9 Spark Plug Adapter
Gasket (2)
134C1491 Blower Scroll
309P162 Hi-Temp. Cut-off
Switch
336A1372 Hi-Temp. Switch to
Control Lead
336A1373 Hi-Temp. Switch to
Coil Lead
191A506 Starting Motor Dust
Seal
191A505 Dust Seal Cover
Plate
520A662 Start Motor Mtg.
Stud (2)
149A1072 Fuel Pump

6JB-2R/1K

Generator - 5JB2C1B
Control - Code 65 (W.D.611C655)
Engine - Spec. K—R

6JB-2R/1M

Generator - 5JB2C1B
Control - Code 93 (W.D.611C713)
Engine - Spec. M—R

6JB-3CR/1G

Generator - 5JB3CC1A
Control - Code 24 (W.D.611C443)
Engine - Spec. G—R

6JB-3CR/1H

Generator - 5JB3CC1A
Control - Code 24 (W.D.611C443)
Engine - Spec. H—R

6JB-3CR/1J

Generator - 5JB3CC1A
Control - Code 81 (W.D.611C678)
Engine - Spec. J—R

6JB-3CR/1M

Generator - 5JB3CC1A
Control - Code 95 (W.D.611C715)
Engine - Spec. M—R

6JB-3CR/12G

Generator - 5JB3CC1A
Control - Code 24 (W.D.611C443)
Engine - Spec. G—R
*143B279 Carb. (Gas-Gasoline)

6JB-3CR/12H

Generator - 5JB3CC1A
Control - Code 24 (W.D.611C443)
Engine - Spec. H—R
*143B279 Carb. (Gas-Gasoline)

6JB-3CR/12K

Generator - 5JB3CC1B
Control - Code 81 (W.D.611C678)
Engine - K—R
*143B305 Carb. (Gas-Gasoline)

6JB-3CR/1681M

Generator - 5JB3CC1B
Control - Code 95 (W.D.611C715)
Engine - Spec. M—R
309P196 Hi-Temp. Cut-off
Switch
309A195 Hi-Temp. Switch
Mtg. Bracket
508A126 Hi-Temp. Switch
Insulating Washer
508A127 Hi-Temp. Cut-off
Switch Insulating
Bushing
332A876 Hi-Temp. Switch
Terminal

6JB-3CR/2219J

Generator - 5JB3CC1A
Control - Code 79 (W.D.611C673)
Engine - Spec. J—R
134D1250 Air Outlet Duct

6JB-3CR/3399K

Generator - 5JB3CC1B
Control - Code 81 (W.D.611C678)
Engine - Spec. K—R
*134D1249 Air Shutter Kit

6JB-3CR/3399L

Generator - 5JB3CC1B
Control - Code 81 (W.D.611C678)
Engine - Spec. L—R
*134D1249 Air Shutter Kit

6JB-3E/2581G

Generator - 5JB/14
Control - Code 26 (W.D.611C453)

* - Refer to Accessory Section for component parts.

MODEL DATA SECTION

11

6JB-3E/2581G (Cont.)

Engine - Spec. G—R
 *143C275 Carburetor
 143B328 Manual Choke
 149C805 Fuel Pump
 153A326 Manual Choke Arm
 153A327 Manual Choke Bracket
 150A813 Governor Bracket Assy.
 *191C427 Starting Motor Assy.
 191A320 Start Motor Support Bracket
 336A1364 Starter to Control Lead
 336A1368 Centrifugal Switch to Control Lead
 336A1367 Centrifugal Switch to Oil Pressure Switch Lead

6JB-3E/2581H

Generator - 5JB3N1A
 Control - Code 26 (W.D.611C453)
 Engine - Spec. H—R
 *143C275 Carburetor
 149C805 Fuel Pump
 153B328 Manual Choke
 153A326 Manual Choke Arm
 153A327 Manual Choke Bracket
 150A813 Governor Bracket Assy.
 *191C427 Starting Motor
 191A320 Start Motor Support Bracket
 336A1364 Starter to Control Lead
 336A1368 Centrifugal Switch to Control Lead
 336A1367 Centrifugal Switch to Oil Pressure Switch

6JB-3EV/4393K

Generator - 5JB3N1B
 Control - Code 26 (W.D.611C453)
 Engine - Spec. K—R
 Vacu-Flo Cooled
 *143C275 Carburetor
 153A328 Manual Choke
 153A326 Manual Choke Arm
 153A327 Manual Choke Bracket
 *191C427 Starting Motor Assy.
 191A320 Starting Motor Support Bracket
 336A1364 Starter to Control Lead

6JB-3E/4831M

Generator - 5JB3C1B
 Control - Code 110 (W.D.611C752)
 Engine - Spec. M—R
 *134D1249 Air Shutter Assy.
 *143B305 Carb. (Gas-Gasoline)

6JB-3M/1J

Generator - 5JB3N1A
 Control - Code 7 (W.D.602A216)
 Engine - Spec. J—M

6JB-3R/1G

Generator - 5JB3C1A
 Control - Code 12 (W.D.611C383)
 Engine - Spec. G—R

6JB-3R/1H

Generator - 5JB3C1A
 Control - Code 12 (W.D.611C383)
 Engine - Spec. H—R

6JB-3R/1J

Generator - 5JB3C1A
 Control - Code 66 (W.D.611C656)
 Engine - Spec. J—R

6JB-3R/1K

Generator - 5JB3C1B
 Control - Code 66 (W.D.611C656)
 Engine - Spec. K—R

6JB-3R/1L

Generator - 5JB3C1B
 Control - Code 95 (W.D.611C714)
 Engine - Spec. L—R

6JB-3R/1M

Generator - 5JB3C1B
 Control - Code 94 (W.D.611C714)
 Engine - Spec. M—R

6JB-3R/12G

Generator - 5JB3C1A
 Control - Code 12 (W.D.611C383)
 Engine - Spec. G—R
 *143B279 Carb. (Gas-Gasoline)

6JB-3R/12H

Generator - 5JB3C1A
 Control - Code 12 (W.D.611C383)
 Engine - Spec. H—R
 *143B279 Carb. (Gas-Gasoline)

6JB-3R/12J

Generator - 5JB3C1A
 Control - Code 66 (W.D.611C656)
 Engine - Spec. J—R
 *143B305 Carb. (Gas-Gasoline)

6JB-3R/12K

Generator - 5JB3C1B
 Control - Code 66 (W.D.611C656)
 Engine - Spec. K—R
 *143B305 Carb. (Gas-Gasoline)

6JB-3R/12L

Generator - 5JB3C1B
 Control - Code 95 (W.D.611C714)
 Engine - Spec. L—R
 *143B305 Carb. (Gas-Gasoline)

6JB-3R/12M

Generator - 5JB3C1B
 Control - Code 94 (W.D.611C714)
 Engine - Spec. M—R
 *143B305 Carb. (Gas-Gasoline)

6JB-3R/13G

Generator - 5JB3C1A
 Control - Code 12 (W.D.611C383)
 Engine - Spec. G—R
 *143B280 Carburetor (Gas)

6JB-3R/13H

Generator - 5JB3C1A
 Control - Code 12 (W.D.611C383)
 Engine - Spec. H—R
 *143B280 Carburetor (Gas)

6JB-3R/13J

Generator - 5JB3C1A
 Control - Code 12 (W.D.611C383)
 Engine - Spec. J—R
 *143B280 Carburetor (Gas)

6JB-3R/13K

Generator - 5JB3C1B
 Control - Code 66 (W.D.611C656)
 Engine - Spec. K—R
 *143B321 Carburetor (Gas)

6JB-3R/13M

Generator - 5JB3C1B
 Control - Code 94 (W.D.611C714)
 Engine - Spec. M—R
 *143B321 Carburetor (Gas)

6JB-3R/55M

Generator - 5JB3C1B
 Control - Code 97 (W.D.611C718)
 Engine - Spec. M—R
 *143B305 Carb. (Gas-Gasoline)

6JB-3R/96G

Generator - 5JB3C1A
 Control - Code 33 (W.D.611C535)
 Engine - Spec. G—R

6JB-3R/96H

Generator - 5JB3C1A
 Control - Code 33 (W.D.611C535)
 Engine - Spec. H—R

* - Refer to Accessory Section for component parts.

MODEL DATA SECTION

6JB-3R/96J

Generator - 5JB3C1A
Control - Code 70 (W.D.611C661)
Engine - Spec. J—R

6JB-3R/96K

Generator - 5JB3C1B
Control - Code 70 (W.D.611C661)
Engine - Spec. K—R

6JB-3R/96L

Generator - 5JB3C1B
Control - Code 97 (W.D.611C718)
Engine - Spec. L—R

6JB-3R/96M

Generator - 5JB3C1B
Control - Code 97 (W.D.611C718)
Engine - Spec. M—R

6JB-3R/248G

Generator - 5JB3C1A
Control - Code 12 (W.D.611C383)
Code 139 (W.D.625A23)
Engine - Spec. G—R
102B502 Oil Base
333B67 Oil Base Heater
333B88 Heater Box
333B87 Heater Box Cover
508A100 Heater Box Rubber Grommet
309A168 Heater Thermostat

6JB-3R30/1M

Generator - 5JB3C1B
Control - Code 94 (W.D.611C714)
Engine - Spec. M—R
415K3 Underground Tank Kit (55-gal.) - Includes Fittings
415K7 Fuel Line Kit (25 ft. x 5/16") - Includes Fittings

6JB-3R/311K

Generator - 5JB3C1B
Control - Code 66 (W.D.611C656)
Engine - Spec. K—R
*143B321 Carburetor (Gas)
112A106 Piston & Pin (2)
113-107 Ring Set (2)
307P312 Supply Line Fuel Solenoid Valve - Electric
149P558 Supply Line Fuel Strainer

6JB-3R31/1M

Generator - 5JB3C1B
Control - Code 94 (W.D.611C714)
Engine - Spec. M—R
*143B321 Carburetor (Gas)
307P312 Supply Line Fuel Solenoid Valve - Electric
149P558 Supply Line Fuel Strainer

6JB-3R/862M

Generator - 5JB3C1B
Control - Code 94 (W.D.611C714)
Code 139 (W.D.625A23)
Engine - Spec. M—R
*143B321 Carburetor (Gas)
102B548 Oil Base
333B102 Oil Base Heater
333B88 Heater Box
333A87 Heater Box Cover
508A100 Heater Box Grommet
309A168 Heater Thermostat

6JB-3R/1873H

Generator - 5JB3C1A
Control - Code 12 (W.D.611C383)
Engine - Spec. H—R
*143B280 Carburetor (Gas)
*405A1417 Housing Assembly
102B548 Oil Base
333B102 Oil Base Heater
333B88 Heater Box
333A87 Heater Box Cover
508A100 Heater Box Rubber Grommet
309A168 Heater Thermostat

6JB-3R/2286B

Generator - 6JB3N1A
Control - Code 11 (W.D.611C381)
Code 140 (W.D.625C292)
Engine - Spec. B—R

6JB-3R/2442G

Generator - 5JB3C1A
Control - Code 12 (W.D.611C383)
Engine - Spec. G—R
*143B279 Carb. (Gas-Gaso.)
134D1250 Air Outlet Duct

6JB-3R/2442H

Generator - 5JB3C1A
Control - Code 12 (W.D.611C383)
Engine - Spec. H—R
*143B279 Carb. (Gas-Gaso.)
134D1250 Air Outlet Duct

6JB-3R/2442J

Generator - 5JB3C1A
Control - Code 66 (W.D.611C656)
Engine - Spec. J—R
*143B305 Carb. (Gas-Gaso.)
134D1250 Air Outlet Duct

6JB-3R/2442M

Generator - 5JB3C1B
Control - Code 94 (W.D.611C714)
Engine - Spec. M—R
*143B305 Carb. (Gas-Gasoline)
134D1250 Air Outlet Duct

6JB-3R/2468L

Generator - 5JB3C1B
Control - Code 94 (W.D.611C714)
Engine - Spec. L—R
134D1250 Air Outlet Duct

6JB-3R/2468M

Generator - 5JB3C1B
Control - Code 94 (W.D.611C714)
Engine - Spec. M—R
134D1250 Air Outlet Duct

6JB-3R/2499C

Generator - 6JB3N1B
Control - Code 19 (W.D.611C430)
Code 141 (W.D.625C367)
Engine - Spec. C—R
134D1250 Air Outlet Duct
134D1178 Crank Support & Grille

6JB-3R/2539H

Generator - 5JB3C1A
Control - Code 12 (W.D.611C383)
Engine - Spec. H—R
*143B280 Carburetor (Gas)
134D1250 Air Outlet Duct

6JB-3R/2539M

Generator - 5JB3C1B
Control - Code 94 (W.D.611C714)
Engine - Spec. M—R
*143B321 Carburetor (Gas)
134D1250 Air Outlet Duct

6JB-3R/2669M

Generator - 5JB3C1B
Control - Code 94 (W.D.611C714)
Engine - Spec. M—R
134D1250 Air Outlet Duct
*159B775 Reservoir Tank Assy.
134D1292 Air Housing Cover
508-21 Housing Cover Grommet

* - Refer to Accessory Section for component parts.

MODEL DATA SECTION

13

6JB-3R/2897H

Generator - 5JB3C1A
Control - Code 63 (W.D. 611C653)
Engine - Spec. H—R

6JB-3R/2897J

Generator - 5JB3C1A
Control - Code 63 (W.D. 611C653)
Engine - Spec. J—R

6JB-3R/2938J

Generator - 5JB3C1A
Control - Code 70 (W.D. 611C661)
Code 130 (W.D. 612B1543)
Engine - Spec. J—R
*143B280 Carburetor (Gas)
*405A1417 Housing Assembly

6JB-3R/3139M

Generator - 5JB3C1B
Control - Code 97 (W.D. 611C718)
Engine - Spec. M—R
*143B321 Carburetor (Gas)
*134D1249 Air Shutter Assy.

6JB-3R/3399H

Generator - 5JB3C1A
Control - Code 12 (W.D. 611C383)
Engine - Spec. H—R
*134D1249 Air Shutter Assy.

6JB-3R/3399J

Generator - 5JB3C1A
Control - Code 66 (W.D. 611C656)
Engine - Spec. J—R
*134D1249 Air Shutter Assy.

6JB-3R/3432H

Generator - 5JB3C1A
Control - Code 33 (W.D. 611C535)
Code 130 (W.D. 612B1543)
Engine - Spec. H—R
*134D1249 Air Shutter Assy.
*143B280 Carburetor (Gas)
*405A1417 Housing Assembly

6JB-3R/3663M

Generator - 5JB3C1B
Control - Code 97 (W.D. 611C718)
Engine - Spec. M—R
*134D1249 Air Shutter Assy.
*143B305 Carb. (Gas-Gasoline)

6JB-3R/3784G

Generator - 5JB3C1A
Control - Code 12 (W.D. 611C383)
Engine - Spec. G—R
*143B280 Carburetor (Gas)
134D1250 Air Outlet Duct
416A501 Battery Bracket (2)

6JB-3R/3784G (Cont.)

416B502 Battery Hold-down
Frame
403B679 Skid Base
402A276 Vibration Mtg.
Cushion - Engine
End - Lower (2)
402A278 Vibration Mtg.
Cushion - Generator
End - Lower (2)

6JB-3R/3824G

Generator - 5JB3C1A
Control - Code 33 (W.D. 611C535)
Code 130 (W.D. 612B1543)
Engine - Spec. G—R
134D1250 Air Outlet Duct
*405A1387 Housing Assembly
*143B279 Carb. (Gas-Gasoline)
*140K677 Oil Bath Air Clnr.
Kit

6JB-3R/3878K

Generator - 5JB3C1B
Control - Code 66 (W.D. 611C656)
Code 130 (W.D. 612B1543)
Code 139 (W.D. 625A23)
Engine - Spec. K—R
*134D1249 Air Shutter Assy.
*405A1418 Housing Assembly
*143B321 Carburetor (Gas)
102B548 Oil Base
333B102 Oil Base Heater
333B88 Heater Box
333A87 Heater Box Cover
508A100 Heater Box Rubber
Grommet
309A168 Heater Thermostat

6JB-3R/4185H

Generator - 5JB3C1A
Control - Code 64 (W.D. 611C654)
Code 139 (W.D. 625A23)
Engine - Spec. H—R
102B548 Oil Base
333B102 Oil Base Heater
333B88 Heater Box
333A87 Heater Box Cover
508A100 Heater Box Rubber
Grommet
309A168 Heater Thermostat
*143B279 Carburetor (Gas-
Gasoline)
*134D1249 Air Shutter Assy.
134C1278 Cylinder Air Hsg.
Cover (Top)
167A81 Spark Plug (2)
167A1411 Spark Plug Cable
23-1/4"

6JB-3R/4185H (Cont.)

167A1412 Spark Plug Cable -
29-1/4"
312P83 Ignition Coil Con-
denser
336A1360 Coil to Breaker Box
Lead
301C1975 Ignition Coil Box
301B1994 Ignition Coil Box
Cover
301A1873 Ignition Coil Clamp
160B824 Coil Box Mtg.
Bracket
508-4 Blower Hsg. Rubber
Grommet

6JB-3R/4185J

Generator - 5JB3C1A
Control - Code 64 (W.D. 611C654)
Code 139 (W.D. 625A23)
Engine - Spec. J—R
102B548 Oil Base
333B102 Oil Base Heater
333B88 Heater Box
333A87 Heater Box Cover
508A100 Heater Box Rubber
Grommet
309A168 Heater Thermostat
*143B305 Carb. (Gas-Gaso.)
*134D1249 Air Shutter Assy.
134C1278 Cylinder Air Hsg.
Cover (Top)
167A215 Spark Plug (2)
166B382 Ignition Coil -
Includes Condenser
312P83 Ignition Coil Con-
denser
166A388 Coil Mtg. Bracket
503-465 Coil Mtg. Clamp
167A1479 Spark Plug Cable
(2)
337A70 Coil Ground Strap
508A2 Bottom Hsg. Panel
Rubber Grommet

6JB-3R/4210J

Generator - 5JB3C1A
Control - Code 70 (W.D. 611C661)
Code 139 (W.D. 625A23)
Engine - Spec. J—R
102B548 Oil Base
333B102 Oil Base Heater
333B88 Heater Box
333A87 Heater Box Cover
508A100 Heater Box Rubber
Grommet
309A168 Heater Thermostat
*134D1249 Air Shutter Assy.
*143B321 Carburetor (LPG)

* - Refer to Accessory Section for component parts.

MODEL DATA SECTION

6JB-3R/4356K

Generator - 5JB3C1B
Control - Code 66 (W.D.611C656)
Code 139 (W.D.625A23)
Engine - Spec. K—R
102B548 Oil Base
333B102 Oil Base Heater
333B88 Heater Box
333A87 Heater Box Cover
508A100 Heater Box Rubber Grommet
309A168 Heater Thermostat
*134D1249 Air Shutter Assy.
*405A1418 Housing Assembly
*143B321 Carburetor (LPG)

6JB-3R/4363K

Generator - 5JB3C1B
Control - Code 70 (W.D.611C661)
Engine - Spec. K—R
*134D1249 Air Shutter Assy.
*143B321 Carburetor (LPG)

6JB-3R/4396K

Generator - 5JB3C1B
Control - Code 66 (W.D.611C656)
Code 130 (W.D.615B1543)
Code 139 (W.D.625A23)
Engine - Spec. K—R
102B548 Oil Base
333B102 Oil Base Heater
333B88 Heater Box
333A87 Heater Box Cover
508A100 Heater Box Rubber Grommet
309A168 Heater Thermostat
*134D1249 Air Shutter Assy.
*405A1418 Housing Assembly

6JB-3R/4695K

Generator - 5JB3C1B
Control - Code 106 (W.D.611C736)
Code 130 (W.D.612B1543)
Engine - Spec. K—R
*134D1249 Air Shutter Assy.
*405A1420 Housing Assembly
*159A820 Fuel Tank Assy.

6JB-3R/4695M

Generator - 5JB3C1B
Control - Code 106 (W.D.611C736)
Code 130 (W.D.612B1543)
Engine - Spec. M—R
*134D1249 Air Shutter Assy.
*405A1420 Housing Assembly
*159A820 Fuel Tank Assy.

6JB-3R/4807M

Generator - 5JB3C1B
Control - Code 97 (W.D.611C718)

6JB-3R/4807M (Cont.)

Control - Code 130 (W.D.612B1543)
Code 139 (W.D.625A23)
Engine - Spec. M—R
102B548 Oil Base
333B102 Oil Base Heater
333B88 Heater Box
333A87 Heater Box Cover
508A100 Heater Box Rubber Grommet
309A168 Heater Thermostat
134D1250 Air Outlet Duct
*405A1417 Housing Assembly
*143B321 Carburetor (LPG)

6JB-3R30/1543M

Generator - 5JB3C1B
Control - Code 118 (W.D.611C775)
Code 130 (W.D.612B1543)
Engine - Spec. M—R
134B1292 Housing Cover (Top)
508-21 Housing Cover Grommet (2)
*159B775 Reservoir Tank Assy.
*405A1414 Housing Assembly

6JB-3R31/2468K

Generator - 5JB3C1B
Control - Code 66 (W.D.611C656)
Engine - Spec. K—R
*143B321 Carburetor (Gas)
307P312 Supply Line Fuel Solenoid Valve - Electric
149P558 Supply Line Fuel Strainer
134D1250 Air Outlet Duct

6JB-3R31/2468M

Generator - 5JB3C1B
Control - Code 94 (W.D.611C714)
Engine - Spec. M—R
*143B321 Carburetor (Gas)
307P312 Supply Line Fuel Solenoid Valve - Electric
149P558 Supply Line Fuel Strainer
134D1250 Air Outlet Duct

6JB-3RV/1G

Generator - 5JB3C1A
Control - Code 12 (W.D.611C383)
Engine - Spec. G—R
Vacu-Flo Cooled

6JB-3RV/1H

Generator - 5JB3C1A
Control - Code 12 (W.D.611C383)

6JB-3RV/1H (Cont.)

Engine - Spec. H—R
Vacu-Flo Cooled

6JB-3RV/1J

Generator - 5JB3C1A
Control - Code 66 (W.D.611C656)
Engine - Spec. J—R
Vacu-Flo Cooled

6JB-3RV/1K

Generator - 5JB3C1B
Control - Code 66 (W.D.611C656)
Engine - Spec. K—R
Vacu-Flo Cooled

6JB-3RV/1L

Generator - 5JB3C1B
Control - Code 94 (W.D.611C714)
Engine - Spec. L—R
Vacu-Flo Cooled

6JB-3RV/1M

Generator - 5JB3C1B
Control - Code 94 (W.D.611C714)
Engine - Spec. M—R
Vacu-Flo Cooled

6JB-3RV/13H

Generator - 5JB3C1A
Control - Code 12 (W.D.611C838)
Engine - Spec. H—R
Vacu-Flo Cooled
*143B280 Carburetor (Gas)

6JB-3RV/13M

Generator - 5JB3C1B
Control - Code 94 (W.D.611C714)
Engine - Spec. M—R
Vacu-Flo Cooled
*143B321 Carburetor (Gas)

6JB-3RV/96K

Generator - 5JB3C1B
Control - Code 70 (W.D.611C661)
Engine - Spec. K—R
Vacu-Flo Cooled

6JB-3RV/96L

Generator - 5JB3C1B
Control - Code 97 (W.D.611C718)
Engine - Spec. L—R
Vacu-Flo Cooled

6JB-3RV/96M

Generator - 5JB3C1B
Control - Code 97 (W.D.611C718)
Engine - Spec. M—R
Vacu-Flo Cooled

* - Refer to Accessory Section for component parts.

MODEL DATA SECTION

15

6JB-3RV/316K

Generator - 5JB3C1B
Control - Code 66 (W.D.611C656)
Engine - Spec. K—R
Vacu-Flo Cooled
*159B775 Reservoir Tank Assy.

6JB-3RV/507K

Generator - 5JB3C1B
Control - Code 66 (W.D.611C656)
Engine - Spec. K—R
Vacu-Flo Cooled
403B679 Skid Base
402B285 Mtg. Cushion - Gen.
End (2)
416B501 Battery Bracket (2)
416B502 Battery Hold-down
Frame

6JB-3RV/561H

Generator - 5JB3C1A
Control - Code 33 (W.D.611C535)
Code 139 (W.D.625A23)
Engine - Spec. H—R
Vacu-Flo Cooled
102A548 Oil Base
333B102 Oil Base Heater
333B88 Heater Box
333A87 Heater Box Cover
508A100 Heater Box Rubber
Grommet
309A168 Heater Thermostat
*159B775 Reservoir Tank Assy.

6JB-3RV/1983K

Generator - 5JB3C1B
Control - Code 70 (W.D.611C661)
Engine - Spec. K—R
Vacu-Flo Cooled
*143B321 Carburetor (Gas)

6JB-3RV/2055M

Generator - 5JB3C1B
Control - Code 97 (W.D.611C718)
Code 139 (W.D.625A23)
Engine - Spec. M—R
Vacu-Flo Cooled
102B548 Oil Base
333B102 Oil Base Heater
333B88 Heater Box
333A87 Heater Box Cover
508A100 Heater Box Grommet
309A168 Heater Thermostat
*143B321 Carburetor (Gas)

6JB-3RV/2489H

Generator - 5JB3C1A
Control - Code 33 (W.D.611C535)
Code 139 (W.D.625A23)

6JB-3RV/2489H (Cont.)

Engine - Spec. H—R
Vacu-Flo Cooled
102A548 Oil Base
333B102 Oil Base Heater
333B88 Heater Box
333A87 Heater Box Cover
508A100 Heater Box Rubber
Grommet
309A168 Heater Thermostat
134A1490 Blower Scroll
309P162 Hi-Temp. Cut-off
Switch
336A1372 Hi-Temp. Switch to
Control Lead
336A1373 Hi-Temp. Switch to
Coil Lead
*143B280 Carburetor (Gas)

6JB-3RV/2489J

Generator - 5JB3C1A
Control - Code 33 (W.D.611C535)
Code 139 (W.D.625A23)
Engine - Spec. J—R
Vacu-Flo Cooled
102A548 Oil Base
333B102 Oil Base Heater
333B88 Heater Box
333A87 Heater Box Cover
508A100 Heater Box Rubber
Grommet
309A168 Heater Thermostat
134A1490 Blower Scroll
309P162 Hi-Temp. Cut-off
Switch
336A1372 Hi-Temp. Switch
to Control Lead
336A1373 Hi-Temp. Switch to
Coil Lead
*143B321 Carburetor (Gas)

6JB-3RV/3825G

Generator - 5JB3C1A
Control - Code 33 (W.D.611C535)
Engine - Spec. G—R
Vacu-Flo Cooled
*143B279 Carb. (Gas-Gaso.)
140C645 Oil Bath Air Cleaner
Hose Adapter
140B500 Air Cleaner
140B519 Air Cleaner Band
140B771 Air Cleaner Bracket
503P419 Air Cleaner Hose
Elbow (2)
503-259 Air Cleaner Hose
503-269 Air Cleaner Hose
Clamp - Large (4)
503-311 Air Cleaner Hose
Clamp - Small (2)
503A447 Air Clnr. Hose
Sleeve

6JB-3RV/4348J

Generator - 5JB3C1A
Control - Code 33 (W.D.611C535)
Code 139 (W.D.625A23)
Engine - Spec. J—R
Vacu-Flo Cooled
102B548 Oil Base
333B102 Oil Base Heater
333B88 Heater Box
333A87 Heater Box Cover
508A100 Heater Box Rubber
Grommet
309A168 Heater Thermostat
*143B321 Carb. (Gas-Gaso.)

6JB-3RV/4600K

Generator - 5JB3C1B
Control - Code 70 (W.D.611C661)
Engine - Spec. K—R
Vacu-Flo Cooled
149A638 Fuel Pump Hole
Cover Plate

6JB-4R/1G

Generator - 5JB4C1A
Control - Code 18 (W.D.611C425)
Engine - Spec. G—R

6JB-4R/1H

Generator - 5JB4C1A
Control - Code 18 (W.D.611C425)
Engine - Spec. H—R

6JB-4R/1J

Generator - 5JB4C1A
Control - Code 67 (W.D.611C657)
Engine - Spec. J—R

6JB-4R/1K

Generator - 5JB4C1B
Control - Code 67 (W.D.611C657)
Engine - Spec. K—R

6JB-4R/1L

Generator - 5JB4C1B
Control - Code 96 (W.D.611C716)
Engine - Spec. L—R

6JB-4R/1M

Generator - 5JB4C1B
Control - Code 96 (W.D.611C716)
Engine - Spec. M—R

6JB-4R/12M

Generator - 5JB4C1B
Control - Code 96 (W.D.611C716)
Engine - Spec. M—R
*143B305 Carb. (Gas-Gaso.)

* - Refer to Accessory Section for component parts.

MODEL DATA SECTION

6JB-4R/13H

Generator - 5JB4C1A
Control - Code 18 (W.D.611C425)
Engine - Spec. H—R
*143B280 Carburetor (Gas)

6JB-4R/13K

Generator - 5JB4C1B
Control - Code 67 (W.D.611C657)
Engine - Spec. K—R
*143B321 Carburetor (Gas)

6JB-4R/13M

Generator - 5JB4C1B
Control - Code 96 (W.D.611C716)
Engine - Spec. M—R
*143B321 Carburetor (Gas)

6JB-4R31/1M

Generator - 5JB4C1B
Control - Code 112 (W.D.611C760)
Engine - Spec. M—R
307P312 Supply Line Fuel
Solenoid Valve - Elec.
149P558 Supply Line Fuel
Strainer
*143B321 Carburetor (Gas)

6JB-4R/1041H

Generator - 5JB4C1A
Control - Code 18 (W.D.611C425)
Engine - Spec. H—R
*405A1417 Housing Assembly
*159A820 Fuel Tank Assy.

6JB-4R/1041K

Generator - 5JB4C1B
Control - Code 67 (W.D.611C657)
Engine - Spec. K—R
*405A1417 Housing Assembly
*159A820 Fuel Tank Assy.

6JB-4R/1041M

Generator - 5JB4C1B
Control - Code 96 (W.D.611C716)
Code 130 (W.D.612B1543)
Engine - Spec. M—R
*405A1417 Housing Assembly
*159A820 Fuel Tank Assy.

6JB-4R/1983J

Generator - 5JB4C1A
Control - Code 34 (W.D.611C536)
Engine - Spec. J—R
*143B280 Carburetor (Gas)

6JB-4R/2468H

Generator - 5JB4C1B
Control - Code 67 (W.D.611C657)
Engine - Spec. H—R
134D1250 Air Outlet Duct

* - Refer to Accessory Section for component parts.

6JB-4R/2468K

Generator - 5JB4C1B
Control - Code 67 (W.D.611C657)
Engine - Spec. K—R
134D1250 Air Outlet Duct

6JB-4R/2701G

Generator - 5JB4C1A
Control - Code 34 (W.D.611C536)
Engine - Spec. G—R
134D1250 Air Outlet Duct
309P162 Hi-Temp. Cut-off
Switch
336A1372 Hi-Temp. Switch to
Control Lead
336A1373 Hi-Temp. Switch to
Coil Lead
508A2 Rubber Grommet
(For 1/2" Hole)

6JB-4R/3139K

Generator - 5JB4C1B
Control - Code 71 (W.D.611C662)
Engine - Spec. K—R
*143B321 Carburetor (Gas)
*134D1249 Air Shutter Assy.

6JB-4R/3166K

Generator - 5JB4C1B
Control - Code 86 (W.D.611C694)
Code 130 (W.D.612B1543)
Engine - Spec. K—R
*405A1419 Housing Assembly

6JB-4R/3399M

Generator - 5JB4C1B
Control - Code 96 (W.D.611C716)
Engine - Spec. M—R
*134D1249 Air Shutter Assy.

6JB-4R/3518K

Generator - 5JB4C1B
Control - Code 67 (W.D.611C657)
Engine - Spec. K—R
*134D1249 Air Shutter Assy.
*143B321 Carburetor (Gas)

6JB-4R/3570J

Generator - 5JB4C1A
Control - Code 67 (W.D.611C657)
Code 53 (W.D.611B622)
Code 130 (W.D.612B1543)
Engine - Spec. J—R
*143B321 Carburetor (Gas)
*405A1419 Housing Assembly

6JB-4R/3631G

Generator - 5JB4C1A
Control - Code 18 (W.D.611C425)

6JB-4R/3631G (Cont.)

Control - Code 53 (W.D.611B622)
Code 130 (W.D.612B1543)
Engine - Spec. G—R
*405A1389 Housing Assembly
*159A820 Fuel Tank Assy.
309P162 Hi-Temp. Cut-off
Switch

6JB-4R/3663M

Generator - 5JB4C1B
Control - Code 98 (W.D.611C720)
Engine - Spec. M—R
*143B305 Carb. (Gas-Gaso)
*134D1249 Air Shutter Assy.

6JB-4R/4037H

Generator - 5JB4C1A
Control - Code 34 (W.D.611C536)
Engine - Spec. H—R
*134D1249 Air Shutter Kit
*140K677 Oil Bath Air Clnr.
Kit

6JB-4R/4081M

Generator - 5JB4C1B
Control - Code 96 (W.D.611C716)
Engine - Spec. M—R
*143B305 Carb. (Gas-Gaso.)
*140K677 Oil Bath Air Clnr.
Kit

6JB-4R/4263K

Generator - 5JB4C1B
Control - Code 67 (W.D.611C657)
Engine - Spec. K—R
*134D1249 Air Shutter Assy.
*405A1416 Housing Assembly
*159A820 Fuel Tank Assy.

6JB-4R/4358K

Generator - 5JB4C1B
Control - Code 84 (W.D.611C688)
Code 53 (W.D.611B622)
Code 130 (W.D.612B1543)
Engine - Spec. K—R
*143B321 Carburetor (Gas)
*134D1249 Air Shutter Assy.
*405A1419 Housing Assembly

6JB-4R/5042M

Generator - 5JB4C1B
Control - Code 98 (W.D.611C720)
Engine - Spec. M—R
*405A1417 Housing Assembly
*140K677 Oil Bath Air Clnr.
Kit
309P196 Hi-Temp. Cut-off
Switch

MODEL DATA SECTION

17

6JB-4R/5042M (Cont.)

- 309A195 Hi-Temp. Switch Mtg. Bracket
- 508A126 Hi-Temp. Switch Insulating Washer
- 508A127 Hi-Temp. Switch Insulating Bushing
- 332A876 Hi-Temp. Switch Insulating Terminal

6JB-4R/5192M

- Generator - 5JB/193
- Control - Code 126 (W.D. 611C787)
- Engine - Spec. M—R
- 134D1250 Air Outlet Duct
- *140K677 Oil Bath Air Clnr. Kit
- 403B679 Skid Base
- 416A501 Battery Bracket (2)
- 416B502 Battery Hold-down Frame
- 416A50 Battery Cable (2)

6JB-4RV/1K

- Generator - 5JB4C1B
- Control - Code 67 (W.D. 611C657)
- Engine - Spec. K—R
- Vacu-Flo Cooled

6JB-4RV/13J

- Generator - 5JB4C1A
- Control - Code 18 (W.D. 611C425)
- Engine - Spec. J—R
- Vacu-Flo Cooled
- *143B321 Carburetor (Gas)

6JB-4RV131/1M

- Generator - 5JB4C1B
- Control - Code 112 (W.D. 611C760)
- Engine - Spec. M—R
- Vacu-Flo Cooled
- *143B321 Carburetor (LPG)
- 307P312 Supply Line Fuel Solenoid Valve - Elec.
- 149P558 Supply Line Fuel Strainer

6JB-4RV131/2468F

- Generator - 5JB4C1B
- Control - Code 112 (W.D. 611C760)
- Engine - Spec. F—R
- Vacu-Flo Cooled
- *143B321 Carburetor (LPG)
- 112A106 Piston & Pin (2)
- 113-107 Ring Set (2)
- 134D1250 Air Outlet Duct

6JB-4XRV/13M

- Generator - 5JB/63
- Control - Code 115 (W.D. 611C769)
- Engine - Spec. M—R

6JB-4XRV/13M (Cont.)

- Vacu-Flo Cooled
- *143B321 Carburetor (Gas)

6JB-5DR/1A

- Generator - 6JB5DN1A
- Control - Code 14 (W.D. 611C403)
- Code 140 (W.D. 625C292)
- Engine - Spec. A—R

6JB-5DR/2406B

- Generator - 6JB5DN1A
- Control - Code 17 (W.D. 611C424)
- Code 140 (W.D. 625C292)
- Engine - Spec. B—R
- 154C695 Exhaust Manifold
- 154A133 Exhaust Manifold Flange Gasket
- 155A170 Exhaust Manifold Flange

6JB-5R/1K

- Generator - 5JB5C1B
- Control - Code 68 (W.D. 611C658)
- Engine - Spec. K—R

6JB-5R/13L

- Generator - 5JB5C1B
- Control - Code 109 (W.D. 611C748)
- Engine - Spec. L—R
- *143B321 Carburetor (Gas)

6JB-5R/13M

- Generator - 5JB5C1B
- Control - Code 109 (W.D. 611C748)
- Engine - Spec. M—R
- *143B321 Carburetor (Gas)

6JB-5R/2442H

- Generator - 5JB5C1A
- Control - Code 15 (W.D. 611C422)
- Engine - Spec. H—R
- *143B279 Carb. (Gas-Gaso.)
- 134D1250 Air Outlet Duct

6JB-5R/3518J

- Generator - 5JB5C1A
- Control - Code 68 (W.D. 611C658)
- Engine - Spec. J—R
- *143B321 Carburetor (Gas)
- *134D1249 Air Shutter Assy.

6JB-5R/4713K

- Generator - 5JB5C1B
- Control - Code 72 (W.D. 611C663)
- Engine - Spec. K—R
- *143B305 Carb. (Gas-Gaso.)
- *134D1249 Air Shutter Assy.
- 140C645 Air Cleaner Hose Adapter

6JB-5RV/96H

- Generator - 5JB5C1A
- Control - Code 35 (W.D. 611C537)
- Engine - Spec. H—R
- Vacu-Flo Cooled

6JB-6R/1M

- Generator - 5JB/170
- Control - Code 109 (W.D. 611C748)
- Engine - Spec. M—R

6JB-53E/3372F

- Generator - 6JB/51
- 312A82 Condenser (2)
- Control - Code 44 (W.D. 611C577)
- Engine - Spec. F—R
- Magneto Ignition
- 160A697 Magneto Backplate & Pole Shoe
- 160A927 Magneto Coil
- 160A914 Magneto Backplate & Coil Assy.
- 160B877 Magneto Flywheel & Ring Gear
- 104B423 Ring Gear Only
- 167A1430 Spark Plug Cable (2)
- 167A33 Spark Plug Cable Clip (2)
- 167A81 Spark Plug (2)
- 336A1426 Stop Lead Assy.
- 134C1278 Air Hsg. Cover (Top)
- 160B762 Breaker Plate Assy.
- *191D429 Starting Motor - 24V
- *143C192 Carburetor
- 416A50 Battery Cable (2)

6JB-53M/1G

- Generator - 6JB53N3C
- Control - Code 3 (W.D. 602B197)
- Code 145 (W.D. 625C426)
- Engine - Spec. G—M

6JB-53M/1J

- Generator - 6JB-53N3C
- Control - Code 3 (W.D. 602B197)
- Code 145 (W.D. 625C426)
- Engine - Spec. J—M

6JB-53M17/1B

- Generator - 6JB/7
- Control - Code 1 (W.D. 602B189)
- Code 142 (W.D. 625C378)
- Engine - Spec. B—M

* - Refer to Accessory Section for component parts.

MODEL DATA SECTION

6JB-53M17/1H

Generator - 8JC53N3C
Control - Code 1 (W.D.602B189)
Code 145 (W.D.625C426)
Engine - Spec. H—M

6JB-53R/1E

Generator - 6JB53N1C
Control - Code 19 (W.D.611C430)
Code 145 (W.D.625C426)
Engine - Spec. E—R

6JB-53R/1G

Generator - 6JB53N1C
Control - Code 19 (W.D.611C430)
Code 145 (W.D.625C426)
Engine - Spec. G—R

6JB-53R/1H

Generator - 6JB53N1C
Control - Code 19 (W.D.611C430)
Code 145 (W.D.625C426)
Engine - Spec. H—R

6JB-53R/1J

Generator - 6JB53N1C
Control - Code 73 (W.D.611C664)
Code 145 (W.D.625C426)
Engine - Spec. J—R

6JB-53R/96G

Generator - 6JB53N1C
Control - Code 29 (W.D.611C528)
Code 145 (W.D.625C426)
Engine - Spec. G—R

6JB-53R17/1G

Generator - 8JC53N1C
Control - Code 19 (W.D.611C430)
Code 145 (W.D.625C426)
Engine - Spec. G—R
*134D1249 Air Shutter Assy.
*140K661 Air Pre-Heater Kit

6JB-53R17/1H

Generator - 8JC53N1C
Control - Code 19 (W.D.611C430)
Code 145 (W.D.625C426)
Engine - Spec. G—R
*134D1249 Air Shutter Assy.
*140K661 Air Pre-Heater Kit

6JB-53R17/1J

Generator - 8JC53N1C
Control - Code 73 (W.D.611C664)
Code 145 (W.D.625C426)
Engine - Spec. J—R
*134D1249 Air Shutter Assy.
*140K890 Air Pre-Heater Kit

6JB-53R17/7J

Generator - 8JC53N1C
Control - Code 73 (W.D.611C664)
Code 145 (W.D.625C426)
Engine - Spec. J—R
*134D1249 Air Shutter Assy.
*405A1416 Housing Assembly
*159A820 Fuel Tank Assy.
*140K890 Carb. Air Pre-Heater Kit

6JB-53R/525D

Generator - 6JB53N1C
Control - Code 19 (W.D.611C430)
Code 145 (W.D.625C426)
Engine - Spec. D—R

6JB-53R/1041H

Generator - 6JB53N1C
Control - Code 19 (W.D.611C430)
Code 130 (W.D.612B1543)
Code 145 (W.D.625C426)
Engine - Spec. H—R
*405A1417 Housing Assembly
*159A820 Fuel Tank Assy.

6JB-53R/1989J

Generator - 6JB53N1C
Control - Code 114 (W.D.611C765)
Code 145 (W.D.625C426)
Engine - Spec. J—R
167A215 Spark Plug (2)
166B382 Ignition Coil -
Includes Condenser
312P83 Ignition Coil Con-
denser
166A388 Ignition Coil Bracket
167A1479 Spark Plug Cable (2)
503-465 Ignition Coil Clamp
337A70 Ignition Coil Ground
Strap
508A2 Bottom Hsg. Panel
Rubber Grommet
(2)

6JB-53R/3131F

Generator - 6JB53N1C
Control - Code 38 (W.D.611C552)
Code 145 (W.D.625C426)
Engine - Spec. F—R
134D1178 Crank Support &
Grille
134C1278 Air Hsg. Cover
(Top)
167A81 Spark Plug (2)
167A1411 Spark Plug Cable -
(23-1/4")
167A1412 Spark Plug Cable
(29-1/4")

6JB-53R/3131F (Cont.)

336A1360 Breaker Box to
Coil Lead
312P83 Ignition Coil
Condenser
301C1975 Ignition Coil Box
301B1994 Coil Box Cover
301A1873 Ignition Coil Clamp
160B824 Coil Box Mtg.
Bracket
508-4 Coil Leads Rubber
Grommet

6JB-53R/3131G

Generator - 6JB53N1C
Control - Code 38 (W.D.611C552)
Code 145 (W.D.625C426)
Engine - Spec. G—R
134D1178 Crank Support &
Grille
134C1278 Air Housing Cover
(Top)
167A81 Spark Plug (2)
167A1411 Spark Plug Cable
(23-1/4")
167A1412 Spark Plug Cable
(29-1/4")
336A1360 Breaker Box to
Coil Lead
312P83 Ignition Coil Con-
denser
301C1975 Ignition Coil Box
301B1994 Coil Box Cover
301A1873 Ignition Coil Clamp
160B824 Coil Box Mtg.
Bracket
508-4 Coil Leads Rubber
Grommet

6JB-53R/3131H

Generator - 6JB53N1C
Control - Code 38 (W.D.611C552)
Code 145 (W.D.625C426)
Engine - Spec. H—R
134D1178 Crank Support &
Grille
134C1278 Air Housing Cover
(Top)
167A81 Spark Plug (2)
167A1411 Spark Plug Cable
(23-1/4")
167A1412 Spark Plug Cable
(29-1/4")
336A1360 Breaker Box to
Coil Lead
312P83 Ignition Coil Con-
denser
301C1975 Ignition Coil Box
301B1994 Coil Box Cover

* - Refer to Accessory Section for component parts.

MODEL DATA SECTION

19

6JB-53R/3131H (Cont.)

301A1873 Ignition Coil Clamp
160B824 Coil Box Mtg. Bracket
508-4 Coil Leads Rubber Grommet

6JB-53R/3276J

Generator - 6JB53N1C
Control - Code 83 (W.D.611C682)
Code 145 (W.D.625C426)
Engine - Spec. J—R
160B877 Flywheel & Ring Gear
104D423 Ring Gear Only
167A1384 Spark Plug Lead (2)
160B693 Magneto Coil
160A697 Magneto Backplate & Pole Shoe
160A698 Magneto Backplate & Coil Assy.

6JB-53R/3946H

Generator - 8JC/100
Control - Code 55 (W.D.611C633)
Code 151 (W.D.625C516)
Engine - Spec. H—R
160B877 Flywheel & Ring Gear
104B423 Ring Gear Only
167A81 Spark Plug (2)
167A33 Spark Plug Cable Clip (2)
167A1430 Spark Plug Cable (2)
336A1426 Stop Lead Assy.
337A52 Control to Generator Bond Strap
160A697 Magneto Backplate & Pole Shoe
160A927 Magneto Coil
160A914 Magneto Backplate & Coil Assy.
134C1278 Air Housing Cover (Top)

6JB-53RV/1F

Generator - 6JB53N1C
Control - Code 19 (W.D.611C430)
Code 145 (W.D.625C426)
Engine - Spec. F—R
Vacu-Flo Cooled

6JB-53RV/1G

Generator - 6JB53N1C
Control - Code 19 (W.D.611C430)
Code 145 (W.D.625C426)
Engine - Spec. G—R
Vacu-Flo Cooled

6JB-53RV/1J

Generator - 6JB53N1C
Control - Code 73 (W.D.611C664)
Code 145 (W.D.625C426)
Engine - Spec. J—R
Vacu-Flo Cooled

6JB-53RV/96G

Generator - 6JB53N1C
Control - Code 29 (W.D.611C528)
Code 145 (W.D.625C426)
Engine - Spec. G—R
Vacu-Flo Cooled

6JB-53RV/316J

Generator - 6JB53N1C
Control - Code 73 (W.D.611C664)
Code 145 (W.D.625C426)
Engine - Spec. J—R
Vacu-Flo Cooled
*159B775 Reservoir Tank Assy.

6JB-53RV/2320J

Generator - 6JB53N1C
Control - Code 73 (W.D.611C664)
Code 145 (W.D.625C426)
Engine - Spec. J—R
Vacu-Flo Cooled
*143B321 Carburetor (LPG)

6JB-53RV/4024H

Generator - 6JB53N1C
Control - Code 19 (W.D.611C430)
Code 145 (W.D.625C426)
Engine - Spec. H—R
Vacu-Flo Cooled
*159B775 Fuel Tank Assy.
*140K677 Oil Bath Air Clnr. Kit

6JB-53RV/4024J

Generator - 6JB53N1C
Control - Code 73 (W.D.611C664)
Code 145 (W.D.625C426)
Engine - Spec. J—R
Vacu-Flo Cooled
*159B775 Reservoir Tank Assy.
*140K677 Oil Bath Air Clnr. Kit

6JB-53RV/5183J

Generator - 6JB53N1C
Control - Code 125 (W.D.611C785)
Code 145 (W.D.625C426)
Engine - Spec. J—R
Vacu-Flo Cooled
403B679 Skid Base
416A501 Battery Bracket (2)

6JB-53RV/5183J (Cont.)

416B502 Battery Hold-down Frame
416A547 Battery Support Plate

6JB-54R/1F

Generator - 6JB54N1C
Control - Code 21 (W.D.611C434)
Code 145 (W.D.625C426)
Engine - Spec. F—R

6JB-55DR/1F

Generator - 6JB55DN1C
Control - Code 23 (W.D.611C438)
Code 145 (W.D.625C426)
Engine - Spec. F—R

6JB-55DR/1G

Generator - 6JB55DN1C
Control - Code 23 (W.D.611C438)
Code 145 (W.D.625C426)
Engine - Spec. G—R

6JB-55DR/1H

Generator - 6JB55DN1C
Control - Code 23 (W.D.611C438)
Code 145 (W.D.625C426)
Engine - Spec. H—R

6JB-55DR/1J

Generator - 6JB-55DN1C
Control - Code 75 (W.D.611C666)
Code 145 (W.D.625C426)
Engine - Spec J—R


6JB-55DR/391H

Generator - 6JB55DN1C
Control - Code 31 (W.D.611C530)
Code 145 (W.D.625C426)
Engine - Spec. H—R
134B1292 Air Housing Cover (Top)
134D1250 Air Outlet Duct
*159B775 Reservoir Tank Assy.
508-21 Housing Cover Rubber Grommet (2)

6JB-57M/1E

Generator - 6JB57N3C
Control - Code 4 (W.D.602B198)
Code 145 (W.D.625C426)
Engine - Spec. E—M

* - Refer to Accessory Section for component parts.



MODEL DATA SECTION

6JB-57M/1F

Generator - 6JB57N3C
Control - Code 4 (W.D. 602B198)
Code 145 (W.D. 625C426)
Engine - Spec. F — M

6JB-57M/1G

Generator - 6JB57N3C
Control - Code 4 (W.D. 602B198)
Code 145 (W.D. 625C426)
Engine - Spec. G — M

6JB-57M/1J

Generator - 6JB57N3C
Control - Code 4 (W.D. 602B198)
Code 145 (W.D. 625C426)
Engine - Spec. J — M

6JB-57M/1234G

Generator - 6JB57N3C
Control - Code 4 (W.D. 602B198)
Code 145 (W.D. 625C426)
Engine - Spec. G — M

6JB-57M/1234J

Generator - 6JB57N3C
Control - Code 4 (W.D. 602B198)
Code 145 (W.D. 625C426)
Engine - Spec. J — M

6JB-57R/1D

Generator - 6JB57N1B
Control - Code 21 (W.D. 611C434)
Code 143 (W.D. 625C414)
Engine - Spec. D — R

6JB-57R/1G

Generator - 6JB57N1C
Control - Code 21 (W.D. 611C434)
Code 143 (W.D. 625C414)
Engine - Spec. G — R

6JB-57R/13J

Generator - 6JB57N1C
Control - Code 74 (W.D. 611C665)
Code 145 (W.D. 625C426)
Engine - Spec. J — R
*143B321 Carburetor (Gas)

6JB-57R/1041J

Generator - 6JB57N1C
Control - Code 74 (W.D. 611C665)
Code 130 (W.D. 612B1543)
Code 145 (W.D. 625C426)
Engine - Spec. J — R
*405A1413 Housing Assembly
*159A820 Fuel Tank Assy.

6JB-57R/1075H

Generator - 6JB57N1C
Control - Code 21 (W.D. 611C434)
Code 130 (W.D. 612B1543)
Code 145 (W.D. 625C426)
Engine - Spec. H — R
*143B280 Carburetor (Gas)
*405A1417 Housing Assembly

6JB-57R/2198J

Generator - 6JB57N1C
Control - Code 77 (W.D. 611C669)
Code 145 (W.D. 625C426)
Engine - Spec. J — R
309P196 Hi-Temp. Cut-off
Switch
309A195 Hi-Temp. Switch
Bracket
508A126 Hi-Temp. Switch
Insulating Washer
508A127 Hi-Temp. Switch
Insulating Bushing
332A876 Hi-Temp. Switch
Terminal

6JB-57RV/2198J

Generator - 6JB57N1C
Control - Code 77 (W.D. 611C669)
Code 145 (W.D. 625C426)
Engine - Spec. J — R
Vacu-Flo Cooled
309P162 Hi-Temp. Cut-off
Switch

6JB-57XRV/1F

Generator - 6JB/35
Control - Code 21 (W.D. 611C434)
Code 145 (W.D. 625C426)
Engine - Spec. F — R
Vacu-Flo Cooled

6JB-57XRV/1H

Generator - 6JB/35
Control - Code 21 (W.D. 611C434)
Code 145 (W.D. 625C426)
Engine - Spec. H — R
Vacu-Flo Cooled

6JB-57XRV/1J

Generator - 6JB/35
Control - Code 74 (W.D. 611C665)
Code 145 (W.D. 625C426)
Engine - Spec. J — R
Vacu-Flo Cooled

6JB-58R/1F

Generator - 6JB54N1C
Control - Code 21 (W.D. 611C434)
Code 145 (W.D. 625C426)
Engine - Spec. F — R

6JB-99E/5139J

Generator - 6JB/114
Control - Code 121 (W.D. 611C780)
Engine - Spec. J — R
*143C275 Carburetor
153B328 Manual Choke
153A327 Choke Bracket
153A326 Choke Arm
518-176 Choke Clip
160B877 Flywheel & Ring
Gear
104D423 Flywheel Ring
Gear Only
167A1384 Spark Plug Cable
(2)
160B693 Magneto Coil
160A697 Magneto Backplate
& Pole Shoe
160A698 Magneto Backplate
& Coil Assy.

6JB-599R/1683H

Generator - 6JB/114
Control - Code 61 (W.D. 611C646)
Engine - Spec. H — R

6JB-599R/3889H

Generator - 8JC/95
Control - Code 55 (W.D. 611C633)
Code 153 (W.D. 625C573)
Engine - Spec. H — R
160B877 Magneto Flywheel
& Ring Gear
104D423 Flywheel Ring
Gear Only
167A81 Spark Plug (2)
167A33 Spark Plug Cable
Clip (2)
167A1430 Spark Plug Cable
(2)
336A1426 Stop Lead Assy.
337A52 Control to Generator
Bond Strap
160A697 Magneto Backplate
& Pole Shoe
160A927 Magneto Coil
160A914 Magneto Backplate
& Coil Assy.
134C1278 Air Hsg. Cover
(Top)

6JB-599R/4476J

Generator - 6JB/114
Control - Code 164 (W.D. 611C699)
Code 165 (W.D. 625C603)
Engine - Spec. J — R
160B877 Magneto Flywheel &
Ring Gear
104D423 Flywheel Ring Gear
Only

* - Refer to Accessory Section for component parts.

MODEL DATA SECTION

21

6JB-599R/4476J (Cont.)

167A1384 Spark Plug Cable (2)
160B693 Magneto Coil
160A697 Magneto Backplate & Pole Shoe
160A698 Magneto Backplate & Coil Assy.

705JB-1R31/1J

Generator - 705JB3N1C
Control - Code 57 (W.D. 611C637)
Code 146 (W.D. 625C429)

Engine - Spec. J—R

112A106 Piston & Pin (2)
113-107 Ring Set (2)
104D430 Crankshaft
191A457 Idler Gear Assy.
191B354 Crankshaft Gear & Clutch
104B473 Flywheel
191A342 Idler Gear Base & Shaft
518-196 Idler Gear Retaining Ring
526-175 Idler Gear Thrust Washer
*191B453 Starter Motor - Incl. Gear
103D225 Gear Cover Backplate
103C252 Gear Cover Assy.
103C231 Gear Cover Gasket
307B845 Start Solenoid
306A196 Start Solenoid Bracket
338B366 Starter Wiring Harness
336A210 Starter to Solenoid Cable
*143B321 Carburetor (Gas)
307P312 Supply Line Fuel Solenoid Valve - Elec.
149P558 Supply Line Fuel Strainer

705JB-1R31/1L

Generator - 705JB3N4C
Control - Code 103 (W.D. 611C733)
Code 155 (W.D. 625C631)

Engine - Spec. L—R

112A106 Piston & Pin (2)
113-107 Ring Set (2)
104D430 Crankshaft
191A457 Idler Gear Assy.
191B354 Crankshaft Gear & Clutch Assy.
104B473 Flywheel
191A342 Idler Gear Base & Shaft
518-196 Idler Gear Retaining Ring
526-175 Idler Gear Thrust Washer

705JB-1R31/1L (Cont.)

*191B453 Starter Motor - Includes Gear
103D225 Gear Cover Backplate
103C252 Gear Cover Assy.
103C231 Gear Cover Gasket
307B845 Start Solenoid
306A196 Start Solenoid Bracket
338B366 Starter Wiring Harness
336A210 Starter to Solenoid Cable
*143B321 Carburetor (Gas)
307P312 Supply Line Fuel Solenoid Valve - Electric
149P558 Supply Line Fuel Strainer

705JB-1R131/1H

Generator - 705JB3N1C
Control - Code 57 (W.D. 611C637)
Code 146 (W.D. 625C429)

Engine - Spec. H—R

104D430 Crankshaft
191A457 Idler Gear Assy.
191B354 Crankshaft Gear & Clutch
104B473 Flywheel
191A342 Idler Gear Base & Shaft
518-196 Idler Gear Retaining Ring
526-175 Idler Gear Thrust Washer
*191B453 Starter Motor - Includes Gear
103D225 Gear Cover Backplate
103C252 Gear Cover Assy.
103C231 Gear Cover Gasket
307B40 Start Solenoid
306A196 Start Solenoid Bracket
338B327 Starter Wiring Harness
336A989 Starter to Solenoid Cable
*143B280 Carburetor (LPG)
307P312 Supply Line Fuel Solenoid Valve - Electric
149P558 Supply Line Fuel Strainer

705JB-1R131/1J

Generator - 705JB3N1C
Control - Code 57 (W.D. 611C637)

705JB-1R131/1J (Cont.)

Control-Code 146 (W.D. 625C429)
Engine - Spec. J—R

104D430 Crankshaft
191A457 Idler Gear Assy.
191B354 Crankshaft Gear & Clutch
104B473 Flywheel
191A342 Idler Gear Base & Shaft
518-196 Idler Gear Retaining Ring
526-175 Idler Gear Thrust Washer
*191B453 Starter Motor - Includes Gear
103D225 Gear Cover Backplate
103C252 Gear Cover Assy.
103C231 Gear Cover Gasket
307B845 Start Solenoid
306A196 Start Solenoid Bracket
338B366 Starter Wiring Harness
336A989 Starter to Solenoid Cable
*143B321 Carburetor (LPG)
307P312 Supply Line Fuel Solenoid Valve - Electric
149P558 Supply Line Fuel Strainer

705JB-1R131/1L

Generator - 705JB3N4C
Control - Code 103 (W.D. 611C733)
Code 155 (W.D. 625C631)

Engine - Spec. L—R

104D430 Crankshaft
191A457 Idler Gear Assy.
191B354 Crankshaft Gear & Clutch
104B473 Flywheel
191A342 Idler Gear Base & Shaft
518-196 Idler Gear Retaining Ring
526-175 Idler Gear Thrust Washer
*191B453 Starter Motor - Includes Gear
103D225 Gear Cover Backplate
103C252 Gear Cover Assy.
103C231 Gear Cover Gasket
307B845 Start Solenoid
306A196 Start Solenoid Bracket
338B366 Starter Wiring Harness

* - Refer to Accessory Section for component parts.

MODEL DATA SECTION

705JB-1R131/1L (Cont.)

- 336A989 Starter to Solenoid Cable
 *143B321 Carburetor (LPG)
 149P312 Supply Line Fuel Solenoid Valve - Electric
 149P558 Supply Line Fuel Strainer

705JB-1R/2673D

- Generator - R.T.F.
 Control - Code 27 (W.D.611C480)
 Code 147 (W.D.625B443)
 Engine - R.T.F.

705JB-1R/3750G

- Generator - 705JB/83
 Control - Code 29 (W.D.611C528)
 Code 134 (W.D.612B1941)
 Code 130 (W.D.612B1543)
 Code 152 (W.D.625C553)
 Engine - Spec. G—R
 *143B279 Carb. (Gas-Gasoline)
 *405A1357 Housing Assy.
 *159A820 Fuel Tank Assy.
 309P162 Hi-Temp. Cut-off Switch
 508-2 Air Duct Rubber Grommet
 336A1372 Hi-Temp. Switch to Control Lead
 336A1373 Hi-Temp. Switch to Coil Lead

705JB-1RV31/1H

- Generator - 705JB3N1C
 Control - Code 57 (W.D.611C637)
 Code 146 (W.D.625C429)
 Engine - Spec. H—R
 Vacu-Flo Cooled
 104D430 Crankshaft
 191A457 Idler Gear Assy.
 191B354 Crankshaft Gear & Clutch
 104B527 Flywheel
 191A342 Idler Gear Base & Shaft
 518-196 Idler Gear Retaining Ring
 526-175 Idler Gear Thrust Washer
 *191B453 Starter Motor - Includes Gear
 103D225 Gear Cover Backplate
 103C252 Gear Cover Assy.
 103C231 Gear Cover Gasket
 307B40 Start Solenoid
 306A196 Start Solenoid Bracket

705JB-1RV31/1H (Cont.)

- 338B327 Starter Wiring Harness
 336A989 Starter to Solenoid Cable
 *143B280 Carburetor (Gas)
 112A106 Piston & Pin (2)
 113-107 Ring Set (2)
 307P312 Supply Line Fuel Solenoid Valve - Electric
 149P558 Supply Line Fuel Strainer

705JB-1RV31/1J

- Generator - 705JB3N1C
 Control - Code 57 (W.D.611C637)
 Code 146 (W.D.625C429)
 Engine - Spec. J—R
 Vacu-Flo Cooled
 112A106 Piston & Pin (2)
 113-107 Ring Set (2)
 104D430 Crankshaft
 191A457 Idler Gear Assy.
 191B354 Crankshaft Gear & Clutch
 104B527 Flywheel
 191A342 Idler Gear Base & Shaft
 518-196 Idler Gear Retaining Ring
 526-175 Idler Gear Thrust Washer
 *191B453 Starter Motor - Includes Gear
 103D225 Gear Cover Backplate
 103C252 Gear Cover Assy.
 103C231 Gear Cover Gasket
 307B845 Start Solenoid
 306A196 Start Solenoid Brkt.
 338B366 Starter Wiring Harness
 336A989 Starter to Solenoid Cable
 *143B321 Carburetor (Gas)
 307P312 Supply Line Fuel Solenoid Valve - Electric
 149P558 Supply Line Fuel Strainer

705JB-1RV31/1L

- Generator - 705JB3N4C
 Control - Code 103 (W.D.611C733)
 Code 155 (W.D.625C631)
 Engine - Spec. L—R
 Vacu-Flo Cooled
 104D430 Crankshaft

705JB-1RV31/1L (Cont.)

- 191A457 Idler Gear Assy.
 191B354 Crankshaft Gear & Clutch
 104B527 Flywheel
 191A342 Idler Gear Base & Shaft
 518-196 Idler Gear Retaining Ring
 526-175 Idler Gear Thrust Washer
 *191B453 Starter Motor - Includes Gear
 103D225 Gear Cover Backplate
 103C252 Gear Cover Assy.
 103C231 Gear Cover Gasket
 307B845 Start Solenoid
 306A196 Start Solenoid Bracket
 338B366 Starter Wiring Harness
 336A989 Starter to Solenoid Cable
 *143B321 Carburetor (Gas)
 307P312 Supply Line Fuel Solenoid Valve - Electric
 149P558 Supply Line Fuel Strainer

705JB-3E/2692D

- Generator - 705JB/18
 Control - Code 25 (W.D.611C450)
 Code 141 (W.D.625C367)
 Engine - Spec. D—R
 *143C192 Carburetor
 149C805 Fuel Pump
 153B328 Manual Choke
 153A326 Manual Choke Arm
 153A327 Manual Choke Bracket
 *191C427 Starter Motor
 336A1364 Starter to Control Lead
 191A320 Start Motor Support Bracket
 154C695 Exhaust Manifold
 154A133 Exhaust Manifold Flange Gasket
 155A170 Exhaust Manifold Flange
 134D1178 Grille & Plate
 336A1348 Oil Pressure Switch to Control Lead
 160B762 Breaker Plate Assy.

* - Refer to Accessory Section for component parts.

R. T. F. - Refer to Factory. Include Model and Serial Number of Unit.

MODEL DATA SECTION

23

705JB-3E/2692F

Generator - 705JB/18
Control - Code 25 (W.D.611C450)
Code 141 (W.D.625C367)
Engine - Spec. F—R
*143C192 Carburetor
149C805 Fuel Pump
153B328 Manual Choke
153A326 Manual Choke Arm
153A327 Manual Choke Bracket
*191C427 Starter Motor
191A320 Start Motor Support
Bracket
336A1364 Starter Motor to
Control Lead
336A1348 Oil Pressure Switch to
Control Lead
154C695 Exhaust Manifold
154A133 Exhaust Manifold
Flange Gasket
155A170 Exhaust Manifold
Flange
134D1178 Grille & Plate
160B762 Breaker Plate Assy.

705JB-3E/3103F

Generator - 10JC/36
Control - Code 37 (W.D.611C550)
Code 144 (W.D.625C423)
Engine - Spec. F—R
*143C192 Carburetor
149C805 Fuel Pump
153B328 Manual Choke
153A326 Manual Choke Arm
153A327 Manual Choke Bracket
*191C427 Starter Motor
191A320 Starter Motor Support
Bracket
336A1364 Starter Motor to Con-
trol Lead
154C695 Exhaust Manifold
154A133 Exhaust Manifold
Flange Gasket
155A170 Exhaust Manifold
Flange
134D1178 Grille & Plate

705JB-3EV/1E

Generator - 705JB/18
Control - Code 25 (W.D.611C450)
Code 141 (W.D.625C367)
Engine - Spec. E—R
Vacu-Flo Cooled
*191C427 Starter Motor
191A320 Starter Motor Support
Bracket
*143C192 Carburetor
153A328 Manual Choke
153A126 Manual Choke Arm
153A127 Manual Choke Bracket

705JB-3EV/96E

Generator - 705JB/18
Control - Code 25 (W.D.611C450)
Code 141 (W.D.625C367)
Engine - Spec. E—R
Vacu-Flo Cooled
*191C427 Starter Motor
191A320 Starter Motor
Support Bracket
*143C192 Carburetor
153A328 Manual Choke
153A126 Manual Choke Arm
153A127 Manual Choke
Bracket

705JB-3M/1E

Generator - 705JB3N3B
Control - Code 3 (W.D.602B197)
Code 141 (W.D.625C367)
Engine - Spec. M—E

705JB-3M/1F

Generator - 705JB3N3B
Control - Code 3 (W.D.602B197)
Code 141 (W.D.625C367)
Engine - Spec. F—M

705JB-3M/1G

Generator - 705JB3N3B
Control - Code 3 (W.D.602B197)
Code 141 (W.D.625C367)
Engine - Spec. G—M

705JB-3M/1H

Generator - 705JB3N3C
Control - Code 3 (W.D.602B197)
Code 146 (W.D.625C429)
Engine - Spec. H—M

705JB-3M/1J

Generator - 705JB3N3C
Control - Code 3 (W.D.602B197)
Code 146 (W.D.625C429)
Engine - Spec. J—M

705JB-3M/2888E

Generator - 705JB3N3B
Control - Code 3 (W.D.602B197)
Code 141 (W.D.625C367)
Engine - Spec. E—M
*140K677 Oil Bath Air Clnr.
Kit
140B648 Air Cleaner Brkt.

705JB-3R/1B

Generator - 705JB3N1A
Control - Code 9 (W.D.611C344)
Code 140 (W.D.625C292)
Engine - Spec. B—R

705JB-3R/1C

Generator - 705JB3N1B
Control - Code 19 (W.D.611C430)
Code 141 (W.D.625C367)
Engine - Spec. C—R

705JB-3R/1D

Generator - 705JB3N1B
Control - Code 19 (W.D.611C430)
Code 141 (W.D.625C367)
Engine - Spec. D—R

705JB-3R/1E

Generator - 705JB3N1B
Control - Code 19 (W.D.611C430)
Code 141 (W.D.625C367)
Engine - Spec. E—R

705JB-3R/1F

Generator - 705JB3N1B
Control - Code 19 (W.D.611C430)
Code 141 (W.D.625C367)
Engine - Spec. F—R

705JB-3R/1G

Generator - 705JB3N1B
Control - Code 19 (W.D.611C430)
Code 141 (W.D.625C367)
Engine - Spec. G—R

705JB-3R/1H

Generator - 705JB3N1C
Control - Code 19 (W.D.611C430)
Code 146 (W.D.625C429)
Engine - Spec. H—R

705JB-3R/1J

Generator - 705JB3N1C
Control - Code 73 (W.D.611C664)
Code 146 (W.D.625C429)
Engine - Spec. J—R

705JB-3R/7F

Generator - 705JB3N1B
Control - Code 19 (W.D.611C430)
Code 130 (W.D.612B1543)
Code 141 (W.D.625C367)
Engine - Spec. F—R
*405A1356 Housing Assembly

705JB-3R/7G

Generator - 705JB3C
Control - Code 19 (W.D.611C430)
Code 130 (W.D.612B1543)
Code 146 (W.D.625C429)
Engine - Spec. G—R
*405A1356 Housing Assembly

* - Refer to Accessory Section for component parts.

MODEL DATA SECTION

705JB-3R/7J

Generator - 705JB3N1C
Control - Code 73 (W.D. 611C664)
Code 130 (W.D. 612B1543)
Code 146 (W.D. 625C429)
Engine - Spec. J—R
*405A1413 Housing Assembly

705JB-3R/12D

Generator - 705JB3N1B
Control - Code 19 (W.D. 611C430)
Code 141 (W.D. 625C367)
Engine - Spec. D—R
*143B228 Carb. (Gas-Gasoline)

705JB-3R/12F

Generator - 705JB3N1B
Control - Code 19 (W.D. 611C430)
Code 141 (W.D. 625C367)
Engine - Spec. F—R
*143B228 Carb. (Gas-Gasoline)

705JB-3R/12G

Generator - 705JB3N1B
Control - Code 19 (W.D. 611C430)
Code 141 (W.D. 625C367)
Engine - Spec. G—R
*143B279 Carb. (Gas-Gasoline)

705JB-3R/12H

Generator - 705JB3N1C
Control - Code 19 (W.D. 611C430)
Code 146 (W.D. 625C429)
Engine - Spec. H—R
*143B279 Carb. (Gas-Gasoline)

705JB-3R/12J

Generator - 705JB3N1C
Control - Code 73 (W.D. 611C664)
Code 146 (W.D. 625C429)
Engine - Spec. J—R
*143B305 Carb. (Gas-Gasoline)

705JB-3R/13C

Generator - 705JB3N1B
Control - Code 19 (W.D. 611C430)
Code 141 (W.D. 625C367)
Engine - Spec. C—R
*143B242 Carburetor (Gas)

705JB-3R/13D

Generator - 705JB3N1B
Control - Code 19 (W.D. 611C430)
Code 141 (W.D. 625C367)
Engine - Spec. D—R
*143B242 Carburetor (Gas)

705JB-3R/13F

Generator - 705JB3N1B
Control - Code 19 (W.D. 611C430)
Code 141 (W.D. 625C367)
Engine - Spec. F—R
*143B242 Carburetor (Gas)

705JB-3R/13G

Generator - 705JB3N1B
Control - Code 19 (W.D. 611C430)
Code 141 (W.D. 625C367)
Engine - Spec. G—R
*143B280 Carburetor (Gas)

705JB-3R/13H

Generator - 705JB3N1C
Control - Code 19 (W.D. 611C430)
Code 146 (W.D. 625C429)
Engine - Spec. H—R
*143B280 Carburetor (Gas)

705JB-3R/13J

Generator - 705JB3N1C
Control - Code 73 (W.D. 611C664)
Code 146 (W.D. 625C429)
Engine - Spec. J—R
*143B321 Carburetor (Gas)

705JB-3R/55G

Generator - 705JB3N1B
Control - Code 29 (W.D. 611C528)
Code 141 (W.D. 625C367)
Engine - Spec. G—R
*143B279 Carb. (Gas-Gasoline)

705JB-3R/55J

Generator - 705JB3N1C
Control - Code 76 (W.D. 611C668)
Code 146 (W.D. 625C429)
Engine - Spec. J—R
*143B305 Carb. (Gas-Gasoline)

705JB-3R/96A

Generator - 705JB3N1A
Control - Code 11 (W.D. 611C381)
Code 140 (W.D. 625C292)
Engine - Spec. A—R

705JB-3R/96B

Generator - 705JB3N1A
Control - Code 11 (W.D. 611C381)
Code 140 (W.D. 625C292)
Engine - Spec. B—R

705JB-3R/96F

Generator - 705JB3N1B
Control - Code 29 (W.D. 611C528)
Code 141 (W.D. 625C367)
Engine - Spec. F—R

705JB-3R/96G

Generator - 705JB3N1B
Control - Code 29 (W.D. 611C528)
Code 141 (W.D. 625C367)
Engine - Spec. G—R

705JB-3R/96H

Generator - 705JB3N1C
Control - Code 29 (W.D. 611C528)
Code 146 (W.D. 625C429)
Engine - Spec. H—R

705JB-3R/96J

Generator - 705JB3N1C
Control - Code 76 (W.D. 611C668)
Code 146 (W.D. 625C429)
Engine - Spec. J—R

705JB-3R17/1J

Generator - 10JC3N1C
Control - Code 73 (W.D. 611C664)
Code 144 (W.D. 625C423)
Engine - Spec. J—R
*134D1249 Air Shutter Assy.
*140K661 Air Pre-Heater Kit

705JB-3R17/7J

Generator - 10JC3N1C
Control - Code 73 (W.D. 611C664)
Code 144 (W.D. 625C423)
Engine - Spec. J—R
*134D1249 Air Shutter Assy.
140K890 Air Pre-Heater Kit
*405A1416 Housing Assembly
*159A820 Fuel Tank Assy.

705JB-3R30/1L

Generator - 705JB3N4C
Control - Code 103 (W.D. 611C733)
Code 155 (W.D. 625C631)
Engine - Spec. L—R
104D430 Crankshaft
103D225 Gear Cover Back-plate
103C252 Gear Cover Assy.
103C231 Gear Cover Gasket
104B473 Flywheel
*191B453 Starter Motor - Includes Gear
191A457 Idler Gear Assy.
191B354 Crankshaft Gear & Clutch
191A342 Idler Gear Base & Shaft
518-196 Idler Gear Retaining Ring
526-175 Idler Gear Thrust Washer
307B485 Start Solenoid

* - Refer to Accessory Section for component parts.

MODEL DATA SECTION

25

705JB-3R30/1L (Cont.)

338B366 Starter Wiring Harness
336A210 Starter to Solenoid Cable
415K3 Underground Fuel Tank (55-gal.) Includes Fittings
415K7 Fuel Line Kit (25-ft. x 5/16") Includes Elbows & Connector

705JB-3R31/1H

Generator - 705JB3N1C
Control - Code 57 (W.D. 611C637)
Code 146 (W.D. 625C429)
Engine - Spec. H—R
104D430 Crankshaft
103D225 Gear Cover Backplate
103C252 Gear Cover Assy.
103C231 Gear Cover Gasket
104B473 Flywheel
*191B453 Starter Motor - Incl. Gear
191A457 Idler Gear Assy.
191B354 Crankshaft Gear & Clutch
191A342 Idler Gear Base & Shaft
518-196 Idler Gear Retaining Ring
526-175 Idler Gear Thrust Washer
307B40 Start Solenoid
306A196 Start Solenoid Bracket
338B327 Starter Wiring Harness
336A989 Starter to Solenoid Cable
307P312 Supply Line Fuel Solenoid Valve - Electric
149P558 Supply Line Fuel Strainer
*143B280 Carburetor (Gas)

705JB-3R31/1J

Generator - 705JB3N1C
Control - Code 57 (W.D. 611C637)
Code 146 (W.D. 625C429)
Engine - Spec. J—R
112A106 Piston & Pin (2)
113-107 Ring Set (2)
104D430 Crankshaft
103D225 Gear Cover Backplate
103C252 Gear Cover Assy.
103C231 Gear Cover Gasket
104B473 Flywheel
*191B453 Starter Motor - Includes Gear
191A457 Idler Gear Assy.
191B354 Crankshaft Gear & Clutch

705JB-3R31/1J (Cont.)

191A342 Idler Gear Base & Shaft
518-196 Idler Gear Retaining Ring
526-175 Idler Gear Thrust Washer
307B845 Start Solenoid
306A196 Start Solenoid Bracket
338B366 Starter Wiring Harness
336A210 Starter to Solenoid Cable
*143B321 Carburetor (Gas)
307P312 Supply Line Fuel Solenoid Valve - Electric
149P558 Supply Line Fuel Strainer

705JB-3R31/1L

Generator - 705JB3N4C
Control - Code 103 (W.D. 611C733)
Code 155 (W.D. 625C631)
Engine - Spec. L—R
112A106 Piston & Pin (2)
113-107 Ring Set (2)
104D430 Crankshaft
103D225 Gear Cover Backplate
103C252 Gear Cover Assy.
103C231 Gear Cover Gasket
104B473 Flywheel
*191B453 Starter Motor - Includes Gear
191A457 Idler Gear Assy.
191B354 Crankshaft Gear & Clutch
191A342 Idler Gear Base & Shaft
518-196 Idler Gear Retaining Ring
526-175 Idler Gear Thrust Washer
307B845 Start Solenoid
306A196 Start Solenoid Bracket
338B366 Starter Wiring Harness
336A210 Starter to Solenoid Cable
*143B321 Carburetor (Gas)
307P312 Supply Line Fuel Solenoid Valve - Electric
149P558 Supply Line Fuel Strainer

705JB-3R/316G

Generator - 705JB3N1B
Control - Code 19 (W.D. 611C430)
Code 141 (W.D. 625C367)
Engine - Spec. G—R
134B1292 Air Housing Cover (Top)
508-21 Housing Cover Grommet (2)
*159B775 Reservoir Tank Assy.

705JB-3R/316J

Generator - 705JB3N1C
Control - Code 73 (W.D. 611C664)
Code 146 (W.D. 625C429)
Engine - Spec. J—R
134B1292 Air Housing Cover (Top)
508-21 Housing Cover Grommet (2)
*159B775 Reservoir Tank Assy.

705JB-3R/363F

Generator - 705JB3N1B
Control - Code 19 (W.D. 611C430)
Code 139 (W.D. 625A23)
Code 141 (W.D. 625C367)
Engine - Spec. F—R
134B1292 Housing Cover (Top)
508-21 Housing Cover Grommet (2)
*159B775 Reservoir Tank Assy.
102B502 Oil Base
333B67 Oil Base Heater
333B88 Heater Box
333A87 Heater Box Cover
508A100 Heater Box Rubber Grommet
309A168 Heater Thermostat

705JB-3R/363J

Generator - 705JB3N1C
Control - Code 73 (W.D. 611C664)
Code 139 (W.D. 625A23)
Code 146 (W.D. 625C429)
Engine - Spec. J—R
134B1292 Housing Cover (Top)
508-21 Housing Cover Grommet (2)
*159B775 Reservoir Tank Assy.
102B548 Oil Base
333B102 Oil Base Heater
333B88 Heater Box
333A87 Heater Box Cover
508A100 Heater Box Rubber Grommet
309A168 Heater Thermostat

* - Refer to Accessory Section for component parts.

MODEL DATA SECTION

705JB-3R/862J

Generator - 705JB3N1C
Control - Code 73 (W.D.611C664)
Code 139 (W.D.625A23)
Code 146 (W.D.625C429)

Engine - Spec. J—R

102B548 Oil Base
333B102 Oil Base Heater
333B88 Heater Box
333A87 Heater Box Cover
508A100 Heater Box Rubber Grommet
309A168 Heater Thermostat
*143B321 Carburetor (Gas)

705JB-3R/1018J

Generator - 705JB3N1C
Control - Code 73 (W.D.611C664)
Code 130 (W.D.612B1543)
Code 146 (W.D.625C429)

Engine - Spec. J—R

*143B305 Carburetor (Gas-Gaso.)
*405A1413 Housing Assembly

705JB-3R/1027F

Generator - 705JB3N1C
Control - Code 19 (W.D.611C430)
Code 130 (W.D.612B1543)
Code 139 (W.D.625A23)
Code 146 (W.D.625C429)

Engine - Spec. F—R

102B502 Oil Base
333B67 Oil Base Heater
333B88 Heater Box
333A87 Heater Box Cover
508A100 Heater Box Rubber Grommet
309A168 Heater Thermostat
*405A1356 Housing Assembly
*159A820 Fuel Tank Assy.

705JB-3R/1027G

Generator - 705JB3N1C
Control - Code 19 (W.D.611C430)
Code 130 (W.D.612B1543)
Code 139 (W.D.625A23)
Code 146 (W.D.625C429)

Engine - Spec. G—R

102B502 Oil Base
333B67 Oil Base Heater
333B88 Heater Box
333A87 Heater Box Cover
508A100 Heater Box Rubber Grommet
309A168 Heater Thermostat
*405A1356 Housing Assembly
*159A820 Fuel Tank Assy.

705JB-3R/1041G

Generator - 705JB3N1C
Control - Code 19 (W.D.611C430)
Code 130 (W.D.612B1543)
Code 146 (W.D.625C429)

Engine - Spec. G—R

*405A1356 Housing Assembly
*159A820 Fuel Tank Assy.

705JB-3R/1041J

Generator - 705JB3N1C
Control - Code 73 (W.D.611C664)
Code 130 (W.D.612B1543)
Code 146 (W.D.625C429)

Engine - Spec. J—R

*405A1413 Housing Assembly
*159A820 Fuel Tank Assy.

705JB-3R/1075J

Generator - 705JB3N1C
Control - Code 73 (W.D.611C664)
Code 130 (W.D.612B1543)
Code 146 (W.D.625C429)

Engine - Spec. J—R

*143B321 Carburetor (Gas)
*405A1413 Housing Assembly

705JB-3R/1194H

Generator - 705JB3N1C
Control - Code 29 (W.D.611C528)
Code 139 (W.D.625A23)
Code 146 (W.D.625C429)

Engine - Spec. H—R

102B548 Oil Base
333B102 Oil Base Heater
333B88 Heater Box
333A87 Heater Box Cover
508A100 Heater Box Rubber Grommet
309A168 Heater Thermostat
*123K748 Oil Level Maintainer Kit
*143B279 Carb. (Gas-Gasoline)

705JB-3R131/1H

Generator - 705JB3N1C
Control - Code 57 (W.D.611C637)
Code 146 (W.D.625C429)

Engine - Spec. H—R

104D430 Crankshaft
103D225 Gear Cover Back-plate
103C252 Gear Cover Assy.
103C231 Gear Cover Gasket
104B473 Flywheel
*191B453 Starting Motor - Includes Gear
191A457 Idler Gear Assy.
191B354 Crankshaft Gear & Clutch

705JB-3R131/1H (Cont.)

191A342 Idler Gear Base & Shaft
518-196 Idler Gear Retaining Ring
526-175 Idler Gear Thrust Washer
307B40 Start Solenoid
306A196 Start Solenoid Bracket
338B327 Starter Wiring Harness
336A989 Starter to Solenoid Cable
*143B280 Carburetor (LPG)
307P312 Supply Line Fuel Solenoid Valve - Electric
149P558 Supply Line Fuel Strainer

705JB-3R131/1J

Generator - 705JB3N1C
Control - Code 57 (W.D.611C637)
Code 146 (W.D.625C429)

Engine - Spec. J—R

104D430 Crankshaft
103D225 Gear Cover Back-plate
103C252 Gear Cover Assy.
103C231 Gear Cover Gasket
104B473 Flywheel
*191B453 Starter Motor - Includes Gear
191A457 Idler Gear Assy.
191B354 Crankshaft Gear & Clutch
191A342 Idler Gear Base & Shaft
518-196 Idler Gear Retaining Ring
526-175 Idler Gear Thrust Washer
307B845 Start Solenoid
306A196 Start Solenoid Bracket
338B366 Starter Wiring Harness
336A989 Starter to Solenoid Cable
*143B321 Carburetor (LPG)
307P312 Supply Line Fuel Solenoid Valve - Electric
149P558 Supply Line Fuel Strainer

* - Refer to Accessory Section for component parts.

MODEL DATA SECTION

27

705JB-3R131/1L

Generator - 705JB3N4C
Control - Code 103 (W.D.611C733)
Code 155 (W.D.625C631)
Engine - Spec. L—R
104D430 Crankshaft
103D225 Gear Cover Backplate
103C252 Gear Cover Assy.
103C231 Gear Cover Gasket
104B473 Flywheel
*191B453 Starter Motor - Incl.
Gear
191A457 Idler Gear Assy.
191B354 Crankshaft Gear &
Clutch
191A342 Idler Gear Base &
Shaft
518-196 Idler Gear Retaining
Ring
526-175 Idler Gear Thrust
Washer
307B845 Start Solenoid
306C196 Start Solenoid Bracket
338B366 Starter Wiring Harness
336A210 Starter to Solenoid
Cable
*143B321 Carburetor (LPG)
307P312 Supply Line Fuel
Solenoid Valve -
Electric
149P558 Supply Line Fuel
Strainer

705JB-3R/1410D

Generator - 705JB3N1B
Control - Code 20 (W.D.611C431)
Code 141 (W.D.625C367)
Engine - Spec. D—R
*134D1249 Air Shutter Assy.

705JB-3R/1535J

Generator - 705JB3N1C
Control - Code 73 (W.D.611C664)
Code 131 (W.D.612B1548)
Code 130 (W.D.612B1543)
Code 139 (W.D.625A23)
Code 146 (W.D.625C429)
Engine - Spec. J—R
102B548 Oil Base
333B102 Oil Base Heater
333B88 Heater Box
333A87 Heater Box Cover
508A100 Heater Box Rubber
Grommet
309A168 Heater Thermostat
*405A1415 Housing Assembly

705JB-3R/1873J

Generator - 705JB3N1C
Control - Code 76 (W.D.611C668)
Code 130 (W.D.612B1543)
Code 146 (W.D.625C429)
Engine - Spec. J—R
102B548 Oil Base
333B102 Oil Base Heater
333B88 Heater Box
333A87 Heater Box Cover
508A100 Heater Box Rubber
Grommet
309A168 Heater Thermostat
*143B321 Carburetor (Gas)
*405A1413 Housing Assembly

705JB-3R/2055F

Generator - 705JB3N1B
Control - Code 29 (W.D.611C528)
Code 139 (W.D.625A23)
Code 141 (W.D.625C367)
Engine - Spec. F—R
102B502 Oil Base
333B67 Oil Base Heater
333B88 Heater Box
333A87 Heater Box Cover
508A100 Heater Box Rubber
Grommet
309A168 Heater Thermostat
*143B242 Carburetor (Gas)

705JB-3R/2123H

Generator - 705JB3N1C
Control - Code 29 (W.D.611C528)
Code 130 (W.D.612B1543)
Code 146 (W.D.625C429)
Engine - Spec. H—R
*405A1413 Housing Assembly
*159A820 Fuel Tank Assy.

705JB-3R/2219D

Generator - 705JB3N1A
Control - Code 11 (W.D.611C381)
Code 140 (W.D.625C292)
Engine - Spec. D—R
134D1250 Air Outlet Duct

705JB-3R/2219E

Generator - 705JB3N1B
Control - Code 20 (W.D.611C431)
Code 141 (W.D.625C367)
Engine - Spec. E—R
134D1250 Air Outlet Duct

705JB-3R/2219J

Generator - 705JB3N1C
Control - Code 76 (W.D.611C668)
Code 146 (W.D.625C429)
Engine - Spec. J—R
134D1250 Air Outlet Duct

705JB-3R/2405G

Generator - 705JB3N1C
Control - Code 29 (W.D.611C528)
Code 146 (W.D.625C429)
Engine - Spec. G—R
154C695 Exhaust Manifold
155A170 Exhaust Manifold
Flange
154A133 Exhaust Manifold
Flange Gasket

705JB-3R/2406G

Generator - 705JB3N1B
Control - Code 11 (W.D.611C381)
Code 141 (W.D.625C367)
Engine - Spec. G—R
154C695 Exhaust Manifold
155A170 Exhaust Manifold
Flange
154A133 Exhaust Manifold
Flange Gasket

705JB-3R/2406H

Generator - 705JB3N1C
Control - Code 29 (W.D.611C528)
Code 146 (W.D.625C429)
Engine - Spec. H—R
154C695 Exhaust Manifold
155A170 Exhaust Manifold
Flange
154A133 Exhaust Manifold
Flange Gasket

705JB-3R/2406J

Generator - 705JB3N1C
Control - Code 76 (W.D.611C668)
Code 146 (W.D.625C429)
Engine - Spec. J—R
154C695 Exhaust Manifold
155A170 Exhaust Manifold
Flange
154A133 Exhaust Manifold
Flange Gasket

705JB-3R/2442D

Generator - 705JB3N1B
Control - Code 19 (W.D.611C430)
Code 141 (W.D.625C367)
Engine - Spec. D—R
134D1250 Air Outlet Duct
*143B228 Carb. (Gas-Gaso.)

705JB-3R/2442G

Generator - 705JB3N1B
Control - Code 19 (W.D.611C430)
Code 141 (W.D.625C367)
Engine - Spec. G—R
134D1250 Air Outlet Duct
*143B279 Carb. (Gas-Gaso.)

* - Refer to Accessory Section for component parts.

MODEL DATA SECTION

705JB-3R/2442J

Generator - 705JB3N1C
Control - Code 73 (W.D. 611C664)
Code 146 (W.D. 625C429)
Engine - Spec. J—R
134D1250 Air Outlet Duct
*143B305 Carb. (Gas-Gasoline)

705JB-3R/2468E

Generator - 705JB3N1B
Control - Code 19 (W.D. 611C430)
Code 141 (W.D. 625C367)
Engine - Spec. E—R
134D1250 Air Outlet Duct

705JB-3R/2468F

Generator - 705JB3N1B
Control - Code 19 (W.D. 611C430)
Code 141 (W.D. 625C367)
Engine - Spec. F—R
134D1250 Air Outlet Duct

705JB-3R/2468H

Generator - 705JB3N1C
Control - Code 19 (W.D. 611C430)
Code 146 (W.D. 625C429)
Engine - Spec. H—R
134D1250 Air Outlet Duct

705JB-3R/2468J

Generator - 705JB3N1C
Control - Code 73 (W.D. 611C664)
Code 146 (W.D. 625C429)
Engine - Spec. J—R
134D1250 Air Outlet Duct

705JB-3R/2539F

Generator - 705JB3N1B
Control - Code 29 (W.D. 611C528)
Code 141 (W.D. 625C367)
Engine - Spec. F—R
134D1250 Air Outlet Duct
*143B242 Carburetor (Gas)

705JB-3R/2539G

Generator - 705JB3N1B
Control - Code 19 (W.D. 611C430)
Code 141 (W.D. 625C367)
Engine - Spec. G—R
134D1250 Air Outlet Duct
*143B280 Carburetor (Gas)

705JB-3R/2539H

Generator - 705JB3N1C
Control - Code 19 (W.D. 611C430)
Code 146 (W.D. 625C429)
Engine - Spec. H—R
134D1250 Air Outlet Duct
*143B280 Carburetor (Gas)

705JB-3R/2539J

Generator - 705JB3N1C
Control - Code 73 (W.D. 611C664)
Code 146 (W.D. 625C429)
Engine - Spec. J—R
134D1250 Air Outlet Duct
*143B321 Carburetor (Gas)

705JB-3R/2669D

Generator - 705JB3N1A
Control - Code 19 (W.D. 611C430)
Code 141 (W.D. 625C367)
Engine - Spec. D—R
134D1250 Air Outlet Duct
134B1292 Air Housing Cover (Top)
508-21 Housing Cover
Grommet (2)
*159B775 Reservoir Tank
Assy.
502A53 Carburetor Inlet
Elbow

705JB-3R/2669F

Generator - 705JB3N1B
Control - Code 19 (W.D. 611C430)
Code 141 (W.D. 625C367)
Engine - Spec. F—R
134D1250 Air Outlet Duct
134B1292 Air Housing Cover (Top)
508-21 Housing Cover
Grommet (2)
*159B775 Reservoir Tank
Assy.
502A53 Carburetor Inlet
Elbow

705JB-3R/2669G

Generator - 705JB3N1B
Control - Code 19 (W.D. 611C430)
Code 141 (W.D. 625C367)
Engine - Spec. G—R
134D1250 Air Outlet Duct
134B1292 Air Housing Cover
508-21 Housing Cover
Grommet (2)
*159B775 Reservoir Tank
Assy.

705JB-3R/2669H

Generator - 705JB3N1C
Control - Code 19 (W.D. 611C430)
Code 146 (W.D. 625C429)
Engine - Spec. H—R
134D1250 Air Outlet Duct
134B1292 Air Housing Cover (Top)
508-21 Housing Cover
Grommet (2)

705JB-3R/2669H (Cont.)

*159B775 Reservoir Tank
Assy.

705JB-3R/2731J

Generator - 705JB3N1C
Control - Code 76 (W.D. 611C668)
Code 146 (W.D. 625C429)
Engine - Spec. J—R
134D1250 Air Outlet Duct
*143B305 Carb. (Gas-Gaso.)

705JB-3R/2832D

Generator - 705JB3N1B
Control - Code 19 (W.D. 611C430)
Code 141 (W.D. 625C367)
Engine - Spec. D—R
*143B242 Carburetor (Gas)

705JB-3R/2843E

Generator - 705JB3N1B
Control - Code 19 (W.D. 611C430)
Code 141 (W.D. 625C367)
Engine - Spec. E—R
134D1250 Air Outlet Duct
*143B242 Carburetor (Gas)

705JB-3R/2856J

Generator - 705JB3N1C
Control - Code 76 (W.D. 611C668)
Code 146 (W.D. 625C429)
Engine - Spec. J—R
*134D1249 Air Shutter Assy.
134B1292 Air Hsg. Cover (Top)
508-21 Housing Cover
Grommet (2)
*159B775 Reservoir Tank
Assy.

705JB-3R/2888G

Generator - 705JB3N1B
Control - Code 19 (W.D. 611C430)
Code 141 (W.D. 625C367)
Engine - Spec. G—R
*140K677 Oil Bath Air Clnr.
Kit

705JB-3R/2896J

Generator - 705JB3N1C
Control - Code 76 (W.D. 611C668)
Code 146 (W.D. 625C429)
Engine - Spec. J—R
*143B321 Carburetor (Gas)
309P196 Hi-Temp. Cut-off
Switch
309A195 Hi-Temp. Switch
Bracket
508A126 Hi-Temp. Switch
Insulating Washer
508A127 Hi-Temp. Switch
Insulating Bushing

* - Refer to Accessory Section for component parts.

MODEL DATA SECTION

29

705JB-3R/2896J (Cont.)

332A876 Hi-Temp. Switch
Terminal

705JB-3R/3089J

Generator - 705JB3N1C
Control - Code 76 (W.D.611C668)
Code 146 (W.D.625C429)
Engine - Spec. J—R
*134D1249 Air Shutter Assy.

705JB-3R/3091F

Generator - 705JB3N1B
Control - Code 38 (W.D.611C552)
Code 139 (W.D.625A23)
Code 141 (W.D.625C367)
Engine - Spec. F—R
102B502 Oil Base
333B67 Oil Base Heater
333B88 Heater Box
333A87 Heater Box Cover
508A100 Heater Box Grommet
309A168 Heater Thermostat
134D1250 Air Outlet Duct
134C1278 Air Housing Cover
(Top)
*159B775 Reservoir Tank Assy.
502A53 Carburetor Inlet Elbow
167A81 Spark Plug (2)
167A1411 Spark Plug Cable -
23-1/4"
167A1412 Spark Plug Cable -
29-1/4"
508-4 Blower Housing
Grommet
336A1360 Coil to Breaker Box
Lead
312P83 Ignition Coil Condenser
301C1975 Ignition Coil Box
301B1994 Coil Box Cover
301A1873 Ignition Coil Clamp
160B824 Coil Box Mtg. Bracket

705JB-3R/3123H

Generator - 705JB3N1C
Control - Code 29 (W.D.611C528)
Code 139 (W.D.625A23)
Code 146 (W.D.625C429)
Engine - Spec. F—R
102B548 Oil Base
333B102 Oil Base Heater
333B88 Heater Box
333A87 Heater Box Cover
508A100 Heater Box Grommet
309A168 Heater Thermostat
134D1250 Air Outlet Duct
*143B279 Carburetor (Gas)

705JB-3R/3139F

Generator - 705JB3N1B
Control - Code 29 (W.D.611C528)
Code 141 (W.D.625C367)
Engine - Spec. F—R
*134D1249 Air Shutter Assy.
*143B242 Carburetor (Gas)

705JB-3R/3139J

Generator - 705JB3N1C
Control - Code 76 (W.D.611C668)
Code 146 (W.D.625C429)
Engine - Spec. J—R
*134D1249 Air Shutter Assy.
*143B321 Carburetor (Gas)

705JB-3R/3145J

Generator - 705JB3N1C
Control - Code 76 (W.D.611C668)
Code 137 (W.D.615B199)
Code 146 (W.D.625C429)
Engine - Spec. J—R
*143B321 Carburetor (Gas)
*140K677 Oil Bath Air Cleaner
Kit

705JB-3R/3161F

Generator - 705JB3N1B
Control - Code 19 (W.D.611C430)
Code 141 (W.D.625C367)
Engine - Spec. F—R
134D1250 Air Outlet Duct
*140K677 Oil Bath Air Cleaner
Kit

705JB-3R/3195J

Generator - 705JB3N1C
Control - Code 73 (W.D.611C664)
Code 146 (W.D.625C429)
Engine - Spec. J—R
*143B321 Carburetor (Gas)
309P196 Hi-Temp. Cut-off
Switch
309A195 Hi-Temp. Switch
Bracket
508A126 Hi-Temp. Switch
Insulating Washer
508A127 Hi-Temp. Switch
Insulating Bushing
332A876 Hi-Temp. Terminal

705JB-3R/3219J

Generator - 705JB3N1C
Control - Code 73 (W.D.611C664)
Code 139 (W.D.625A23)
Code 146 (W.D.625C429)
Engine - Spec. J—R
102B548 Oil Base
333B102 Oil Base Heater

705JB-3R/3219J (Cont.)

333B88 Heater Box
333A87 Heater Box Cover
508A100 Heater Box
Grommet
309A168 Heater Thermostat
*134D1249 Air Shutter Assy.
134B1292 Air Housing Cover
(Top)
508-21 Housing Cover
Grommet (2)
*159B775 Reservoir Tank
Assy.

705JB-3R/3365F

Generator - 705JB3N1B
Control - Code 19 (W.D.611C430)
Code 141 (W.D.625C367)
Engine - Spec. F—R
134D1250 Air Outlet Duct
134B1292 Air Housing Cover
(Top)
508-21 Housing Cover
Grommet (2)
*159B775 Reservoir Tank
Assy.

705JB-3R/3365G

Generator - 705JB3N1B
Control - Code 29 (W.D.611C528)
Code 141 (W.D.625C367)
Engine - Spec. G—R
134D1250 Air Outlet Duct
134B1292 Air Housing Cover
(Top)
508-21 Housing Cover
Grommet (2)
*159B775 Reservoir Tank
Assy.

705JB-3R/3399G

Generator - 705JB3N1B
Control - Code 19 (W.D.611C430)
Code 141 (W.D.625C367)
Engine - Spec. G—R
*134D1249 Air Shutter Assy.

705JB-3R/3399J

Generator - 705JB3N1C
Control - Code 73 (W.D.611C664)
Code 146 (W.D.625C429)
Engine - Spec. J—R
*134D1249 Air Shutter Assy.

705JB-3R/3401F

Generator - 705JB3N1B
Control - Code 19 (W.D.611C430)
Code 139 (W.D.625A23)
Code 141 (W.D.625C367)

* - Refer to Accessory Section for component parts.

MODEL DATA SECTION

705JB-3R/3401F (Cont.)

Engine - Spec. F — R

- 102B502 Oil Base
- 333B67 Oil Base Heater
- 333B88 Heater Box
- 333A87 Heater Box Cover
- 508A100 Heater Box Grommet
- 309A168 Heater Thermostat
- 134B1292 Air Housing Cover (Top)
- 508-21 Housing Cover Grommet (2)
- *159B775 Reservoir Tank Assy.
- 149P554 Electric Fuel Pump - 12-V.
- 149A982 Fuel Pump Bracket
- 502-65 Fuel Pump Inlet Elbow
- 502-2 Fuel Pump Outlet Elbow

705JB-3R/3409J

Generator - 705JB3N1C

- Control - Code 76 (W.D.611C668)
- Code 130 (W.D.612B1543)
- Code 139 (W.D.625A23)
- Code 146 (W.D.625C429)

Engine - Spec. J — R

- 102B548 Oil Base
- 333B102 Oil Base Heater
- 333B88 Heater Box
- 333A87 Heater Box Cover
- 508A100 Heater Box Grommet
- 309A168 Heater Thermostat
- *143B305 Carb. (Gas-Gasoline)
- *405A1413 Housing Assembly

705JB-3R/3454F

Generator - 705JB3N1C

- Control - Code 19 (W.D.611C430)
- Code 130 (W.D.612B1543)
- Code 141 (W.D.625C367)

Engine - Spec. F — R

- *143B242 Carburetor (Gas)
- *405A1356 Housing Assembly

705JB-3R/3454G

Generator - 705JB3N1B

- Control - Code 19 (W.D.611C430)
- Code 130 (W.D.612B1543)
- Code 141 (W.D.625C367)

Engine - Spec. G — R

- *143B280 Carburetor (Gas)
- *405A1356 Housing Assembly

705JB-3R/3459G

Generator - 705JB3N1B

- Control - Code 29 (W.D.611C528)
- Code 141 (W.D.625C367)

Engine - Spec. G — R

705JB-3R/3459G (Cont.)

- 102B502 Oil Base
- 333B67 Oil Base Heater
- 333B88 Heater Box
- 333A87 Heater Box Cover
- 508A100 Heater Box Grommet
- 309A168 Heater Thermostat
- *134D1249 Air Shutter Assy.
- *143B280 Carburetor (Gas)

705JB-3R/3518G

Generator - 705JB3N1B

- Control - Code 19 (W.D.611C430)
- Code 141 (W.D.625C367)

Engine - Spec. G — R

- *134D1249 Air Shutter Assy.
- *143B280 Carburetor (Gas)

705JB-3R/3518H

Generator - 705JB3N1C

- Control - Code 19 (W.D.611C430)
- Code 146 (W.D.625C429)

Engine - Spec. H — R

- *134D1249 Air Shutter Assy.
- *143B280 Carburetor (Gas)

705JB-3R/3587G

Generator - 705JB3N1C

- Control - Code 19 (W.D.611C430)
- Code 130 (W.D.612B1543)
- Code 139 (W.D.625A23)
- Code 146 (W.D.625C429)

Engine - Spec. G — R

- 102B502 Oil Base
- 333B67 Oil Base Heater
- 333B88 Heater Box
- 333A87 Heater Box Cover
- 508A100 Heater Box Grommet
- 309A168 Heater Thermostat
- *123K748 Oil Level Maintainer Kit
- *143B280 Carburetor (Gas)
- *405A1356 Housing Assembly

705JB-3R/3595J

Generator - 705JB3N1C

- Control - Code 73 (W.D.611C664)
- Code 146 (W.D.625C429)

Engine - Spec. J — R

- 154C695 Exhaust Manifold
- 155A170 Exhaust Manifold Flange
- 154A133 Exhaust Manifold Flange Gasket

705JB-3R/3599G

Generator - 705JB3N1C

- Control - Code 29 (W.D.611C528)

705JB-3R/3599G (Cont.)

Control - Code 146 (W.D.625C429)

Engine - Spec. G — R

- 154C695 Exhaust Manifold
- 155A170 Exhaust Manifold Flange
- 154A133 Exhaust Manifold Flange Gasket

705JB-3R/3606G

Generator - 705JB3N1C

- Control - Code 19 (W.D.611C430)
- Code 133 (W.D.612B1786)
- Code 130 (W.D.612B1543)
- Code 146 (W.D.625C429)

Engine - Spec. G — R

- *405A1356 Housing Assembly
- *159A820 Fuel Tank Assy.

705JB-3R/3663H

Generator - 705JB3N1C

- Control - Code 29 (W.D.611C528)
- Code 146 (W.D.625C429)

Engine - Spec. H — R

- *134D1249 Air Shutter Assy.
- *143B279 Carb. (Gas-Gaso.)

705JB-3R/3663J

Generator - 705JB3N1C

- Control - Code 76 (W.D.611C668)
- Code 146 (W.D.625C429)

Engine - Spec. J — R

- *134D1249 Air Shutter Assy.
- *143B305 Carb. (Gas-Gaso.)

705JB-3R/3686G

Generator - 705JB3N1B

- Control - Code 19 (W.D.611C430)
- Code 139 (W.D.625A23)
- Code 141 (W.D.625C367)

Engine - Spec. G — R

- 134D1250 Air Outlet Duct
- 134B1292 Air Housing Cover (Top)

- 508-21 Housing Cover Grommet (2)

- *159B775 Reservoir Tank Assy.

- 149P554 Electric Fuel Pump - 12V.

- 149A982 Fuel Pump Bracket
- 502-65 Fuel Pump Inlet Elbow

- 502-2 Fuel Pump Outlet Elbow

705JB-3R/3687J

Generator - 705JB3N1C

- Control - Code 100 (W.D.611C728)
- Code 130 (W.D.612B1543)

* - Refer to Accessory Section for component parts.

MODEL DATA SECTION

31

705JB-3R/3687J (Cont.)

Control - Code 146 (W.D. 625C429)
 Engine - Spec. J—R
 *134D1249 Air Shutter Assy.
 *405A1416 Housing Assembly
 *159A820 Fuel Tank Assy.

705JB-3R/3692G

Generator - 705JB3N1C
 Control - Code 49 (W.D. 611C613)
 Code 141 (W.D. 625C367)
 Engine - Spec. G—R
 102B502 Oil Base
 333B67 Oil Base Heater
 333B88 Heater Box
 333A87 Heater Box Cover
 508A100 Heater Box Grommet
 309A168 Heater Thermostat
 *134D1536 Air Shutter Assy.
 *143B280 Carburetor (Gas)

705JB-3R/3695J

Generator - 705JB3N1C
 Control - Code 76 (W.D. 611C668)
 Code 130 (W.D. 612B1543)
 Code 139 (W.D. 625A23)
 Code 146 (W.D. 625C429)
 Engine - Spec. J—R
 102B548 Oil Base
 333B102 Oil Base Heater
 333B88 Heater Box
 333A87 Heater Box Cover
 508A100 Heater Box Grommet
 309A168 Heater Thermostat
 *134D1249 Air Shutter Assy.
 *143B321 Carburetor (Gas)
 *405A1413 Housing Assembly

705JB-3R/3741J

Generator - 705JB3N1C
 Control - Code 73 (W.D. 611C664)
 Code 139 (W.D. 625A23)
 Code 146 (W.D. 625C429)
 Engine - Spec. J—R
 102B548 Oil Base
 333B102 Oil Base Heater
 333B88 Heater Box
 333A87 Heater Box Cover
 508A100 Heater Box Grommet
 309A168 Heater Thermostat
 *134D1249 Air Shutter Assy.

705JB-3R/3784H

Generator - 705JB3N1C
 Control - Code 19 (W.D. 611C430)
 Code 146 (W.D. 625C429)
 Engine - Spec. H—R
 134D1250 Air Outlet Duct
 *143B280 Carburetor (Gas)
 403B679 Skid Base

705JB-3R/3784H (Cont.)

416A501 Battery Bracket (2)
 416B502 Battery Hold-down
 Frame
 402B283 Mtg. Cushion -
 Front (2)
 402B285 Mtg. Cushion - Rear
 (2)

705JB-3R/3819G

Generator - 705JB3N1B
 Control - Code 19 (W.D. 611C430)
 Code 141 (W.D. 625C367)
 Engine - Spec. G—R
 134D1250 Air Outlet Duct
 309P162 Hi-Temp. Cut-off
 Switch
 *143B280 Carburetor (Gas)

705JB-3R/3851G

Generator - 705JB3N1B
 Control - Code 29 (W.D. 611C528)
 Code 139 (W.D. 625A23)
 Code 141 (W.D. 625C367)
 Engine - Spec. G—R
 102B502 Oil Base
 333B67 Oil Base Heater
 333B88 Heater Box
 333A87 Heater Box Cover
 508A100 Heater Box Grommet
 309A168 Heater Thermostat
 134D1250 Air Outlet Duct
 309P162 Hi-Temp. Cut-off
 Switch
 134B1292 Air Hsg. Cover
 (Top)
 508-21 Housing Cover
 Grommet (2)
 *159B775 Reservoir Tank
 Assy.

705JB-3R/3903G

Generator - 705JB3N1C
 Control - Code 19 (W.D. 611C430)
 Code 130 (W.D. 612B1543)
 Code 139 (W.D. 625A23)
 Code 146 (W.D. 625C429)
 Engine - Spec. G—R
 102B502 Oil Base
 333B67 Oil Base Heater
 333B88 Heater Box
 333A87 Heater Box Cover
 508A100 Heater Box
 Grommet
 309A168 Heater Thermostat
 *123K748 Oil Level Main-
 tainer Kit
 *143B280 Carburetor (Gas)

705JB-3R/3926H

Generator - 705JB3N1C
 Control - Code 56 (W.D. 611C634)
 Code 130 (W.D. 612B1543)
 Code 139 (W.D. 625A23)
 Code 146 (W.D. 625C429)
 Engine - Spec. H—R
 102B548 Oil Base
 333B102 Oil Base Heater
 333B88 Heater Box
 333A87 Heater Box Cover
 508A100 Heater Box
 Grommet
 309A168 Heater Thermostat
 *134D1249 Air Shutter Assy.
 *405A1416 Housing Assembly
 *143B280 Carburetor (Gas)

705JB-3R/3969H

Generator - 705JB3N1C
 Control - Code 19 (W.D. 611C430)
 Code 132 (W.D. 612B1559)
 Code 130 (W.D. 612B1543)
 Code 146 (W.D. 625C429)
 Engine - Spec. H—R
 *134D1249 Air Shutter Assy.
 *143B280 Carburetor (Gas)
 *405A1415 Housing Assembly

705JB-3R/4018H

Generator - 705JB/108
 Control - Code 62 (W.D. 611C648)
 Code 130 (W.D. 612B1543)
 Code 139 (W.D. 625A23)
 Code 146 (W.D. 625C429)
 Code 154 (W.D. 625A592)
 Engine - Spec. H—R
 102B548 Oil Base
 333B102 Oil Base Heater
 333B88 Heater Box
 333A87 Heater Box Cover
 508A100 Heater Box
 Grommet
 309A168 Heater Thermostat
 *134D1249 Air Shutter Assy.
 *159B851 Reservoir Tank
 Assy.
 *405A1416 Housing Assembly
 333P69 Space Heater
 309P128 Space Heater
 Thermostat
 301A1886 Space Heater
 Thermostat Cover

705JB-3R/4086H

Generator - 705JB3N1C
 Control - Code 29 (W.D. 611C528)
 Code 139 (W.D. 625A23)
 Code 146 (W.D. 625C429)

* - Refer to Accessory Section for component parts.

MODEL DATA SECTION

705JB-3R/4086H (Cont.)

Engine - Spec. H—R

- 102B548 Oil Base
- 333B102 Oil Base Heater
- 333B88 Heater Box
- 333A87 Heater Box Cover
- 508A100 Heater Box Grommet
- 309A168 Heater Thermostat
- *134D1249 Air Shutter Assy.
- *143B280 Carburetor (Gas)
- 403B679 Skid Base
- 416A501 Battery Bracket (2)
- 416B502 Battery Hold-down Frame
- 402B283 Mtg. Cushion - Front(2)
- 402B285 Mtg. Cushion - Rear (2)

705JB-3R/4086J

Generator - 705JB3N1C

Control - Code 76 (W.D. 611C668)
Code 139 (W.D. 625A23)
Code 146 (W.D. 625C429)

Engine - Spec. H—R

- 102B548 Oil Base
- 333B102 Oil Base Heater
- 333B88 Heater Box
- 333A87 Heater Box Cover
- 508A100 Heater Box Grommet
- 309A168 Heater Thermostat
- *134D1249 Air Shutter Assy.
- *143B321 Carburetor (Gas)
- 403B679 Skid Base
- 416A501 Battery Bracket (2)
- 416B502 Battery Hold-down Frame
- 402B283 Mtg. Cushion - Front (2)
- 402B285 Mtg. Cushion - Rear (2)

705JB-3R/4205H

Generator - 705JB3N1C

Control - Code 29 (W.D. 611C528)
Code 132 (W.D. 612B1559)
Code 130 (W.D. 612B1543)
Code 146 (W.D. 625C429)

Engine - Spec. H—R

- *134D1249 Air Shutter Assy.
- *405A1415 Housing Assembly

705JB-3R/4205J

Generator - 705JB3N1C

Control - Code 76 (W.D. 611C668)
Code 132 (W.D. 612B1559)
Code 130 (W.D. 612B1543)
Code 146 (W.D. 625C429)

Engine - Spec. J—R

- *134D1249 Air Shutter Assy.
- *405A1415 Housing Assembly

705JB-3R/4210J

Generator - 705JB3N1C

Control - Code 76 (W.D. 611C668)
Code 139 (W.D. 625A23)
Code 146 (W.D. 625C429)

Engine - Spec. J—R

- 102B548 Oil Base
- 333B102 Oil Base Heater
- 333B88 Heater Box
- 333A87 Heater Box Cover
- 508A100 Heater Box Grommet
- 309A168 Heater Thermostat
- *134D1249 Air Shutter Assy.
- *143B321 Carburetor (LPG)

705JB-3R/4253J

Generator - 705JB3N1C

Control - Code 76 (W.D. 611C668)
Code 130 (W.D. 612B1543)
Code 139 (W.D. 625A23)
Code 146 (W.D. 625C429)

Engine - Spec. J—R

- 102B548 Oil Base
- 333B102 Oil Base Heater
- 333B88 Heater Box
- 333A87 Heater Box Cover
- 508A100 Heater Box Grommet
- 309A168 Heater Thermostat
- *143B321 Carburetor (Gas)
- *405A1413 Housing Assembly
- 309P196 Hi-Temp. Cut-off Switch
- 309A195 Hi-Temp. Switch Bracket
- 508A126 Hi-Temp. Switch Insulating Washer
- 508A127 Hi-Temp. Switch Insulating Bushing
- 332A876 Hi-Temp. Switch Terminal

705JB-3R/4300J

Generator - 705JB3N1C

Control - Code 76 (W.D. 611C668)
Code 146 (W.D. 625C429)

Engine - Spec. J—R

- 134D1250 Air Outlet Duct
- 134B1292 Air Housing Cover (Top)
- 508-21 Housing Cover Grommet (2)
- *159B775 Reservoir Tank Assy.

705JB-3R/4311J

Generator - 705JB3N1C

Control - Code 76 (W.D. 611C668)
Code 146 (W.D. 625C429)

705JB-3R/4311J (Cont.)

Engine - Spec. J—R

- *143B321 Carburetor (LPG)

705JB-3R/4315J

Generator - 705JB3N1C

Control - Code 73 (W.D. 611C664)
Code 139 (W.D. 625A23)
Code 146 (W.D. 625C429)

Engine - Spec. J—R

- 102B548 Oil Base
- 333B102 Oil Base Heater
- 333B88 Heater Box
- 333A87 Heater Box Cover
- 508A100 Heater Box Grommet
- 309A168 Heater Thermostat
- *134D1249 Air Shutter Assy.
- *140K661 Carb. Air Pre-Heater Kit
- *143B321 Carburetor (LPG)

705JB-3R/4363J

Generator - 705JB3N1C

Control - Code 76 (W.D. 611C668)
Code 146 (W.D. 625C429)

Engine - Spec. J—R

- *134D1249 Air Shutter Assy.
- *143C321 Carburetor (LPG)

705JB-3R/4387J

Generator - 705JB/108

Control - Code 85 (W.D. 611C693)
Code 133 (W.D. 612B1786)
Code 130 (W.D. 612B1543)
Code 146 (W.D. 625C429)

Engine - Spec. J—R

- *134D1536 Air Shutter Assy.
- *143B321 Carburetor (Gas)
- *405A1415 Housing Assembly

705JB-3R/4413J

Generator - 705JB3N1C

Control - Code 73 (W.D. 611C664)
Code 146 (W.D. 625C429)

Engine - Spec. J—R

- *143B321 Carburetor (LPG)
- 403B679 Skid Base
- 416A501 Battery Bracket (2)
- 416B502 Battery Hold-down Frame
- 402B283 Mtg. Cushion - Front (2)
- 402B285 Mtg. Cushion - Rear (2)

705JB-3R/4459J

Generator - 705JB3N1C

Control - Code 73 (W.D. 611C664)
Code 139 (W.D. 625A23)

* - Refer to Accessory Section for component parts.

MODEL DATA SECTION

33

705JB-3R/4459J (Cont.)

Control - Code 146 (W.D. 625C429)
 Engine - Spec. J—R
 102B548 Oil Base
 333B102 Oil Base Heater
 333B88 Heater Box
 333A87 Heater Box Cover
 508A100 Heater Box Grommet
 309A168 Heater Thermostat
 134D1250 Air Outlet Duct
 *159B827 Reservoir Tank Assy.

705JB-3R/4477J

Generator - 705JB3N1C
 Control - Code 76 (W.D. 611C668)
 Code 146 (W.D. 625C429)
 Engine - Spec. J—R
 134D1250 Air Outlet Duct

705JB-3R/4550J

Generator - 705JB3N1C
 Control - Code 76 (W.D. 611C668)
 Code 130 (W.D. 612B1543)
 Code 139 (W.D. 625A23)
 Code 146 (W.D. 625C429)
 Engine - Spec. J—R
 102B548 Oil Base
 333B102 Oil Base Heater
 333B88 Heater Box
 333A87 Heater Box Cover
 508A100 Heater Box Grommet
 309A168 Heater Thermostat
 *134D1249 Air Shutter Assy.
 *405A1413 Housing Assembly
 *159A820 Fuel Tank Assy.

705JB-3R/4558J

Generator - 705JB3N1C
 Control - Code 105 (W.D. 611C735)
 Code 146 (W.D. 625C429)
 Engine - Spec. J—R
 *143B305 Carb. (Gas-Gasoline)

705JB-3R/4607J

Generator - 705JB/152
 Control - Code 102 (W.D. 611D731)
 Code 156 (W.D. 625C635)
 Engine - Spec. J—R
 102D575 Oil Base
 167A215 Spark Plug (2)
 166B382 Ignition Coil
 166A388 Ignition Coil Bracket
 503-465 Ignition Coil Clamp
 336A1506 Coil to Breaker Point
 Lead
 167A1479 Spark Plug Cable (2)
 337A70 Coil Ground Strap
 134C1278 Air Housing Cover
 (Top)

705JB-3R/4607J (Cont.)

309P197 Hi-Oil Temp. Cut-off Switch
 505-117 Hi-Oil Temp. Switch
 Reducer Bushing

705JB-3R/4608J

Generator - 705JB3N1C
 Control - Code 76 (W.D. 611C668)
 Code 139 (W.D. 625A23)
 Code 146 (W.D. 625C429)
 Engine - Spec. J—R
 102B548 Oil Base
 333B102 Oil Base Heater
 333B88 Heater Box
 333A87 Heater Box Cover
 508A100 Heater Box Grommet
 309A168 Heater Thermostat
 134D1250 Air Outlet Duct

705JB-3R/4655J

Generator - 705JB3N1C
 Control - Code 73 (W.D. 611C664)
 Code 139 (W.D. 625A23)
 Code 146 (W.D. 625C429)
 Engine - Spec. J—R
 102B548 Oil Base
 333B102 Oil Base Heater
 333B88 Heater Box
 333A87 Heater Box Cover
 508A100 Heater Box Grommet
 309A168 Heater Thermostat
 134D1250 Air Outlet Duct
 134B1292 Air Housing Cover
 (Top)
 508-21 Housing Cover
 Grommet (2)
 *159B827 Reservoir Tank
 Assy.

705JB-3R/4749J

Generator - 705JB3N1C
 Control - Code 76 (W.D. 611C668)
 Code 139 (W.D. 625A23)
 Code 146 (W.D. 625C429)
 Engine - Spec. J—R
 102B548 Oil Base
 333B102 Oil Base Heater
 333B88 Heater Box
 333A87 Heater Box Cover
 508A100 Heater Box Grommet
 309A168 Heater Thermostat
 134D1250 Air Outlet Duct
 309P196 Hi-Temp. Cut-off
 Switch
 309A195 Hi-Temp. Switch
 Bracket
 508A126 Hi-Temp. Switch
 Insulating Washer

705JB-3R/4749J (Cont.)

508A127 Hi-Temp. Switch
 Insulating Bushing
 332A876 Hi-Temp. Switch
 Terminal
 *143B321 Carburetor (LPG)

705JB-3R/4755J

Generator - 705JB3N1C
 Control - Code 76 (W.D. 611C668)
 Code 138 (W.D. 615B285)
 Code 139 (W.D. 625A23)
 Code 146 (W.D. 625C429)
 Engine - Spec. J—R
 102B548 Oil Base
 333B102 Oil Base Heater
 333B88 Heater Box
 333A87 Heater Box Cover
 508A100 Heater Box
 Grommet
 309A168 Heater Thermostat
 134D1250 Air Outlet Duct
 309P196 Hi-Temp. Cut-off
 Switch
 309A195 Hi-Temp. Switch
 Bracket
 508A126 Hi-Temp. Switch
 Insulating Washer
 508A127 Hi-Temp. Switch
 Insulating Bushing
 332A876 Hi-Temp. Switch
 Terminal
 *143B305 Carb. (Gas-Gaso.)
 403B679 Skid Base
 416A501 Battery Bracket (2)
 416B502 Battery Hold-down
 Frame
 402B283 Mtg. Cushion -
 Front (2)
 402B285 Mtg. Cushion -
 Rear (2)

705JB-3R/4756J

Generator - 705JB3N1C
 Control - Code 76 (W.D. 611C668)
 Code 138 (W.D. 615B285)
 Code 139 (W.D. 625A23)
 Code 146 (W.D. 625C429)
 Engine - Spec. J—R
 102B548 Oil Base
 333B102 Oil Base Heater
 333B88 Heater Box
 333A87 Heater Box Cover
 508A100 Heater Box
 Grommet
 309A168 Heater Thermostat
 134D1250 Air Outlet Duct
 309P196 Hi-Temp. Cut-off
 Switch

* - Refer to Accessory Section for component parts.

MODEL DATA SECTION

705JB-3R/4756J (Cont.)

309A195 Hi-Temp. Switch Bracket
 508A126 Hi-Temp. Switch Insulating Washer
 508A127 Hi-Temp. Switch Insulating Bushing
 332A876 Hi-Temp. Switch Terminal
 *123K748 Oil Level Maintainer Kit
 *143B305 Carb. (Gas-Gasoline)
 403B679 Skid Base
 416A501 Battery Bracket (2)
 416B502 Battery Hold-down Frame
 402B283 Mtg. Cushion - Front (2)
 402B285 Mtg. Cushion - Rear (2)

705JB-3R/4779J

Generator - 705JB3N1C
 Control - Code 73 (W.D.611C664)
 Code 131 (W.D.612B1548)
 Code 130 (W.D.612B1543)
 Code 146 (W.D.625C429)
 Engine - Spec. J—R
 *134D1249 Air Shutter Assy.
 *405A1415 Housing Assembly
 *159A820 Fuel Tank Assy.

705JB-3R/4821J

Generator - 705JB/108
 Control - Code 85 (W.D.611C693)
 Code 146 (W.D.625C429)
 Engine - Spec. J—R
 *134D1536 Air Shutter Assy.
 *143B321 Carburetor (Gas)

705JB-3R/4960J

Generator - 705JB3N1C
 Control - Code 73 (W.D.611C664)
 Code 133 (W.D.612B1786)
 Code 130 (W.D.612B1543)
 Code 139 (W.D.625A23)
 Code 146 (W.D.625C429)
 Engine - Spec. J—R
 102B548 Oil Base
 333B102 Oil Base Heater
 333B88 Heater Box
 333A87 Heater Box Cover
 508A100 Heater Box Grommet
 309A168 Heater Thermostat
 *134D1249 Air Shutter Assy.
 *405A1415 Housing Assembly
 *159A820 Fuel Tank Assy.

705JB-3R4/4878J

Generator - 705JB3N3C
 Control - Code 113 (W.D.611C764)
 Code 146 (W.D.625C429)
 Engine - Spec. J—R
 *134D1249 Air Shutter Assy.
 *140K661 Carb. Air Pre-heater Kit
 *143B321 Carburetor (Gas)
 *191A443 Starter Motor
 166B437 Ignition Coil - 24V
 166A388 Ignition Coil Bracket
 503-465 Ignition Coil Clamp
 167A1499 Spark Plug Cable (2)
 353B13 Fixed Ignition Resistor

705JB-3R/5036J

Generator - 705JB/152
 Control - Code 119 (W.D.611D777)
 Code 156 (W.D.625C635)
 Engine - Spec. J—R
 102D575 Oil Base
 134C1278 Air Housing Cover (Top)
 166B382 Ignition Coil
 166A388 Ignition Coil Bracket
 503-465 Ignition Coil Clamp
 167A1479 Spark Plug Cable (2)
 337A70 Coil Ground Strap
 167A215 Spark Plug (2)
 336A1506 Coil to Breaker Point Lead

705JB-3R/5155J

Generator - 705JB3N1C
 Control - Code 76 (W.D.611C668)
 Code 137 (W.D.615B199)
 Code 146 (W.D.625C429)
 Engine - Spec. J—R
 403B679 Skid Base
 402B283 Mtg. Cushion - Front (2)
 402B285 Mtg. Cushion - Rear (2)
 416A501 Battery Bracket (2)
 416B502 Battery Hold-down Frame

705JB-3R17/1041J

Generator - 10JC3N1C
 Control - Code 73 (W.D.611C664)
 Code 144 (W.D.625C423)
 Engine - Spec. J—R
 *134D1249 Air Shutter Assy.
 *140K661 Carb. Air Pre-heater Kit
 *405A1416 Housing Assembly
 *159A820 Fuel Tank Assy.

705JB-3R30/1543L

Generator - 705JB3N4C
 Control - Code 103 (W.D.611C733)
 Code 136 (W.D.612B2420)
 Code 131 (W.D.612B1548)
 Code 155 (W.D.625C631)
 Engine - Spec. L—R
 104D430 Crankshaft
 103D225 Gear Cover Back-plate
 103C252 Gear Cover Assy.
 103C231 Gear Cover Gasket
 *191B453 Starter Motor - Includes Gear
 191A457 Idler Gear Assy.
 191B354 Crankshaft Gear & Clutch
 191A342 Idler Gear Base & Shaft
 518-196 Idler Gear Retaining Ring
 526-175 Idler Gear Thrust Washer
 307B845 Start Solenoid
 306A196 Start Solenoid Bracket
 336A989 Starter to Solenoid Cable
 338B366 Starter Wiring Harness
 *405A1414 Housing Assembly
 *159B775 Reservoir Tank Assy.
 134B1292 Air Housing Cover (Top)
 508-21 Housing Cover Grommet (2)
 415K3 Underground Fuel Tank (55-gal.)
 415K7 Fuel Line Kit (25-ft. x 5/16) Incl. Fittings

705JB-3R31/2468H

Generator - 705JB3N1C
 Control - Code 57 (W.D.611C637)
 Code 146 (W.D.625C429)
 Engine - Spec. H—R
 104D430 Crankshaft
 103D225 Gear Cover Back-plate
 103C252 Gear Cover Assy.
 103C231 Gear Cover Gasket
 *191B453 Starter Motor - Includes Gear
 191A457 Idler Gear Assy.
 191B354 Crankshaft Gear & Clutch
 191A342 Idler Gear Base & Shaft

* - Refer to Accessory Section for component parts.

MODEL DATA SECTION

35

705JB-3R31/2468H (Cont.)

526-175 Idler Gear Thrust Washer
307B40 Start Solenoid
306A196 Start Solenoid Bracket
338B327 Starter Wiring Harness
336A210 Starter to Solenoid Cable
*143B280 Carburetor (Gas)
134D1250 Air Outlet Duct
112A106 Piston & Pin (2)
113-107 Ring Set (2)
307P312 Supply Line Fuel Solenoid Valve - Elec.
149P558 Supply Line Fuel Strainer
518-196 Idler Gear Retaining Ring

705JB-3R31/2468L

Generator - 705JB3N4C
Control - Code 103 (W.D. 611C733)
Code 155 (W.D. 625C631)
Engine - Spec. L—R
112A106 Piston & Pin (2)
113-107 Ring Set (2)
104D430 Crankshaft
103D225 Gear Cover Backplate
103C252 Gear Cover Assy.
103C231 Gear Cover Gasket
*191B453 Starter Motor - Includes Gear
191A457 Idler Gear Assy.
191B354 Crankshaft Gear & Clutch
191A342 Idler Gear Base & Shaft
518-196 Idler Gear Ret. Ring
526-175 Idler Gear Thrust Washer
307B845 Start Solenoid
306A196 Start Solenoid Bracket
338B366 Starter Wiring Harness
336A210 Starter to Solenoid Cable
*143B321 Carburetor (Gas)
134D1250 Air Outlet Duct
307P312 Supply Line Fuel Solenoid Valve - Elec.
149P558 Supply Line Fuel Strainer

705JB-3R31/3275L

Generator - 705JB3N4C
Control - Code 103 (W.D. 611C733)
Code 130 (W.D. 612B1543)
Code 155 (W.D. 625C631)
Engine - Spec. L—R

705JB-3R31/3275L (Cont.)

104D430 Crankshaft
191A457 Idler Gear Assy.
191B354 Crankshaft Gear & Clutch
104B473 Flywheel
191A342 Idler Gear Base & Shaft
518-196 Idler Gear Retaining Ring
526-175 Idler Gear Thrust Washer
*191B453 Starter Motor - Includes Gear
103D225 Gear Cover Backplate
103C252 Gear Cover Assy.
103C231 Gear Cover Gasket
112A106 Piston & Pin (2)
113-107 Ring Set (2)
*134D1249 Air Shutter Assy.
*405A1416 Housing Assembly
307B845 Start Solenoid
306A196 Start Solenoid Bracket
338B366 Starter Wiring Harness
336A210 Starter to Solenoid Cable
*143B321 Carburetor (Gas)
307P312 Supply Line Fuel Solenoid Valve - Electric
149P558 Supply Line Fuel Strainer

705JB-3R31/3694J

Generator - 705JB3N1C
Control - Code 57 (W.D. 611C637)
Code 139 (W.D. 625A23)
Code 146 (W.D. 625C429)
Engine - Spec. J—R
102B548 Oil Base
333B102 Oil Base Heater
333B88 Heater Box
333A87 Heater Box Cover
508A100 Heater Box Grommet
309A168 Heater Thermostat
112A106 Piston & Pin (2)
113-107 Ring Set (2)
104D430 Crankshaft
103D225 Gear Cover Backplate
103C252 Gear Cover Assy.
103C231 Gear Cover Gasket
*191B453 Starter Motor - Includes Gear
191A457 Idler Gear Assy.

705JB-3R31/3694J (Cont.)

191B354 Crankshaft Gear & Clutch
191A342 Idler Gear Base & Shaft
518-196 Idler Gear Retaining Ring
526-175 Idler Gear Thrust Washer
307B845 Start Solenoid
306A196 Start Solenoid Bracket
338B366 Starter Wiring Harness
336A210 Starter to Solenoid Cable
*143B321 Carburetor (Gas)
134D1250 Air Outlet Duct
307P312 Supply Line Fuel Solenoid Valve - Electric
149P558 Supply Line Fuel Strainer

705JB-3R131/2468H

Generator - 705JB3N1C
Control - Code 57 (W.D. 611C637)
Code 146 (W.D. 625C429)
Engine - Spec. H—R
104D430 Crankshaft
103D225 Gear Cover Backplate
103C252 Gear Cover Assy.
103C231 Gear Cover Gasket
*191B453 Starter Motor - Includes Gear
191A457 Idler Gear Assy.
191B354 Crankshaft Gear & Clutch
191A342 Idler Gear Base & Shaft
518-196 Idler Gear Retaining Ring
526-175 Idler Gear Thrust Washer
307B40 Start Solenoid
306A196 Start Solenoid Bracket
338B327 Starter Wiring Harness
336A989 Starter to Solenoid Cable
*143B280 Carburetor (LPG)
134D1250 Air Outlet Duct
307P312 Supply Line Fuel Solenoid Valve - Electric
149P558 Supply Line Fuel Strainer

* - Refer to Accessory Section for component parts.

MODEL DATA SECTION

705JB-3R131/2468J

Generator - 705JB3N1C
Control - Code 57 (W.D.611C637)
Code 146 (W.D.625C429)
Engine - Spec. J—R
104D430 Crankshaft
103D225 Gear Cover Backplate
103C252 Gear Cover Assy.
103C231 Gear Cover Gasket
*191B453 Starter Motor -
Includes Gear
191A457 Idler Gear Assy.
191B354 Crankshaft Gear &
Clutch
191A342 Idler Gear Base &
Shaft
518-196 Idler Gear Retaining
Ring
526-175 Idler Gear Thrust
Washer
307B845 Start Solenoid
306A196 Start Solenoid Bracket
338B366 Starter Wiring Harness
336A989 Starter to Solenoid
Cable
*143B321 Carburetor (LPG)
134D1250 Air Outlet Duct
307P312 Supply Line Fuel
Solenoid Valve - Elec.
149P558 Supply Line Fuel
Strainer

705JB-3RV/1E

Generator - 705JB3N1B
Control - Code 19 (W.D.611C430)
Code 141 (W.D.625C367)
Engine - Spec. E—R
Vacu-Flo Cooled

705JB-3RV/1F

Generator - 705JB3N1B
Control - Code 19 (W.D.611C430)
Code 141 (W.D.625C367)
Engine - Spec. F—R
Vacu-Flo Cooled

705JB-3RV/1G

Generator - 705JB3N1B
Control - Code 19 (W.D.611C430)
Code 141 (W.D.625C367)
Engine - Spec. G—R
Vacu-Flo Cooled

705JB-3RV/1H

Generator - 705JB3N1C
Control - Code 19 (W.D.611C430)
Code 146 (W.D.625C429)
Engine - Spec. H—R
Vacu-Flo Cooled

705JB-3RV/1J

Generator - 705JB3N1C
Control - Code 73 (W.D.611C664)
Code 146 (W.D.625C429)
Engine - Spec. J—R
Vacu-Flo Cooled

705JB-3RV/12J

Generator - 705JB3N1C
Control - Code 73 (W.D.611C664)
Code 146 (W.D.625C429)
Engine - Spec. J—R
Vacu-Flo Cooled
*143B305 Carb. (Gas-Gaso.)

705JB-3RV/13G

Generator - 705JB3N1B
Control - Code 19 (W.D.611C430)
Code 141 (W.D.625C367)
Engine - Spec. G—R
Vacu-Flo Cooled
*143B280 Carburetor (Gas)

705JB-3RV/13H

Generator - 705JB3N1C
Control - Code 19 (W.D.611C430)
Code 146 (W.D.625C429)
Engine - Spec. H—R
Vacu-Flo Cooled
*143B280 Carburetor (Gas)

705JB-3RV/13J

Generator - 705JB3N1C
Control - Code 73 (W.D.611C664)
Code 146 (W.D.625C429)
Engine - Spec. J—R
Vacu-Flo Cooled
*143B321 Carburetor (Gas)

705JB-3RV3/1F

Generator - 705JB/54
Control - Code 45 (W.D.611C583)
Code 141 (W.D.625C367)
Engine - Spec. F—R
Vacu-Flo Cooled
*191A443 Starter Motor
160C869 Ignition Coil
304A396 Ignition Resistor
153A114 Choke Cover Assy.
(24V)

705JB-3RV/96F

Generator - 705JB3N1B
Control - Code 29 (W.D.611C528)
Code 141 (W.D.625C367)
Engine - Spec. F—R
Vacu-Flo Cooled

705JB-3RV/96G

Generator - 705JB3N1B
Control - Code 29 (W.D.611C528)
Code 141 (W.D.625C367)
Engine - Spec. G—R
Vacu-Flo Cooled

705JB-3RV/96H

Generator - 705JB3N1C
Control - Code 29 (W.D.611C528)
Code 146 (W.D.625C429)
Engine - Spec. H—R
Vacu-Flo Cooled

705JB-3RV/96J

Generator - 705JB3N1C
Control - Code 76 (W.D.611C668)
Code 146 (W.D.625C429)
Engine - Spec. J—R
Vacu-Flo Cooled

705JB-3RV31/1J

Generator - 705JB3N1C
Control - Code 57 (W.D.611C637)
Code 146 (W.D.625C429)
Engine - Spec. J—R
Vacu-Flo Cooled
112A106 Piston & Pin (2)
113-107 Ring Set (2)
104D430 Crankshaft
103D225 Gear Cover Back-
plate
103C252 Gear Cover Assy.
103C231 Gear Cover Gasket
191A457 Idler Gear Assy.
191B354 Crankshaft Gear &
Clutch
*191B453 Starter Motor -
Includes Gear
191A342 Idler Gear Base &
Shaft
518-196 Idler Gear Retain-
ing Ring
526-175 Idler Gear Thrust
Washer
104B527 Flywheel
307B845 Start Solenoid
306A196 Start Solenoid
Bracket
338B366 Starter Wiring
Harness
336A989 Starter to Solenoid
Cable
*143B321 Carburetor (Gas)
307P312 Supply Line Fuel
Solenoid Valve -
Electric
149P558 Supply Line Fuel
Strainer

* - Refer to Accessory Section for component parts.

MODEL DATA SECTION

37

705JB-3RV31/1L

Generator - 705JB3N4C
Control - Code 103 (W.D. 611C733)
Code 155 (W.D. 625C631)
Engine - Spec. L—R
Vacu-Flo Cooled
104D430 Crankshaft
103D225 Gear Cover Backplate
103C252 Gear Cover Assy.
103C231 Gear Cover Gasket
*191B453 Starter Motor -
Includes Gear
191A457 Idler Gear Assy.
191B354 Crankshaft Gear &
Clutch
191A342 Idler Gear Base &
Shaft
518-196 Idler Gear Retaining
Ring
526-175 Idler Gear Thrust
Washer
104B527 Flywheel
307B845 Start Solenoid
306A196 Start Solenoid Bracket
338B366 Start Wiring Harness
336A989 Start to Solenoid
Cable
*143B321 Carburetor (Gas)
307P312 Supply Line Fuel
Solenoid Valve -
Electric
149P558 Supply Line Fuel
Strainer

705JB-3RV/363J

Generator - 705JB3N1C
Control - Code 73 (W.D. 611C664)
Code 139 (W.D. 625A23)
Code 146 (W.D. 625C429)
Engine - Spec. J—R
Vacu-Flo Cooled
102B548 Oil Base
333B102 Oil Base Heater
333B88 Heater Box
333A87 Heater Box Cover
508A100 Heater Box Grommet
309A168 Heater Thermostat
*159B775 Reservoir Tank Assy.

705JB-3RV3/96J

Generator - 705JB/54
Control - Code 123 (W.D. 611C783)
Code 146 (W.D. 625C429)
Engine - Spec. J—R
Vacu-Flo Cooled
*191A443 Starter Motor - 24V

705JB-3RV/825H

Generator - 705JB3N1C
Control - Code 19 (W.D. 611C430)
Code 146 (W.D. 625C429)
Engine - Spec. H—R
Vacu-Flo Cooled
*123K748 Oil Level Maintainer
Kit

705JB-3RV/825J

Generator - 705JB3N1C
Control - Code 73 (W.D. 611C664)
Code 146 (W.D. 625C429)
Engine - Spec. J—R
Vacu-Flo Cooled
*123K748 Oil Level Maintainer
Kit

705JB-3RV/862J

Generator - 705JB3N1C
Control - Code 73 (W.D. 611C664)
Code 139 (W.D. 625A23)
Code 146 (W.D. 625C429)
Engine - Spec. J—R
Vacu-Flo Cooling
102B548 Oil Base
333B102 Oil Base Heater
333B88 Heater Box
333A87 Heater Box Cover
508A100 Heater Box
Grommet
309A168 Heater Thermostat
*143B280 Carburetor (Gas)

705JB-3RV/1593J

Generator - 705JB3N1C
Control - Code 73 (W.D. 611C664)
Code 146 (W.D. 625C429)
Engine - Spec. J—R
Vacu-Flo Cooled
*159B775 Reservoir Tank Kit
134C1491 Blower Scroll
309P162 Hi-Temp. Cut-off
Switch
338A337 Hi-Temp. Switch
Wiring Harness

705JB-3RV/1791J

Generator - 705JB3N1C
Control - Code 114 (W.D. 611C765)
Code 146 (W.D. 625C429)
Engine - Spec. J—R
Vacu-Flo Cooled
*159B775 Reservoir Tank
Assy.
167A215 Spark Plug (2)
167A1473 Spark Plug Cable (2)
336A1506 Coil to Breaker Box
Lead

705JB-3RV/1791J (Cont.)

166B382 Ignition Coil
166B389 Ignition Coil
Bracket
503-465 Ignition Coil Clamp
337A71 Coil Ground Strap

705JB-3RV/1983F

Generator - 705JB3N1B
Control - Code 29 (W.D. 611C528)
Code 141 (W.D. 625C367)
Engine - Spec. F—R
Vacu-Flo Cooled
*143B242 Carburetor (Gas)

705JB-3RV/2052G

Generator - 705JB3N3B
Control - Code 48 (W.D. 611C607)
Code 141 (W.D. 625C367)
Engine - Spec. G—R
Vacu-Flo Cooled

705JB-3RV/2198G

Generator - 705JB3N1B
Control - Code 29 (W.D. 611C528)
Code 141 (W.D. 625C367)
Engine - Spec. G—R
Vacu-Flo Cooled
134C1491 Blower Scroll
309P162 Hi-Temp. Cut-off
Switch

705JB-3RV/2888J

Generator - 705JB3N1C
Control - Code 73 (W.D. 611C664)
Code 146 (W.D. 625C429)
Engine - Spec. J—R
Vacu-Flo Cooled
*140K677 Oil Bath Air Cleaner
Kit

705JB-3RV/3195G

Generator - 705JB3N1B
Control - Code 19 (W.D. 611C430)
Code 141 (W.D. 625C367)
Engine - Spec. G—R
Vacu-Flo Cooled
*143B280 Carburetor (Gas)
134C1491 Blower Scroll
309P162 Hi-Temp. Cut-off
Switch

705JB-3RV/3356F

Generator - 705JB/49
312A22 Condenser AC (LH)
312A79 Condenser AC (RH)
Control - Code 43 (W.D. 611C575)
Code 150 (W.D. 625C514)
Engine - Spec. F—R

* - Refer to Accessory Section for component parts.

MODEL DATA SECTION

705JB-3RV/3356F (Cont.)

Vacu-Flo Cooled
 134C1491 Blower Scroll
 167A81 Spark Plug (2)
 167A1413 Spark Plug Cable (2)
 336A1361 Coil to Breaker Box
 Lead
 312P83 Ignition Coil Condenser
 301C1975 Ignition Coil Box
 301B1994 Coil Box Cover
 301A1873 Ignition Coil Clamp
 160B818 Coil Box Bracket

705JB-3RV/3595G

Generator - 705JB3N1B
 Control - Code 19 (W.D.611C430)
 Code 141 (W.D.625C367)
 Engine - Spec. G—R
 Vacu-Flo Cooled
 154C695 Exhaust Manifold
 155A170 Exhaust Manifold
 Flange
 154A133 Exhaust Manifold
 Flange Gasket

705JB-3RV/3725G

Generator - 705JB3N1B
 Control - Code 51 (W.D.611C617)
 Code 141 (W.D.625C367)
 Engine - Spec. G—R
 Vacu-Flo Cooled
 134C1491 Blower Scroll
 309P162 Hi-Temp. Cut-off
 Switch
 *140K677 Oil Bath Air Cleaner
 Kit

705JB-3RV/3891G

Generator - 705JB3N1B
 Control - Code 29 (W.D.611C528)
 Code 141 (W.D.625C367)
 Engine - Spec. G—R
 Vacu-Flo Cooled
 134C1491 Blower Scroll
 309P162 Hi-Temp. Cut-off
 Switch
 *143B280 Carburetor (Gas)

705JB-3RV/4247J

Generator - 705JB3N1C
 231E112 Engine to Generator
 Adapter
 Control - Code 76 (W.D.611C668)
 Code 146 (W.D.625C429)
 Engine - Spec. J—R
 Vacu-Flo Cooled
 134C1491 Blower Scroll
 309P162 Hi-Temp. Cut-off
 Switch

705JB-3RV/4380J

Generator - 705JB3N1C
 231E112 Engine to Generator
 Adapter
 Control - Code 76 (W.D.611C668)
 Code 146 (W.D.625C429)
 Engine - Spec. J—R
 Vacu-Flo Cooled

705JB-3RV/4398J

Generator - 705JB3N1C
 231E112 Engine to Generator
 Adapter
 Control - Code 76 (W.D.611C668)
 Code 146 (W.D.625C429)
 Engine - Spec. J—R
 Vacu-Flo Cooled
 *143B321 Carburetor (LPG)

705JB-3RV/4509J

Generator - 705JB3N1C
 Control - Code 76 (W.D.611C668)
 Code 146 (W.D.625C429)
 Engine - Spec. J—R
 Vacu-Flo Cooled
 *143B321 Carburetor (Gas)
 403B679 Skid Base
 416A501 Battery Bracket (2)
 416B502 Battery Hold-down
 Frame
 402B283 Mtg. Cushion -
 Front (2)
 402B285 Mtg. Cushion -
 Rear (2)

705JB-3RV/4641J

Generator - 705JB3N1C
 Control - Code 100 (W.D.611C728)
 Code 146 (W.D.625C429)
 Engine - Spec. J—R
 Vacu-Flo Cooled
 *143B321 Carburetor (Gas)

705JB-3RV/4835J

Generator - 705JB3N1C
 231E112 Generator to Engine
 Adapter
 Control - Code 76 (W.D.611C668)
 Code 146 (W.D.625C429)
 Engine - Spec. J—R
 Vacu-Flo Cooled
 *140K677 Oil Bath Air Cleaner
 Kit

705JB-3RV/4835J

Generator - 705JB3N1C
 231E112 Engine to Generator
 Adapter
 Control - Code 76 (W.D.611C668)

705JB-3RV/4835J (Cont.)

Control - Code 146 (W.D.625C429)
 Engine - Spec. J—R
 Vacu-Flo Cooled
 *140K677 Oil Bath Air Cleaner
 Kit

705JB-3RV/5043J

Generator - 705JB3N1C
 231E112 Engine to Generator
 Adapter
 Control - Code 73 (W.D.611C664)
 Code 146 (W.D.625C429)
 Engine - Spec. J—R
 Vacu-Flo Cooled
 *143B321 Carburetor (Gas)

705JB-4M/1G

Generator - 705JB4N3B
 Control - Code 4 (W.D.602B198)
 Code 141 (W.D.625C367)
 Engine - Spec. G—M

705JB-4M/1H

Generator - 705JB4N3C
 Control - Code 4 (W.D.602B198)
 Code 146 (W.D.625C429)
 Engine - Spec. H—M

705JB-4R/1C

Generator - 705JB4N1B
 Control - Code 21 (W.D.611C434)
 Code 141 (W.D.625C367)
 Engine - Spec. C—R

705JB-4R/1D

Generator - 705JB4N1B
 Control - Code 21 (W.D.611C434)
 Code 141 (W.D.625C367)
 Engine - Spec. D—R

705JB-4R/1E

Generator - 705JB4N1B
 Control - Code 21 (W.D.611C434)
 Code 141 (W.D.625C367)
 Engine - Spec. E—R

705JB-4R/1F

Generator - 705JB4N1B
 Control - Code 21 (W.D.611C434)
 Code 141 (W.D.625C367)
 Engine - Spec. F—R

705JB-4R/1G

Generator - 705JB4N1B
 Control - Code 21 (W.D.611C434)
 Code 141 (W.D.625C367)
 Engine - Spec. G—R

* - Refer to Accessory Section for component parts.

MODEL DATA SECTION

39

705JB-4R/1H

Generator - 705JB4N1C
Control - Code 21 (W.D. 611C434)
Code 146 (W.D. 625C429)
Engine - Spec. H—R

705JB-4R/1J

Generator - 705JB4N1C
Control - Code 74 (W.D. 611C665)
Code 146 (W.D. 625C429)
Engine - Spec. J—R

705JB-4R/12F

Generator - 705JB4N1B
Control - Code 21 (W.D. 611C434)
Code 141 (W.D. 625C367)
Engine - Spec. F—R
*143B228 Carb. (Gas-Gasoline)

705JB-4R/12G

Generator - 705JB4N1B
Control - Code 21 (W.D. 611C434)
Code 141 (W.D. 625C367)
Engine - Spec. G—R
*143B279 Carb. (Gas-Gasoline)

705JB-4R/12H

Generator - 705JB4N1C
Control - Code 21 (W.D. 611C434)
Code 146 (W.D. 625C429)
Engine - Spec. H—R
*143B279 Carb. (Gas-Gasoline)

705JB-4R/12J

Generator - 705JB4N1C
Control - Code 74 (W.D. 611C665)
Code 146 (W.D. 625C429)
Engine - Spec. J—R
*143B305 Carb. (Gas-Gasoline)

705JB-4R/13C

Generator - 705JB4N1B
Control - Code 21 (W.D. 611C434)
Code 141 (W.D. 625C367)
Engine - Spec. C—R
*143B242 Carburetor (Gas)

705JB-4R/13F

Generator - 705JB4N1B
Control - Code 21 (W.D. 611C434)
Code 141 (W.D. 625C367)
Engine - Spec. F—R
*143B242 Carburetor (Gas)

705JB-4R/13G

Generator - 705JB4N1B
Control - Code 21 (W.D. 611C434)
Code 141 (W.D. 625C367)
Engine - Spec. G—R
*143B280 Carburetor (Gas)

705JB-4R/13H

Generator - 705JB4N1C
Control - Code 21 (W.D. 611C434)
Code 146 (W.D. 625C429)
Engine - Spec. H—R
*143B280 Carburetor (Gas)

705JB-4R/13J

Generator - 705JB4N1C
Control - Code 74 (W.D. 611C665)
Code 146 (W.D. 625C429)
Engine - Spec. J—R
*143B321 Carburetor (Gas)

705JB-4R/55H

Generator - 705JB4N1C
Control - Code 30 (W.D. 611C529)
Code 146 (W.D. 625C429)
Engine - Spec. H—R
*143B279 Carb. (Gas-Gaso.)

705JB-4R/96J

Generator - 705JB4N1C
Control - Code 77 (W.D. 611C669)
Code 146 (W.D. 625C429)
Engine - Spec. J—R

705JB-4R31/1H

Generator - 705JB4N1C
Control - Code 58 (W.D. 611C638)
Code 146 (W.D. 625C429)
Engine - Spec. H—R

104D430 Crankshaft
103D225 Gear Cover Back-plate
103C252 Gear Cover Assy.
103C231 Gear Cover Gasket
104B473 Flywheel

*191B453 Starter Motor - Includes Gear

191A457 Idler Gear Assy.
191A342 Idler Gear Base & Shaft

518-196 Idler Gear Retaining Ring

526-175 Idler Gear Thrust Washer

191B354 Crankshaft Gear & Clutch

307B40 Start Solenoid

306A196 Start Solenoid

Bracket

338B327 Starter Wiring Harness

336A210 Starter to Solenoid Cable

*143B280 Carburetor (Gas)

307P312 Supply Line Fuel Solenoid Valve -

Electric

705JB-4R31/1H (Cont.)

149P558 Supply Line Fuel Strainer

705JB-4R31/1J

Generator - 705JB4N1C
Control - Code 58 (W.D. 611C638)
Code 146 (W.D. 625C429)

Engine - Spec. J—R

112A106 Piston & Pin (2)

113-107 Ring Set (2)

104D430 Crankshaft

104B473 Flywheel

103D225 Gear Cover Back-plate

103C252 Gear Cover Assy.

103C231 Gear Cover Gasket

*191B453 Starter Motor - Includes Gear

191A457 Idler Gear Assy.

191A342 Idler Gear Base & Shaft

518-196 Idler Gear Retaining Ring

526-175 Idler Gear Thrust Washer

191B354 Crankshaft Gear & Clutch

307B845 Start Solenoid

306A196 Start Solenoid Bracket

338B366 Starter Wiring Harness

336A210 Starter to Solenoid Cable

*143B321 Carb. (Gas-Gaso.)

307P312 Supply Line Fuel Solenoid Valve -

Electric

149P558 Supply Line Fuel Strainer

705JB-4R31/1L

Generator - 705JB4N4C
Control - Code 104 (W.D. 611C734)
Code 155 (W.D. 625C631)

Engine - Spec. L—R

112A106 Piston & Pin (2)

113-107 Ring Set (2)

104D430 Crankshaft

103D225 Gear Cover Back-plate

103C252 Gear Cover Assy.

103C231 Gear Cover Gasket

104B473 Flywheel

*191B453 Starter Motor - Includes Gear

191A457 Idler Gear Assy.

191A342 Idler Gear Base & Shaft

* - Refer to Accessory Section for component parts.

MODEL DATA SECTION

705JB-4R31/1L (Cont.)

518-196 Idler Gear Retaining Ring
526-175 Idler Gear Thrust Washer
191B354 Crankshaft Gear & Clutch
307B845 Start Solenoid
306A196 Start Solenoid Bracket
338B366 Starter Wiring Harness
336A210 Starter to Solenoid Cable
*143B321 Carburetor (Gas)
307P312 Supply Line Fuel Solenoid Valve - Elec.
149P558 Supply Line Fuel Strainer

705JB-4R/316G

Generator - 705JB4N1B
Control - Code 21 (W.D. 611C434)
Code 141 (W.D. 625C367)
Engine - Spec. G—R
134B1292 Air Housing Cover (Top)
508-21 Housing Cover Grommet (2)
*159B775 Reservoir Tank Assy.

705JB-4R/316H

Generator - 705JB4N1C
Control - Code 21 (W.D. 611C434)
Code 146 (W.D. 625C429)
Engine - Spec. H—R
134B1292 Air Housing Cover (Top)
508-21 Housing Cover Grommet (2)
*159B775 Reservoir Tank Assy.

705JB-4R/316J

Generator - 705JB4N1C
Control - Code 74 (W.D. 611C665)
Code 146 (W.D. 625C429)
Engine - Spec. J—R
134B1292 Air Housing Cover (Top)
508-21 Housing Cover Grommet (2)
*159B775 Reservoir Tank Assy.

705JB-4R/363F

Generator - 705JB4N1B
Control - Code 21 (W.D. 611C434)
Code 139 (W.D. 625A23)
Code 141 (W.D. 625C367)
Engine - Spec. F—R
102B502 Oil Base
333B67 Oil Base Heater
333B88 Heater Box
333A87 Heater Box Cover

705JB-4R/363F (Cont.)

508A100 Heater Box Grommet
309A168 Heater Thermostat
134B1292 Air Housing Cover (Top)
508-21 Housing Cover Grommet (2)
*159B775 Reservoir Tank Assy.

705JB-4R/926H

Generator - 705JB4N1C
Control - Code 21 (W.D. 611C434)
Code 130 (W.D. 612B1543)
Code 139 (W.D. 625A23)
Code 146 (W.D. 625C429)
Engine - Spec. H—R

102B548 Oil Base
333B102 Oil Base Heater
333B88 Heater Box
333A87 Heater Box Cover
508A100 Heater Box Grommet
309A168 Heater Thermostat
*405A1413 Housing Assembly

705JB-4R/1018J

Generator - 705JB4N1C
Control - Code 74 (WD 611C665)
Code 130 (WD 612B1543)
Code 146 (WD 625C429)
Engine - Spec. J—R
*143B305 Carb. (Gas-Gaso.)
*405A1413 Housing Assembly

705JB-4R/1041J

Generator - 705JB4N1C
Control - Code 74 (W.D. 611C665)
Code 130 (WD 612B1543)
Code 146 (WD 625C429)
Engine - Spec. J—R
*405A1413 Housing Assembly
*159A820 Fuel Tank Assy.

705JB-4R/1075J

Generator - 705JB4N1C
Control - Code 21 (WD 611C434)
Code 146 (WD 625C429)
Engine - Spec. J—R
*143B321 Carburetor (Gas)
*405A1413 Housing Assembly

705JB-4R/1092H

Generator - 705JB4N1C
Control - Code 21 (WD 611C434)
Code 130 (WD 612B1543)
Code 128 (WD 612B1486)
Code 146 (WD 625C429)
Engine - Spec. H—R
*405A1413 Housing Assembly
*159A820 Fuel Tank Assy.

705JB-4R131/1L

Generator - 705JB4N4C
Control - Code 104 (WD 611C734)
Code 155 (WD 625C631)

Engine - Spec. L—R

104D430 Crankshaft
103D225 Gear Cover Back-plate
103C252 Gear Cover Assy.
103C231 Gear Cover Gasket
104B473 Flywheel

*191B453 Starter Motor - Includes Gear
191A457 Idler Gear Assy.
191A342 Idler Gear Base & Shaft

518-196 Idler Gear Retaining Ring

526-175 Idler Gear Thrust Washer

191B354 Crankshaft Gear & Clutch

307B845 Start Solenoid

306A196 Start Solenoid Bracket

338B366 Starter Wiring Harness

336A210 Starter to Solenoid Cable

*143B321 Carburetor (LPG)

307P312 Supply Line Fuel Solenoid - Elec.

149P558 Supply Line Fuel Strainer

705JB-4R/1543J

Generator - 705JB4N1C
Control - Code 74 (WD 611C665)
Code 130 (WD 612B1543)
Code 129 (WD 612B1487)
Code 146 (WD 625C429)

Engine - Spec. J—R

*159B851 Reservoir Tank Assy.

134B1292 Air Housing Cover (Top)

508-21 Housing Cover Grommet (2)

*405A1414 Housing Assembly

*159A820 Fuel Tank Assy.

705JB-4R/1593G

Generator - 705JB4N1B
Control - Code 21 (W.D. 611C434)
Code 141 (WD 625A367)

Engine - Spec. G—R

134B1292 Air Housing Cover (Top)

508-21 Housing Cover Grommet (2)

*159B775 Reservoir Tank Assy.

309P162 Hi-Temp. Cut Off Switch

134D1250 Air Outlet Duct

* - Refer to Accessory Section for component parts.

MODEL DATA SECTION

41

705JB-4R/1593H

Generator - 705JB4N1C
Control - Code 30 (WD 611C529)
Code 146 (WD 625C429)
Engine - Spec. H—R
134B1292 Air Housing Cover
(Top)
508-21 Housing Cover
Grommet (2)
*159B775 Reservoir Tank Assy
134D1250 Air Outlet Duct
309P162 Hi-Temp. Cut-off
Switch

705JB-4R/1983F

Generator - 705JB4N1B
Control - Code 30 (WD 611C529)
Code 141 (WD 625C367)
Engine - Spec. F—R
*143B242 Carburetor (Gas)

705JB-4R/2442D

Generator - 705JB4N1B
Control - Code 21 (WD 611C434)
Code 141 (WD 625C367)
Engine - Spec. D—R
134D1250 Air Outlet Duct
*143B228 Carb. (Gas-Gaso.)

705JB-4R/2468C

Generator - 705JB4N1B
Control - Code 21 (WD 611C434)
Code 141 (WD 625C367)
Engine - Spec. C—R
134D1250 Air Outlet Duct

705JB-4R/2468J

Generator - 705JB4N1C
Control - Code 74 (WD 611C665)
Code 146 (WD 625C429)
Engine - Spec. J—R
134D1250 Air Outlet Duct

705JB-4R/2539G

Generator - 705JB4N1B
Control - Code 21 (WD 611C434)
Code 141 (WD 611C367)
Engine - Spec. G—R
134D1250 Air Outlet Duct
*143B280 Carburetor (Gas)

705JB-4R/2539H

Generator - 705JB4N1C
Control - Code 21 (WD 611C434)
Code 146 (WD 625C429)
Engine - Spec. H—R
134D1250 Air Outlet Duct
*143B280 Carburetor (Gas)

705JB-4R/2539J

Generator - 705JB4N1C
Control - Code 74 (WD 611C665)
Code 146 (WD 625C429)
Engine - Spec. J—R
134D1250 Air Outlet Duct
*143B321 Carburetor (Gas)

705JB-4R/2669F

Generator - 705JB4N1B
Control - Code 21 (WD 611C434)
Code 141 (WD 625C367)
Engine - Spec. F—R
134D1250 Air Outlet Duct
134B1292 Air Housing Cover
(Top)
508-21 Housing Cover
Grommet (2)
*159B775 Reservoir Tank
Assy.
502-53 Carb. Inlet Elbow

705JB-4R/2731J

Generator - 705JB4N1C
Control - Code 30 (WD 611C529)
Code 146 (WD 625C429)
Engine - Spec. J—R
134D1250 Air Outlet Duct
*143B305 Carb. (Gas-Gaso.)

705JB-4R/2766D

Generator - 705JB4N1B
Control - Code 22 (WD 611C435)
Code 141 (WD 625C367)
Engine - Spec. D—R
*143B242 Carburetor (Gas)
*140K677 Oil Bath Air Cleaner
Kit

705JB-4R/2832C

Generator - 705JB4N1B
Control - Code 21 (WD 611C434)
Code 141 (WD 625C367)
Engine - Spec. C—R
*143B242 Carburetor (Gas)

705JB-4R/2832E

Generator - 705JB4N1B
Control - Code 21 (WD 611C434)
Code 141 (WD 625C367)
Engine - Spec. E—R
*143B242 Carburetor (Gas)

705JB-4R/2880E

Generator - 705JB4N1B
Control - Code 21 (WD 611C434)
Code 141 (WD 625C367)
Engine - Spec. E—R
*143B228 Carb. (Gas-Gaso.)

705JB-4R/3072F

Generator - 705JB4N1B
Control - Code 21 (WD 611C434)
Code 141 (WD 625C367)
Engine - Spec. F—R
*134D1249 Air Shutter Assy.
*143B242 Carburetor (Gas)

705JB-4R/3098F

Generator - 705JB4N1B
Control - Code 30 (WD 611C529)
Code 141 (WD 625C367)
Engine - Spec. F—R
134D1250 Air Outlet Duct
*143B228 Carb. (Gas-Gaso.)
309P162 Hi-Temp. Cut-off
Switch
508-2 Air Outlet Duct
Grommet

705JB-4R/3139J

Generator - 705JB4N1C
Control - Code 77 (WD 611C669)
Code 146 (WD 625C429)
Engine - Spec. J—R
*143B321 Carburetor (Gas)
*134D1249 Air Shutter Assy.

705JB-4R/3331H

Generator - 705JB/93
Control - Code 54 (WD 611C630)
Code 146 (WD 625C429)
Engine - Spec. H—R
134B1292 Air Housing Cover
(Top)
508-21 Housing Cover
Grommet (2)
*159B775 Reservoir Tank
Assy.

705JB-4R/3338F

Generator - 705JB4N1B
Control - Code 21 (WD 611C434)
Code 130 (WD 612B1543)
Code 141 (WD 625C367)
Engine - Spec. F—R
*143B242 Carburetor (Gas)
*405A1356 Housing Assembly

705JB-4R/3389F

Generator - 705JB4N1C
Control - Code 21 (WD 611C434)
Code 129 (WD 612B1487)
Code 130 (WD 612B1543)
Code 146 (WD 625C429)
Engine - Spec. F—R
*405A1356 Housing Assembly
*159A820 Fuel Tank Assy.

* - Refer to Accessory Section for component parts.

MODEL DATA SECTION

705JB-4R/3454G

Generator - 705JB4N1C
Control - Code 21 (WD 611C434)
Code 130 (WD 612B1543)
Code 146 (WD 625C429)
Engine - Spec. G—R
*143B280 Carburetor (Gas)
*405A1356 Housing Assembly

705JB-4R/3518H

Generator - 705JB4N1C
Control - Code 21 (WD 611C434)
Code 146 (WD 625C429)
Engine - Spec. H—R
*143B280 Carburetor (Gas)
*134D1249 Air Shutter Assy.

705JB-4R/3518J

Generator - 705JB4N1C
Control - Code 74 (WD 611C665)
Code 146 (WD 625C429)
Engine - Spec. J—R
*134D1249 Air Shutter Assy.
*143B321 Carburetor (Gas)

705JB-4R/3550J

Generator - 705JB4N1C
Control - Code 88 (WD 611C707)
Code 146 (WD 625C429)
Engine - Spec. J—R
*143B321 Carburetor (Gas)

705JB-4R/3550K

Generator - 705JB4N1C
Control - Code 88 (WD 611C707)
Code 146 (WD 625C429)
Engine - Spec. K—R
*143B321 Carburetor (Gas)

705JB-4R/3629G

Generator - 705JB4N1C
Control - Code 21 (WD 611C434)
Code 128 (WD 612B1486)
Code 130 (WD 612B1543)
Code 146 (WD 625C429)
Engine - Spec. G—R
*143B280 Carburetor (Gas)
*405A1357 Housing Assembly

705JB-4R/3663H

Generator - 705JB4N1C
Control - Code 30 (WD 611C529)
Code 146 (WD 625C429)
Engine - Spec. H—R
*143B305 Carb. (Gas-Gaso.)
*134D1249 Air Shutter Assy.

705JB-4R/3784G

Generator - 705JB4N1B
Control - Code 21 (WD 611C434)
Code 141 (WD 625C367)
Engine - Spec. G—R
134D1250 Air Outlet Duct
*143B280 Carburetor (Gas)
403B679 Skid Base
416A501 Battery Bracket (2)
416B502 Battery Hold-down
Frame
402A276 Mtg. Cushion -
Lower - Engine
End (2)
402A278 Mtg. Cushion -
Lower - Generator
End (2)

705JB-4R/3883H

Generator - 705JB/93
Control - Code 54 (WD 611C630)
Code 141 (WD 625C367)
Engine - Spec. H—R
*134D1249 Air Shutter Assy.
*143B280 Carburetor (Gas)

705JB-4R/3819J

Generator - 705JB4N1C
Control - Code 74 (WD 611C665)
Code 146 (WD 625C429)
Engine - Spec. J—R
134D1250 Air Outlet Duct
309P196 Hi-Temp. Cut-off
Switch
309A195 Hi-Temp. Switch
Bracket
508A126 Hi-Temp. Switch
Insulating Washer
508A127 Hi-Temp. Switch
Insulating Bushing
332A876 Hi-Temp. Switch
Terminal
*143B321 Carburetor (Gas)

705JB-4R/3972H

Generator - 705JB4N1C
Control - Code 47 (WD 611C594)
Code 130 (WD 612B1543)
Code 139 (WD 625A23)
Code 146 (WD 625C429)
Engine - Spec. H—R
102B548 Oil Base
333B102 Oil Base Heater
333B88 Heater Box
333A87 Heater Box Cover
508A100 Heater Box
Grommet
309A168 Heater Thermostat
*134D1249 Air Shutter Assy.

705JB-4R/3972H (Cont.)

*405A1416 Housing Assembly
134B1292 Air Housing Cover
(Top)
508-21 Housing Cover
Grommet (2)
*159B851 Reservoir Tank
Assy.

705JB-4R/4080H

Generator - 705JB4N1C
Control - Code 30 (WD 611C529)
Code 139 (WD 625A23)
Code 146 (WD 625C429)
Engine - Spec. H—R
102B548 Oil Base
333B102 Oil Base Heater
333B88 Heater Box
333A87 Heater Box Cover
508A100 Heater Box
Grommet
309A168 Heater Thermostat
403B679 Skid Base
402B283 Mtg. Cushion -
Front (2)
402B285 Mtg. Cushion -
Rear (2)
416A501 Battery Bracket (2)
416B502 Battery Hold-down
Frame

705JB-4R/4080J

Generator - 705JB4N1C
Control - Code 77 (WD 611C669)
Code 139 (WD 625A23)
Code 146 (WD 625C429)
Engine - Spec. J—R
102B548 Oil Base
333B102 Oil Base Heater
333B88 Heater Box
333A87 Heater Box Cover
508A100 Heater Box
Grommet
309A168 Heater Thermostat
403B679 Skid Base
402B283 Mtg. Cushion -
Front (2)
402B285 Mtg. Cushion -
Rear (2)
416A501 Battery Bracket (2)
416B502 Battery Hold-down
Frame

705JB-4R/4173J

Generator - 705JB4N1C
Control - Code 92 (WD 611C711)
Code 146 (WD 625C429)
Engine - Spec. J—R
*134D1249 Air Shutter Assy.

* - Refer to Accessory Section for component parts.

MODEL DATA SECTION

43

705JB-4R/4173J (Cont.)

*143B321 Carburetor (Gas)
 104D430 Crankshaft
 103D225 Gear Cover Back-plate
 103C252 Gear Cover Assy.
 103C231 Gear Cover Gasket
 104B473 Flywheel
 *191B453 Starter Motor - Includes Gear
 191A457 Idler Gear Assy.
 191A342 Idler Gear Base & Shaft
 518-196 Idler Gear Retaining Ring
 526-175 Idler Gear Thrust Washer
 191B354 Crankshaft Gear & Clutch
 307B40 Start Solenoid
 306A196 Start Solenoid Bracket
 336B327 Starter Wiring Harness
 336A989 Starter to Solenoid Cable
 403B679 Skid Base
 402B283 Mtg. Cushion - Front (2)
 402B284 Mtg. Cushion - Rear (2)
 416A501 Battery Bracket (2)
 416B502 Battery Hold-down Frame

705JB-4R/4536J

Generator - 705JB4N1C
 Control - Code 74 (WD 611C665)
 Code 146 (WD 625C429)
 Engine - Spec. J—R
 134D1250 Air Outlet Duct
 *143B321 Carburetor (Gas)
 403B679 Skid Base
 402B283 Mtg. Cushion - Front (2)
 402B285 Mtg. Cushion - Rear (2)
 416A501 Battery Bracket (2)
 416B502 Battery Hold-down Frame

705JB-4R/4541J

Generator - 705JB4N1C
 Control - Code 90 (WD 611C709)
 Code 146 (WD 625C429)
 Engine - Spec. J—R
 *134D1249 Air Outlet Duct
 *143B321 Carburetor (Gas)

705JB-4R/4548J

Generator - 705JB/93
 Control - Code 91 (WD 611C710)
 Code 146 (WD 625C429)
 Engine - Spec. J—R
 *134D1536 Air Shutter Assy.
 *143B321 Carburetor (Gas)
 403B679 Skid Base
 402B283 Mtg. Cushion - Front (2)
 402B285 Mtg. Cushion - Rear (2)
 416A501 Battery Bracket (2)
 416B502 Battery Hold-down Frame

705JB-4R/4646J

Generator - 705JB4N1C
 Control - Code 30 (WD 611C529)
 Code 139 (WD 625A23)
 Code 146 (WD 625C429)
 Engine - Spec. J—R
 102B548 Oil Base
 333B102 Oil Base Heater
 333B88 Heater Box
 333A87 Heater Box Cover
 508A100 Heater Box Grommet
 309A168 Heater Thermostat
 *134D1249 Air Shutter Kit
 *143B305 Carb. (Gas-Gaso.)

705JB-4R/4735J

Generator - 705JB4N1C
 Control - Code 88 (WD 611C707)
 Code 128 (WD 612B1486)
 Code 130 (WD 612B1543)
 Code 146 (WD 625C429)
 Engine - Spec. J—R
 *143B321 Carburetor (Gas)
 *134D1249 Air Shutter Assy.
 *405A1415 Housing Assembly

705JB-4R/4841J

Generator - 705JB/93
 Control - Code 89 (WD 611C708)
 Code 146 (WD 625C429)
 Engine - Spec. J—R
 134B1292 Air Housing Cover (Top)
 508-21 Housing Cover Grommet (2)
 *159B775 Reservoir Tank Assy.
 *140K677 Oil Bath Air Clnr. Kit

705JB-4R/5041J

Generator - 705JB4N1C
 Control - Code 74 (WD 611C665)
 Code 139 (WD 625A23)
 Code 146 (WD 625C429)
 Engine - Spec. J—R
 102B548 Oil Base
 333B102 Oil Base Heater
 333B88 Heater Box
 508A100 Heater Box Grommet
 309A168 Heater Thermostat
 134D1250 Air Outlet Duct
 *143B305 Carb. (Gas-Gaso.)

705JB-4R/5050J

Generator - 705JB/93
 Control - Code 91 (WD 611C710)
 Code 146 (WD 625C429)
 Engine - Spec. J—R
 *134D1249 Air Shutter Assy.
 *143B321 Carburetor (Gas)
 309P196 Hi-Temp. Cut-off Switch
 309A195 Hi-Temp. Switch Bracket
 508A126 Hi-Temp. Switch Insulating Washer
 508A127 Hi-Temp. Switch Insulating Bushing
 332A876 Hi-Temp. Switch Terminal
 403B679 Skid Base
 402B283 Mtg. Cushion - Front (2)
 402B285 Mtg. Cushion - Rear (2)
 416A501 Battery Bracket (2)
 416B502 Battery Hold-down Frame

705JB-4R/5088J

Generator - 705JB/93
 Control - Code 89 (WD 611C708)
 Code 127 (WD 612B1469)
 Code 130 (WD 612B1543)
 Code 146 (WD 625C429)
 Engine - Spec. J—R
 *143B321 Carburetor (Gas)
 *140K677 Oil Bath Air Cleaner Kit
 *405A1413 Housing Assembly
 309P196 Hi-Temp. Cut-off Switch
 306A195 Hi-Temp. Switch Bracket
 508A126 Hi-Temp. Switch Insulating Washer
 508A127 Hi-Temp. Switch Insulating Bushing
 332A876 Hi-Temp. Switch Terminal

* - Refer to Accessory Section for component parts.

MODEL DATA SECTION

705JB-4R/5137J

Generator - 705JB4N1C
Control - Code 30 (WD 611C529)
Code 146 (WD 625C429)
Engine - Spec. J—R
*134D1249 Air Shutter Assy.
*143B305 Carb. (Gas-Gaso.)
403B679 Skid Base
402B283 Mtg. Cushion -
Front (2)
402B285 Mtg. Cushion -
Rear (2)
416A501 Battery Bracket (2)
416B502 Battery Hold-down
Frame

705JB-4R31/2468J

Generator - 705JB4N1C
Control - Code 58 (WD 611C638)
Code 146 (WD 625C429)
Engine - Spec. J—R
112A106 Piston & Pin (2)
113-107 Ring Set (2)
104D430 Crankshaft
103D225 Gear Cover Back-
plate
103C252 Gear Cover Assy.
103C231 Gear Cover Gasket
104B473 Flywheel
*191B453 Starter Motor -
Includes Gear
191A457 Idler Gear Assy.
191A342 Idler Gear Base &
Shaft
518-196 Idler Gear Retaining
Ring
526-175 Idler Gear Thrust
Washer
191B354 Crankshaft Gear &
Clutch
307B845 Start Solenoid
306A196 Start Solenoid
Bracket
338B366 Starter Wiring
Harness
336A210 Starter to Solenoid
Cable
*143B321 Carburetor (Gas)
307P312 Supply Line Fuel
Solenoid Valve -
Electric
149P558 Supply Line Fuel
Strainer
134D1250 Air Outlet Duct

705JB-4R31/2468L

Generator - 705JB4N4C
Control - Code 104 (WD 611C734)
Code 155 (WD 625C631)

705JB-4R31/2468L (Cont.)

Engine - Spec. L—R
112A106 Piston & Pin (2)
113-107 Ring Set (2)
104D430 Crankshaft
103D225 Gear Cover Back-
plate
103C252 Gear Cover Assy.
103C231 Gear Cover Gasket
104B473 Flywheel
*191B453 Starter Motor -
Includes Gear
191A457 Idler Gear Assy.
191A342 Idler Gr. Base & Shaft
518-196 Idler Gear Retaining
Ring
526-175 Idler Gear Thrust
Washer
191B354 Crankshaft Gear &
Clutch
307B845 Start Solenoid
306A196 Start Solenoid -
Bracket
338B366 Starter Wiring
Harness
336A210 Starter to Solenoid
Cable
*143B321 Carburetor (Gas)
307P312 Supply Line Fuel
Solenoid Valve -
Electric
149P558 Supply Line Fuel
Strainer
134D1250 Air Outlet Duct

705JB-4R31/4441J

Generator - 705JB4N1C
Control - Code 58 (WD 611C638)
Code 135 (WD 612B2299)
Code 130 (WD 612B1543)
Code 139 (WD 625A23)
Code 146 (WD 625C429)
Engine - Spec. J—R
102B548 Oil Base
333B102 Oil Base Heater
333B88 Heater Box
333A87 Heater Box Cover
508A100 Heater Box
Grommet
309A168 Heater Thermostat
*405A1414 Housing Assembly
104D430 Crankshaft
103D225 Gear Cover Back-
plate
103C252 Gear Cover Assy.
103C231 Gear Cover Gasket
104B473 Flywheel
*191B453 Starter Motor -
Includes Gear

705JB-4R31/4441J (Cont.)

191A457 Idler Gear Assy.
191A342 Idler Gear Base &
Shaft
518-196 Idler Gear Retain-
ing Ring
526-175 Idler Gear Thrust
Washer
191B354 Crankshaft Gear &
Clutch
307B845 Start Solenoid
306A196 Start Solenoid
Bracket
338B366 Starter Wiring
Harness
336A210 Starter to Solenoid
Cable
112A106 Piston & Pin (2)
113-107 Ring Set (2)
*143B321 Carburetor (Gas)
307P312 Supply Line Fuel
Solenoid Valve -
Electric
149P558 Supply Line Fuel
Strainer

705JB-4R31/4868L

Generator - 705JB4N4C
Control - Code 111 (WD 611C759)
Code 155 (WD 625C631)
Engine - Spec. L—R
112A106 Piston & Pin (2)
113-107 Ring Set (2)
104D430 Crankshaft
103D225 Gear Cover Back-
plate
103C252 Gear Cover Assy.
103C231 Gear Cover Gasket
104B473 Flywheel
*191B453 Starter - Includes
Gear
191A457 Idler Gear Assy.
191A342 Idler Gear Base &
Shaft
518-196 Idler Gear Retain-
ing Ring
526-175 Idler Gear Thrust
Washer
191B354 Crankshaft Gear &
Clutch
307B345 Start Solenoid
306A196 Start Solenoid
Bracket
338B366 Starter Wiring
Harness
336A210 Starter to Solenoid
Cable
403B679 Skid Base
416A501 Battery Bracket (2)

* - Refer to Accessory Section for component parts.

MODEL DATA SECTION

45

705JB-4R31/4868L (Cont.)

416B502 Battery Hold-down
Frame
309P196 Hi-Temp. Cut-off
Switch
508A126 Temp. Switch
Insulating Washer
508A127 Temp. Switch
Insulating Sleeve
332A876 Temp. Switch
Terminal
309A195 Temp. Switch
Bracket

705JB-4RV/1F

Generator - 705JB4N1B
Control - Code 21 (WD 611C434)
Code 141 (WD 625C367)
Engine - Spec. F—R
Vacu-Flo Cooled

705JB-4RV/1G

Generator - 705JB4N1B
Control - Code 21 (WD 611C434)
Code 141 (WD 625C367)
Engine - Spec. G—R
Vacu-Flo Cooled

705JB-4RV/1H

Generator - 705JB4N1C
Control - Code 21 (WD 611C434)
Code 146 (WD 625C429)
Engine - Spec. H—R
Vacu-Flo Cooled

705JB-4RV/1J

Generator - 705JB4N1C
Control - Code 74 (WD 611C665)
Code 146 (WD 625C429)
Engine - Spec. J—R
Vacu-Flo Cooled

705JB-4RV/12J

Generator - 705JB4N1C
Control - Code 74 (WD 611C665)
Code 146 (WD 625C429)
Engine - Spec. J—R
Vacu-Flo Cooled
*143B305 Carb. (Gas-Gaso.)

705JB-4RV/13G

Generator - 705JB4N1B
Control - Code 21 (WD 611C434)
Code 141 (WD 625C367)
Engine - Spec. G—R
Vacu-Flo Cooled
*143B242 Carburetor (Gas)

705JB-4RV/13H

Generator - 705JB4N1C
Control - Code 21 (WD 611C434)
Code 146 (WD 625C429)
Engine - Spec. H—R
Vacu-Flo Cooled
*143B280 Carburetor (Gas)

705JB-4RV/13J

Generator - 705JB4N1C
Control - Code 74 (WD 611C665)
Code 146 (WD 625C429)
Engine - Spec. J—R
Vacu-Flo Cooled
*143B321 Carburetor (Gas)

705JB-4RV31/1J

Generator - 705JB4N1C
Control - Code 58 (WD 611C638)
Code 146 (WD 625C429)
Engine - Spec. J—R
Vacu-Flo Cooled
112A106 Piston & Pin (2)
113-107 Ring Set (2)
104D430 Crankshaft
104B527 Flywheel
103D225 Gear Cover Back-
plate
103C252 Gear Cover Assy.
103C231 Gear Cover Gasket
*191B453 Starter Motor -
Includes Gear
191A457 Idler Gear Assy.
191A342 Idler Gear Base &
Shaft
518-196 Idler Gear Retaining
Ring
526-175 Idler Gear Thrust
Washer
191B354 Crankshaft Gear &
Clutch
307B845 Start Solenoid
306A196 Start Solenoid
Bracket
338B366 Starter Wiring
Harness
336A989 Starter to Solenoid
Cable
*143B321 Carburetor (Gas)
307P312 Supply Line Fuel
Solenoid Valve -
Electric
149P558 Supply Line Fuel
Strainer

705JB-4RV/3145F

Generator - 705JB4N1B
Control - Code 30 (WD 611C529)
Code 141 (WD 625C367)

705JB-4RV/3145F (Cont.)

Engine - Spec. F—R
Vacu-Flo Cooled
*143B242 Carburetor (Gas)
*140K677 Oil Bath Air Cleaner
Kit

705JB-4RV/3195J

Generator - 705JB4N1C
Control - Code 74 (WD 611C665)
Code 146 (WD 625C429)
Engine - Spec. J—R
*143B321 Carburetor (Gas)
134C1491 Blower Scroll
309P162 Hi-Temp. Cut-off
Switch
508-21 Scroll Grommet (2)

705JB-4RV/4392J

Generator - 705JB/93
Control - Code 89 (WD 611C708)
Code 146 (WD 625C429)
Engine - Spec. J—R
Vacu-Flo Cooled
134C1491 Blower Scroll
508-21 Scroll Grommet (2)
309P162 Hi-Temp. Cut-off
Switch
*159B775 Reservoir Tank
Assy.

705JB-4RV/5156J

Generator - 705JB/184
Control - Code 122 (WD 611C781)
Code 152 (WD 625C553)
Engine - Spec. J—R
Vacu-Flo Cooled
309P162 Hi-Temp. Cut-off
Switch
403B679 Skid Base
416A501 Battery Bracket (2)
416B502 Battery Hold-down
Frame
134C1491 Blower Scroll

705JB-4XR/1H

Generator - 705JB4XN1C
Control - Code 21 (WD 611C434)
Code 146 (WD 625C429)
Engine - Spec. H—R

705JB-4XR/1J

Generator - 705JB4XN1C
Control - Code 74 (WD 611C665)
Code 146 (WD 625C429)
Engine - Spec. J—R

* - Refer to Accessory Section for component parts.

MODEL DATA SECTION

705JB-4XR/12F

Generator - 705JB4XN1B
Control - Code 21 (WD 611C434)
Code 141 (WD 625C367)
Engine - Spec. F—R
*143B228 Carb. (Gas-Gaso.)

705JB-4XR/12H

Generator - 705JB4XN1C
Control - Code 21 (WD 611C434)
Code 146 (WD 625C429)
Engine - Spec. H—R
*143B279 Carb. (Gas-Gaso.)

705JB-4XR/13C

Generator - 705JB4XN1B
Control - Code 21 (WD 611C434)
Code 141 (WD 625C367)
Engine - Spec. C—R
*143B242 Carburetor (Gas)

705JB-4XR/13H

Generator - 705JB4XN1C
Control - Code 21 (WD 611C434)
Code 146 (WD 625C429)
Engine - Spec. H—R
*143B280 Carburetor (Gas)

705JB-4XR/13J

Generator - 705JB4XN1C
Control - Code 74 (WD 611C665)
Code 146 (WD 625C429)
Engine - Spec. J—R

705JB-4XR/96G

Generator - 705JB4XN1C
Control - Code 21 (WD 611C434)
Code 141 (WD 625C367)
Engine - Spec. G—R

705JB-4XR31/1J

Generator - 705JB4XN1C
Control - Code 58 (WD 611C638)
Code 146 (WD 625C429)
Engine - Spec. J—R
112A106 Piston & Pin (2)
113-107 Ring Set (2)
104D430 Crankshaft
104B473 Flywheel
103D225 Gear Cover Back-plate
103C252 Gear Cover Assy.
103C231 Gear Cover Gasket
*191B453 Starter Motor - Includes Gear
191A457 Idler Gear Assy.
191A342 Idler Gear Base & Shaft
518-196 Idler Gear Retaining Ring

705JB-4XR31/1J (Cont.)

526-175 Idler Gear Thrust Washer
191B354 Crankshaft Gear & Clutch
307B40 Start Solenoid
306A196 Start Solenoid Bracket
338B327 Starter Wiring Harness
336A989 Starter to Solenoid Cable
*143B280 Carburetor (Gas)
307P312 Supply Line Fuel Solenoid Valve - Electric
149P558 Supply Line Fuel Strainer

705JB-4XR/316J

Generator - 705JB4XN1C
Control - Code 74 (WD 611C665)
Code 146 (WD 625C429)
Engine - Spec. J—R
134B1292 Air Housing Cover (Top)
508-21 Housing Cover Grommet (2)
*159B775 Reservoir Tank Assy.

705JB-4XR/1041J

Generator - 705JB4XN1C
Control - Code 74 (WD 611C665)
Code 130 (WD 612B1543)
Code 146 (WD 625C429)
Engine - Spec. J—R
*405A1413 Housing Assembly
*159A820 Fuel Tank Assy.

705JB-4XR/2539J

Generator - 705JB4XN1C
Control - Code 74 (WD 611C665)
Code 146 (WD 625C429)
Engine - Spec. J—R
134D1250 Air Outlet Duct
*143B321 Carburetor (Gas)

705JB-4XR/2832E

Generator - 705JB4XN1B
Control - Code 21 (WD 611C434)
Code 141 (WD 625C367)
Engine - Spec. E—R
*143B242 Carburetor (Gas)

705JB-4XR/3139J

Generator - 705JB4XN1C
Control - Code 77 (WD 611C669)
Code 146 (WD 625C429)
Engine - Spec. J—R

705JB-4XR/3139J (Cont.)

*134D1249 Air Shutter Assy.
*143B321 Carburetor (Gas)

705JB-4XR/3157J

Generator - 705JB4XN1C
Control - Code 77 (WD 611C669)
Code 146 (WD 625C429)
Engine - Spec. J—R
134D1250 Air Outlet Duct
*143B321 Carburetor (Gas)

705JB-4XR/3550G

Generator - 705JB4XN1B
Control - Code 47 (WD 611C594)
Code 141 (WD 625C367)
Engine - Spec. G—R
*143B280 Carburetor (Gas)

705JB-4XR/3633J

Generator - 705JB/148
Control - Code 89 (WD 611C708)
Code 146 (WD 625C429)
Engine - Spec. J—R
*134D1249 Air Shutter Assy.
*143B305 Carb. (Gas-Gaso.)

705JB-4XR/3663J

Generator - 705JB4XN1C
Control - Code 77 (WD 611C669)
Code 146 (WD 625C429)
Engine - Spec. J—R
*134D1249 Air Shutter Assy.
*143B305 Carb. (Gas-Gaso.)


705JB-4XR/3807G

Generator - 705JB4XN1C
Control - Code 52 (WD 611C619)
Code 141 (WD 625C367)
Engine - Spec. G—R
134B1292 Air Housing Cover (Top)
508-21 Housing Cover Grommet (2)
*159B775 Reservoir Tank Assy.
134D1250 Air Outlet Duct
309P171 Hi-Temp. Cut-off Switch
508-2 Air Outlet Duct Grommet

705JB-4XR/5016J

Generator - 705JB4XN1C
Control - Code 74 (WD 611C665)
Code 139 (WD 625A23)
Code 146 (WD 625C429)
Engine - Spec. J—R
102B548 Oil Base

* - Refer to Accessory Section for component parts.



MODEL DATA SECTION

47

705JB-4XR/5016J (Cont.)

333B102	Oil Base Heater
333B88	Heater Box
333A87	Heater Box Cover
508A100	Heater Box Grommet
309A168	Heater Thermostat
*143B321	Carburetor (Gas)
*140K677	Oil Bath Air Cleaner Kit
*405A1413	Housing Assembly

705JB-4XR31/2468J

Generator - 705JB4XN1C	
Control - Code 58 (WD 611C638)	
Code 146 (WD 625C429)	
Engine - Spec J—R	
112A106	Piston & Pin (2)
113-107	Ring Set (2)
104D430	Crankshaft
103D225	Gear Cover Backplate
103C252	Gear Cover Assy.
103C231	Gear Cover Gasket
104B473	Flywheel
*191B453	Starter Motor - Includes Gear
191A457	Idler Gear Assy.
191A342	Idler Gear Base & Shaft
518-196	Idler Gear Retaining Ring
526-175	Idler Gear Thrust Washer
191B354	Crankshaft Gear & Clutch
307B40	Start Solenoid
306A196	Start Solenoid Bracket
338B327	Starter Wiring Harness
336A210	Starter to Solenoid Cable
134D1250	Air Outlet Duct
*143B321	Carburetor (Gas)
307P312	Supply Line Fuel Solenoid Valve - Elec.
149P553	Supply Line Fuel Strainer

705JB-4XR31/2888J

Generator - 705JB4XN1C	
Control - Code 58 (WD 611C638)	
Code 146 (WD 625C429)	
Engine - Spec. J—R	
104D430	Crankshaft
104B473	Flywheel
103D225	Gear Cover Backplate
103C252	Gear Cover Assy.
103C231	Gear Cover Gasket
*191B453	Starter Motor - Includes Gear
191A457	Idler Gear Assy.

705JB-4XR31/2888J (Cont.)

191A342	Idler Gear Base & Shaft
518-196	Idler Gear Retaining Ring
526-175	Idler Gear Thrust Washer
191B354	Crankshaft Gear & Clutch
307B40	Start Solenoid
306A196	Start Solenoid Bracket
338B366	Start Wiring Harness
336A989	Start to Solenoid Cable
*143B321	Carburetor (Gas)
*140K677	Oil Bath Air Cleaner Kit
307P312	Supply Line Fuel Solenoid Valve - Elec.
149P553	Supply Line Fuel Strainer

705JB-4XRV/13H

Generator - 705JB4XN1C	
Control - Code 21 (WD 611C434)	
Code 146 (WD 625C429)	
Engine - Spec H—R	
Vacu-Flo Cooled	
*143B280	Carburetor (Gas)

705JB-4XRV/13J

Generator - 705JB4XN1C	
Control - Code 74 (WD 611C665)	
Code 146 (WD 625C429)	
Engine - Spec J—R	
Vacu-Flo Cooled	
*143B321	Carburetor (Gas)

705JB-5DR/1A

Generator - 705JB5DN1A	
Control - Code 14 (WD 611C403)	
Code 140 (WD 625C292)	
Engine - Spec A—R	

705JB-5DR/1C

Generator - 705JB5DN1B	
Control - Code 23 (WD 611C438)	
Code 141 (WD 625C367)	
Engine - Spec C—R	

705JB-5DR/1E

Generator - 705JB5DN1B	
Control - Code 23 (WD 611C438)	
Code 141 (WD 625C367)	
Engine - Spec E—R	

705JB-5DR/1F

Generator - 705JB5DN1B	
Control - Code 23 (WD 611C438)	

705JB-5DR/1F (Cont.)

Code 141 (WD 625C367)	
Engine - Spec F—R	

705JB-5DR/1G

Generator - 705JB5DN1B	
Control - Code 23 (WD 611C438)	
Code 141 (WD 625C367)	
Engine - Spec G—R	

705JB-5DR/1H

Generator - 705JB5DN1C	
Control - Code 23 (WD 611C438)	
Code 146 (WD 625C429)	
Engine - Spec H—R	

705JB-5DR/12H

Generator - 705JB5DN1C	
Control - Code 23 (WD 611C438)	
Code 146 (WD 625C429)	
Engine - Spec H—R	
*143B279	Carb. (Gas-Gasoline)

705JB-5DR/12J

Generator - 705JB5DN1C	
Control - Code 75 (WD 611C666)	
Code 146 (WD 625C429)	
Engine - Spec J—R	
*143B305	Carb. (Gas-Gasoline)

705JB-5DR/13F

Generator - 705JB5DN1B	
Control - Code 23 (WD 611C438)	
Code 141 (WD 625C367)	
Engine - Spec F—R	
*143B242	Carburetor (Gas)

705JB-5DR/13G

Generator - 705JB5DN1B	
Control - Code 23 (WD 611C438)	
Code 141 (WD 625C367)	
Engine - Spec G—R	
*143B280	Carburetor (Gas)

705JB-5DR/13H

Generator - 705JB5DN1C	
Control - Code 23 (WD 611C438)	
Code 146 (WD 625C429)	
Engine - Spec H—R	
*143B280	Carburetor (Gas)

705JB-5DR/13J

Generator - 705JB5DN1C	
Control - Code 75 (WD 611C666)	
Code 146 (WD 625C429)	
Engine - Spec J—R	
*143B321	Carburetor (Gas)

705JB-5DR/55J

Generator - 705JB5DN1C	
------------------------	--

* - Refer to Accessory Section for component parts.

MODEL DATA SECTION

705JB-5DR/55J (Cont.)

Control - Code 78 (WD 611C670)
Code 146 (WD 625C429)
Engine - Spec J—R
*143B305 Carb. (Gas-Gasoline)

705JB-5DR/96J

Generator - 705JB5DN1C
Control - Code 78 (WD 611C670)
Code 146 (WD 625C429)
Engine - Spec J—R

705JB-5DR/1092J

Generator - 705JB5DN1C
Control - Code 75 (WD 611C666)
Code 130 (WD 612B1543)
Code 166 (WD 612B1870)
Code 146 (WD 625C429)
Engine - Spec J—R
*405A1414 Housing Assembly
*159A820 Fuel Tank Assy.

705JB-5DR/2442J

Generator - 705JB5DN1C
Control - Code 75 (WD 611C666)
Code 146 (WD 625C429)
Engine - Spec J—R
134D1250 Air Outlet Duct
*143B305 Carb. (Gas-Gasoline)

705JB-5DR/2843D

Generator - 705JB5DN1B
Control - Code 23 (WD 611C438)
Code 141 (WD 625C367)
Engine - D—R
134D1250 Air Outlet Duct
*143B242 Carburetor (Gas)

705JB-5DR/2843E

Generator - 705JB5DN1B
Control - Code 23 (WD 611C438)
Code 141 (WD 625C367)
Engine - Spec E—R
134D1250 Air Outlet Duct
*143B242 Carburetor (Gas)

705JB-5DR/3722J

Generator - 705JB5DN1C
Control - Code 75 (WD 611C666)
Code 130 (WD 612B1543)
Code 139 (WD 625A23)
Code 146 (WD 625C429)
Engine - Spec J—R
102B548 Oil Base
333B102 Oil Base Heater
333B88 Heater Box
333A87 Heater Box Cover
508A100 Heater Box Grommet
309A168 Heater Thermostat
134B1292 Air Housing Cover (top)

705JB-5DR/3722J (Cont.)

508-21 Housing Cover
Grommet (2)
*159B851 Reservoir Tank Assy.
*405A1413 Housing Assembly

705JB-5DR/4351J

Generator - 705JB5DN1C
Control - Code 78 (WD 611C670)
Code 146 (WD 625C429)
Engine - Spec J—R

705JB-5DR/4740J

Generator - 705JB/160
Control - Code 107 (WD 611C741)
Code 130 (WD 612B1543)
Code 166 (WD 612B1870)
Code 139 (WD 625A23)
Code 146 (WD 625C429)
Engine - Spec J—R
102B548 Oil Base
333B102 Oil Base Heater
333B88 Heater Box
333A87 Heater Box Cover
508A100 Heater Box Grommet
309A168 Heater Thermostat
*134D1249 Air Shutter Assy.
*140K661 Carb. Air Pre-Heater Kit
*405A1415 Housing Assembly
*159A820 Fuel Tank Assy.

705JB-5DR/4796J

Generator - 705JB5DN1C
Control - Code 108 (WD 611C746)
Code 146 (WD 625C429)
Engine - Spec J—R
*134D1536 Air Shutter Assy.
403B679 Skid Base
416A501 Battery Bracket (2)
416B502 Battery Hold-down Frame

705JB-5DR/4876J

Generator - 705JB5DN1C
Control - Code 75 (WD 611C666)
Code 130 (WD 612B1543)
Code 139 (WD 625A23)
Code 146 (WD 625C429)
Engine - Spec J—R

102B548 Oil Base
333B102 Oil Base Heater
333B88 Heater Box
333A87 Heater Box Cover
508A100 Heater Box Grommet
309A168 Heater Thermostat
*143B321 Carburetor (LPG)
*405A1413 Housing Assembly

705JB-5DR/4973J

Generator - 705JB5DN1C
Control - Code 78 (WD 611C670)
Code 146 (WD 625C429)
Engine - Spec J—R
*143B321 Carburetor (Gas)

705JB-5DRV/1D

Generator - 10JC5DN1C
Control - Code 23 (WD 611C438)
Code 144 (WD 625C423)
Engine - Spec D—R

705JB-5DRV/1H

Generator - 705JB5DN1C
Control - Code 23 (WD 611C438)
Code 146 (WD 625C429)
Engine - Spec H—R
Vacu-Flo Cooled

705JB-5DRV/1J

Generator - 705JB5DN1C
Control - Code 75 (WD 611C666)
Code 146 (WD 625C429)
Engine - Spec J—R
Vacu-Flo Cooled

705JB-5DRV/96H

Generator - 705JB5DN1C
Control - Code 31 (WD 611C530)
Code 146 (WD 625C429)
Engine - Spec H—R
Vacu-Flo Cooled

705JB-5DRV/96J

Generator - 705JB5DN1C
Control - Code 78 (WD 611C670)
Code 146 (WD 625C429)
Engine - Spec J—R
Vacu-Flo Cooled

705JB-5DRV/3881G

Generator - 10JC/45
Control - Code 23 (WD 611C438)
Code 144 (WD 625C423)
Engine - Spec G—R
Vacu-Flo Cooled

705JB-5DRV/4032H

Generator - 10JC5DN1C
Control - Code 31 (WD 611C530)
Code 144 (WD 625C423)
Engine - Spec H—R
Vacu-Flo Cooled
140C645 Air Cleaner Hose Adapter
140P721 Air Cleaner - Includes Element
140P765 Air Cleaner Element
140P722 Air Cleaner Band (2)

* - Refer to Accessory Section for component parts.

MODEL DATA SECTION

49

705JB-5DRV/4032H (Cont.)

140P723 Air Cleaner Pre-Cleaner (Plastic)
Air Cleaner Hose, Clamps, etc. - By Customer

705JB-5DRV/4032J

Generator - 10JCSDN1C
Control - Code 78 (W.D. 611C670)
Code 144 (W.D. 625C423)
Engine - Spec J --- R
Vacu-Flo Cooled
140C645 Air Cleaner Hose Adapter
140P721 Air Cleaner - Includes Element
140P765 Air Cleaner Element
140P722 Air Cleaner Band (2)
140P723 Air Cleaner Pre-cleaner (Plastic)
Air Cleaner Hose, Clamps, etc. - By Customer

705JB-5DRV/4594J

Generator - 705JB5DN1C
Control - Code 99 (W.D. 611C724)
Code 146 (W.D. 625C429)
Engine - Spec J --- R
Vacu-Flo Cooled

705JB-99R/3973H

Generator - 10JC/103
Control - Code 30 (W.D. 611C529)
Code 144 (W.D. 625C423)
Engine - Spec H --- R
*143B280 Carburetor (Gas)

705JB-9R/316F

Generator - 705JB9N1B
Control - Code 41 (W.D. 611C570)
Code 141 (W.D. 625C367)
Engine - Spec F --- R
*143C163 Carburetor
502A53 Carburetor Inlet Elbow
134B1292 Air Housing Cover (Top)
508-21 Housing Cover Grommet (2)
*159B775 Reservoir Tank Assy.
134D1250 Air Outlet Duct

705JB-99E/5139J

Generator - 705JB/185
Control - Code 121 (W.D. 611C780)
Code 158 (W.D. 625C691)
Engine - Spec J --- R
*143C275 Carburetor
153B328 Manual Choke
153A326 Manual Choke Arm
153A327 Manual Choke Bracket
518-176 Manual Choke Clip
160B877 Flywheel & Ring Gear
104D423 Flywheel Ring Gear Only
167A1384 Spark Plug Cable (2)
160B693 Magneto Coil

705JB-99E/5139J (Cont.)

160A697 Magneto Backplate & Poleshoe
160A698 Magneto Backplate & Coil Assy.
160B762 Breaker Plate Assy.

705JB-99R/3973H

Generator - 10JC/103
Control - Code 30 (W.D. 611C529)
Code 144 (W.D. 625C423)
Engine - Spec H --- R
*143B280 Carburetor (Gas)

705JB-99R/4516J

Generator - 705JB/147
Control - Code 87 (W.D. 611C701)
Code 146 (W.D. 625C429)
Engine - Spec J --- R

705JB-99RV/5072J

Generator - 705JB/183
Control - Code 120 (W.D. 611C779)
Code 157 (W.D. 625C690)
Engine - Spec J --- R
Vacu-Flo Cooled

5JB-51R/1P

Generator - 4JB51C1C
Control - Code 168 (W.D. 611C789)
Engine - Spec P --- R

5JB-52RV/1P

Generator - 4JB52C1C
Control - Code 168 (W.D. 611C789)
Engine - Spec P --- R
Vacu-Flo Cooled

5JB-53R/1P

Generator - 4JB53C1C
Control - Code 169 (W.D. 611C790)
Engine - Spec P --- R

5JB-53R/316P

Generator - 4JB53C1C
Control - Code 169 (W.D. 611C790)
Engine - Spec P --- R
*159B775 Reservoir Tank Assy.
134D1292 Cylinder Air Housing Cover (Top)

5JB-54R/1P

Generator - 4JB54C1C
Control - Code 172 (W.D. 611C793)
Engine - Spec P --- R

5JB-599RV/5064P

Generator - 4JB/188
Control - Code 124 (W.D. 611C784)
Engine - Spec P --- R
Vacu-Flo Cooled

6JB-1R/1P

Generator - 5JB1C1C
Control - Code 168 (W.D. 611C789)
Engine - Spec P --- R

6JB-1R31/1P

Generator - 5JB1C1C
Control - Code 168 (W.D. 611C789)
Engine - Spec P --- R
*143B321 Carburetor (Gas)
307P312 Supply Line Fuel Solenoid Valve - Electric
149P558 Supply Line Fuel Strainer

6JB-1R/2539P

Generator - 5JB1C1C
Control - Code 168 (W.D. 611C789)
Engine - Spec P --- R
*143B321 Carburetor (Gas)
134D1804 Air Outlet Duct

6JB-1R/2897P

Generator - 5JB1C1C
Control - Code 187 (W.D. 611C836)
Engine - Spec P --- R

6JB-1R/5338P

Generator - 6JB/197
231E112 Generator to Engine Adapter
Control - Code 186 (W.D. 611C835)
Code 256 (W.D. 625C708)
Engine - Spec P --- R
103D273 Gear Cover Backplate
154C695 Exhaust Manifold
154A133 Exhaust Manifold Flange Gasket
155A170 Exhaust Manifold Flange
526-127 Exhaust Manifold Spacer (2)
134A1072 Fuel Pump
167A42 Spark Plug Adapter (2)
134D1178 Crank Support & Grille
134C1278 Air Housing Cover (Top)
134D1804 Air Outlet Duct
134D1307 Blower Housing
140C645 Oil Bath Air Cleaner Hose Adapter
150A985 Governor Linkage Ball Joint (2)

6JB-1R/5505P

Generator - 5JB1C1C
Control - Code 193 (W.D. 611C851)
Engine - Spec P --- R
*143B321 Carburetor (Gas)
*140K677 Oil Bath Air Cleaner Kit
*134C1811 Air Shutter Assy.
309P196 Hi-Temp. Cut-Off Switch
309A195 Hi-Temp. Switch Bracket
508A126 Hi-Temp. Insulating Washer
508A127 Hi-Temp. Insulating Bushing
332A876 Hi-Temp. Terminal

6JB-1RV/1P

Generator - 5JB1C1C
Control - Code 168 (W.D. 611C789)
Engine - Spec P --- R
Vacu-Flo Cooled

* - Refer to Accessory Section for component parts.

MODEL DATA SECTION

6JB-1RV/1681P

Generator - 5JB1C1C
 Control - Code 168 (W.D. 611C789)
 Engine - Spec P --- R
 Vacu-Flo Cooled
 309P196 Hi-Temp. Cut-Off Switch
 309A195 Hi-Temp. Switch Bracket
 508A126 Hi-Temp. Switch
 Insulating Washer
 508A127 Hi-Temp. Switch
 Insulating Bushing
 332A876 Hi-Temp. Switch
 Terminal

6JB-1RV/3065P

Generator - 6JB/20
 231E112 Generator to Engine
 Adapter
 Control - Code 80 (W.D. 611C674)
 Code 148(W.D. 625C445)
 Engine - Spec P --- R
 Vacu-Flo Cooled

6JB-1RV/3065R

Generator - 6JB/20
 231E112 Generator to Engine
 Adapter
 Control - Code 80 (W.D. 611C674)
 Code 148(W.D. 625C445)
 Engine - Spec R --- R
 Vacu-Flo Cooled

6JB-1RV/3065S

Generator - 6JB/197
 231E112 Generator to Engine
 Adapter
 Control - Code 186 (W.D. 611C835)
 Code 256 (W.D. 625A708)
 Engine - Spec S --- R
 Vacu-Flo Cooled

6JB-1RV/5381P

Generator - 5JB1C1C
 Control - Code 168 (W.D. 611C789)
 Engine - Spec P --- R
 Vacu-Flo Cooled
 *140K677 Oil Bath Air Cleaner
 Kit
 309P196 Hi-Temp. Cut-Off
 Switch
 309A195 Hi-Temp. Switch
 Bracket
 508A126 Hi-Temp. Switch
 Insulating Washer
 508A127 Hi-Temp. Switch
 Insulating Bushing
 332A876 Hi-Temp. Switch
 Terminal

6JB-1RV/5930P

Generator - 6JB/197
 231E112 Generator to Engine
 Adapter
 Control - Code 186 (W.D. 611C835)
 Code 256 (W.D. 625C708)
 Engine - Spec P --- R
 Vacu-Flo Cooled

6JB-1RV/5930P (Cont.)

150A985 Governor Linkage Ball
 Joint (2)
 502-138 Carburetor Inlet
 Elbow
 191A506 Starting Motor
 Dust Seal
 191A505 Dust Seal Cover
 Plate
 520A662 Start Motor Mtg.
 Stud (2)
 154C633 Exhaust Manifold
 149A1072 Fuel Pump
 502-20 Fuel Pump Outlet
 Elbow
 502-137 Connector - Fuel
 Line to Outlet Elbow
 501A98 Fuel Line
 167A42 Spark Plug Adapter
 (2)
 167A9 Spark Plug Adapter
 Gasket (2)
 134A1490 Blower Scroll
 895-126 Scroll Weather-
 stripping
 309P162 Hi-Temp. Cut-Off
 Switch
 140C645 Air Cleaner Hose
 Adapter
 140B721 Air Cleaner
 140B722 Air Cleaner Band
 140B720 Air Cleaner Mtg.
 Bracket
 503P419 Air Cleaner Elbow -
 Rubber
 503P365 Air Cleaner Hose
 Clamp (3)
 503-330 Air Cleaner Hose
 140B741 Air Cleaner Air
 Inlet Tube
 140P723 Air Cleaner Pre-
 Heater

6JB-2R/1P

Generator - 5JB2C1C
 Control - Code 168 (W.D. 611C789)
 Engine - Spec P --- R

6JB-3CR/1P

Generator - 5JB3CC1C
 Control - Code 170 (W.D. 611C791)
 Engine - Spec P --- R

6JB-3CRV/316P

Generator - 5JB3CC1C
 Control - Code 170 (W.D. 611C791)
 Engine - Spec P --- R
 Vacu-Flo Cooled
 *159B775 Reservoir Tank Assy.
 134D1292 Cylinder Air
 Housing Cover (Top)

6JB-3R/1P

Generator - 5JB3C1C
 Control - Code 169 (W.D. 611C790)
 Engine - Spec P --- R

6JB-3R/7P

Generator - 5JB3C1C
 Control - Code 169 (W.D. 611C790)
 Code 130 (W.D. 612B1543)
 Engine - Spec P --- R
 *405A1417 Housing Assy.

6JB-3R/12P

Generator - 5JB3C1C
 Control - Code 169 (W.D. 611C790)
 Engine - Spec P --- R
 *143B305 Carburetor (Gas-Gaso)

6JB-3R/13P

Generator - 5JB3C1C
 Control - Code 169 (W.D. 611C790)
 Engine - Spec P --- R
 *143B321 Carburetor (Gas)

6JB-3R/96P

Generator - 5JB3C1C
 Control - Code 174 (W.D. 611C797)
 Engine - Spec P --- R

6JB-3R30/1P

Generator - 5JB3C1C
 Control - Code 169 (W.D. 611C790)
 Engine - Spec P --- R
 415K3 Underground Tank Kit
 (55 Gal.) - Includes
 Fittings
 415K7 Fuel Line Kit (25'x5/16")
 Includes Fittings

6JB-3R30/1R

Generator - 5JB3C1C
 Control - Code 169 (W.D. 611C790)
 Engine - Spec R --- R
 415K3 Underground Tank Kit
 (55 Gal.) - Includes
 Fittings
 415K7 Fuel Line Kit (25'x5/16")
 Includes Fittings

6JB-3R31/1P

Generator - 5JB3C1C
 Control - Code 169 (W.D. 611C790)
 Engine - Spec P --- R
 *143B321 Carburetor (Gas)
 307P312 Supply Line Fuel
 Solenoid Valve-Electric
 149P558 Supply Line Fuel
 Strainer

6JB-3R31/1R

Generator - 5JB3C1C
 Control - Code 169 (W.D. 611C790)
 Engine - Spec R --- R
 *141D726 Carburetor (Gas)
 307P312 Supply Line Fuel
 Solenoid Valve
 149P558 Supply Line Fuel
 Strainer

6JB-3R/1920P

Generator - 5JB3C1C

(Cont. next page)

* - Refer to Accessory Section for component parts.

MODEL DATA SECTION

51

6JB-3R/1920P (Cont.)

Control - Code 174 (W.D. 611C797)
 Code 130 (W.D. 612B1543)
 Code 139 (W.D. 625A23)
 Engine - Spec P --- R
 *143B321 Carburetor (Gas)
 *405A1417 Housing Assy.
 102B548 Oil Base
 333B102 Oil Base Heater
 333B88 Heater Box
 333A87 Heater Box Cover
 508A100 Heater Box Rubber
 Grommet
 309A168 Heater Thermostat

6JB-3R/2198P

Generator - 5JB3C1C
 Control - Code 174 (W.D. 611C797)
 Engine - Spec P --- R
 309P196 Hi-Temp. Cut-Off
 Switch
 309A195 Hi-Temp. Switch
 Bracket
 508A126 Hi-Temp. Switch
 Insulating Washer
 508A127 Hi-Temp. Switch
 Insulating Bushing
 332A876 Hi-Temp. Switch
 Terminal

6JB-3R/2442P

Generator - 5JB3C1C
 Control - Code 169 (W.D. 611C790)
 Engine - Spec P - R
 *143B305 Carburetor (Gas-Gaso)
 134D1804 Air Outlet Duct

6JB-3R/2539P

Generator - 5JB3C1C
 Control - Code 169 (W.D. 611C790)
 Engine - Spec P --- R
 *143B321 Carburetor (Gas)
 134D1804 Air Outlet Duct

6JB-3R/3212P

Generator - 5JB3C1C
 Control - Code 174 (W.D. 611C797)
 Engine - Spec P --- R
 *140K677 Oil Bath Air
 Cleaner Kit

6JB-3R/3663P

Generator - 5JB3C1C
 Control - Code 174 (W.D. 611C797)
 Engine - Spec P --- R
 *143B305 Carburetor (Gas-Gaso)
 *134C1811 Air Shutter Assy.
 309P196 Hi-Temp. Cut-Off
 Switch
 309A195 Hi-Temp. Switch
 Bracket
 508A126 Hi-Temp. Switch
 Insulating Washer
 508A127 Hi-Temp. Switch
 Insulating Bushing
 332A876 Hi-Temp. Switch
 Terminal

6JB-3R/5018P

Generator - 5JB3C1C
 Control - Code 174 (W.D. 611C797)
 Engine - Spec P --- R
 *143B321 Carburetor (Gas)
 134D1804 Air Outlet Duct
 102B548 Oil Base
 333B102 Oil Base Heater
 333B88 Heater Box
 333A87 Heater Box Cover
 508A100 Heater Box Rubber
 Grommet
 309A168 Heater Thermostat

6JB-3R30/316P

Generator - 5JB3C1C
 Control - Code 169 (W.D. 611C790)
 Engine - Spec P --- R
 *159B775 Reservoir Tank Assy.
 134D1292 Cylinder Air
 Housing Cover (Top)
 415K7 Fuel Line Kit
 (25' x 5/16")
 Includes Fittings
 415K3 Underground Tank
 Kit (55 Gal.) -
 Includes Fittings

6JB-3R30/1543P

Generator - 5JB3C1C
 Control - Code 183 (W.D. 611C827)
 Code 130 (W.D. 612B1543)
 Engine - Spec P --- R
 *159B775 Reservoir Tank Assy.
 *405A1414 Housing Assy.
 134B1292 Cylinder Air Housing
 Cover (Top)
 415K3 Underground Tank Kit
 (55 Gal.) - Includes
 Fittings
 415K7 Fuel Line Kit
 (25' x 5/16") -
 Includes Fittings

6JB-3R31/2468R

Generator - 5JB3C1C
 Control - Code 169 (W.D. 611C790)
 Engine - Spec R --- R
 *141D726 Carburetor (Gas)
 134D1804 Air Outlet Duct
 307P312 Supply Line Fuel
 Solenoid Valve-Elec.
 149P558 Supply Line Fuel
 Strainer

6JB-3RV/1P

Generator - 5JB3C1C
 Control - Code 169 (W.D. 611C790)
 Engine - Spec P --- R
 Vacu-Flo Cooled

6JB-3RV/13P

Generator - 5JB3C1C
 Control - Code 169 (W.D. 611C790)
 Engine - Spec P --- R
 Vacu-Flo Cooled
 *143B321 Carburetor (Gas)

6JB-3RV/96P

Generator - 5JB3C1C
 Control - Code 174 (W.D. 611C797)
 Engine - Spec P --- R
 Vacu-Flo Cooled

6JB-3RV/96S

Generator - 6JB53N4C
 Control - Code 178 (W.D. 611C805)
 Code 253 (W.D. 625A633)
 Engine - Spec S --- R
 Vacu-Flo Cooled

6JB-3RV/1983P

Generator - 5JB3C1C
 Control - Code 174 (W.D. 611C797)
 Engine - Spec P --- R
 Vacu-Flo Cooled
 *143B321 Carburetor (Gas)

6JB-3RV/2489P

Generator - 5JB3C1C
 Control - Code 174 (W.D. 611C797)
 Code 139 (W.D. 625A23)
 Engine - Spec P --- R
 Vacu-Flo Cooled
 *143B321 Carburetor Gas
 102A548 Oil Base
 333B102 Oil Base Heater
 333B88 Heater Box
 333A87 Heater Box Cover
 508A100 Heater Box Rubber
 Grommet
 309A168 Heater Thermostat
 309P196 Hi-Temp. Cut-Off Switch
 309A195 Hi-Temp. Switch Bracket
 508A126 Hi-Temp. Switch
 Insulating Washer
 508A127 Hi-Temp. Switch
 Insulating Bushing
 332A876 Hi-Temp. Switch Terminal

6JB-4R/1P

Generator - 5JB4C1C
 Control - Code 172 (W.D. 611C793)
 Engine - Spec P --- R

6JB-4R/13P

Generator - 5JB4C1C
 Control - Code 172 (W.D. 611C793)
 Engine - Spec P --- R
 *143B321 Carburetor (Gas)

6JB-4R/13R

Generator - 706JB4C1A
 Control - Code 169 (W.D. 611C790)
 Engine - Spec R --- R
 *141D726 Carburetor (Gas-Gaso)

6JB-4R31/1P

Generator - 5JB4C1C
 Control - Code 173 (W.D. 611C794)
 Engine - Spec P --- R
 *143B321 Carburetor (Gas)
 307P312 Supply Line Fuel
 Solenoid Valve-Electric
 149P558 Supply Line Fuel
 Strainer

* - Refer to Accessory Section for component parts.

MODEL DATA SECTION

6JB-4R31/1R

Generator - 5JB4C1C
Control - Code 173 (W.D. 611C794)
Engine - Spec R --- R
*141D726 Carburetor (Gas)
307P312 Supply Line Fuel
Solenoid Valve-Elec.
149P558 Supply Line Fuel
Strainer

6JB-4R/2024P

Generator - 5JB4C1C
Control - Code 176 (W.D. 611C802)
Code 130 (W.D. 612B1543)
Engine - Spec P --- R
*143B321 Carburetor (Gas)
*405A1419 Housing Assy.

6JB-4R/2442P

Generator - 5JB4C1C
Control - Code 172 (W.D. 611C793)
Engine - Spec P --- R
*143B305 Carburetor (Gas-Gaso)
134D1804 Air Outlet Duct

6JB-4R/2468P

Generator - 5JB4C1C
Control - Code 172 (W.D. 611C793)
Engine - Spec P --- R
134D1804 Air Outlet Duct

6JB-4R/2539P

Generator - 5JB4C1C
Control - Code 172 (W.D. 611C793)
Engine - Spec P --- R
*143B321 Carburetor (Gas)
134D1804 Air Outlet Duct

6JB-4R/5465P

Generator - 5JB4C1C
Control - Code 175 (W.D. 611C799)
Code 198 (W.D. 611C859)
Code 130 (W.D. 612B1543)
Engine - Spec P --- R
*405A1419 Housing Assy.
*159A820 Fuel Tank Assy.

6JB-4R/5523P

Generator - 5JB4C1C
Control - Code 175 (W.D. 611C799)
Engine - Spec P --- R
*140K677 Oil Bath Air Cleaner
Kit
309P196 Hi-Temp. Cut-Off
Switch
309A195 Hi-Temp. Switch
Bracket
508A196 Hi-Temp. Switch
Insulating Washer
508A197 Hi-Temp. Switch
Insulating Bushing
332A876 Hi-Temp. Switch
Terminal

6JB-4R31/2468R

Generator - 5JB4C1C
Control - Code 173 (W.D. 611C794)
Engine - Spec R --- R

6JB-4R31/2468R (Cont.)

*141D726 Carburetor (Gas)
134D1804 Air Duct
307P312 Supply Line Fuel
Solenoid Valve -
Electric
149P558 Supply Line Fuel
Strainer

6JB-4RV131/1P

Generator - 5JB4C1C
Control - Code 173 (W.D. 611C794)
Engine - Spec P --- R
Vacu-Flo Cooled
*143B321 Carburetor (LPG)
307P312 Supply Line Fuel
Solenoid Valve-Elec.
149P558 Supply Line Fuel
Strainer

6JB-4RV131/1R

Generator - 5JB4C1C
Control - Code 173 (W.D. 611C794)
Engine - Spec R --- R
Vacu-Flo Cooled
*141D726 Carburetor (LPG)
307P312 Supply Line Fuel
Solenoid Valve-Elec.
149P558 Supply Line Fuel
Strainer

6JB-4RV/2061P

Generator - 5JB4C1C
Control - Code 181 (W.D. 611C815)
Engine - Spec P --- R
*143B321 Carburetor (Gas)
167A715 Spark Plug (2)
166B382 Ignition Coil
503-465 Ignition Coil Clamp
166B389 Ignition Coil Mtg.
Bracket

6JB-5R31/1R

Generator - 5JB5C1C
Control - Code 169 (W.D. 611C790)
Engine - Spec R --- R
*141D726 Carburetor (Gas)
307P312 Supply Line Fuel
Solenoid Valve-Elec.
149P558 Supply Line Fuel
Strainer

6JB-6R/12P

Generator - 5JB/198
Control - Code 171 (W.D. 611C792)
Engine - Spec P --- R
*143B305 Carburetor (Gas-Gaso)

6JB-52RV/1R

Generator - 6JB53N4C
Control - Code 177 (W.D. 611C804)
Code 253 (W.D. 625A633)
Engine - Spec R --- R
Vacu-Flo Cooled

6JB-53E/5048P

Generator - 6JB/228
231E99 Generator to Engine
Adapter

6JB-53E/5048P (Cont.)

Control - Code 207 (W.D. 611C882)
Code 101 (W.D. 625A729)
Engine - Spec P --- R
160A914 Magneto Backplate Assy.
Complete
160B877 Magneto Flywheel &
Ring Gear
104B423 Ring Gear Only
*191D429 Starter Motor - 24V
508-93 Backplate Hi-Tension
Grommet
102B450 Oil Base
402A276 Vibration Mount
Cushion - Lower (4)
402A36 Vibration Mount
Cushion - Upper (4)
402A46 Spacer Bushing -
Vibration Mount (4)
*143C275 Carburetor
154C695 Exhaust Manifold
154A133 Exhaust Manifold
Flange Gasket
155A170 Exhaust Manifold Flange
123B980 Oil Fill Tube Assy.
123A966 Cap & Indicator -
Oil Fill
120A623 Filter to Head Oil Line
134C1278 Air Housing Cover (Top)
134D1419 Cylinder Shroud Pan
(Bottom)
153B328 Choke Cable Assy.
503A384 Breather Hose
167-81 Spark Plug (2)
167A1430 Spark Plug Cable (2)
167A33 Spark Plug Cable
Clip (2)
416A50 Battery Cable (2)
192B268 Hand Crank
160A697 Magneto Backplate &
Pole Shoe
160A927 Magneto Coil
160B762 Breaker Plate Assy.
160A769 Breaker Plate Cover
403C660 Lifting Bracket

6JB-53E/5048S & 6.0JB-53CE/5048S

Generator - 6JB/228
231E99 Generator to Engine
Adapter
Control - Code 207 (W.D. 611C882)
Code 101 (W.D. 625A729)
Engine - Spec S --- R
160A914 Magneto Backplate Assy.
Complete
160B877 Magneto Flywheel &
Ring Gear
104B423 Ring Gear Only
*191D429 Starter Motor - 24V
508-93 Backplate Hi-Tension
Grommet
102B450 Oil Base
402A36 Vibration Mount Cushion
- Upper (4)
402A276 Vibration Mount Cushion
- Lower (4)
402A46 Spacer Bushing -
Vibration Mount (4)

(Cont. next page)

* - Refer to Accessory Section for component parts.

MODEL DATA SECTION

53

6.0JB-53CE/5048S & 6JB-53E/5048S (Cont.)

*141D693 Carburetor
154C695 Exhaust Manifold
154A133 Exhaust Manifold
Flange Gasket
155A170 Exhaust Manifold
Flange
123B980 Oil Fill Tube Assy.
123A966 Cap & Indicator -
Oil Fill
153B328 Choke Cable Assy.
167-81 Spark Plug (2)
167A1430 Spark Plug Cable (2)
167A33 Spark Plug Cable
Clip (2)
416A50 Battery Cable (2)
192B268 Hand Crank
160A697 Magneto Backplate &
Pole Shoe
160A927 Magneto Coil
160B762 Breaker Plate Assy.
160A769 Breaker Plate Cover
403C660 Lifting Bracket
153A327 Manual Choke Starter
153A326 Manual Choke Arm

6JB-53E/5468P

Generator - 6JB/228
231E99 Generator to Engine
Adapter
Control - Code 192 (W.D. 611C850)
Code 258 (W.D. 625A729)
Engine - Spec P --- R
*143C275 Carburetor
*191D429 Starter Motor - 24V
160A914 Magneto Backplate Assy.
Complete
160A697 Magneto Backplate &
Pole Shoe
160A927 Magneto Coil
160B877 Magneto Flywheel &
Ring Gear
104B423 Ring Gear Only
102A276 Oil Base
402A276 Vibration Mount
Cushion - Lower (4)
402A36 Vibration Mount
Cushion - Upper (4)
402A46 Spacer Bushing -
Vibration Mount (4)
508-93 Backplate Hi-Tension
Grommet
154C695 Exhaust Manifold
154A133 Exhaust Manifold
Flange Gasket
155A170 Exhaust Manifold
Flange
123B980 Oil Fill Tube Assy.
123A966 Cap & Indicator -
Oil Fill
120A623 Filter to Head Oil
Line
160B762 Breaker Plate Assy.
160A769 Breaker Plate Cover
134C1781 Air Housing Cover Top
134D1419 Cylinder Shroud Pan
(Bottom)

6JB-53E/5468P (Cont.)

153B328 Choke Cable Assy.
503A384 Breather Hose
167-81 Spark Plug (2)
167A1430 Spark Plug Cable (2)
167A33 Spark Plug Cable
Clip (2)
416A50 Battery Cable (2)
308-97 Momentary Switch
(Mounts in Cylinder
Shroud Cover Top)
309B10 Low Oil Pressure
Switch

6JB-53R/1P

Generator - 6JB53N4C
Control - Code 177 (W.D. 611C804)
Code 253 (W.D. 625A633)
Engine - Spec P --- R

6JB-53R/1R

Generator - 6JB53N4C
Control - Code 177 (W.D. 611C804)
Code 253 (W.D. 625A633)
Engine - Spec R --- R

6JB-53R/1S & 6.0JB-53CR/1S

Generator - 6JB53N4C
Control - Code 177 (W.D. 611C804)
Code 253 (W.D. 625A633)
Engine - Spec S --- R

6JB-53R17/1P

Generator - 8JCS3N4C
Control - Code 177 (W.D. 611C804)
Code 253 (W.D. 625A633)
Engine - Spec P --- R
*134C1737 Air Shutter Assy.
*140K905 Air Pre-Heater Kit

6JB-53R/1041R

Generator - 6JB53N4C
Control - Code 177 (W.D. 611C804)
Code 130 (W.D. 612B1543)
Code 253 (W.D. 625A633)
Engine - Spec R --- R
*405A1413 Housing Assy.
*159A820 Fuel Tank Assy.

6JB-53R/7437R

Generator - 6JB53N1C
Control - Code 234 (W.D. 611C976)
Code 130 (W.D. 612B1543)
Code 145 (W.D. 625A426)
Engine - Spec R --- R
*405A1414 Housing Assy.
*159A820 Fuel Tank Assy.

6JB-53RV/1P

Generator - 6JB53N4C
Control - Code 177 (W.D. 611C804)
Code 253 (W.D. 625A633)
Engine - Spec P --- R
Vacu-Flo Cooled

6JB-53RV/1R

Generator - 6JB53N4C
Control - Code 177 (W.D. 611C804)
Code 253 (W.D. 625A633)
Engine - Spec R --- R
Vacu-Flo Cooled

6JB-53RV/1S & 6.0JB-53CR/8100S

Generator - 6JB53N4C
Control - Code 177 (W.D. 611C804)
Code 253 (W.D. 625A633)
Engine - Spec S --- R
Vacu-Flo Cooled

6JB-53RV/6857R

Generator - 6JB53N1C
Control - Code 226 (W.D. 611C942)
Code 145 (W.D. 625A426)
Engine - Spec R --- R
Vacu-Flo Cooled

6JB-53XR/1R

Generator - 6JB/338
Control - Code 228 (W.D. 611C948)
Code 253 (W.D. 625A633)
Engine - Spec R --- R

6JB-54R/1P

Generator - 6JB54N4C
Control - Code 179 (W.D. 611C806)
Code 253 (W.D. 625A633)
Engine - Spec P --- R

6JB-55DR/1R

Generator - 6JB55DN1C
Control - Code 75 (W.D. 611C666)
Code 145 (W.D. 625A426)
Engine - Spec R --- R

6JB-55DR/5075

Generator - 6JB55DN1C
Control - Code 75 (W.D. 611C666)
Code 145 (W.D. 625A426)
Engine - Spec S --- R
*403A833 Skid Base Assy.

6JB-57M/1234P

Generator - 6JB57N3C
Control - Code 4 (W.D. 602B198)
Code 145 (W.D. 625A426)
Engine - Spec P --- M

6JB-57M/1234S & 6.0JB-57M/1234S

Generator - 6JB57N3C
Control - Code 4 (W.D. 602B198)
Code 145 (W.D. 625A426)
Engine - Spec S --- M

6JB-57R/1P

Generator - 6JB57N4C
Control - Code 179 (W.D. 611C806)
Code 253 (W.D. 625A633)
Engine - Spec P --- R

* - Refer to Accessory Section for component parts.

MODEL DATA SECTION

6JB-57R/1R

Generator - 6JB57N4C
Control - Code 179 (W.D. 611C806)
Code 253 (W.D. 625A633)
Engine - Spec R --- R

6JB-57R/1S

Generator - 6JB57N4C
Control - Code 179 (W.D. 611C806)
Code 253 (W.D. 625A633)
Engine - Spec S --- R

6JB-57R/7R

Generator - 6JB57N4C
Control - Code 179 (W.D. 611C806)
Code 130 (W.D. 612B1543)
Code 253 (W.D. 625A633)
Engine - Spec R --- R
*405A1413 Housing Assy.

6JB-57R/1041R

Generator - 6JB57N4C
Control - Code 179 (W.D. 611C806)
Code 130 (W.D. 612B1543)
Code 253 (W.D. 625A633)
Engine - Spec R --- R
*405A1413 Housing Assy.
*159A820 Fuel Tank Assy.

6JB-57R/2198P

Generator - 6JB57N4C
Control - Code 180 (W.D. 611C807)
Code 253 (W.D. 625A633)
Engine - Spec P --- R
309P196 Hi-Temp. Cut-Off Switch
309A195 Hi-Temp. Switch Bracket
508A126 Hi-Temp. Switch
Insulator Washer
508A127 Hi-Temp. Switch
Insulator Bushing
332A876 Hi-Temp. Switch
Terminal

6JB-57RV/1R

Generator - 6JB57N4C
Control - Code 179 (W.D. 611C806)
Code 253 (W.D. 625A633)
Engine - Spec R --- R
Vacu-Flo Cooled

6JB-57RV/2198P

Generator - 6JB57N4C
Control - Code 180 (W.D. 611C807)
Code 253 (W.D. 625A633)
Engine - Spec P --- R
Vacu-Flo Cooled
309P196 Hi-Temp. Cut-Off Switch
309A195 Hi-Temp. Switch Bracket
508A126 Hi-Temp. Switch
Insulator Washer
508A127 Hi-Temp. Switch
Insulator Bushing
332A876 Hi-Temp. Switch
Terminal

6JB-57XR/2897R

Generator - 6JB/287
Control - Code 220 (W.D. 611C918)
Engine - Spec R --- R

6JB-57XRV/1R

Generator - 6JB/287
Control - Code 219 (W.D. 611C916)
Code 253 (W.D. 625A633)
Engine - Spec R --- R
Vacu-Flo Cooled

6JB-57XRV/13R

Generator - 6JB/287
Control - Code 219 (W.D. 611C916)
Code 253 (W.D. 625A633)
Engine - Spec R --- R
Vacu-Flo Cooled
*141D726 Carburetor (Gas)

6JB-599R/3889R

Generator - 8JC/341
Control - Code 229 (W.D. 611C951)
Code 261 (W.D. 625A887)
Engine - Spec R --- R
160B877 Magneto Flywheel &
Ring Gear
104B423 Flywheel Ring Gear
Only
167A81 Spark Plug (2)
167A33 Spark Plug Cable
Clip (2)
167A1430 Spark Plug Cable (2)
160A697 Magneto Backplate &
Pole Shoe
160A927 Magneto Coil
160A914 Magneto Backplate &
Coil Assy.

6JB-599R/7648R

Generator - 6JB/384
Control - Code 237 (W.D. 611C990)
Code 260 (W.D. 625A874)
Engine - Spec R --- R
160A698 Magneto Backplate &
Coil Assy.
160A697 Magneto Backplate &
Pole Shoe
160B693 Magneto Coil
160B877 Magneto Flywheel &
Ring Gear
104B423 Flywheel Ring Gear
Only
508-93 Backplate Grommet
167A1383 Spark Plug Cable (2)
167A33 Spark Plug Cable
Clip (2)

6JB-599RV/5064P

Generator - 6JB/202
Control - Code 185 (W.D. 611C831)
Code 145 (W.D. 625A426)
Engine - Spec P --- R
Vacu-Flo Cooled

6JB-599RV/5064R

Generator - 6JB/202
Control - Code 185 (W.D. 611C831)
Code 145 (W.D. 625A426)
Engine - Spec R --- R
Vacu-Flo Cooled

6JB-599RV/7186S & 6.0JB-599R/8665S

Generator - 6JB/202
Control - Code 241 (W.D. 611C1004)
Code 145 (W.D. 625A426)
Engine - Spec S --- R
Vacu-Flo Cooled

601JB-51R/1R

Generator - 601JB51C1A
Control - Code 169 (W.D. 611C790)
Engine - Spec R --- R

601JB-52R/1P

Generator - 601JB52C1A
Control - Code 168 (W.D. 611C789)
Engine - Spec P --- R

601JB-52R/1R

Generator - 601JB52C1A
Control - Code 169 (W.D. 611C790)
Engine - Spec R --- R

601JB-52R/3218R

Generator - 601JB52C1A
Control - Code 169 (W.D. 611C790)
Engine - Spec R --- R
*159B775 Fuel Tank Assy.
134D1804 Air Outlet Duct
309P196 Hi-Temp. Cut-Off Switch
309A195 Hi-Temp. Switch Bracket
508A126 Hi-Temp. Switch
Insulating Washer
508A127 Hi-Temp. Switch
Insulating Bushing
332A876 Hi-Temp. Switch
Terminal
134B1843 Cylinder Air Housing
Cover (Top)

601JB-52RV/1P

Generator - 601JB52C1A
Control - Code 169 (W.D. 611C790)
Engine - Spec P --- R
Vacu-Flo Cooled

601JB-52RV/1R

Generator - 601JB52C1A
Control - Code 169 (W.D. 611C790)
Engine - Spec R --- R
Vacu-Flo Cooled

601JB-53RV/1R

Generator - 601JB53C1A
Control - Code 169 (W.D. 611C790)
Engine - Spec R --- R
Vacu-Flo Cooled

MODEL DATA SECTION

55

601JB-55R/1R

Generator - 601JB55C1A
Control - Code 169 (W.D. 611C790)
Engine - Spec R --- R

601JB-57R/12P

Generator - 601JB57C1A
Control - Code 169 (W.D. 611C790)
Engine - Spec P --- R
*143B305 Carburetor (Gas-Gaso)

601JB-57R/2198R

Generator - 601JB57C1A
Control - Code 174 (W.D. 611C797)
Engine - Spec R --- R
309P196 Hi-Temp. Cut-Off Switch
309A195 Hi-Temp. Switch Bracket
508A126 Hi-Temp. Switch Insulating Washer
508A127 Hi-Temp. Switch Insulating Bushing
332A876 Hi-Temp. Switch Terminal

705JB-1R31/1P

Generator - 705JB3N4C
Control - Code 103 (W.D. 611C733)
Code 155 (W.D. 625A631)
Engine - Spec P --- R
*143B321 Carburetor (Gas)
104D430 Crankshaft
103D225 Gear Cover Backplate
104B473 Flywheel
103C252 Gear Cover Assy.
103C231 Gear Cover Gasket
*191C453 Starter Motor - Includes Gear
191A457 Idler Gear Assy.
191B354 Crankshaft Gear & Clutch
191A342 Idler Gear Base & Shaft
518-196 Idler Gear Retaining Ring
526-175 Idler Gear Thrust Washer
338B414 Breaker Plate to Control Wiring Harness
307B845 Start Solenoid
306A196 Start Solenoid Bracket
338B366 Starter Wiring Harness
112A106 Piston & Pin (2)
113-107 Ring Set (2)
336A210 Starter to Solenoid Cable
307P312 Supply Line Fuel Solenoid Valve-Electric
149P558 Supply Line Fuel Strainer

705JB-1R31/1R

Generator - 705JB3N4C
Control - Code 214 (W.D. 611C906)
Code 155 (W.D. 625A631)
Engine - Spec R --- R

705JB-1R31/1R (Cont.)

*141D726 Carburetor (Gas)
112A106 Piston & Pin (2)
113-107 Ring Set (2)
307B845 Start Solenoid
306A196 Start Solenoid Bracket
307P312 Supply Line Fuel Solenoid Valve-Elec.
149P558 Supply Line Fuel Strainer

705JB-1R31/1S & 7.5JB-1R31/13S

Generator - 705JB3N4C
Control - Code 214 (W.D. 611C906)
Code 155 (W.D. 625A631)
Engine - Spec S --- R
*141D726 Carburetor (Gas)
307B845 Start Solenoid
306A196 Start Solenoid Bracket
307P312 Supply Line Fuel Solenoid Valve-Elec.
149P558 Supply Line Fuel Strainer

705JB-1R/1075R

Generator - 705JB3N4C
Control - Code 177 (W.D. 611C804)
Code 130 (W.D. 612B1543)
Code 155 (W.D. 625A631)
Engine - Spec R --- R
*141D726 Carburetor (Gas)
*405A1413 Housing Assy.

705JB-1R131/1P

Generator - 705JB3N4C
Control - Code 103 (W.D. 611C733)
Code 155 (W.D. 625A631)
Engine - Spec P --- R
*143B321 Carburetor (LPG)
104D430 Crankshaft
103D225 Gear Cover Backplate
104B473 Flywheel
103C252 Gear Cover Assy.
103C231 Gear Cover Gasket
*191C453 Starter Motor - Includes Gear
191A457 Idler Gear Assy.
191B354 Crankshaft Gear & Clutch
191A342 Idler Gear Base & Shaft
518-196 Idler Gear Retaining Ring
526-175 Idler Gear Thrust Washer
338B414 Breaker Plate to Control Wiring Harness
307B845 Start Solenoid
306A196 Start Solenoid Bracket
338B366 Starter Wiring Harness
336A210 Starter to Solenoid Cable

705JB-1R131/1P (Cont.)

307P312 Supply Line Fuel Solenoid Valve-Electric
149P558 Supply Line Fuel Strainer

705JB-1R131/1R

Generator - 705JB3N4C
Control - Code 214 (W.D. 611C906)
Code 155 (W.D. 625A631)
Engine - Spec R --- R
*141D726 Carburetor (LPG)
307B845 Start Solenoid
306A196 Start Solenoid Bracket

705JB-1R31/7091R

Generator - 705JB/234
Control - Code 231 (W.D. 611C954)
Code 155 (W.D. 625A631)
Engine - Spec R --- R
*141D726 Carburetor (Gas)
112A106 Piston & Pin (2)
113-107 Ring Set (2)
307B845 Start Solenoid
306A196 Start Solenoid Bracket
309P206 Hi-Temp. Cut-Off Switch
309A195 Hi-Temp. Switch Bracket
508A126 Hi-Temp. Switch Insulating Washer
508A127 Hi-Temp. Switch Insulating Bushing
332A876 Hi-Temp. Switch Terminal
307P312 Supply Line Fuel Solenoid Valve-Electric
149P558 Supply Line Fuel Strainer

705JB-1R31/7091S

Generator - 705JB/234
Control - Code 231 (W.D. 611C954)
Code 155 (W.D. 625A631)
Engine - Spec S --- R
*141D726 Carburetor (Gas)
309P206 Hi-Temp. Cut-Off Switch
309A195 Hi-Temp. Switch Bracket
508A126 Hi-Temp. Switch Insulating Washer
508A127 Hi-Temp. Switch Insulating Bushing
332A876 Hi-Temp. Switch Terminal
307B845 Start Solenoid
306A196 Start Solenoid Bracket
307P312 Supply Line Fuel Solenoid Valve-Electric
149P558 Supply Line Fuel Strainer

705JB-1RV31/1P

Generator - 705JB3N4C
Control - Code 103 (W.D. 611C733)
Code 155 (W.D. 625A631)
Engine - Spec P --- R
Vacu-Flo Cooled
*143B321 Carburetor (Gas)
104D430 Crankshaft
103D225 Gear Cover Backplate

* - Refer to Accessory Section for component parts.

(Cont. next page)

MODEL DATA SECTION

705JB-1RV31/1P (Cont.)

104B527 Flywheel
 103C252 Gear Cover Assy.
 103C231 Gear Cover Gasket
 *191C453 Starter Motor -
 Includes Gear
 191A457 Idler Gear Assy.
 191B354 Crankshaft Gear &
 Clutch
 191A342 Idler Gear Base &
 Shaft
 518-196 Idler Gear Retaining
 Ring
 526-175 Idler Gear Thrust
 Washer
 338B414 Breaker Plate to
 Control Wiring Harness
 307B845 Start Solenoid
 306A196 Start Solenoid Bracket
 338B366 Starter Wiring Harness
 134B1685 Cylinder Shroud
 Wrapper
 336A210 Starter to Solenoid
 Cable
 307P312 Supply Line Fuel
 Solenoid Valve-Elec.
 149P558 Supply Line Fuel
 Strainer

705JB-1RV31/1R

Generator - 705JB3N4C
 Control - Code 214 (W.D. 611C906)
 Code 155 (W.D. 625A631)
 Engine - Spec R
 Vacu-Flo Cooled
 *141D726 Carburetor (Gas)
 112A106 Piston & Pin (2)
 113-107 Ring Set (2)
 307B845 Start Solenoid
 306A195 Start Solenoid Bracket
 307P312 Supply Line Fuel
 Solenoid

705JB-1RV31/1S

Generator - 705JB3N4C
 Control - Code 214 (W.D. 611C906)
 Code 155 (W.D. 625A631)
 Engine - Spec S --- R
 Vacu-Flo Cooled
 *141D726 Carburetor (Gas)
 307B845 Start Solenoid
 306A196 Start Solenoid Bracket
 307P312 Supply Line Fuel
 Solenoid Valve-Electric
 149P558 Supply Line Fuel
 Strainer

705JB-3E/3103R

Generator - 10JC/282
 Control - Code 215 (W.D. 611C907)
 Code 155 (W.D. 625A631)
 Engine - Spec R --- R
 *141D693 Carburetor
 154C695 Exhaust Manifold
 155A170 Exhaust Manifold Flange
 154A133 Exhaust Manifold Flange
 Gasket

705JB-3E/3103R (Cont.)

153B328 Manual Choke
 153A326 Manual Choke Arm
 134D1178 Grille & Plate

705JB-3M/1P

Generator - 705JB3N3C
 Control - Code 3 (W.D.602B197)
 Code 146 (W.D.625A429)
 Engine - Spec P --- M

705JB-3R/1P

Generator - 705JB3N4C
 Control - Code 177 (W.D.611C804)
 Code 155 (W.D.625A631)
 Engine - Spec P --- R

705JB-3R/1R

Generator - 705JB3N4C
 Control - Code 177 (W.D.611C804)
 Code 155 (W.D.625A631)
 Engine - Spec R --- R

705JB-3R/1S & 7.5JB-3CR/1S

Generator - 705JB3N4C
 Control - Code 177 (W.D.611C804)
 Code 155 (W.D.625A631)
 Engine - Spec S --- R

705JB-3R/7R

Generator - 705JB3N4C
 Control - Code 177 (W.D.611C804)
 Code 130 (W.D.612B1543)
 Code 155 (W.D.625A631)
 Engine - Spec R --- R
 *405A1413 Housing Assy.

705JB-3R/12P

Generator - 705JB3N4C
 Control - Code 177 (W.D.611C804)
 Code 155 (W.D.625A631)
 Engine - Spec P --- R
 *143B305 Carburetor (Gas-Gaso)

705JB-3R/12R

Generator - 705JB3N4C
 Control - Code 177 (W.D.611C804)
 Code 155 (W.D.625A631)
 Engine - Spec R --- R
 *141D718 Carburetor (Gas-Gaso)

705JB-3R/12S & 7.5JB-3CR/12S

Generator - 705JB3N4C
 Control - Code 177 (W.D.611C804)
 Code 155 (W.D.625A631)
 Engine - Spec S --- R
 *141D318 Carburetor (Gas-Gaso)

705JB-3R/13P

Generator - 705JB3N4C
 Control - Code 177 (W.D.611C804)
 Code 155 (W.D.625A631)
 Engine - Spec P --- R
 *143B321 Carburetor (Gas)

705JB-3R/13R

Generator - 705JB3N4C
 Control - Code 177 (W.D. 611C804)
 Code 155 (W.D. 625A631)
 Engine - Spec R --- R
 *141D726 Carburetor (Gas)

705JB-3R/13S & 7.5JB-3CR/13S

Generator - 705JB3N4C
 Control - Code 177 (W.D. 611C804)
 Code 155 (W.D. 625A631)
 Engine - Spec S --- R
 *141D726 Carburetor (Gas)

705JB-3R/55R

Generator - 705JB3N4C
 Control - Code 178 (W.D. 611C805)
 Code 155 (W.D. 125A631)
 Engine - Spec R --- R
 *141D718 Carburetor (Gas-Gaso)

705JB-3R/96P

Generator - 705JB3N4C
 Control - Code 178 (W.D. 611C805)
 Code 155 (W.D. 625A631)
 Engine - Spec P --- R

705JB-3R/96R

Generator - 705JB3N4C
 Control - Code 178 (W.D. 611C805)
 Code 155 (W.D. 625A631)
 Engine - Spec R --- R

705JB-3R/96S & 7.5JB-3CR/96S

Generator - 705JB3N4C
 Control - Code 178 (W.D. 611C805)
 Code 155 (W.D. 625A631)
 Engine - Spec S --- R

705JB-3R17/1R

Generator - 10JC3N4C
 Control - Code 177 (W.D. 611C804)
 Code 252 (W.D. 625A632)
 Engine - Spec R --- R
 *134D1811 Air Shutter Assy.
 *140K905 Air Pre-Heater Kit
 309P196 Hi-Temp. Cut-Off Switch
 309A195 Hi-Temp. Switch Bracket
 508A126 Hi-Temp. Switch
 Insulating Washer
 508A127 Hi-Temp. Switch
 Insulating Bushing
 332A876 Hi-Temp. Switch Terminal

705JB-3R17/1S

Generator - 10JC3N4C
 Control - Code 177 (W.D. 166C804)
 Code 252 (W.D. 625A632)
 Engine - Spec S --- R
 *140K905 Air Pre-Heater Kit
 *134D1811 Air Shutter Assy.
 309P196 Hi-Temp. Cut-Off Switch
 309A195 Hi-Temp. Switch Bracket
 508A126 Hi-Temp. Switch
 Insulating Washer
 508A127 Hi-Temp. Switch
 Insulating Bushing
 332A876 Hi-Temp. Switch Terminal

* - Refer to Accessory Section for component parts.

MODEL DATA SECTION

57

705JB-3R/211P

Generator - 705JB3N4C
Control - Code 177 (W.D.611C804)
Code 139 (W.D.625A23)
Code 155 (W.D.625A631)
Engine - Spec P --- R
*143B305 Carburetor (Gas-Gaso)
102B548 Oil Base
333B102 Oil Base Heater
333B88 Heater Box
333A87 Heater Box Cover
508A100 Heater Box Rubber
Grommet
309A168 Heater Thermostat

705JB-3R/211S & 7.5JB-3CR/211S

Generator - 705JB3N4C
Control - Code 177 (W.D.611C804)
Code 139 (W.D.625A23)
Code 155 (W.D.625A631)
Engine - Spec S --- R
*141D718 Carburetor (Gas-Gaso)
102B548 Oil Base
333B102 Oil Base Heater
333B88 Heater Box
333A87 Heater Box Cover
508A100 Heater Box Grommet
309A168 Heater Thermostat

705JB-3R30/1P

Generator - 705JB3N4C
Control - Code 103 (W.D. 611C733)
Code 155 (W.D. 625A631)
Engine - Spec P --- R
104D430 Crankshaft
103D225 Gear Cover Backplate
103C252 Gear Cover Assy.
103C231 Gear Cover Gasket
104B473 Flywheel
*191C453 Starter Motor -
Includes Gear
191A457 Idler Gear Assy.
191B354 Crankshaft Gear &
Clutch
191A342 Idler Gear Base &
Shaft
518-196 Idler Gear Retaining
Ring
526-175 Idler Gear Thrust
Washer
307B845 Start Solenoid
338B414 Starter Wiring Harness
336A210 Starter to Solenoid
Cable
415K3 Underground Fuel Tank
(55 Gal.) Incl.Fittings
415K7 Fuel Line Kit
(25"x5/16") Includes
Elbows & Connector
306A196 Start Solenoid
Bracket

705JB-3R30/1R

Generator - 705JB3N4C
Control - Code 214 (W.D. 611C906)
Code 155 (W.D. 625A631)
Engine - Spec R --- R

705JB-3R30/1R (Cont.)

307B845 Start Solenoid
306A196 Start Solenoid
Bracket
415K3 Underground Fuel Tank
(55 Gal.) Includes
Fittings
415K7 Fuel Line Kit
(25' x 5/16")
Includes Elbows &
Connector

705JB-3R30/1S & 7.5JB-3CR31/1S

Generator - 705JB3N4C
Control - Code 214 (W.D.611C906)
Code 155 (W.D.625A631)
Engine - Spec S --- R
307B845 Start Solenoid
306A196 Start Solenoid
Bracket
415K3 Underground Fuel Tank
(55 Gal.) Includes
Fittings
415K7 Fuel Line Kit
(25"x5/16") Includes
Elbows & Connector

705JB-3R31/1P

Generator - 705JB3N4C
Control - Code 103 (W.D.611C733)
Code 155 (W.D.625A631)
Engine - Spec P --- R
*143B321 Carburetor (Gas)
104D430 Crankshaft
103D225 Gear Cover Backplate
104B473 Flywheel
103C252 Gear Cover Assy.
103C231 Gear Cover Gasket
*191C453 Starter Motor -
Includes Gear
191A457 Idler Gear Assy.
191B354 Crankshaft Gear &
Clutch
191A342 Idler Gear Base &
Shaft
518-196 Idler Gear Retaining
Ring
526-175 Idler Gear Thrust
Washer
338A414 Breaker Plate to
Control Wiring
Harness
307B845 Start Solenoid
306A196 Start Solenoid
Bracket
336A210 Starter to Solenoid
Cable
112A106 Piston & Pin (2)
113-107 Ring Set (2)
307P312 Supply Line Fuel
Solenoid Valve-Elec.
149P558 Supply Line Fuel
Strainer
338B366 Starter Wiring
Harness

705JB-3R31/1R

Generator - 705JB3N4C
Control - Code 214 (W.D. 611C906)
Code 155 (W.D. 625A631)
Engine - Spec R --- R
*141D726 Carburetor (Gas)
134C1909 Cylinder Air Housing
Cover
112A106 Piston & Pin (2)
113-107 Ring Set (2)
307B845 Start Solenoid
306A196 Start Solenoid Bracket
307P312 Supply Line Fuel
Solenoid Valve-Electric
149P558 Supply Line Fuel
Strainer

705JB-3R31/1S & 7.5JB-3CR31/13S

Generator - 705JB3N4C
Control - Code 214 (W.D. 611C906)
Code 155 (W.D. 625A631)
Engine - Spec S --- R
*141D726 Carburetor (Gas)
307B845 Start Solenoid
306A196 Start Solenoid Bracket
307P312 Supply Line Fuel
Solenoid Valve-Electric
149P558 Supply Line Fuel
Strainer

705JB-3R/363P

Generator - 705JB3N4C
Control - Code 214 (W.D. 611C804)
Code 139 (W.D. 625A23)
Code 155 (W.D. 625A631)
Engine - Spec P --- R
134B1292 Housing Cover (Top)
*159B775 Reservoir Tank Assy.
102B548 Oil Base
333B102 Oil Base Heater
333B88 Heater Box
333A87 Heater Box Cover
508A100 Heater Box Rubber
Grommet
309A169 Heater Thermostat

705JB-3R/507R

Generator - 705JB3N4C
Control - Code 214 (W.D. 611C804)
Code 155 (W.D. 625A631)
Engine - Spec R --- R
*403A833 Skid Base Assy.

705JB-3R/862P

Generator - 705JB3N4C
Control - Code 214 (W.D. 611C804)
Code 139 (W.D. 625A23)
Code 155 (W.D. 625A631)
Engine - Spec P --- R
*143B321 Carburetor (Gas)
102B548 Oil Base
333B102 Oil Base Heater
333B88 Heater Box
333A87 Heater Box Cover
508A100 Heater Box Rubber
Grommet
309A168 Heater Thermostat

* - Refer to Accessory Section for component parts.

MODEL DATA SECTION

705JB-3R/1018R

Generator - 705JB3N4C
Control - Code 177 (W.D.611C804)
Code 130 (W.D.612C1543)
Code 155 (W.D.625A631)
Engine - Spec R --- R
*141D718 Carburetor (Gas-Gaso)
*405A1413 Housing Assy.

705JB-3R/1041P

Generator - 705JB3N4C
Control - Code 177 (W.D.611C804)
Code 130 (W.D.612B1543)
Code 155 (W.D.625A631)
Engine - Spec P --- R
*405A1413 Housing Assy.
*159A820 Fuel Tank Assy.

705JB-3R/1041R

Generator - 705JB3N4C
Control - Code 177 (W.D.611C804)
Code 130 (W.D.612B1543)
Code 155 (W.D.625A631)
Engine - Spec R --- R
*405A1413 Housing Assy.
*159A820 Fuel Tank Assy.

705JB-3R/1041S

Generator - 705JB3N4C
Control - Code 177 (W.D.611C804)
Code 130 (W.D.612B1543)
Code 155 (W.D.625A631)
Engine - Spec S --- R
*405A1413 Housing Assy.
*159A820 Fuel Tank Assy.

705JB-3R/1075R

Generator - 705JB3N4C
Control - Code 177 (W.D.611C804)
Code 130 (W.D.612B1543)
Code 155 (W.D.625A631)
Engine - Spec R --- R
*405A1413 Housing Assy.
*141D726 Carburetor (Gas)

705JB-3R/1075S

Generator - 705JB3N4C
Control - Code 177 (W.D.611C804)
Code 130 (W.D.612B1543)
Code 155 (W.D.625A631)
Engine - Spec S --- R
*141D726 Carburetor (Gas)
*405A1413 Housing Assy.

705JB-3R/1282R

Generator - 705JB3N4C
Control - Code 178 (W.D.611C805)
Code 155 (W.D.625A631)
Engine - Spec R --- R
*141D718 Carburetor (Gas-Gaso)
309P196 Hi-Temp. Cut-Off Switch
309A195 Hi-Temp. Switch Bracket
508A126 Hi-Temp. Switch
Insulating Washer
508A127 Hi-Temp. Switch
Insulating Bushing
332A876 Hi-Temp. Switch
Terminal

705JB-3R131/1P

Generator - 705JB3N4C
Control - Code 103 (W.D.611C733)
Code 155 (W.D.625A631)
Engine - Spec P --- R
*143B321 Carburetor (LPG)
104D430 Crankshaft
103D225 Gear Cover Backplate
104B473 Flywheel
103C252 Gear Cover Assy.
103C231 Gear Cover Gasket
*191C453 Starter Motor - Includes Gear
191A457 Idler Gear Assy.
191B354 Crankshaft Gear & Clutch
191A342 Idler Gear Base & Shaft
518-196 Idler Gear Retaining Ring
526-175 Idler Gear Thrust Washer
338A414 Breaker Plate to Control Wiring Harness
307B845 Start Solenoid
306A196 Start Solenoid Bracket
336A210 Starter to Solenoid Cable
338B366 Starter Wiring Harness
307P312 Supply Line Fuel Solenoid Valve-Elec.
149P558 Supply Line Fuel Strainer

705JB-3R131/1R

Generator - 705JB3N4C
Control - Code 214 (W.D.611C906)
Code 155 (W.D.625A631)
Engine - Spec R --- R
*141D726 Carburetor (LPG)
307B845 Start Solenoid
306A196 Start Solenoid Bracket
307P312 Supply Line Fuel Solenoid Valve-Elec.
149P558 Supply Line Fuel Strainer

705JB-3R131/1S

Generator - 705JB3N4C
Control - Code 214 (W.D.611C906)
Code 155 (W.D.625A631)
Engine - Spec S --- R
*141D726 Carburetor (LPG)
307B845 Start Solenoid
306A196 Start Solenoid Bracket
307P312 Supply Line Fuel Solenoid Valve-Elec.
149P558 Supply Line Strainer

705JB-3R/1873R

Generator - 705JB3N4C
Control - Code 177 (W.D.611C804)
Code 130 (W.D.612B1543)
Code 139 (W.D.625A23)
Code 155 (W.D.625A631)
Engine - Spec R --- R
*405A1413 Housing Assy.
*141D726 Carburetor (Gas)
102B548 Oil Base
333B102 Oil Base Heater
333B88 Heater Box
333A87 Heater Box Cover
508A100 Heater Box Rubber Grommet
309A168 Heater Thermostat

705JB-3R/1920P

Generator - 705JB3N4C
Control - Code 178 (W.D.611C805)
Code 130 (W.D.612B1543)
Code 139 (W.D.625A23)
Code 155 (W.D.625A631)
Engine - Spec P --- R
*405A1413 Housing Assy.
*143B321 Carburetor (Gas)
102B548 Oil Base
333B102 Oil Base Heater
333B88 Heater Box
333A87 Heater Box Cover
508A100 Heater Box Rubber Grommet
309A168 Heater Thermostat

705JB-3R/1920R


Generator - 705JB3N4C
Control - Code 178 (W.D.611C805)
Code 130 (W.D.612B1543)
Code 139 (W.D.625A23)
Code 155 (W.D.625A631)
Engine - Spec R --- R
*405A1413 Housing Assy.
*141D726 Carburetor (Gas)
102B548 Oil Base
333B102 Oil Base Heater
333B88 Heater Box
333A87 Heater Box Cover
508A100 Heater Box Rubber Grommet
309A168 Heater Thermostat

705JB-3R/1983P

Generator - 705JB3N4C
Control - Code 178 (W.D.611C805)
Code 155 (W.D.625A631)
Engine - Spec P --- R
*143B321 Carburetor (Gas)

705JB-3R/1983R

Generator - 705JB3N4C
Control - Code 178 (W.D.611C805)
Code 155 (W.D.625A631)
Engine - Spec R --- R
*141D726 Carburetor (Gas)



MODEL DATA SECTION

59

705JB-3R/1983S & 7.5JB-3CR/1983S

Generator - 705JB3N4C
Control - Code 178 (W.D.611C805)
Code 155 (W.D.625A631)
Engine - Spec S --- R
*141D726 Carburetor (Gas)

705JB-3R/2198P

Generator - 705JB3N4C
Control - Code 178 (W.D.611C805)
Code 155 (W.D.625A631)
Engine - Spec P --- R
309P196 Hi-Temp. Cut-Off Switch
309A195 Hi-Temp. Switch Bracket
508A126 Hi-Temp. Switch
Insulating Washer
508A127 Hi-Temp. Switch
Insulating Bushing
332A876 Hi-Temp. Switch
Terminal

705JB-3R/2198R

Generator - 705JB3N4C
Control - Code 178 (W.D.611C805)
Code 155 (W.D.625A631)
Engine - Spec R --- R
309P196 Hi-Temp. Cut-Off Switch
309A195 Hi-Temp. Switch Bracket
508A126 Hi-Temp. Switch
Insulating Washer
508A127 Hi-Temp. Switch
Insulating Bushing
332A876 Hi-Temp. Switch
Terminal

705JB-3R/2198S & 7.5JB-3CR/2198S

Generator - 705JB3N4C
Control - Code 178 (W.D.611C805)
Code 155 (W.D.625A631)
Engine - Spec S --- R
309P196 Hi-Temp. Cut-Off Switch
309A195 Hi-Temp. Switch Bracket
508A126 Hi-Temp. Switch
Insulating Washer
508A127 Hi-Temp. Switch
Insulating Bushing
332A876 Hi-Temp. Switch
Terminal

705JB-3R/2219P

Generator - 705JB3N4C
Control - Code 178 (W.D.611C805)
Code 155 (W.D.625A631)
Engine - Spec P --- R
134D1804 Air Outlet Duct

705JB-3R/2219R

Generator - 705JB3N4C
Control - Code 178 (W.D.611C805)
Code 155 (W.D.625A631)
Engine - Spec R --- R
134D1804 Air Outlet Duct

705JB-3R/2406P

Generator - 705JB3N4C
Control - Code 178 (W.D.611C805)
Code 155 (W.D.625A631)
Engine - Spec P --- R
154C695 Exhaust Manifold
155A170 Exhaust Manifold
Flange
154A133 Exhaust Manifold
Flange Gasket
526-127 Exhaust Manifold
Flange Spacer

705JB-3R/2406R

Generator - 705JB3N4C
Control - Code 178 (W.D.611C805)
Code 155 (W.D.625A631)
Engine - Spec R --- R
154C695 Exhaust Manifold
155A170 Exhaust Manifold
Flange
154A133 Exhaust Manifold
Flange Gasket
526-127 Exhaust Manifold
Flange Spacer

705JB-3R/2442P

Generator - 705JB3N4C
Control - Code 177 (W.D.611C804)
Code 155 (W.D.625A631)
Engine - Spec P --- R
*143B305 Carburetor (Gas-Gaso)
134D1804 Air Outlet Duct

705JB-3R/2442R

Generator - 705JB3N4C
Control - Code 177 (W.D.611C804)
Code 155 (W.D.625A631)
Engine - Spec R --- R
*141D718 Carburetor (Gas-Gaso)
134D1804 Air Outlet Duct

705JB-3R/2442S & 7.5JB-3CR/2442S

Generator - 705JB3N4C
Control - Code 177 (W.D.612C804)
Code 155 (W.D.625A631)
Engine - Spec S --- R
*141D718 Carburetor (Gas-Gaso)
134D1804 Air Outlet Duct

705JB-3R/2468R

Generator - 705JB3N4C
Control - Code 177 (W.D.611C804)
Code 155 (W.D.625A631)
Engine - Spec R --- R
134D1804 Air Outlet Duct

705JB-3R/2468S & 7.5JB-3CR/2468S

Generator - 705JB3N4C
Control - Code 177 (W.D.611C804)
Code 155 (W.D.625A631)
Engine - Spec S --- R
134D1804 Air Outlet Duct

705JB-3R/2539P

Generator - 705JB3N4C
Control - Code 177 (W.D.611C804)
Code 155 (W.D.625A631)
Engine - Spec P --- R
*143B321 Carburetor (Gas)
134D1804 Air Outlet Duct

705JB-3R/2539R

Generator - 705JB3N4C
Control - Code 177 (W.D.611C804)
Code 155 (W.D.625A631)
Engine - Spec R --- R
*141D726 Carburetor (Gas)
134D1804 Air Outlet Duct

705JB-3R/2669P

Generator - 705JB3N4C
Control - Code 177 (W.D.611C804)
Code 155 (W.D.625A631)
Engine - Spec P --- R
*159B775 Reservoir Tank Assy.
134B1292 Air Housing Cover (Top)
134D1804 Air Outlet Duct

705JB-3R/2701P

Generator - 705JB3N4C
Control - Code 178 (W.D.611C805)
Code 155 (W.D.625A631)
Engine - Spec P --- R
134D1804 Air Outlet Duct
309P196 Hi-Temp. Cut-Off Switch
309A195 Hi-Temp. Switch Bracket
508A126 Hi-Temp. Switch
Insulating Washer
508A127 Hi-Temp. Switch
Insulating Bushing
332A876 Hi-Temp. Switch
Terminal

705JB-3R/2731R

Generator - 705JB3N4C
Control - Code 178 (W.D.611C805)
Code 155 (W.D.625A631)
Engine - Spec R --- R
*141D718 Carburetor (Gas-Gaso)
134D1804 Air Outlet Duct

705JB-3R/2896P

Generator - 705JB3N4C
Control - Code 178 (W.D.611C805)
Code 155 (W.D.625A631)
Engine - Spec P --- R
*143B321 Carburetor (Gas)
309P196 Hi-Temp. Cut-Off Switch
309A195 Hi-Temp. Switch Bracket
508A126 Hi-Temp. Switch
Insulating Washer
508A127 Hi-Temp. Switch
Insulating Bushing
332A876 Hi-Temp. Switch
Terminal

* - Refer to Accessory Section for component parts.

MODEL DATA SECTION

705JB-3R/2896R

Generator - 705JB3N4C
 Control - Code 178 (W.D.611C805)
 Code 155 (W.D.625A631)
 Engine - Spec R --- R
 *141D726 Carburetor (Gas)
 309P196 Hi-Temp. Cut-Off Switch
 309A195 Hi-Temp. Switch Bracket
 508A126 Hi-Temp. Switch
 Insulating Washer
 508A127 Hi-Temp. Switch
 Insulating Bushing
 332A876 Hi-Temp. Switch
 Terminal

705JB-3R/3098R

Generator - 705JB3N4C
 Control - Code 178 (W.D.611C805)
 Code 155 (W.D.625A631)
 Engine - Spec R --- R
 *141D718 Carburetor (Gas-Gaso)
 134C1804 Air Outlet Duct
 309P196 Hi-Temp. Cut-Off
 Switch
 309A195 Hi-Temp. Switch Bracket
 508A126 Hi-Temp. Switch
 Insulating Washer
 508A127 Hi-Temp. Switch
 Insulating Bushing
 332A876 Hi-Temp. Switch
 Terminal

705JB-3R/3157R

Generator - 705JB3N4C
 Control - Code 178 (W.D.611C805)
 Code 155 (W.D.625A631)
 Engine - Spec R --- R
 *141D726 Carburetor (Gas)
 134D1804 Air Outlet Duct

705JB-3R/3166P

Generator - 705JB3N4C
 Control - Code 177 (W.D.611C804)
 Code 130 (W.D.612B1543)
 Code 132 (W.D.612B1559)
 Code 155 (W.D.625A631)
 Engine - Spec P --- R
 *405A1414 Housing Assy.

705JB-3R/3195P

Generator - 705JB3N4C
 Control - Code 177 (W.D.611C804)
 Code 155 (W.D.625A632)
 Engine - Spec P --- R
 *143B321 Carburetor (Gas)
 309P196 Hi-Temp. Cut-Off
 Switch
 309A195 Hi-Temp. Switch
 Bracket
 508A126 Hi-Temp. Switch
 Insulating Washer
 508A127 Hi-Temp. Switch
 Insulating Bushing
 332A876 Hi-Temp. Switch
 Terminal

705JB-3R/3212R

Generator - 705JB3N4C
 Control - Code 178 (W.D.611C805)
 Code 155 (W.D.625A631)
 Engine - Spec R --- R
 *140K677 Oil Bath Air
 Cleaner Kit

705JB-3R/3231P

Generator - 705JB3N4C
 Control - Code 178 (W.D.611C805)
 Code 130 (W.D.612B1543)
 Code 155 (W.D.625A631)
 Engine - Spec P --- R
 *143B321 Carburetor (Gas)
 *405A1413 Housing Assy.
 309P196 Hi-Temp. Cut-Off
 Switch
 309A195 Hi-Temp. Switch
 Bracket
 508A126 Hi-Temp. Switch
 Insulating Washer
 508A127 Hi-Temp. Switch
 Insulating Bushing
 332A876 Hi-Temp. Switch
 Terminal

705JB-3R/3231R

Generator - 705JB3N4C
 Control - Code 178 (W.D.611C805)
 Code 130 (W.D.612B1543)
 Code 155 (W.D.625A631)
 Engine - Spec R --- R
 *141D726 Carburetor (Gas)
 *405A1413 Housing Assy.
 309P196 Hi-Temp. Cut-Off
 Switch
 309A195 Hi-Temp. Switch
 Bracket
 508A126 Hi-Temp. Switch
 Insulating Washer
 508A127 Hi-Temp. Switch
 Insulating Bushing
 332A876 Hi-Temp. Switch
 Terminal

705JB-3R/3231S

Generator - 705JB3N4C
 Control - Code 178 (W.D.611C805)
 Code 130 (W.D.612B1543)
 Code 155 (W.D.625A631)
 Engine - Spec S --- R
 *141D726 Carburetor (Gas)
 *405A1413 Housing Assy.
 309P196 Hi-Temp. Cut-Off
 Switch
 309A195 Hi-Temp. Switch
 Bracket
 508A126 Hi-Temp. Switch
 Insulating Washer
 508A127 Hi-Temp. Switch
 Insulating Bushing
 332A876 Hi-Temp. Switch
 Terminal

705JB-3R/3354R

Generator - 705JB3N4C
 Control - Code 177 (W.D.611C804)
 Code 155 (W.D.625A631)
 Engine - Spec R --- R
 *141D718 Carburetor (Gas-Gaso)
 *134D1811 Air Shutter Assy.
 309P196 Hi-Temp. Cut-Off
 Switch
 309A195 Hi-Temp. Switch Bracket
 508A126 Hi-Temp. Switch
 Insulating Washer
 508A127 Hi-Temp. Switch
 Insulating Bushing
 332A876 Hi-Temp. Switch
 Terminal

705JB-3R/3432P

Generator - 705JB3N4C
 Control - Code 178 (W.D.611C805)
 Code 130 (W.D.612B1543)
 Code 155 (W.D.625A631)
 Engine - Spec P --- R
 *143B321 Carburetor (Gas)
 *405A1416 Housing Assy. -
 NOTE: Uses #143D1811
 Air Shutter Assy.

705JB-3R/3663P

Generator - 705JB3N4C
 Control - Code 178 (W.D.611C805)
 Code 155 (W.D.625A631)
 Engine - Spec P --- R
 *143B305 Carburetor (Gas-Gaso)
 *134C1811 Air Shutter Assy.
 309P196 Hi-Temp. Cut-Off
 Switch
 309A195 Hi-Temp. Switch
 Bracket
 508A126 Hi-Temp. Switch
 Insulating Washer
 508A127 Hi-Temp. Switch
 Insulating Bushing
 332A876 Hi-Temp. Switch
 Terminal

705JB-3R/3742P

Generator - 705JB3N4C
 Control - Code 178 (W.D.611C805)
 Code 155 (W.D.625A631)
 Engine - Spec P --- R
 *143B321 Carburetor (Gas)
 134D1804 Air Outlet Duct
 309P196 Hi-Temp. Cut-Off
 Switch
 309A195 Hi-Temp. Switch Bracket
 508A126 Hi-Temp. Switch
 Insulating Washer
 508A127 Hi-Temp. Switch
 Insulating Bushing
 332A876 Hi-Temp. Switch
 Terminal

MODEL DATA SECTION

61

705JB-3R/3742R

Generator - 705JB3N4C
Control - Code 178 (W.D.611C805)
Code 155 (W.D.625A631)
Engine - Spec R --- R
*141D726 Carburetor (Gas)
134D1804 Air Outlet Duct
309P196 Hi-Temp. Cut-Off
Switch
309A195 Hi-Temp. Switch
Bracket
508A126 Hi-Temp. Switch
Insulating Washer
508A127 Hi-Temp. Switch
Insulating Bushing
332A876 Hi-Temp. Switch
Terminal

705JB-3R/3742S

Generator - 705JB3N4C
Control - Code 178 (W.D.611C805)
Code 155 (W.D.625A631)
Engine - Spec S --- R
*141D726 Carburetor (Gas)
134D1804 Air Outlet Duct
309P196 Hi-Temp. Cut-Off
Switch
309A195 Hi-Temp. Switch
Bracket
508A126 Hi-Temp. Switch
Insulating Washer
508A127 Hi-Temp. Switch
Insulating Bushing
332A876 Hi-Temp. Switch
Terminal

705JB-3R/4397P

Generator - 705JB3N4C
Control - Code 177 (W.D.611C804)
Code 155 (W.D.625A631)
Engine - Spec P --- R
*143B305 Carburetor (Gas)
*134C1811 Air Shutter Kit
309P196 Hi-Temp. Cut-Off
Switch
309A195 Hi-Temp. Switch
Bracket
508A126 Hi-Temp. Switch
Insulating Washer
508A127 Hi-Temp. Switch
Insulating Bushing
332A876 Hi-Temp. Switch
Terminal

705JB-3R/4402R

Generator - 705JB3N4C
Control - Code 177 (W.D.611C804)
Code 130 (W.D.612B1543)
Code 139 (W.D.625A23)
Code 155 (W.D.625A631)
Engine - Spec R --- R
*141D726 Carburetor (Gas)
*405A1413 Housing Assy.
309P196 Hi-Temp. Cut-Off
Switch
309A195 Hi-Temp. Switch
Bracket

705JB-3R/4402R (Cont.)

508A126 Hi-Temp. Switch
Insulating Washer
508A127 Hi-Temp. Switch
Insulating Bushing
332A876 Hi-Temp. Switch
Terminal
102B548 Oil Base
333B102 Oil Base Heater
333B88 Heater Box
333A87 Heater Box Cover
508A100 Heater Box Grommet
309A168 Heater Thermostat

705JB-3R/4536P

Generator - 705JB3N4C
Control - Code 177 (W.D.611C804)
Code 155 (W.D.625A631)
Engine - Spec P --- R
*141D726 Carburetor (Gas)
*403A833 Skid Base Assy.
134D1804 Air Outlet Duct

705JB-3R/4655R

Generator - 705JB3N4C
Control - Code 177 (W.D.611C804)
Code 139 (W.D.625A23)
Code 155 (W.D.625A631)
Engine - Spec R --- R
*159B827 Reservoir Tank Assy.
134D1804 Air Outlet Duct
102B548 Oil Base
333B102 Oil Base Heater
333B88 Heater Box
333A87 Heater Box Cover
508A100 Heater Box Grommet
309A168 Heater Thermostat
134B1843 Air Housing Cover
(Top)

705JB-3R/4703P

Generator - 705JB3N4C
Control - Code 195 (W.D.611C853)
Code 155 (W.D.625A631)
Engine - Spec P --- R
*143B305 Carburetor (Gas-Gaso)
502-20 Elbow - Between Fuel
Pump Shut-Off Valve
& Receptacle Box (2)

705JB-3R/4703R

Generator - 705JB3N4C
Control - Code 195 (W.D.611C853)
Code 155 (W.D.625A631)
Engine - Spec R --- R
*141D718 Carburetor (Gas-Gaso)
502-20 Elbow - Between Fuel
Pump Shut-Off Valve
& Receptacle Box (2)

705JB-3R/5018P

Generator - 705JB3N4C
Control - Code 178 (W.D.611C805)
Code 139 (W.D.625A23)
Code 155 (W.D.625A631)
Engine - Spec P --- R

705JB-3R/5018P (Cont.)

*143B321 Carburetor (Gas)
134D1804 Air Outlet Duct
102B548 Oil Base
333B102 Oil Base Heater
333B88 Heater Box
333A87 Heater Box Cover
508A100 Heater Box Grommet
309A168 Heater Thermostat

705JB-3R/5041R

Generator - 705JB3N4C
Control - Code 177 (W.D.611C804)
Code 139 (W.D.625A23)
Code 155 (W.D.625A631)
Engine - Spec R --- R
*141D718 Carburetor (Gas-Gaso)
134D1804 Air Outlet Duct
102B548 Oil Base
333B102 Oil Base Heater
333B88 Heater Box
333A87 Heater Box Cover
508A100 Heater Box Grommet
309A168 Heater Thermostat

705JB-3R/5315P

Generator - 705JB3N4C
Control - Code 184 (W.D.611C829)
Code 130 (W.D.612B1543)
Code 132 (W.D.612B1559)
Code 155 (W.D.625A631)
Engine - Spec P --- R
*405A1414 Housing Assy.
*159A820 Fuel Tank Assy.

705JB-3R/5315R

Generator - 705JB3N4C
Control - Code 184 (W.D.611C829)
Code 130 (W.D.612B1543)
Code 132 (W.D.612B1559)
Code 155 (W.D.625A631)
Engine - Spec R --- R
*405A1414 Housing Assy.
*159B820 Fuel Tank Assy.

705JB-3R/5356P

Generator - 705JB3N4C
Control - Code 177 (W.D.611C804)
Code 130 (W.D.612B1543)
Code 155 (W.D.625A631)
Engine - Spec P --- R
*405A1413 Housing Assy.
*143B321 Carburetor (Gas)
155P318 Muffler
140A78 Muffler Mtg. Band (2)
155A951 Flex. Exhaust Tube

705JB-3R/5647P

Generator - 705JB3N4C
Control - Code 177 (W.D.611C804)
Code 155 (W.D.625A631)
Engine - Spec P --- R
*159B827 Fuel Tank Assy.
134B1292 Air Housing Cover (Top)
134D1804 Air Outlet Duct

* - Refer to Accessory Section for component parts.

MODEL DATA SECTION

705JB-3R/5658P

Generator - 705JB3N4C
Control - Code 202 (W.D.611C867)
Code 155 (W.D.625A631)
Engine - Spec P --- R
403B679 Skid Base
416A501 Battery Bracket (2)
416B502 Battery Hold-Down
Frame
416A50 Battery Cable - 36" (2)
336A476 Ground Cable

705JB-3R/5746P

Generator - 705JB3N4C
R.T.F. Generator to Engine
Adapter
Control - Code 178 (W.D.611C805)
Code 155 (W.D.625A631)
Engine - Spec P --- R
*143B305 Carburetor (Gas-Gaso)
402C342 Stabilizer Bar
402P242 Mounting Cushion -
Stabilizer Bar

705JB-3R/5923P

Generator - 705JB/234
Control - Code 201 (W.D.611C863)
Code 130 (W.D.612B1543)
Code 133 (W.D.612B1786)
Code 155 (W.D.625A631)
Engine - Spec P --- R
*143B321 Carburetor (Gas)
*405A1413 Housing Assy.
309P196 Hi-Temp. Cut-Off
Switch
309A195 Hi-Temp. Switch
Bracket
508A126 Hi-Temp. Switch
Insulating Washer
508A127 Hi-Temp. Switch
Insulating Bushing
332A876 Hi-Temp. Switch
Terminal

705JB-3R/6074P

Generator - 705JB3N4C
Control - Code 178 (W.D.611C805)
Code 155 (W.D.625A631)
Engine - Spec P --- R
*143B305 Carburetor (Gas-Gaso)
*134D1811 Air Shutter Assy.
309P196 Hi-Temp. Cut-Off
Switch
309A195 Hi-Temp. Switch Bracket
508A126 Hi-Temp. Switch
Insulating Washer
508A127 Hi-Temp. Switch
Insulating Bushing
332A876 Hi-Temp. Switch
Terminal

705JB-3R/6074R

Generator - 705JB3N4C
Control - Code 178 (W.D.611C805)
Code 155 (W.D.625A631)
Engine - Spec R --- R

705JB-3R/6074R (Cont.)

*141D718 Carburetor (Gas-Gaso)
*134D1811 Air Shutter Assy.
309P196 Hi-Temp. Cut-Off
Switch
309A195 Hi-Temp. Switch
Bracket
508A126 Hi-Temp. Switch
Insulating Washer
508A127 Hi-Temp. Switch
Insulating Bushing
332A876 Hi-Temp. Switch
Terminal

705JB-3R/6075R

Generator - 705JB3N4C
Control - Code 178 (W.D.611C805)
Code 155 (W.D.625A631)
Engine - Spec R --- R
*141D726 Carburetor (Gas)
*134D1811 Air Shutter Assy.
309P196 Hi-Temp. Cut-Off
Switch
309A195 Hi-Temp. Switch
Bracket
508A126 Hi-Temp. Switch
Insulating Washer
508A127 Hi-Temp. Switch
Insulating Bushing
332A876 Hi-Temp. Switch
Terminal

705JB-3R/6180P

Generator - 705JB3N4C
Control - Code 177 (W.D.611C804)
Code 155 (W.D.625A631)
Engine - Spec P --- R
*143B305 Carburetor (Gas-Gaso)
*134D1811 Air Shutter Assy.
309P196 Hi-Temp. Cut-Off
Switch
309A195 Hi-Temp. Switch
Bracket
508A126 Hi-Temp. Switch
Insulating Washer
508A127 Hi-Temp. Switch
Insulating Bushing
332A876 Hi-Temp. Switch
Terminal

705JB-3R/6180R

Generator - 705JB3N4C
Control - Code 177 (W.D.611C804)
Code 155 (W.D.625A631)
Engine - Spec R --- R
*141D726 Carburetor (Gas-Gaso)
*134D1811 Air Shutter Assy.
309P196 Hi-Temp. Cut-Off
Switch
309A195 Hi-Temp. Switch
Bracket
508A126 Hi-Temp. Switch
Insulating Washer
508A127 Hi-Temp. Switch
Insulating Bushing
332A876 Hi-Temp. Switch
Terminal

705JB-3R/6288P

Generator - 705JB3N4C
Control - Code 177 (W.D.611C804)
Code 130 (W.D.612B1543)
Code 139 (W.D.625A23)
Code 155 (W.D.625A631)
Engine - Spec P --- R
*143B321 Carburetor (Gas)
*405A1416 Housing Assy. -
NOTE: Uses #134D1811
Air Shutter Assy.
309P196 Hi-Temp. Cut-Off
Switch
309A195 Hi-Temp. Switch Bracket
508A126 Hi-Temp. Switch
Insulating Washer
508A127 Hi-Temp. Switch
Insulating Bushing
332A876 Hi-Temp. Switch
Terminal
102B548 Oil Base
333B102 Oil Base Heater
333B88 Heater Box
333A87 Heater Box Cover
508A100 Heater Box Grommet
309A168 Heater Thermostat

705JB-3R/6333S

Generator - 705JB3N4C
Control - Code 177 (W.D.611C804)
Code 130 (W.D.612B1543)
Code 132 (W.D.612B1559)
Code 155 (W.D.625A631)
Engine - Spec S --- R
*141D726 Carburetor (Gas)
*405A1414 Housing Assy.

705JB-3R/6340R

Generator - 705JB3N4C
Control - Code 178 (W.D.611C805)
Code 130 (W.D.612B1543)
Code 133 (W.D.612B1786)
Code 155 (W.D.625A631)
Engine - Spec R --- R
*405A1415 Housing Assy. -
NOTE: Uses #134D1811
Air Shutter Assy.
*159A820 Fuel Tank Assy.
309P196 Hi-Temp. Cut-Off
Switch
309A195 Hi-Temp. Switch Bracket
508A126 Hi-Temp. Switch
Insulating Washer
508A127 Hi-Temp. Switch
Insulating Bushing
332A876 Hi-Temp. Switch
Terminal

705JB-3R/6481R

Generator - 705JB3N4C
Control - Code 177 (W.D.611C804)
Code 130 (W.D.612B1543)
Code 155 (W.D.625A631)
Engine - Spec R --- R
*141D726 Carburetor (Gas)
*405A1715 Housing Assy.
*140K677 Oil Bath Air Cleaner
Kit

(Cont. next page)

* - Refer to Accessory Section for component parts.

R.T.F. - Refer to Factory. Include Model and Serial Number of unit.

MODEL DATA SECTION

63

705JB-3R/6481R (Cont.)

155P360 Muffler
140A78 Muffler Mtg. Band (2)
155A951 Flex. Exhaust Tube

705JB-3R/6510R

Generator - 705JB3N4C
Control - Code 177 (W.D.611C804)
Code 130 (W.D.612B1543)
Code 147 (W.D.612B3249)
Code 139 (W.D.625A23)
Code 155 (W.D.625A631)
Code 259 (W.D.625A842)
Engine - Spec R --- R
*141D718 Carburetor (Gas-Gaso)
*405A1415 Housing Assy. -
NOTE: Uses #134D1811
Air Shutter Assy.
*159A820 Fuel Tank Assy.
309P196 Hi-Temp. Cut-Off
Switch
309A195 Hi-Temp. Switch Bracket
508A126 Hi-Temp. Switch
Insulating Washer
309A127 Hi-Temp. Switch
Insulating Bushing
102B548 Oil Base
333B102 Oil Base Heater
333B88 Heater Box
333A87 Heater Box Cover
508A100 Heater Box Grommet
309A168 Heater Thermostat

705JB-3R/6511R

Generator - 705JB3N4C
Control - Code 178 (W.D.611C805)
Code 155 (W.D.625A631)
Engine - Spec R --- R
*134D1811 Air Shutter Assy.
*159B775 Reservoir Tank Assy.
309P196 Hi-Temp. Cut-Off Switch
309A195 Hi-Temp. Switch Bracket
508A126 Hi-Temp. Switch
Insulating Washer
508A127 Hi-Temp. Switch
Insulating Bushing
332A876 Hi-Temp. Switch
Terminal
134B1843 Air Housing Cover (Top)

705JB-3R/6589R

Generator - 705JB3N4C
Control - Code 178 (W.D.611C805)
Code 130 (W.D.612B1543)
Code 139 (W.D.625A23)
Code 155 (W.D.625A631)
Engine - Spec R --- R
*141D726 Carburetor (Gas)
*405A1416 Housing Assy. -
NOTE: Uses #134D1811
Air Shutter Assy.
309P196 Hi-Temp. Cut-Off
Switch
309A195 Hi-Temp. Switch Bracket
508A126 Hi-Temp. Switch
Insulating Washer

705JB-3R/6589R (Cont.)

508A127 Hi-Temp. Switch
Insulating Bushing
332A876 Hi-Temp. Switch
Terminal
102B548 Oil Base
333B102 Oil Base Heater
333B88 Heater Box
333A87 Heater Box Cover
508A100 Heater Box Grommet
309A168 Heater Thermostat

705JB-3R/6813R

Generator - 705JB3N4C
Control - Code 177 (W.D.611C804)
Code 155 (W.D.625A631)
Engine - Spec R --- R
*141D726 Carburetor (Gas)
*134D1811 Air Shutter Assy.

705JB-3R/6904R

Generator - 705JB3N4C
Control - Code 195 (W.D.611C853)
Code 130 (W.D.612B1543)
Code 155 (W.D.625A631)
Engine - Spec R --- R
*405A1416 Housing Assy. -
NOTE: Uses #134D1811
Air Shutter Assy.
*159A820 Fuel Tank Assy.
309P207 Hi-Temp. Cut-Off
Switch
309A195 Hi-Temp. Switch
Bracket
508A126 Hi-Temp. Switch
Insulating Washer
508A127 Hi-Temp. Switch
Insulating Bushing
332A876 Hi-Temp. Switch
Terminal

705JB-3R/7100R

Generator - 705JB3N4C
Control - Code 178 (W.D.611C805)
Code 130 (W.D.612B1543)
Code 248 (W.D.612B3474)
Code 139 (W.D.625A23)
Code 155 (W.D.625A631)
Engine - Spec R --- R
*141D726 Carburetor (Gas)
*405A1416 Housing Assy. -
NOTE: Uses #134D1811
Air Shutter Assy.
309P196 Hi-Temp. Cut-Off
Switch
309A195 Hi-Temp. Switch
Bracket
508A126 Hi-Temp. Switch
Insulating Washer
508A127 Hi-Temp. Switch
Insulating Bushing
332A127 Hi-Temp. Switch
Terminal
102B548 Oil Base
333B102 Oil Base Heater
333B88 Heater Box
333A87 Heater Box Cover
508A100 Heater Box Grommet
309A168 Heater Thermostat

705JB-3R/7100S

Generator - 705JB3N4C
Control - Code 178 (W.D.611C805)
Code 130 (W.D.612B1543)
Code 248 (W.D.612B3474)
Code 139 (W.D.625A23)
Code 155 (W.D.625A631)
Engine - Spec S --- R
*141D726 Carburetor (Gas)
*405A1416 Housing Assy. -
NOTE: Uses #134D1811
Air Shutter Assy.
309P196 Hi-Temp. Cut-Off Switch
309A195 Hi-Temp. Switch Bracket
508A126 Hi-Temp. Switch
Insulating Washer
508A127 Hi-Temp. Switch
Insulating Bushing
332A876 Hi-Temp. Switch
Terminal
102B548 Oil Base
333B102 Oil Base Heater
333B88 Heater Box
333A87 Heater Box Cover
508A100 Heater Box Grommet
309A168 Heater Thermostat

705JB-3R/7117R

Generator - 705JB3N4C
Control - Code 178 (W.D.611C805)
Code 130 (W.D.612B1543)
Code 155 (W.D.625A631)
Engine - Spec R --- R
*405A1717 Housing Assy. -
NOTE: Uses #134D1811
Air Shutter Assy.
*159A820 Fuel Tank Assy.
309P196 Hi-Temp. Cut-Off Switch
309A195 Hi-Temp. Switch Bracket
508A126 Hi-Temp. Switch
Insulating Washer
508A127 Hi-Temp. Switch
Insulating Bushing
332A876 Hi-Temp. Switch
Terminal
155P360 Muffler
140A78 Muffler Mtg. Band (2)
155A951 Flex. Exhaust Tube

705JB-3R/7122R

Generator - 705JB3N4C
Control - Code 178 (W.D.611C805)
Code 130 (W.D.612B1543)
Code 155 (W.D.625A631)
Engine - Spec R --- R
*141D726 Carburetor (Gas)
*405A1715 Housing Assy.
309P196 Hi-Temp. Cut-Off Switch
309A195 Hi-Temp. Switch Bracket
508A126 Hi-Temp. Switch
Insulating Washer
508A127 Hi-Temp. Switch
Insulating Bushing
332A876 Hi-Temp. Switch Terminal
155P360 Muffler
140A78 Muffler Mtg. Band (2)
155A951 Flex. Exhaust Tube

* - Refer to Accessory Section for component parts.

MODEL DATA SECTION

705JB-3R/7175R

Generator - 705JB3N4C
Control - Code 177 (W.D.611C804)
Code 130 (W.D.612B1543)
Code 131 (W.D.612B1548)
Code 155 (W.D.625A631)
Engine - Spec R --- R
*141D718 Carburetor (Gas-Gaso)
*405A1414 Housing Assy.

705JB-3R/7304R

Generator - 705JB3N4C
Control - Code 178 (W.D.611C805)
Code 130 (W.D.612B1543)
Code 155 (W.D.625A631)
Engine - Spec R --- R
*405A1416 Housing Assy.

705JB-3R/7307R

Generator - 705JB/234
Control - Code 201 (W.D.611C863)
Code 130 (W.D.612B1543)
Code 133 (W.D.612B1786)
Code 155 (W.D.625A631)
Engine - Spec R --- R
*405A1415 Housing Assy. -
NOTE: Uses #134D1811
Air Shutter Assy.
*159A820 Fuel Tank Assy.
*140K905 Air Pre-Heater Kit
309P196 Hi-Temp. Cut-Off Switch
309A195 Hi-Temp. Switch
Bracket
508A126 Hi-Temp. Switch
Insulating Washer
508A127 Hi-Temp. Switch
Insulating Bushing
332A876 Hi-Temp. Switch
Terminal

705JB-3R/7324R

Generator - 705JB3N4C
Control - Code 233 (W.D.611C967)
Code 155 (W.D.625A631)
Engine - Spec R --- R
309P196 Hi-Temp. Cut-Off
Switch
309A195 Hi-Temp. Switch Bracket
508A126 Hi-Temp. Switch
Insulating Washer
508A127 Hi-Temp. Switch
Insulating Bushing
332A876 Hi-Temp. Switch
Terminal

705JB-3R/7398R

Generator - 705JB3N4C
Control - Code 177 (W.D.611C804)
Code 155 (W.D.625A631)
Engine - Spec R --- R
*134D1811 Air Shutter Assy.

705JB-3R/7398S

Generator - 705JB3N4C
Control - Code 177 (W.D.611C804)
Code 155 (W.D.625A631)
Engine - Spec S --- R
*134D1811 Air Shutter Assy.

705JB-3R/7402R

Generator - 705JB3N4C
Control - Code 178 (W.D.611C805)
Code 130 (W.D.612B1543)
Code 132 (W.D.612B1559)
Code 139 (W.D.625A23)
Code 155 (W.D.625A631)
Engine - Spec R --- R
*405A1414 Housing Assy.
309P196 Hi-Temp. Cut-Off
Switch
309A195 Hi-Temp. Switch
Bracket
508A126 Hi-Temp. Switch
Insulating Washer
508A127 Hi-Temp. Switch
Insulating Bushing
332A876 Hi-Temp. Switch
Terminal
102B548 Oil Base
333B102 Oil Base Heater
333B88 Heater Box
333A87 Heater Box Cover
508A100 Heater Box Grommet
309A168 Heater Thermostat

705JB-3R/7432R

Generator - 705JB3N4C
Control - Code 178 (W.D.611C805)
Code 130 (W.D.612B1543)
Code 155 (W.D.625A631)
Engine - Spec R --- R
*405A1718 Housing Assy. -
NOTE: Uses #134D1811
Air Shutter Assy.
309P196 Hi-Temp. Cut-Off
Switch
309A195 Hi-Temp. Switch
Bracket
508A126 Hi-Temp. Switch
Insulating Washer
508A127 Hi-Temp. Switch
Insulating Bushing
332A876 Hi-Temp. Switch
Terminal
155P360 Muffler
140A78 Muffler Mtg. Band (2)
155A951 Flex. Exhaust Tube

705JB-3R/7471R

Generator - 705JB3N4C
Control - Code 177 (W.D.611C804)
Code 130 (W.D.612B1543)
Code 155 (W.D.625A631)
Engine - Spec R --- R
*405A1413 Housing Assy.
*159A820 Fuel Tank Assy.
*140K677 Oil Bath Air
Cleaner Kit
309P196 Hi-Temp. Cut-Off
Switch
309A195 Hi-Temp. Switch
Bracket
508A126 Hi-Temp. Switch
Insulating Washer
508A127 Hi-Temp. Switch
Insulating Bushing
332A876 Hi-Temp. Switch
Terminal

705JB-3R/7543R

Generator - 10JB3N4C
Control - Code 177 (W.D.611C804)
Code 130 (W.D.612B1543)
Code 155 (W.D.625A632)
Engine - Spec R --- R
*405A1413 Housing Assy.
*159A820 Fuel Tank Assy.

705JB-3R/7639R

Generator - 705JB/383
333P59 Space Heater - 120V
332A333 Space Heater Terminal
Block (When Used)
332A499 Space Heater Block
Marker Strip (When Used)
Control - Code 236 (W.D.611C989)
Code 254 (W.D.625A635)
Engine - Spec R --- R
134D1804 Air Outlet Duct
309P196 Hi-Temp. Cut-Off Switch
309A195 Hi-Temp. Switch Bracket
508A126 Hi-Temp. Switch
Insulating Washer
508A127 Hi-Temp. Switch
Insulating Bushing
332A876 Hi-Temp. Switch Terminal

705JB-3R/7656R

Generator - 705JB3N4C
Control - Code 177 (W.D.611C804)
Code 130 (W.D.612B1543)
Code 155 (W.D.625A631)
Engine - Spec R --- R
*405A1414 Housing Assy.
*159A820 Fuel Tank Assy.

705JB-3R/7718R

Generator - 705JB3N4C
Control - Code 177 (W.D.611C804)
Code 130 (W.D.612B1543)
Code 155 (W.D.625A631)
Engine - Spec R --- R
*141D726 Carburetor (Gas)
*405A1413 Housing Assy.
*140K677 Oil Bath Air Cleaner
Kit

705JB-3R/7748R

Generator - 705JB3N4C
Control - Code 177 (W.D.611C804)
Code 130 (W.D.612B1543)
Code 132 (W.D.612B1559)
Code 155 (W.D.625A631)
Engine - Spec R --- R
*405A1415 Housing Assy. -
NOTE: Uses #134D1811
Air Shutter Assy.
*159B827 Reservoir Tank Assy.
309P196 Hi-Temp. Cut-Off Switch
309A195 Hi-Temp. Switch Bracket
508A126 Hi-Temp. Switch
Insulating Washer
508A127 Hi-Temp. Switch
Insulating Bushing
332A876 Hi-Temp. Switch Terminal

MODEL DATA SECTION

65

705JB-3R/7813S

Generator - 705JB3N4C
Control - Code 240 (W.D.611C998)
Code 139 (W.D.625A23)
Code 155 (W.D.625A631)
Engine - Spec S --- R
*141D726 Carburetor (Gas)
*123K1077 Oil Level Maintainer Kit
134D1804 Air Outlet Duct
102B620 Oil Base
333B102 Oil Base Heater
333B88 Heater Box
333A87 Heater Box Cover
508A100 Heater Box Grommet
309P168 Heater Thermostat

705JB-3R/7842S

Generator - 705JB3N4C
Control - Code 178 (W.D.611C805)
Code 130 (W.D.612B1543)
Code 139 (W.D.625A23)
Code 155 (W.D.625A631)
Engine - Spec S --- R
*141D718 Carburetor (Gas-Gaso)
*405A1416 Housing Assy. -
NOTE: Uses #134D1811
Air Shutter Assy.
309P196 Hi-Temp. Cut-Off Switch
309A195 Hi-Temp. Switch Bracket
508A126 Hi-Temp. Switch Insulating Washer
508A127 Hi-Temp. Switch Insulating Bushing
332A876 Hi-Temp. Switch Terminal
102B548 Oil Base
333B102 Oil Base Heater
333B88 Heater Box
333A87 Heater Box Cover
508A100 Heater Box Grommet
309A168 Heater Thermostat

705JB-3R/7870S

Generator - 705JB3N4C
Control - Code 178 (W.D.611C805)
Code 130 (W.D.612B1543)
Code 132 (W.D.612B1559)
Code 155 (W.D.625A631)
Engine - Spec S --- R
*405A1415 Housing Assy. -
NOTE: Uses #134D1811
Air Shutter Assy.
*140K905 Air Pre-Heater Kit
309P196 Hi-Temp. Cut-Off Switch
309A195 Hi-Temp. Switch Bracket
508A126 Hi-Temp. Switch Insulating Washer
508A127 Hi-Temp. Switch Insulating Bushing
332A876 Hi-Temp. Switch Terminal

705JB-3R/7892S

Generator - 705JB3N4C
Control - Code 178 (W.D.611C805)
Code 130 (W.D.612B1543)
Code 155 (W.D.625A631)
Engine - Spec S --- R
*405A1414 Housing Assy.
*159A820 Fuel Tank Assy.

705JB-3R/7925S

Generator - 705JB3N4C
Control - Code 221 (W.D.611C919)
Code 130 (W.D.612B1543)
Code 139 (W.D.625A23)
Code 155 (W.D.625A631)
Engine - Spec S --- R
*405A1413 Housing Assy.
*140K677 Oil Bath Air Cleaner Kit
309P206 Hi-Temp. Cut-Off Switch
309A195 Hi-Temp. Switch Bracket
508A126 Hi-Temp. Switch Insulating Washer
508A127 Hi-Temp. Switch Insulating Bushing
332A876 Hi-Temp. Switch Terminal
102B548 Oil Base
333B102 Oil Base Heater
333B88 Heater Box
333A87 Heater Box Cover
508A100 Heater Box Grommet
309A168 Heater Thermostat

705JB-3R30/316P

Generator - 705JB3N4C
Control - Code 103 (W.D.611C733)
Code 155 (W.D.625A631)
Engine - Spec P --- R
*159B775 Reservoir Tank Assy.
134B1292 Cylinder Air Housing (Top)
104D430 Crankshaft
103D225 Gear Cover Backplate
103C252 Gear Cover Assy.
103C231 Gear Cover Gasket
104B473 Flywheel
*191C453 Starter Motor - Includes Gear
191A457 Idler Gear Assy.
191B354 Crankshaft Gear & Clutch
191A342 Idler Gear Base & Shaft
518-196 Idler Gear Retaining Ring
526-175 Idler Gear Thrust Washer
307B845 Start Solenoid
306A196 Start Solenoid Bracket
338B414 Starter Wiring Harness
336A210 Starter to Solenoid Cable

705JB-3R30/316P (Cont.)

415K3 Underground Fuel Tank (55 Gal.) Includes Ftgs.
415K7 Fuel Line Kit (25'x5/16") Includes Elbows & Connector

705JB-3R4/5722P

Generator - 705JB/242
Control - Code 204 (W.D.611C875)
Code 155 (W.D.625A631)
Engine - Spec P --- R
*143B321 Carburetor (Gas)
*134C1811 Air Shutter Assy.
*191A443 Starter Motor - 32V
166B437 Ignition Coil
353B429 Ignition Coil Resistor
166A388 Ignition Coil Mtg. Bracket
503-465 Ignition Coil Clamp
309P196 Hi-Temp. Cut-Off Switch
309A195 Hi-Temp. Switch Bracket
508A126 Hi-Temp. Switch Insulating Washer
508A127 Hi-Temp. Switch Insulating Bushing
332A876 Hi-Temp. Switch Terminal

705JB-3R30/4447P

Generator - 705JB3N4C
Control - Code 103 (W.D.611C733)
Code 130 (W.D.612B1543)
Code 245 (W.D.612B2609)
Code 155 (W.D.625A631)
Engine - Spec P --- R
*405A1414 Housing Assy.
*159B851 Reservoir Tank Assy.
134B1292 Cylinder Air Housing (Top)
104D430 Crankshaft
103D225 Gear Cover Backplate
103C231 Gear Cover Assy.
103C231 Gear Cover Gasket
104B473 Flywheel
*191C453 Starter Motor - Includes Gear
191A457 Idler Gear Assy.
191B354 Crankshaft Gear & Clutch
191A342 Idler Gear Base & Shaft
518-196 Idler Gear Retaining Ring
526-175 Idler Gear Thrust Washer
307B845 Start Solenoid
306A196 Start Solenoid Bracket
338B414 Starter Wiring Harness
415K3 Underground Fuel Tank (55 Gal.) Includes Ftgs.
415K7 Fuel Line Kit (25'x5/16") Includes Elbows & Connector

* - Refer to Accessory Section for Component Parts.

MODEL DATA SECTION

705JB-3R31/2468P

Generator - 705JB3N4C
Control - Code 103 (W.D.611C733)
Code 155 (W.D.625A631)
Engine - Spec P --- R
*143B321 Carburetor (Gas)
134D1804 Air Outlet Duct
104D430 Crankshaft
103D225 Gear Cover Backplate
104B473 Flywheel
103C252 Gear Cover Assy.
103C231 Gear Cover Gasket
*191C453 Starter Motor -
Includes Gear
191A457 Idler Gear Assy.
191B354 Crankshaft Gear &
Clutch
191A342 Idler Gear Base & Shaft
518-196 Idler Gear Retaining
Ring
526-175 Idler Gear Thrust
Washer
338B414 Breaker Plate to
Control Wiring Harness
307B845 Start Solenoid
306A196 Start Solenoid Bracket
338B366 Starter Wiring Harness
112A106 Piston & Pin (2)
113-107 Ring Set (2)
307P312 Supply Line Fuel
Solenoid Valve-Electric
149P558 Supply Line Fuel
Strainer
336A210 Starter to Solenoid
Cable

705JB-3R31/2468R

Generator - 705JB3N4C
Control - Code 214 (W.D.611C906)
Code 155 (W.D.625A631)
Engine - Spec R --- R
*141D726 Carburetor (Gas)
134D1804 Air Outlet Duct
112A106 Piston & Pin (2)
113-107 Ring Set (2)
307B845 Start Solenoid
306A196 Start Solenoid Bracket
307P312 Supply Line Fuel
Solenoid Valve-Electric
149P558 Supply Line Fuel
Strainer

705JB-3R31/2468S

Generator - 705JB3N4C
Control - Code 214 (W.D.611C906)
Code 155 (W.D.625A631)
Engine - Spec S --- R
*141D726 Carburetor (Gas)
134D1804 Air Outlet Duct
307B845 Start Solenoid
306A196 Start Solenoid Bracket
307P312 Supply Line Fuel
Solenoid Valve-Electric
149P558 Supply Line Fuel
Strainer

705JB-3R131/6362R

Generator - 705JB3N4C
Control - Code 214 (W.D.611C906)
Code 130 (W.D.612B1543)
Code 139 (W.D.625A23)
Code 155 (W.D.625A631)
Engine - Spec R --- R
*141D726 Carburetor (LPG)
*405A1416 Housing Assy. -
NOTE: Uses #134D1811
Air Shutter Assy.
102B548 Oil Base
333B102 Oil Base Heater
333B88 Heater Box
333A87 Heater Box Cover
508A100 Heater Box Grommet
309A168 Heater Thermostat
307B845 Start Solenoid
306A196 Start Solenoid
Bracket
307P312 Supply Line Fuel
Solenoid Valve-Elec.
149P558 Supply Line Fuel
Strainer

705JB-3R131/7462R

Generator - 705JB3N4C
Control - Code 238 (W.D.611C991)
Code 139 (W.D.625A23)
Code 155 (W.D.625A631)
Engine - Spec R --- R
*141D726 Carburetor (LPG)
309P206 Hi-Temp. Cut-Off
Switch
309A195 Hi-Temp. Switch
Bracket
508A126 Hi-Temp. Switch
Insulating Washer
508A127 Hi-Temp. Switch
Insulating Bushing
332A876 Hi-Temp. Switch
Terminal
102B548 Oil Base
333B102 Oil Base Heater
333B88 Heater Box
333A87 Heater Box Cover
508A100 Heater Box Grommet
309A168 Heater Thermostat
307B845 Start Solenoid
306A196 Start Solenoid
Bracket
307P312 Supply Line Fuel
Solenoid Valve-Elec.
149P558 Supply Line Fuel
Strainer

705JB-3RV/1P

Generator - 705JB3N4C
Control - Code 177 (W.D.611C804)
Code 155 (W.D.625A631)
Engine - Spec P --- R
Vacu-Flo Cooled

705JB-3RV/1R

Generator - 705JB3N4C
Control - Code 177 (W.D.611C804)
Code 155 (W.D.625A631)
Engine - Spec R --- R
Vacu-Flo Cooled

705JB-3RV/1S & 7.5JB-3CR/8100S

Generator - 705JB3N4C
Control - Code 177 (W.D.611C804)
Code 155 (W.D.625A631)
Engine - Spec S --- R
Vacu-Flo Cooled

705JB-3RV/12R

Generator - 705JB3N4C
Control - Code 177 (W.D.611C804)
Code 155 (W.D.625A631)
Engine - Spec R --- R
Vacu-Flo Cooled
*141D718 Carburetor (Gas-Gaso)

705JB-3RV/12S & 7.5JB-3CR/8389S

Generator - 705JB3N4C
Control - Code 177 (W.D.611C804)
Code 155 (W.D.625A631)
Engine - Spec S --- R
Vacu-Flo Cooled
*141D718 Carburetor (Gas-Gaso)

705JB-3RV/13P

Generator - 705JB3N4C
Control - Code 177 (W.D.611C804)
Code 155 (W.D.625A631)
Engine - Spec P --- R
Vacu-Flo Cooled
*143B321 Carburetor (Gas)

705JB-3RV/13R

Generator - 705JB3N4C
Control - Code 177 (W.D.611C804)
Code 155 (W.D.625A631)
Engine - Spec R --- S
Vacu-Flo Cooled
*141D726 Carburetor (Gas)

705JB-3RV/13S & 7.5JB-3CR/8390S

Generator - 705JB3N4C
Control - Code 177 (W.D.611C804)
Code 155 (W.D.625A631)
Engine - Spec S --- R
Vacu-Flo Cooled
*141D726 Carburetor (Gas)

705JB-3RV/96P

Generator - 705JB3N4C
Control - Code 178 (W.D.611C805)
Code 155 (W.D.625A631)
Engine - Spec P --- R
Vacu-Flo Cooled

705JB-3RV/96R

Generator - 705JB3N4C
Control - Code 178 (W.D.611C805)
Code 155 (W.D.625A631)
Engine - Spec R --- R
Vacu-Flo Cooled

* - Refer to Accessory Section for Component Parts.

MODEL DATA SECTION

67

705JB-3RV/96S & 7.5JB-3CR/8457S

Generator - 705JB3N4C
Control - Code 178 (W.D.611C805)
Code 155 (W.D.625A631)
Engine - Spec S --- R
Vacu-Flo Cooled

705JB-3RV/248S

Generator - 705JB3N4C
Control - Code 177 (W.D.611C804)
Code 139 (W.D.625A23)
Code 155 (W.D.625A631)
Engine - Spec S --- R
Vacu-Flo Cooled
102B548 Oil Base
333B102 Oil Base Heater
333B88 Heater Box
333A87 Heater Box Cover
508A100 Heater Box Grommet
309A168 Heater Thermostat

705JB-3RV31/1P

Generator - 705JB3N4C
Control - Code 103 (W.D.611C733)
Code 155 (W.D.625A631)
Engine - Spec P --- R
Vacu-Flo Cooled
*143B321 Carburetor (Gas)
104D430 Crankshaft
103D225 Gear Cover Backplate
104B527 Flywheel
103C252 Gear Cover Assy.
103C231 Gear Cover Gasket
*191C453 Starter Motor -
Includes Gear
191A457 Idler Gear Assy.
191B354 Crankshaft Gear &
Clutch
191A342 Idler Gear Base &
Shaft
518-196 Idler Gear Retaining
Ring
526-175 Idler Gear Thrust
Washer
338B414 Breaker Plate to
Control Wiring Harness
307B845 Start Solenoid
306A196 Start Solenoid Bracket
338B366 Starter Wiring Harness
134B1685 Cylinder Shroud Wrapper
336A210 Starter to Solenoid
Cable
307P312 Supply Line Fuel
Solenoid Valve-Electric
149P558 Supply Line Fuel
Strainer

705JB-3RV31/1R

Generator - 705JB3N4C
Control - Code 214 (W.D.611C906)
Code 155 (W.D.625A631)
Engine - Spec R --- R
Vacu-Flo Cooled
*141D726 Carburetor (Gas)
112A106 Piston & Pin (2)
113-107 Ring Set (2)
307B845 Start Solenoid

705JB-3RV31/1R (Cont.)

306A196 Start Solenoid
Bracket
307P312 Supply Line Fuel
Solenoid Valve-Elec.
149P558 Supply Line Fuel
Strainer

705JB-3RV31/1S

Generator - 705JB3N4C
Control - Code 214 (W.D.611C906)
Code 155 (W.D.625A631)
Engine - Spec S --- R
Vacu-Flo Cooled
*141D726 Carburetor (Gas)
307B845 Start Solenoid
306A196 Start Solenoid
Bracket
307P312 Supply Line Fuel
Solenoid Valve-Elec.
149P558 Supply Line Fuel
Strainer

705JB-3RV3/96P

Generator - 705JB3N5C
Control - Code 182 (W.D.611C819)
Code 155 (W.D.625A631)
Engine - Spec P --- R
Vacu-Flo Cooled
*191A443 Starter Motor - 24V
160C869 Ignition Coil
304A396 Ignition Resistor

705JB-3RV3/96S

Generator - 705JB3N5C
Control - Code 182 (W.D.611C819)
Code 155 (W.D.625A631)
Engine - Spec S --- R
Vacu-Flo Cooled
*191A443 Starter Motor - 24V
160C869 Ignition Coil
304A396 Ignition Resistor

705JB-3RV/525R

Generator - 10JB3N4C
Control - Code 177 (W.D.611C804)
Code 252 (W.D.625A632)
Engine - Spec R --- R
Vacu-Flo Cooled

705JB-3RV/544P

Generator - 705JB3N4C
Control - Code 178 (W.D.611C805)
Code 139 (W.D.625A23)
Code 155 (W.D.625A631)
Engine - Spec P --- R
Vacu-Flo Cooled
*143B305 Carburetor (Gas-Gaso)
102B548 Oil Base
333B102 Oil Base Heater
333B88 Heater Box
333A87 Heater Box Cover
508A100 Heater Box Grommet
309A168 Heater Thermostat

705JB-3RV/544R

Generator - 705JB3N4C
Control - Code 178 (W.D.611C805)
Code 139 (W.D.625A23)
Code 155 (W.D.625A631)
Engine - Spec R --- R
Vacu-Flo Cooled
*141D718 Carburetor (Gas-Gaso)
102B548 Oil Base
333B102 Oil Base Heater
333B88 Heater Box
333A87 Heater Box Cover
508A100 Heater Box Grommet
309A168 Heater Thermostat

705JB-3RV/862P

Generator - 705JB3N4C
Control - Code 177 (W.D.611C804)
Code 139 (W.D.625A23)
Code 155 (W.D.625A631)
Engine - Spec P --- R
Vacu-Flo Cooled
*143B321 Carburetor (Gas)
102B548 Oil Base
333B102 Oil Base Heater
333B88 Heater Box
333A87 Heater Box Cover
508A100 Heater Box Grommet
309A168 Heater Thermostat

705JB-3RV131/1P

Generator - 705JB3N4C
Control - Code 103 (W.D.611C733)
Code 155 (W.D.625A631)
Engine - Spec P --- R
Vacu-Flo Cooled
*143B321 Carburetor (LPG)
104D430 Crankshaft
103D225 Gear Cover Backplate
104B527 Flywheel
103C252 Gear Cover Assy.
103C231 Gear Cover Gasket
*191C453 Starter Motor-Incl. Gear
191A457 Idler Gear Assy.
191B354 Crankshaft Gear & Clutch
191B342 Idler Gear Base & Shaft
518-196 Idler Gear Retaining
Ring
526-175 Idler Gear Thrust
Washer
338B414 Breaker Plate to Control
Wiring Harness
307B845 Start Solenoid
306A196 Start Solenoid Bracket
338B366 Starter Wiring Harness
134B1685 Cylinder Shroud Wrapper
336A210 Starter to Solenoid
Cable
307P312 Supply Line Fuel
Solenoid Valve-Electric
149P558 Supply Line Fuel
Strainer

* - Refer to Accessory Section for Component Parts.

MODEL DATA SECTION

705JB-3RV131/1R

Generator - 705JB3N4C
Control - Code 214 (W.D.611C906)
Code 155 (W.D.625A631)
Engine - Spec R --- R
Vacu-Flo Cooled
*141D726 Carburetor (LPG)
307B845 Start Solenoid
306A196 Start Solenoid Bracket
307P845 Supply Line Fuel
Solenoid Valve-Electric
149P558 Supply Line Fuel
Strainer

705JB-3RV131/1S

Generator - 705JB3N4C
Control - Code 214 (W.D.611C906)
Code 155 (W.D.625A631)
Engine - Spec S --- R
Vacu-Flo Cooled
*141D726 Carburetor (LPG)
307B845 Start Solenoid
306A196 Start Solenoid Bracket
307P312 Supply Line Fuel
Solenoid Valve-Electric
149P558 Supply Line Fuel
Strainer

705JB-3RV/1681P

Generator - 705JB3N4C
Control - Code 177 (W.D.611C804)
Code 155 (W.D.625A631)
Engine - Spec P --- R
Vacu-Flo Cooled
309P196 Hi-Temp. Cut-Off
Switch
309A195 Hi-Temp. Switch
Bracket
508A126 Hi-Temp. Switch
Insulating Washer
508A127 Hi-Temp. Switch
Insulating Bushing
332A876 Hi-Temp. Switch
Terminal

705JB-3RV/1983R

Generator - 705JB3N4C
Control - Code 178 (W.D.611C805)
Code 155 (W.D.625A631)
Engine - Spec R --- R
Vacu-Flo Cooled
*141D726 Carburetor (Gas)

705JB-3RV/2055P

Generator - 705JB3N4C
Control - Code 178 (W.D.611C805)
Code 139 (W.D.625A23)
Code 155 (W.D.625A631)
Engine - Spec P --- R
Vacu-Flo Cooled
*143B321 Carburetor (Gas)
102B548 Oil Base
333B102 Oil Base Heater
333B88 Heater Box
333A87 Heater Box Cover
508A100 Heater Box Grommet
309P168 Heater Thermostat

705JB-3RV/2055S

Generator - 705JB3N4C
Control - Code 178 (W.D.611C805)
Code 139 (W.D.625A23)
Code 155 (W.D.625A631)
Engine - Spec S --- R
Vacu-Flo Cooled
*141D726 Carburetor (Gas)
102B548 Oil Base
333B102 Oil Base Heater
333B88 Heater Box
333A87 Heater Box Cover
508A100 Heater Box Grommet
309A168 Heater Thermostat

705JB-3RV/2198P

Generator - 705JB3N4C
Control - Code 178 (W.D.611C805)
Code 155 (W.D.625A631)
Engine - Spec P --- R
Vacu-Flo Cooled
309P196 Hi-Temp. Cut-Off
Switch
309A195 Hi-Temp. Switch
Bracket
508A126 Hi-Temp. Switch
Insulating Washer
508A127 Hi-Temp. Switch
Insulating Bushing
332A876 Hi-Temp. Switch
Terminal

705JB-3RV/2198R

Generator - 705JB3N4C
Control - Code 178 (W.D.611C805)
Code 155 (W.D.625A631)
Engine - Spec R --- R
Vacu-Flo Cooled
309P196 Hi-Temp. Cut-Off
Switch
309A195 Hi-Temp. Switch
Bracket
508A126 Hi-Temp. Switch
Insulating Washer
508A127 Hi-Temp. Switch
Insulating Bushing
332A876 Hi-Temp. Switch
Terminal

705JB-3RV/2198S

Generator - 705JB3N4C
Control - Code 178 (W.D.611C805)
Code 155 (W.D.625A631)
Engine - Spec S --- R
Vacu-Flo Cooled
309P196 Hi-Temp. Cut-Off
Switch
309A195 Hi-Temp. Switch
Bracket
508A126 Hi-Temp. Switch
Insulating Washer
508A127 Hi-Temp. Switch
Insulating Bushing
332A876 Hi-Temp. Switch
Terminal

705JB-3RV/2489R

Generator - 705JB3N4C
Control - Code 178 (W.D.611C805)
Code 139 (W.D.625A23)
Code 155 (W.D.625A631)
Engine - Spec R --- R
Vacu-Flo Cooled
309P196 Hi-Temp. Cut-Off Switch
309A195 Hi-Temp. Switch Bracket
508A126 Hi-Temp. Switch
Insulating Washer
508A127 Hi-Temp. Switch
Insulating Bushing
332A876 Hi-Temp. Switch
Terminal
*141D726 Carburetor (Gas)
102B548 Oil Base
333B102 Oil Base Heater
333B88 Heater Box
333A87 Heater Box Cover
508A100 Heater Box Grommet
309A168 Heater Thermostat

705JB-3RV/2835P

Generator - 705JB3N4C
Control - Code 188 (W.D.611C840)
Code 155 (W.D.625A631)
Engine - Spec P --- R
Vacu-Flo Cooled
*143B321 Carburetor (Gas)
167A715 Spark Plug (2)
166B382 Ignition Coil
166B389 Ignition Coil Bracket
503-465 Ignition Coil Clamp
338B280 Breaker Plate to
Control Wiring Harness

705JB-3RV/2896R

Generator - 705JB3N4C
Control - Code 178 (W.D.611C805)
Code 155 (W.D.625A631)
Engine - Spec R --- R
Vacu-Flo Cooled
*141D726 Carburetor (Gas)
309P196 Hi-Temp. Cut-Off Switch
309A195 Hi-Temp. Switch Bracket
508A126 Hi-Temp. Switch
Insulating Washer
508A127 Hi-Temp. Switch
Insulating Bushing
332A876 Hi-Temp. Switch Terminal

705JB-3RV/2896S

Generator - 705JB3N4C
Control - Code 178 (W.D.611C805)
Code 155 (W.D.625A631)
Engine - Spec S --- R
*141D726 Carburetor (Gas)
309P196 Hi-Temp. Cut-Off Switch
309A195 Hi-Temp. Switch Bracket
508A126 Hi-Temp. Switch
Insulating Washer
508A127 Hi-Temp. Switch
Insulating Bushing
332A876 Hi-Temp. Switch
Terminal

MODEL DATA SECTION

69

705JB-3RV31/12S

Generator - 705JB3N4C
Control - Code 214 (W.D.611C906)
Code 155 (W.D.625A631)
Engine - Spec S --- R
Vacu-Flo Cooled
*141D718 Carburetor (Gas-Gaso)
307B845 Start Solenoid
306A196 Start Solenoid Bracket
307P312 Supply Line Fuel
Solenoid Valve-Electric
149P558 Supply Line Fuel
Strainer

705JB-3RV/4380P

Generator - 705JB3N4C
231E112 Engine to Generator
Adapter
Control - Code 178 (W.D.611C805)
Code 155 (W.D.625A631)
Engine - Spec P --- R
Vacu-Flo Cooled

705JB-3RV/4509R

Generator - 705JB3N4C
Control - Code 178 (W.D.611C805)
Code 155 (W.D.625A631)
Engine - Spec R --- R
Vacu-Flo Cooled
*141D726 Carburetor (Gas)
403B679 Skid Base
416A501 Battery Bracket
416B502 Battery Hold-down
Frame

705JB-3RV/4509S

Generator - 705JB3N4C
Control - Code 178 (W.D.611C805)
Code 155 (W.D.625A631)
Engine - Spec S --- R
Vacu-Flo Cooled
*141D726 Carburetor (Gas)
*403A833 Skid Base Assy.

705JB-3RV/4540R

Generator - 705JB3N4C
Control - Code 178 (W.D.611C805)
Code 155 (W.D.625A631)
Engine - Spec R --- R
Vacu-Flo Cooled
140P721 Air Cleaner
140P722 Air Cleaner Band (2)
140B720 Air Cleaner Mtg.
Bracket
503P419 Air Cleaner Elbow -
Rubber
503P365 Air Cleaner Hose
Clamp (3)
140B741 Air Cleaner Air Inlet
Tube
503-330 Air Cleaner Hose
140P723 Carb. Air-Pre Cleaner

705JB-3RV/4540S & 7.5JB-3R/8809S

Generator - 705JB3N4C
Control - Code 178 (W.D.611C805)
Code 155 (W.D.625A631)
Engine - Spec S --- R

7.5JB-3R/8809S &

705JB-3RV/4540S (Cont.)

Vacu-Flo Cooled
140P721 Air Cleaner
140P722 Air Cleaner Band (2)
140B720 Air Cleaner Mtg.
Bracket
503P419 Air Cleaner Elbow -
Rubber
503P365 Air Cleaner Hose
Clamp (3)
140B741 Air Cleaner Air
Inlet Tube
503-330 Air Cleaner Hose
140P723 Carb. Air Pre-Cleaner

705JB-3RV/4835R

Generator - 705JB3N4C
231E112 Generator to Engine
Adapter
Control - Code 178 (W.D.611C805)
Code 155 (W.D.625A631)
Engine - Spec R --- R
Vacu-Flo Cooled
*140K677 Oil Bath Air Cleaner
Kit

705JB-3RV/4835S & 7.5JB-3CR/8755S

Generator - 705JB3N4C
231E112 Generator to Engine
Adapter
Control - Code 178 (W.D.611C805)
Code 155 (W.D.625A631)
Engine - Spec S --- R
Vacu-Flo Cooled
*140K677 Oil Bath Air Cleaner
Kit

705JB-3RV/4966P

Generator - 705JB/234
Control - Code 201 (W.D.611C863)
Code 139 (W.D.625A23)
Code 155 (W.D.625A631)
Engine - Spec P --- R
Vacu-Flo Cooled
*143B321 Carburetor (Gas)
309P196 Hi-Temp. Cut-Off
Switch
309A195 Hi-Temp. Switch
Bracket
508A126 Hi-Temp. Switch
Insulating Washer
508A127 Hi-Temp. Switch
Insulating Bushing
332A876 Hi-Temp. Switch
Terminal
102B548 Oil Base
333B102 Oil Base Heater
333B88 Heater Box
333A87 Heater Box Cover
508A100 Heater Box Grommet
309A168 Heater Thermostat

705JB-3RV/4966R

Generator - 705JB/234
Control - Code 201 (W.D.611C863)
Code 139 (W.D.625A23)
Code 155 (W.D.625A631)
Engine - Spec R --- R

705JB-3RV/4966R (Cont.)

Vacu-Flo Cooled
*141D726 Carburetor (Gas)
309P196 Hi-Temp. Cut-Off Switch
309A195 Hi-Temp. Switch Bracket
508A126 Hi-Temp. Switch
Insulating Washer
508A127 Hi-Temp. Switch
Insulating Bushing
332A876 Hi-Temp. Switch Terminal
102B548 Oil Base
333B102 Oil Base Heater
333B88 Heater Box
333A87 Heater Box Cover
508A100 Heater Box Grommet
309A168 Heater Thermostat

705JB-3RV/5080P

Generator - 705JB3N4C
Control - Code 178 (W.D.611C805)
Code 155 (W.D.625A631)
Engine - Spec P --- R
Vacu-Flo Cooled
*140K890 Carb. Air Pre-Heater Kit
140B636 Air Cleaner Element
140C791 Air Cleaner Pan
309P196 Hi-Temp. Cut-Off Switch
309A195 Hi-Temp. Switch Bracket
508A126 Hi-Temp. Switch
Insulating Washer
508A127 Hi-Temp. Switch
Insulating Bushing
332A876 Hi-Temp. Switch
Terminal

705JB-3RV/5080R

Generator - 705JB3N4C
Control - Code 178 (W.D.611C805)
Code 155 (W.D.625A631)
Engine - Spec R --- R
Vacu-Flo Cooled
*140K890 Carb. Air Pre-Heater Kit
309P196 Hi-Temp. Cut-Off Switch
309A195 Hi-Temp. Switch Bracket
508A126 Hi-Temp. Switch
Insulating Washer
508A127 Hi-Temp. Switch
Insulating Bushing
332A876 Hi-Temp. Switch Terminal

705JB-3RV/5132S

Generator - 705JB3N4C
Control - Code 177 (W.D.611C804)
Code 155 (W.D.625A631)
Engine - Spec S --- R
Vacu-Flo Cooled
*141D718 Carburetor (Gas-Gaso)
309P196 Hi-Temp. Cut-Off Switch
309A195 Hi-Temp. Switch Bracket
508A126 Hi-Temp. Switch
Insulating Washer
508A127 Hi-Temp. Switch
Insulating Bushing
332A876 Hi-Temp. Switch Terminal

* - Refer to Accessory Section for Component Parts.

MODEL DATA SECTION

705JB-3RV/5237S

Generator - 705JB3N4C
Control - Code 178 (W.D.611C805)
Code 155 (W.D.625A631)
Engine - Spec S --- R
Vacu-Flo Cooled
*140K890 Carb. Air Pre-Heater
Kit

705JB-3RV/5381P

Generator - 705JB3N4C
Control - Code 178 (W.D.611C805)
Code 155 (W.D.625A631)
Engine - Spec P --- R
Vacu-Flo Cooled
*140K677 Oil Bath Air Cleaner
Kit
309P196 Hi-Temp. Cut-Off
Switch
309A195 Hi-Temp. Switch Bracket
508A126 Hi-Temp. Switch
Insulating Washer
508A127 Hi-Temp. Switch
Insulating Bushing
332A876 Hi-Temp. Switch
Terminal

705JB-3RV/5596P

Generator - 705JB3N4C
231E112 Generator to Engine
Adapter
Control - Code 178 (W.D.611C805)
Code 155 (W.D.625A631)
Engine - Spec P --- R
Vacu-Flo Cooled
*143B321 Carburetor (Gas)
*140K677 Oil Bath Air Cleaner
Kit

705JB-3RV/6376R

Generator - 705JB3N4C
Control - Code 221 (W.D.611C919)
Code 155 (W.D.625A631)
Engine - Spec R --- R
Vacu-Flo Cooled
149A1127 Fuel Pump
309P206 Hi-Temp. Cut-Off
Switch
309A195 Hi-Temp. Switch Bracket
508A126 Hi-Temp. Switch
Insulating Washer
508A127 Hi-Temp. Switch
Insulating Bushing
332A876 Hi-Temp. Switch
Terminal

705JB-3RV/6399P

Generator - 705JB/234
Control - Code 201 (W.D.611C863)
Code 139 (W.D.625A23)
Code 155 (W.D.625A631)
Engine - Spec P --- R
Vacu-Flo Cooled
*143B305 Carburetor (Gas-Gaso)
309P196 Hi-Temp. Cut-Off Switch
309A195 Hi-Temp. Switch Bracket
508A126 Hi-Temp. Switch
Insulating Washer

705JB-3RV/6399P (Cont.)

508A127 Hi-Temp. Switch
Insulating Bushing
332A876 Hi-Temp. Switch
Terminal
102B548 Oil Base
333B102 Oil Base Heater
333B88 Heater Box
333A87 Heater Box Cover
508A100 Heater Box Grommet
309A168 Heater Thermostat

705JB-3RV/6399R

Generator - 705JB/234
Control - Code 201 (W.D.611C863)
Code 139 (W.D.625A23)
Code 155 (W.D.625A631)
Engine - Spec R --- R
Vacu-Flo Cooled
*141D718 Carburetor (Gas-Gaso)
309P196 Hi-Temp. Cut-Off
Switch
309A195 Hi-Temp. Switch
Bracket
508A126 Hi-Temp. Switch
Insulating Washer
508A127 Hi-Temp. Switch
Insulating Bushing
332A876 Hi-Temp. Switch
Terminal

705JB-3RV/6431R

Generator - 705JB3N4C
Control - Code 177 (W.D.611C804)
Code 155 (W.D.625A631)
Engine - Spec R --- R
Vacu-Flo Cooled
*143B321 Carburetor (Gas)
309P196 Hi-Temp. Cut-Off
Switch
309A195 Hi-Temp. Switch
Bracket
508A126 Hi-Temp. Switch
Insulating Washer
508A127 Hi-Temp. Switch
Insulating Bushing
332A876 Hi-Temp. Switch
Terminal
403B679 Skid Base
416A501 Battery Bracket (2)
416B502 Battery Hold-down
Frame

705JB-3RV/7587R

Generator - 705JB3N4C
Control - Code 178 (W.D.611C805)
Code 139 (W.D.625A23)
Code 155 (W.D.625A631)
Engine - Spec R --- R
Vacu-Flo Cooled
*141D726 Carburetor (Gas)
*403A833 Skid Base Assy.
*123K1077 Oil Level Maintainer
Kit
102B620 Oil Base
333B102 Oil Base Heater
333B88 Heater Box
333A87 Heater Box Cover

705JB-3RV/7587R (Cont.)

508A100 Heater Box Grommet
309A168 Heater Thermostat

705JB-3RV/7739R

Generator - 705JB3N4C
Control - Code 178 (W.D.611C805)
Code 155 (W.D.625A631)
Engine - Spec R --- R
Vacu-Flo Cooled
*141D726 Carburetor (Gas)
*140K677 Oil Bath Air Cleaner
Kit
*123K1077 Oil Level Maintainer
Kit
112A106 Piston & Pin (2)
113-107 Ring Set (2)
102B631 Oil Base
309P196 Hi-Temp. Cut-Off Switch
309A195 Hi-Temp. Switch Bracket
508A126 Hi-Temp. Switch
Insulating Washer
508A127 Hi-Temp. Switch
Insulating Bushing
332A876 Hi-Temp. Switch Terminal

705JB-3RV/7977S

Generator - 705JB3N4C
Control - Code 178 (W.D.611C805)
Code 155 (W.D.625A631)
Engine - Spec S --- R
Vacu-Flo Cooled
*123K1077 Oil Level Maintainer
Kit
102B631 Oil Base
309P196 Hi-Temp. Cut-Off Switch
309A195 Hi-Temp. Switch Bracket
508A126 Hi-Temp. Switch
Insulating Washer
508A127 Hi-Temp. Switch
Insulating Bushing
332A876 Hi-Temp. Switch Terminal
140P721 Air Cleaner
140P722 Air Cleaner Band (2)
503P419 Air Cleaner Elbow-Rubber
503P365 Air Cleaner Hose
Clamp (3)
140B741 Air Cleaner Air Inlet
Tube
503-330 Air Cleaner Hose
140P723 Carb. Air Pre-Cleaner
140B720 Air Cleaner Mtg. Bracket

705JB-3RV/8012S

Generator - 705JB3N4C
231E112 Generator To Engine
Adapter
Control - Code 178 (W.D.611C805)
Code 155 (W.D.625A631)
Engine - Spec S --- R
Vacu-Flo Cooled
*141D718 Carburetor (Gas-Gaso)
140P721 Air Cleaner
140P722 Air Cleaner Band (2)
140B720 Air Cleaner Mtg. Bracket
503P419 Air Cleaner Elbow-Rubber
503P365 Air Cleaner Hose
Clamp (3)

(Cont. next page)

* - Refer to Accessory Section for Component Parts.

MODEL DATA SECTION

71

705JB-3RV/8012S (Cont.)

140B741 Air Cleaner Air
Inlet Tube
503-330 Air Cleaner Hose
140P723 Carb. Air Pre-Cleaner

705JB-3RV6000/1R

Generator - 705JB3N4C
231E112 Generator to Engine
Adapter
Control - Code 178 (W.D.611C805)
Code 155 (W.D.625A631)
Engine - Spec R --- R
Vacu-Flo Cooled
140P721 Air Cleaner
140P722 Air Cleaner Band (2)
140B720 Air Cleaner Mtg.
Bracket
503P419 Air Cleaner Elbow -
Rubber
503P365 Air Cleaner Hose
Clamp (3)
140B741 Air Cleaner Air Inlet
Tube
503-396 Air Cleaner Hose
140P723 Carb. Air Pre-Cleaner

705JB-3RV6000/1S & 7.5JB-3CR/6000S

Generator - 705JB3N4C
231E112 Generator to Engine
Adapter
Control - Code 178 (W.D.611C805)
Code 155 (W.D.625A631)
Engine - Spec S --- R
Vacu-Flo Cooled
140P721 Air Cleaner
140P722 Air Cleaner Band (2)
140B720 Air Cleaner Mtg.
Bracket
503P419 Air Cleaner Elbow -
Rubber
503P365 Air Cleaner Hose
Clamp
140B741 Air Cleaner Air Inlet
Tube
503-396 Air Cleaner Hose
140P723 Carb. Air Pre-Cleaner

705JB-3RV6000/12R

Generator - 705JB3N4C
231E112 Generator to Engine
Adapter
Control - Code 178 (W.D.611C805)
Code 155 (W.D.625A631)
Engine - Spec R --- R
Vacu-Flo Cooled
*141D718 Carburetor (Gas-Gaso)
140P721 Air Cleaner
140P722 Air Cleaner Band (2)
140B720 Air Cleaner Mtg. Bracket
503P419 Air Cleaner Elbow -
Rubber
503P365 Air Cleaner Hose
Clamp (3)
140B741 Air Cleaner Air Inlet
Tube
503-396 Air Cleaner Hose
140P723 Carb. Air Pre-Cleaner

705JB-3R131/2468R

Generator - 705JB3N4C
Control - Code 214 (W.D.611C906)
Code 155 (W.D.625A631)
Engine - Spec R --- R
*141D726 Carburetor (LPG)
134D1804 Air Outlet Duct
307B845 Start Solenoid
306A196 Start Solenoid
Bracket
307P312 Supply Line Fuel
Solenoid Valve-Elec.
149P558 Supply Line Fuel
Strainer

705JB-4R/1P

Generator - 705JB4N4C
Control - Code 179 (W.D.611C806)
Code 155 (W.D.625A631)
Engine - Spec P --- R

705JB-4R/1R

Generator - 705JB4N4C
Control - Code 179 (W.D.611C806)
Code 155 (W.D.625A631)
Engine - Spec R --- R

705JB-4R/1S & 7.5JB-4R/1S

Generator - 705JB4N4C
Control - Code 179 (W.D.611C806)
Code 155 (W.D.625A631)
Engine - Spec S --- R

705JB-4R/7R

Generator - 705JB4N4C
Control - Code 179 (W.D.611C806)
Code 130 (W.D.612B1543)
Code 155 (W.D.625A631)
Engine - Spec R --- R
*405A1413 Housing Assy.

705JB-4R/12P

Generator - 705JB4N4C
Control - Code 179 (W.D.611C806)
Code 155 (W.D.625A631)
Engine - Spec P --- R
*143B305 Carburetor (Gas-Gaso)

705JB-4R/12R

Generator - 705JB4N4C
Control - Code 179 (W.D.611C806)
Code 155 (W.D.625A631)
Engine - Spec R --- R
*141D718 Carburetor (Gas-Gaso)

705JB-4R/12S & 7.5JB-4R/12S

Generator - 705JB4N4C
Control - Code 179 (W.D.611C806)
Code 155 (W.D.625A631)
Engine - Spec S --- R
*141D718 Carburetor (Gas-Gaso)

705JB-4R/13P

Generator - 705JB4N4C
Control - Code 179 (W.D.611C806)
Code 155 (W.D.625A631)
Engine - Spec P --- R
*143B321 Carburetor (Gas)

705JB-4R/13R

Generator - 705JB4N4C
Control - Code 179 (W.D.611C806)
Code 155 (W.D.625A631)
Engine - Spec R --- R
*141D726 Carburetor (Gas)

705JB-4R/13S & 7.5JB-4R/13S

Generator - 705JB4N4C
Control - Code 179 (W.D.611C806)
Code 155 (W.D.625A631)
Engine - Spec S --- R
*141D726 Carburetor (Gas)

705JB-4R/96P

Generator - 705JB4N4C
Control - Code 180 (W.D.611C807)
Code 155 (W.D.625A631)
Engine - Spec P --- R

705JB-4R/96R

Generator - 705JB4N4C
Control - Code 180 (W.D.611C807)
Code 155 (W.D.625A631)
Engine - Spec R --- R

705JB-4R/96S & 7.5JB-4R/96S

Generator - 705JB4N4C
Control - Code 180 (W.D.611C807)
Code 155 (W.D.625A631)
Engine - Spec S --- R

705JB-4R/248R

Generator - 705JB4N4C
Control - Code 179 (W.D.611C806)
Code 139 (W.D.625A23)
Code 155 (W.D.625A631)
Engine - Spec R --- R
102B548 Oil Base
333B102 Oil Base Heater
333B88 Heater Box
333A87 Heater Box Cover
508A100 Heater Box Grommet
309P168 Heater Thermostat

705JB-4R/248S

Generator - 705JB4N4C
Control - Code 179 (W.D.611C806)
Code 139 (W.D.625A23)
Code 155 (W.D.625A631)
Engine - Spec S --- R
102B548 Oil Base
333B102 Oil Base Heater
333B88 Heater Box
333A87 Heater Box Cover
508A100 Heater Box Grommet
309A168 Heater Thermostat

705JB-4R31/1P

Generator - 705JB4N4C
Control - Code 104 (W.D.611C734)
Code 155 (W.D.625A631)
Engine - Spec P --- R
*143B321 Carburetor (Gas)
104D430 Crankshaft
103D225 Gear Cover Backplate
104B473 Flywheel

* - Refer to Accessory Section for Component Parts.

(Cont. next page)

MODEL DATA SECTION

705JB-4R31/1P (Cont.)

103C252 Gear Cover Assy.
 103C231 Gear Cover Gasket
 *191C453 Starter Motor-Incl. Gear
 191A457 Idler Gear Assy.
 191B354 Crankshaft Gear & Clutch
 191A342 Idler Gear Base & Shaft
 518-196 Idler Gear Retaining Ring
 526-175 Idler Gear Thrust Washer
 338A414 Breaker Plate To Control Wiring Harness
 307B845 Start Solenoid
 306A196 Start Solenoid Bracket
 338B366 Starter Wiring Harness
 336A210 Starter To Solenoid Cable
 112A106 Piston & Pin (2)
 113-107 Ring Set (2)
 307P312 Supply Line Fuel Solenoid Valve-Electric
 149P558 Supply Line Fuel Strainer

705JB-4R31/1R

Generator - 705JB4N4C
 Control - Code 213 (W.D.611C905)
 Code 155 (W.D.625A631)
 Engine - Spec R --- R
 *141D726 Carburetor (Gas)
 112A106 Piston & Pin (2)
 113-107 Ring Set (2)
 307B845 Start Solenoid
 306A196 Start Solenoid Bracket
 307P312 Supply Line Fuel Solenoid Valve-Electric
 149P558 Supply Line Fuel Strainer

705JB-4R31/1S & 7.5JB-4R31/13S

Generator - 705JB4N4C
 Control - Code 213 (W.D.611C905)
 Code 155 (W.D.625A631)
 Engine - Spec S --- R
 *141D726 Carburetor (Gas)
 307B845 Start Solenoid
 306A196 Start Solenoid Bracket
 307P312 Supply Line Fuel Solenoid Valve-Elec.
 149P558 Supply Line Fuel Strainer

705JB-4R/316P

Generator - 705JB4N4C
 Control - Code 178 (W.D.611C805)
 Code 155 (W.D.625A631)
 Engine - Spec P --- R
 *159B775 Reservoir Tank Assy.
 134B1292 Air Housing Cover (Top)

705JB-4R/316R

Generator - 705JB4N4C
 Control - Code 179 (W.D.611C806)
 Code 155 (W.D.625A631)
 Engine - Spec R --- R
 *159B775 Reservoir Tank Assy.
 134B1843 Air Housing Cover (Top)

705JB-4R/862R

Generator - 705JB4N4C
 Control - Code 179 (W.D.611C806)
 Code 139 (W.D.625A23)
 Code 155 (W.D.625A631)
 Engine - Spec R --- R
 *141D726 Carburetor (Gas)
 102B548 Oil Base
 333B102 Oil Base Heater
 333B88 Heater Box
 333A87 Heater Box Cover
 508A100 Heater Box Grommet
 309A168 Heater Thermostat

705JB-4R/1027R

Generator - 705JB4N4C
 Control - Code 179 (W.D.611C806)
 Code 130 (W.D.612B1543)
 Code 139 (W.D.625A23)
 Code 155 (W.D.625A631)
 Engine - Spec R --- R
 *159A820 Fuel Tank Assy.
 *405A1413 Housing Assy.
 102B548 Oil Base
 333B102 Oil Base Heater
 333B88 Heater Box
 333A87 Heater Box Cover
 508A100 Heater Box Grommet
 309A168 Heater Thermostat

705JB-4R/1041P

Generator - 705JB4N4C
 Control - Code 179 (W.D.611C806)
 Code 130 (W.D.612B1543)
 Code 155 (W.D.625A631)
 Engine - Spec P --- R
 *405A1413 Housing Assy.
 *159B820 Fuel Tank Assy.

705JB-4R/1041R

Generator - 705JB4N4C
 Control - Code 179 (W.D.611C806)
 Code 130 (W.D.612B1543)
 Code 155 (W.D.625A631)
 Engine - Spec R --- R
 *405A1413 Housing Assy.
 *159B820 Fuel Tank Assy.

705JB-4R/1041S & 7.5JB-4R/1041S

Generator - 705JB4N4C
 Control - Code 179 (W.D.611C806)
 Code 130 (W.D.612B1543)
 Code 155 (W.D.625A631)
 Engine - Spec S --- R
 *405A1413 Housing Assy.
 *159A820 Fuel Tank Assy.

705JB-4R/1075R

Generator - 705JB4N4C
 Control - Code 179 (W.D.611C806)
 Code 130 (W.D.612B1543)
 Code 155 (W.D.625A631)
 Engine - Spec R --- R
 *141D726 Carburetor (Gas)
 *405A1413 Housing Assy.

705JB-4R/1282R

Generator - 705JB4N4C
 Control - Code 180 (W.D.611C807)
 Code 155 (W.D.625A631)
 Engine - Spec R --- R
 *141D718 Carburetor (Gas-Gaso)
 309P196 Hi-Temp. Cut-Off Switch
 309A195 Hi-Temp. Switch Bracket
 508A126 Hi-Temp. Switch Insulating Washer
 508A127 Hi-Temp. Switch Insulating Bushing
 332A876 Hi-Temp. Switch Terminal

705JB-4R131/1P

Generator - 705JB4N4C
 Control - Code 104 (W.D.611C734)
 Code 155 (W.D.625A631)
 Engine - Spec P --- R
 *143B321 Carburetor (LPG)
 104D430 Crankshaft
 103D225 Gear Cover Backplate
 104B473 Flywheel
 103C252 Gear Cover Assy.
 103C231 Gear Cover Gasket
 *191C453 Starter Motor - Includes Gear
 191A457 Idler Gear Assy.
 191B354 Crankshaft Gear & Clutch
 191A342 Idler Gear Base & Shaft
 518-196 Idler Gear Retaining Ring
 526-175 Idler Gear Thrust Washer
 338A414 Breaker Plate To Control Wiring Harness
 307B845 Start Solenoid
 306A196 Start Solenoid Bracket
 338B366 Starter Wiring Harness
 336A210 Starter To Solenoid Cable
 307P312 Supply Line Fuel Solenoid Valve - Electric
 149P558 Supply Line Fuel Strainer

705JB-4R131/1R

Generator - 705JB4N4C
 Control - Code 213 (W.D.611C905)
 Code 155 (W.D.625A631)
 Engine - Spec R --- R
 *191D726 Carburetor (LPG)
 307B845 Start Solenoid
 306A196 Start Solenoid Bracket
 312P307 Supply Line Fuel Solenoid Valve- Electric
 149P558 Supply Line Fuel Strainer

MODEL DATA SECTION

73

705JB-4R131/1S

Generator - 705JB4N4C
Control - Code 213 (W.D.611C905)
Code 155 (W.D.625A631)
Engine - Spec S --- R
*141D726 Carburetor (LPG)
307B845 Start Solenoid
306A196 Start Solenoid Bracket
307P312 Supply Line Fuel
Solenoid Valve-Electric
149P558 Supply Line Fuel
Strainer

705JB-4R/1869S

Generator - 705JB4N4C
Control - Code 179 (W.D.611C806)
Code 155 (W.D.625A631)
Engine - Spec S --- R
*141D726 Carburetor (Gas)
110A1741 Cylinder Head
502A274 Connector (Restricted)-
Cylinder Head
148A367 Vacuum Switch
148A454 Vacuum Switch Bracket
502P82 Nipple (1/8)-Vacuum
Switch To Cylinder
Head (2)
502A20 Elbow (1/8)-Vacuum
Switch
503-389 Vacuum Hose (1/2"O.D. x
5/16"I.D. x 12")
508-21 Vacuum Hose Grommet

705JB-4R/1873P

Generator - 705JB4N4C
Control - Code 179 (W.D.611C806)
Code 130 (W.D.612B1543)
Code 139 (W.D.625A23)
Code 155 (W.D.625A631)
Engine - Spec P --- R
*143B321 Carburetor (Gas)
*405A1413 Housing Assy.
102B548 Oil Base
333B102 Oil Base Heater
333B88 Heater Box
333A87 Heater Box Cover
508A100 Heater Box Grommet
309A168 Heater Thermostat

705JB-4R/1873R

Generator - 705JB4N4C
Control - Code 179 (W.D.611C806)
Code 130 (W.D.612B1543)
Code 139 (W.D.625A23)
Code 155 (W.D.625A631)
Engine - Spec R --- R
*141D726 Carburetor (Gas)
*405A1413 Housing Assy.
102B548 Oil Base
333A102 Oil Base Heater
333A88 Heater Box
333A87 Heater Box Cover
508A100 Heater Box Grommet
309A168 Heater Thermostat

705JB-4R/1983P

Generator - 705JB4N4C
Control - Code 180 (W.D.611C807)
Code 155 (W.D.625A631)
Engine - Spec P --- R
*143B321 Carburetor (Gas)

705JB-4R/1983R

Generator - 705JB4N4C
Control - Code 180 (W.D.611C807)
Code 155 (W.D.625A631)
Engine - Spec R --- R
*141D726 Carburetor (Gas)

705JB-4R/2219P

Generator - 705JB4N4C
Control - Code 180 (W.D.611C807)
Code 155 (W.D.625A631)
Engine - Spec P --- R
134D1804 Air Outlet Duct

705JB-4R/2442P

Generator - 705JB4N4C
Control - Code 179 (W.D.611C806)
Code 155 (W.D.625A631)
Engine - Spec P --- R
*143B305 Carburetor (Gas-Gaso)
134D1804 Air Outlet Duct

705JB-4R/2442R

Generator - 705JB4N4C
Control - Code 179 (W.D.611C806)
Code 155 (W.D.625A631)
Engine - Spec R --- R
*141D718 Carburetor (Gas-Gaso)
134D1804 Air Outlet Duct

705JB-4R/2468P

Generator - 705JB4N4C
Control - Code 179 (W.D.611C806)
Code 155 (W.D.625A631)
Engine - Spec P --- R
134D1804 Air Outlet Duct

705JB-4R/2468R

Generator - 705JB4N4C
Control - Code 179 (W.D.611C806)
Code 155 (W.D.625A631)
Engine - Spec R --- R
134D1804 Air Outlet Duct

705JB-4R/2468S & 7.5JB-4R/2468S

Generator - 705JB4N4C
Control - Code 179 (W.D.611C806)
Code 155 (W.D.625A631)
Engine - Spec S --- R
134D1804 Air Outlet Duct

705JB-4R/2539P

Generator - 705JB4N4C
Control - Code 179 (W.D.611C806)
Code 155 (W.D.625A631)
Engine - Spec P --- R
*143B321 Carburetor (Gas)
134D1804 Air Outlet Duct

705JB-4R/2539R

Generator - 705JB4N4C
Control - Code 179 (W.D.611C806)
Code 155 (W.D.625A631)
Engine - Spec R --- R
*141D726 Carburetor (Gas)
134D1804 Air Outlet Duct

705JB-4R/2539S & 7.5JB-4R/2539S

Generator - 705JB4N4C
Control - Code 179 (W.D.611C806)
Code 155 (W.D.625A631)
Engine - Spec S --- R
*141D726 Carburetor (Gas)
134D1804 Air Outlet Duct

705JB-4R/2669P

Generator - 705JB4N4C
Control - Code 179 (W.D.611C806)
Code 155 (W.D.625A631)
Engine - Spec P --- R
*159B775 Reservoir Tank Assy.
134D1804 Air Outlet Duct
134B1292 Air Housing Cover (Top)

705JB-4R/2669R

Generator - 705JB4N4C
Control - Code 179 (W.D.611C806)
Code 155 (W.D.625A631)
Engine - Spec R --- R
*141D775 Reservoir Tank Assy.
134D1804 Air Outlet Duct
134B1843 Air Housing Cover (Top)

705JB-4R/2896R

Generator - 705JB4N4C
Control - Code 180 (W.D.611C807)
Code 155 (W.D.625A631)
Engine - Spec R --- R
*141D726 Carburetor (Gas)
309P196 Hi-Temp. Cut-Off Switch
309A195 Hi-Temp. Switch Bracket
508A126 Hi-Temp. Switch
Insulating Washer
508A127 Hi-Temp. Switch
Insulating Bushing
332A876 Hi-Temp. Switch Terminal

705JB-4R/2897P

Generator - 705JB4N4C
Control - Code 196 (W.D.611C854)
Code 155 (W.D.625A631)
Engine - Spec P --- R

705JB-4R/2938R

Generator - 705JB4N4C
Control - Code 180 (W.D.611C807)
Code 130 (W.D.612B1543)
Code 155 (W.D.625A631)
Engine - Spec R --- R
*141D726 Carburetor (Gas)
*405A1413 Housing Assy.

MODEL DATA SECTION

705JB-4R/3139P

Generator - 705JB4N4C
 Control - Code 180 (W.D.611C807)
 Code 155 (W.D.625A631)
 Engine - Spec P --- R
 *143B321 Carburetor (Gas)
 *134C1811 Air Shutter Assy.
 309P196 Hi-Temp. Cut-Off Switch
 309A195 Hi-Temp. Switch
 Bracket
 508A126 Hi-Temp. Switch
 Insulating Washer
 508A127 Hi-Temp. Switch
 Insulating Bushing
 332A876 Hi-Temp. Switch
 Terminal

705JB-4R/3354R

Generator - 705JB4N4C
 Control - Code 179 (W.D.611C806)
 Code 155 (W.D.625A631)
 Engine - Spec R --- R
 *141D718 Carburetor (Gas)
 134D1804 Air Outlet Duct
 309P196 Hi-Temp. Cut-Off
 Switch
 309A195 Hi-Temp. Switch
 Bracket
 508A126 Hi-Temp. Switch
 Insulating Washer
 508A127 Hi-Temp. Switch
 Insulating Bushing
 332A876 Hi-Temp. Switch
 Terminal

705JB-4R/3663P

Generator - 705JB4N4C
 Control - Code 180 (W.D.611C807)
 Code 155 (W.D.625A631)
 Engine - Spec P --- R
 *143B305 Carburetor (Gas-Gaso)
 *134C1811 Air Shutter Assy.
 309P196 Hi-Temp. Cut-Off
 Switch
 309A195 Hi-Temp. Switch Bracket
 508A126 Hi-Temp. Switch
 Insulating Washer
 508A127 Hi-Temp. Switch
 Insulating Bushing
 332A876 Hi-Temp. Switch
 Terminal

705JB-4R/3742R

Generator - 705JB4N4C
 Control - Code 180 (W.D.611C807)
 Code 155 (W.D.625A631)
 Engine - Spec R --- R
 *141D726 Carburetor (Gas)
 134D1804 Air Outlet Duct
 309P196 Hi-Temp. Cut-Off
 Switch
 309A195 Hi-Temp. Switch Bracket
 508A126 Hi-Temp. Switch
 Insulating Washer
 508A127 Hi-Temp. Switch
 Insulating Bushing
 332A876 Hi-Temp. Switch Terminal

705JB-4R/3742S

Generator - 705JB4N4C
 Control - Code 180 (W.D.611C807)
 Code 155 (W.D.625A631)
 Engine - Spec S --- R
 *141D726 Carburetor (Gas)
 134D1804 Air Outlet Duct
 309P196 Hi-Temp. Cut-Off
 Switch
 309A195 Hi-Temp. Switch
 Bracket
 508A126 Hi-Temp. Switch
 Insulating Washer
 508A127 Hi-Temp. Switch
 Insulating Bushing
 332A876 Hi-Temp. Switch
 Terminal

705JB-4R/3819P

Generator - 705JB4N4C
 Control - Code 179 (W.D.611C806)
 Code 155 (W.D.625A631)
 Engine - Spec P --- R
 *143B321 Carburetor (Gas)
 134D1804 Air Outlet Duct
 309P196 Hi-Temp. Cut-Off
 Switch
 309A195 Hi-Temp. Switch
 Bracket
 508A126 Hi-Temp. Switch
 Insulating Washer
 508A127 Hi-Temp. Switch
 Insulating Bushing
 332A876 Hi-Temp. Switch
 Terminal

705JB-4R/4283R

Generator - 705JB4N4C
 Control - Code 179 (W.D.611C806)
 Code 130 (W.D.612B1543)
 Code 155 (W.D.625A631)
 Engine - Spec R --- R
 *159B851 Reservoir Tank Assy.
 *405A1413 Housing Assy.
 134B1843 Air Housing Cover
 (Top)

705JB-4R/4536S

Generator - 705JB4N4C
 Control - Code 179 (W.D.611C806)
 Code 155 (W.D.625C631)
 Engine - Spec S --- R
 *141D726 Carburetor (Gas)
 *403A833 Skid Base Assy.
 134D1804 Air Outlet Duct

705JB-4R/5050P

Generator - 705JB/209
 Control - Code 190 (W.D.611C842)
 Code 155 (W.D.625A631)
 Engine - Spec P --- R
 *143B321 Carburetor (Gas)
 134D1804 Air Outlet Duct
 309P206 Hi-Temp. Cut-Off
 Switch
 309A195 Hi-Temp. Switch
 Bracket

705JB-4R/5050P (Cont.)

508A126 Hi-Temp. Switch
 Insulating Washer
 508A127 Hi-Temp. Switch
 Insulating Bushing
 332A876 Hi-Temp. Switch
 Terminal
 403B679 Skid Base
 402B283 Mtg. Cushion - Front (2)
 402B285 Mtg. Cushion - Rear (2)
 416A501 Battery Bracket (2)
 416B502 Battery Hold-down Frame

705JB-4R/5050R

Generator - 705JB/209
 Control - Code 190 (W.D.611C842)
 Code 155 (W.D.625A631)
 Engine - Spec R --- R
 *141D726 Carburetor (Gas)
 134D1804 Air Outlet Duct
 309P206 Hi-Temp. Cut-Off
 Switch
 309A195 Hi-Temp. Switch Bracket
 508A126 Hi-Temp. Switch
 Insulating Washer
 508A127 Hi-Temp. Switch
 Insulating Bushing
 332A876 Hi-Temp. Switch
 Terminal
 403B679 Skid Base
 416A501 Battery Bracket (2)
 416B502 Battery Hold-Down
 Frame
 416A133 Battery Jumper Cable

705JB-4R/5166P

Generator - 705JB4N4C
 Control - Code 179 (W.D.611C806)
 Code 155 (W.D.625A631)
 Engine - Spec P --- R
 *143B321 Carburetor (Gas)
 *140K677 Oil Bath Air Cleaner Kit
 403B679 Skid Base
 416A501 Battery Bracket (2)
 416B502 Battery Hold-Down
 Frame

705JB-4R/5388R

Generator - 705JB/209
 Control - Code 203 (W.D.611C873)
 Code 155 (W.D.625A631)
 Engine - Spec R --- R
 *141D726 Carburetor (Gas)
 134D1804 Air Outlet Duct
 309P196 Hi-Temp. Cut-Off Switch
 309A195 Hi-Temp. Switch Bracket
 508A126 Hi-Temp. Switch
 Insulating Washer
 508A127 Hi-Temp. Switch
 Insulating Bushing
 332A876 Hi-Temp. Switch Terminal

* - Refer to Accessory Section for Component Parts.

MODEL DATA SECTION

75

705JB-4R/5396P

Generator - 705JB/209
Control - Code 189 (W.D.611C841)
Code 155 (W.D.625A631)
Engine - Spec P --- R
*143B305 Carburetor (Gas-Gaso)
309P206 Hi-Temp. Cut-Off Switch
309A195 Hi-Temp. Switch Bracket
508A126 Hi-Temp. Switch
Insulating Washer
508A127 Hi-Temp. Switch
Insulating Bushing
332A876 Hi-Temp. Switch
Terminal

705JB-4R/5396R

Generator - 705JB/209
Control - Code 189 (W.D.611C841)
Code 155 (W.D.625A631)
Engine - Spec R --- R
*141D718 Carburetor (Gas-Gaso)
309P206 Hi-Temp. Cut-Off Switch
309A195 Hi-Temp. Switch Bracket
508A126 Hi-Temp. Switch
Insulating Washer
508A127 Hi-Temp. Switch
Insulating Bushing
332A876 Hi-Temp. Switch Terminal

705JB-4R/5515P

Generator - 705JB4N4C
Control - Code 194 (W.D.611C852)
Code 155 (W.D.625A631)
Engine - Spec P --- R
*143B321 Carburetor (Gas)
*134D1811 Air Shutter Assy.
309P196 Hi-Temp. Cut-Off Switch
309A195 Hi-Temp. Switch Bracket
508A126 Hi-Temp. Switch
Insulating Washer
508A127 Hi-Temp. Switch
Insulating Bushing
332A876 Hi-Temp. Switch Terminal

705JB-4R/5601P

Generator - 705JB/209
Control - Code 189 (W.D.611C841)
Code 155 (W.D.625A631)
Engine - Spec P --- R
*143B321 Carburetor (Gas)
309P206 Hi-Temp. Cut-Off Switch
309A195 Hi-Temp. Switch Bracket
508A126 Hi-Temp. Switch
Insulating Washer
508A127 Hi-Temp. Switch
Insulating Bushing
332A876 Hi-Temp. Switch Terminal

705JB-4R/5916P

Generator - 705JB/209
Control - Code 189 (W.D.611C841)
Code 155 (W.D.625A631)
Engine - Spec P --- R
*159B775 Reservoir Tank Assy.
134D1804 Air Outlet Duct
134B1292 Air Housing Cover (Top)
309P206 Hi-Temp. Cut-Off Switch

705JB-4R/5916P (Cont.)

309A195 Hi-Temp. Switch
Bracket
508A126 Hi-Temp. Switch
Insulating Washer
508A127 Hi-Temp. Switch
Insulating Bushing
332A876 Hi-Temp. Switch
Terminal
403B679 Skid Base
416A501 Battery Bracket (2)
416B502 Battery Hold-down
Frame

705JB-4R/5916R

Generator - 705JB/209
Control - Code 189 (W.D.611C841)
Code 155 (W.D.625A631)
Engine - Spec R --- R
*159B775 Reservoir Tank Assy.
134D1804 Air Outlet Duct
134B1843 Air Housing Cover
309P206 Hi-Temp. Cut-Off
Switch
309A195 Hi-Temp. Switch
Bracket
508A126 Hi-Temp. Switch
Insulating Washer
508A127 Hi-Temp. Switch
Insulating Bushing
332A876 Hi-Temp. Switch
Terminal
403B679 Skid Base
416A501 Battery Bracket (2)
416B502 Battery Hold-down
Frame

705JB-4R/5992R

Generator - 705JB/209
Control - Code 203 (W.D.611C873)
Code 127 (W.D.612B1469)
Code 130 (W.D.612B1543)
Code 155 (W.D.625A631)
Engine - Spec R --- S
*159A820 Fuel Tank Assy.
*405A1414 Housing Assy.
102B548 Oil Base
333B102 Oil Base Heater
333B88 Heater Box
333A87 Heater Box Cover
508A100 Heater Box Grommet
309A168 Heater Thermostat

705JB-4R/6074P

Generator - 705JB4N4C
Control - Code 180 (W.D.611C807)
Code 155 (W.D.625A631)
Engine - Spec P --- R
*143B305 Carburetor (Gas-Gaso)
*134D1811 Air Shutter Assy.
309P196 Hi-Temp. Cut-Off
Switch
309A195 Hi-Temp. Switch
Bracket
508A126 Hi-Temp. Switch
Insulating Washer
508A127 Hi-Temp. Switch
Insulating Bushing
332A876 Hi-Temp. Switch
Terminal

705JB-4R/6074R

Generator - 705JB4N4C
Control - Code 180 (W.D.611C807)
Code 155 (W.D.625A631)
Engine - Spec R --- R
*141D718 Carburetor (Gas-Gaso)
*134D1811 Air Shutter Assy.
309P196 Hi-Temp. Cut-Off Switch
309A195 Hi-Temp. Switch Bracket
508A126 Hi-Temp. Switch
Insulating Washer
508A127 Hi-Temp. Switch
Insulating Bushing
332A876 Hi-Temp. Switch Terminal

705JB-4R/6075R

Generator - 705JB4N4C
Control - Code 180 (W.D.611C807)
Code 155 (W.D.625A631)
Engine - Spec R --- R
*141D726 Carburetor (Gas)
*134D1811 Air Shutter Assy.
309P196 Hi-Temp. Cut-Off Switch
309A195 Hi-Temp. Switch Bracket
508A126 Hi-Temp. Switch
Insulating Washer
508A127 Hi-Temp. Switch
Insulating Bushing
332A876 Hi-Temp. Switch Terminal

705JB-4R/6153R

Generator - 705JB4N4C
Control - Code 180 (W.D.611C807)
Code 155 (W.D.625A631)
Engine - Spec R --- R
*134D1811 Air Shutter Assy.
309P196 Hi-Temp. Cut-Off Switch
309A195 Hi-Temp. Switch Bracket
508A126 Hi-Temp. Switch
Insulating Washer
508A127 Hi-Temp. Switch
Insulating Bushing
332A876 Hi-Temp. Switch Terminal

705JB-4R/6214R

Generator - 705JB4N4C
Control - Code 180 (W.D.611C807)
Code 129 (W.D.612B1487)
Code 130 (W.D.612B1543)
Code 155 (W.D.625A631)
Engine - Spec R --- R
*405A1415 Housing Assy. -
NOTE: Uses #134D1811
Air Shutter Assy.
*159A820 Fuel Tank Assy.
309P196 Hi-Temp. Cut-Off Switch
309A195 Hi-Temp. Switch Bracket
508A126 Hi-Temp. Switch
Insulating Washer
508A127 Hi-Temp. Switch
Insulating Bushing
332A876 Hi-Temp. Switch Terminal

MODEL DATA SECTION

705JB-4R/6244R

Generator - 705JB4N4C
 Control - Code 180 (W.D.611C807)
 Code 155 (W.D.625A631)
 Engine - Spec R --- R
 *141D726 Carburetor (Gas)
 134D1804 Air Outlet Duct
 309P196 Hi-Temp. Cut-Off
 Switch
 309A195 Hi-Temp. Switch Bracket
 508A126 Hi-Temp. Switch
 Insulating Washer
 508A127 Hi-Temp. Switch
 Insulating Bushing
 332A876 Hi-Temp. Switch
 Terminal
 403B679 Skid Base
 416A501 Battery Bracket (2)
 416B502 Battery Hold-down
 Frame
 416A133 Battery Jumper Cable

705JB-4R/6293R

Generator - 705JB4N4C
 Control - Code 179 (W.D.611C806)
 Code 130 (W.D.612B1543)
 Code 146 (W.D.612B3103)
 Code 139 (W.D.625A23)
 Code 155 (W.D.625A631)
 Engine - Spec R --- R
 *405A1415 Housing Assy. -
 NOTE: Uses #134D1811
 Air Shutter Assy.
 *159A820 Fuel Tank Assy.
 *140K905 Air Pre-Heater Kit
 309P196 Hi-Temp. Cut-Off
 Switch
 309A195 Hi-Temp. Switch
 Bracket
 508A126 Hi-Temp. Switch
 Insulating Washer
 508A127 Hi-Temp. Switch
 Insulating Bushing
 332A876 Hi-Temp. Switch
 Terminal
 102B548 Oil Base
 333B102 Oil Base Heater
 333B88 Heater Box
 333A87 Heater Box Cover
 508A100 Heater Box Grommet
 309A168 Heater Thermostat

705JB-4R/6298P

Generator - 705JB4N4C
 Control - Code 180 (W.D.611C807)
 Code 139 (W.D.625A23)
 Code 155 (W.D.625A631)
 Engine - Spec P --- R
 *143B305 Carburetor (Gas-Gaso)
 *134D1811 Air Shutter Assy.
 309P196 Hi-Temp. Cut-Off
 Switch
 309A195 Hi-Temp. Switch
 Bracket
 508A126 Hi-Temp. Switch
 Insulating Washer
 508A127 Hi-Temp. Switch
 Insulating Bushing

705JB-4R/6298P (Cont.)

332A876 Hi-Temp. Switch
 Terminal
 102B548 Oil Base
 333B102 Oil Base Heater
 333B88 Heater Box
 333A87 Heater Box Cover
 508A100 Heater Box Grommet
 309A168 Heater Thermostat

705JB-4R/6298R

Generator - 705JB4N4C
 Control - Code 180 (W.D.611C807)
 Code 139 (W.D.625A23)
 Code 155 (W.D.625A631)
 Engine - Spec R --- R
 *141D718 Carburetor (Gas-Gaso)
 *134D1811 Air Outlet Duct
 309P196 Hi-Temp. Cut-Off
 Switch
 309A195 Hi-Temp. Switch
 Bracket
 508A126 Hi-Temp. Switch
 Insulating Washer
 508A127 Hi-Temp. Switch
 Insulating Bushing
 332A876 Hi-Temp. Switch
 Terminal
 102B548 Oil Base
 333B102 Oil Base Heater
 333B88 Heater Box
 333A87 Heater Box Cover
 508A100 Heater Box Grommet
 309A168 Heater Thermostat

705JB-4R/6333S

Generator - 705JB4N4C
 Control - Code 179 (W.D.611C806)
 Code 127 (W.D.612B1469)
 Code 130 (W.D.612B1543)
 Code 155 (W.D.625A631)
 Engine - Spec S --- R
 *141D726 Carburetor (Gas)
 *405A1414 Housing Assy.

705JB-4R/6560R

Generator - 705JB4N4C
 Control - Code 208 (W.D.611C883)
 Code 155 (W.D.625A631)
 Engine - Spec R --- R
 140P721 Air Cleaner
 140P722 Air Cleaner Band (2)
 140B720 Air Cleaner Mtg.
 Bracket
 503P419 Air Cleaner Elbow -
 Rubber
 503P365 Air Cleaner Hose
 Clamp (3)
 140B741 Air Cleaner Air
 Inlet Tube
 503-330 Air Cleaner Hose
 140P723 Carb. Air Pre-Cleaner

705JB-4R/6726R

Generator - 705JB/209
 Control - Code 203 (W.D.611C873)
 Code 139 (W.D.625A23)
 Code 155 (W.D.625A631)

705JB-4R/6726R (Cont.)

Engine - Spec R --- R
 *159B775 Reservoir Tank Assy.
 134D1804 Air Outlet Duct
 134B1843 Air Housing Cover (Top)
 309P196 Hi-Temp. Cut-Off Switch
 309A195 Hi-Temp. Switch Bracket
 508A126 Hi-Temp. Switch
 Insulating Washer
 508A127 Hi-Temp. Switch
 Insulating Bushing
 332A876 Hi-Temp. Switch Terminal
 102B548 Oil Base
 333B102 Oil Base Heater
 333B88 Heater Box
 333A87 Heater Box Cover
 508A100 Heater Box Grommet
 309A168 Heater Thermostat
 403B679 Skid Base
 416A501 Battery Bracket (2)
 416B502 Battery Hold-down Frame

705JB-4R/7376R

Generator - 705JB4N4C
 Control - Code 179 (W.D.611C806)
 Code 128 (W.D.612B1486)
 Code 130 (W.D.612B1543)
 Code 139 (W.D.625A23)
 Code 155 (W.D.625A631)
 Engine - Spec R --- R
 *405A1415 Housing Assy. -
 NOTE: Uses #134D1811
 Air Shutter Assy.
 *140K905 Air Pre-Heater Kit
 102B548 Oil Base
 333B102 Oil Base Heater
 333B88 Heater Box
 333A87 Heater Box Cover
 508A100 Heater Box Grommet
 309A168 Heater Thermostat

705JB-4R/7629R

Generator - 705JB/209
 Control - Code 203 (W.D.611C873)
 Code 155 (W.D.625A631)
 Engine - Spec R --- R
 *141D726 Carburetor (Gas)
 134D1804 Air Outlet Duct

705JB-4R/7658S

Generator - 705JB4N4C
 Control - Code 179 (W.D.611C806)
 Code 129 (W.D.612B1487)
 Code 130 (W.D.612B1543)
 Code 139 (W.D.625A23)
 Code 155 (W.D.625A631)
 Engine - Spec S --- R
 *141D726 Carburetor (Gas)
 *405A1415 Housing Assy. -
 NOTE: Uses #134D1811
 Air Shutter Assy.
 102B548 Oil Base
 333B102 Oil Base Heater
 333B88 Heater Box
 333A87 Heater Box Cover
 508A100 Heater Box Grommet
 309A168 Heater Thermostat

MODEL DATA SECTION

77

705JB-4R/7663S

Generator - 705JB4N4C
Control - Code 180 (W.D.611C807)
Code 128 (W.D.612B1486)
Code 130 (W.D.612B1543)
Code 139 (W.D.625A23)
Code 155 (W.D.625A631)
Engine - Spec S --- R
*141D726 Carburetor (Gas)
*405A1415 Housing Assy. -
NOTE: Uses #134D1811
Air Shutter Assy.
309P196 Hi-Temp. Cut-Off
Switch
309A195 Hi-Temp. Switch
Bracket
508A126 Hi-Temp. Switch
Insulating Washer
508A127 Hi-Temp. Switch
Insulating Bushing
332A876 Hi-Temp. Switch
Terminal
102B548 Oil Base
333B102 Oil Base Heater
333B88 Heater Box
333A87 Heater Box Cover
508A100 Heater Box Grommet
309A168 Heater Thermostat

705JB-4R/7945S

Generator - 705JB4N4C
Control - Code 180 (W.D.611C807)
Code 155 (W.D.625A631)
Engine - Spec S --- R
*134D1811 Air Shutter Assy.
*140K905 Air Pre-Heater Kit

705JB-4R131/248R

Generator - 705JB4N4C
Control - Code 213 (W.D.611C905)
Code 139 (W.D.625A23)
Code 155 (W.D.625A631)
Engine - Spec R --- R
*141D726 Carburetor (LPG)
102B548 Oil Base
333B102 Oil Base Heater
333B88 Heater Box
333A87 Heater Box Cover
508A100 Heater Box Grommet
309A168 Heater Thermostat
307B845 Start Solenoid
306A196 Start Solenoid Bracket
307P312 Supply Line Fuel
Solenoid Valve-Elec.
149P558 Supply Line Fuel
Strainer

705JB-4R131/926R

Generator - 705JB4N4C
Control - Code 213 (W.D.611C905)
Code 130 (W.D.612B1543)
Code 139 (W.D.625A23)
Code 155 (W.D.625A631)
Engine - Spec R --- R
*141D726 Carburetor (LPG)
*405A1413 Housing Assy.
102B548 Oil Base

705JB-4R131/926R (Cont.)

333B102 Oil Base Heater
333B88 Heater Box
333B87 Heater Box Cover
508A100 Heater Box Grommet
309A168 Heater Thermostat
307B845 Start Solenoid
306A196 Start Solenoid
Bracket
307P312 Supply Line Fuel
Solenoid Valve-Elec.
149P558 Supply Line Fuel
Strainer

705JB-4R30/2669R

Generator - 705JB4N4C
Control - Code 213 (W.D.611C905)
Code 155 (W.D.625A631)
Engine - Spec R --- R
*159B775 Reservoir Tank Assy.
134D1804 Air Outlet Duct
134B1843 Air Housing Cover
(Top)
307B845 Start Solenoid
306A196 Start Solenoid
Bracket
415K3 Underground Fuel
Tank (55 Gal.)
Incl. Fittings
415K7 Fuel Line Kit
(25"x5/16") Incl.
Elbows & Connector

705JB-4R31/2468P

Generator - 705JB4N4C
Control - Code 104 (W.D.611C734)
Code 155 (W.D.625A631)
Engine - Spec P --- R
*143B321 Carburetor (Gas)
104D430 Crankshaft
103D225 Gear Cover Backplate
104B473 Flywheel
103C252 Gear Cover Assy.
103C231 Gear Cover Gasket
*191C453 Starter Motor -
Incl. Gear
191A457 Idler Gear Assy.
191B354 Crankshaft Gear &
Clutch
191A342 Idler Gear Base &
Shaft
518-196 Idler Gear Retaining
Ring
526-175 Idler Gear Thrust
Washer
338A414 Breaker Plate to
Control Wiring
Harness
307B845 Start Solenoid
306A196 Start Solenoid
Bracket
338B366 Starter Wiring
Harness
336A210 Starter to Solenoid
Cable
112A106 Piston & Pin (2)
113-107 Ring Set (2)

705JB-4R31/2468P (Cont.)

307P312 Supply Line Fuel
Solenoid Valve-Elec.
149P558 Supply Line Fuel
Strainer
134D1804 Air Outlet Duct

705JB-4R31/2468R

Generator - 705JB4N4C
Control - Code 213 (W.D.611C905)
Code 155 (W.D.625A631)
Engine - Spec R --- R
*141D726 Carburetor (Gas)
134D1804 Air Outlet Duct
112A106 Piston & Pin (2)
113-107 Ring Set (2)
307B845 Start Solenoid
306A196 Start Solenoid Bracket
307P312 Supply Line Fuel
Solenoid Valve-Elec.
149P558 Supply Line Fuel
Strainer

705JB-4R131/2468P

Generator - 705JB4N4C
Control - Code 104 (W.D.611C734)
Code 155 (W.D.625A631)
Engine - Spec P --- R
*143B321 Carburetor (LPG)
134D1804 Air Outlet Duct
104D430 Crankshaft
103D225 Gear Cover Backplate
104B473 Flywheel
103C252 Gear Cover Assy.
103C231 Gear Cover Gasket
*191C453 Starter Motor -
Incl. Gear
191A457 Idler Gear Assy.
191B354 Crankshaft Gear &
Clutch
191A342 Idler Gear Base &
Shaft
518-196 Idler Gear Retaining
Ring
526-175 Idler Gear Thrust
Washer
338A414 Breaker Plate to
Control Wiring Harness
307B845 Start Solenoid
306A196 Start Solenoid Bracket
338B366 Starter Wiring Harness
336A210 Starter to Solenoid
Cable
307P312 Supply Line Fuel
Solenoid Valve-Elec.
149P558 Supply Line Fuel
Strainer

705JB-4R131/2468R

Generator - 705JB4N4C
Control - Code 213 (W.D.611C905)
Code 155 (W.D.625A631)
Engine - Spec R --- R
*141D726 Carburetor (LPG)
134D1804 Air Outlet Duct
307B845 Start Solenoid
306A196 Start Solenoid Bracket

(Cont. next page)

MODEL DATA SECTION

705JB-4R131/2468R (Cont.)

307P312 Supply Line Fuel
Solenoid Valve-Electric
149P558 Supply Line Fuel
Strainer

705JB-4RV/1P

Generator - 705JB4N4C
Control - Code 179 (W.D.611C806)
Code 155 (W.D.625A631)
Engine - Spec P --- R
Vacu-Flo Cooled

705JB-4RV/1R

Generator - 705JB4N4C
Control - Code 179 (W.D.611C806)
Code 155 (W.D.625A631)
Engine - Spec R --- R
Vacu-Flo Cooled

705JB-4RV/1S & 7.5JB-4R/8100S

Generator - 705JB4N4C
Control - Code 179 (W.D.611C806)
Code 155 (W.D.625A631)
Engine - Spec S --- R
Vacu-Flo Cooled

705JB-4RV/12R

Generator - 705JB4N4C
Control - Code 179 (W.D.611C806)
Code 155 (W.D.625A631)
Engine - Spec R --- R
Vacu-Flo Cooled
*141D718 Carburetor (Gas-Gaso)

705JB-4RV/13P

Generator - 705JB4N4C
Control - Code 179 (W.D.611C806)
Code 155 (W.D.625A631)
Engine - Spec P --- R
Vacu-Flo Cooled
*143B321 Carburetor (Gas)

705JB-4RV/13R

Generator - 705JB4N4C
Control - Code 179 (W.D.611C806)
Code 155 (W.D.625A631)
Engine - Spec R --- R
Vacu-Flo Cooled
*141D726 Carburetor (Gas)

705JB-4RV/13S & 7.5JB-4R/8390S

Generator - 705JB4N4C
Control - Code 179 (W.D.611C806)
Code 155 (W.D.625A631)
Engine - Spec S --- R
Vacu-Flo Cooled
*141D726 Carburetor (Gas)

705JB-4RV31/1P

Generator - 705JB4N4C
Control - Code 104 (W.D.611C734)
Code 155 (W.D.625A631)
Engine - Spec P --- R
Vacu-Flo Cooled
*143B321 Carburetor (Gas)
104D430 Crankshaft
103D225 Gear Cover Backplate

705JB-4RV31/1P (Cont.)

104B527 Flywheel
103C252 Gear Cover Assy.
103C231 Gear Cover Gasket
*191C453 Starter Motor -
Incl. Gear
191A457 Idler Gear Assy.
191B354 Crankshaft Gear &
Clutch
191A342 Idler Gear Base &
Shaft
518-196 Idler Gear Retaining
Ring
516-175 Idler Gear Thrust
Washer
338B414 Breaker Plate to
Control Wiring
Harness
307B845 Start Solenoid
306A196 Start Solenoid
Bracket
338B366 Starter Wiring
Harness
134B1685 Cylinder Shroud
Wrapper
336A210 Starter to Solenoid
Cable
307P312 Supply Line Fuel
Solenoid Valve-Elec.
149P558 Supply Line Fuel
Strainer

705JB-4RV31/1R

Generator - 705JB4N4C
Control - Code 213 (W.D.611C905)
Code 155 (W.D.625A631)
Engine - Spec R --- R
Vacu-Flo Cooled
*141D726 Carburetor (Gas)
112A106 Piston & Pin (2)
113-107 Ring Set (2)
307B845 Start Solenoid
306A196 Start Solenoid
Bracket
307P312 Supply Line Fuel
Solenoid Valve-Elec.
149P558 Supply Line Fuel
Strainer

705JB-4RV31/1S

Generator - 705JB4N4C
Control - Code 213 (W.D.611C905)
Code 155 (W.D.625A631)
Engine - Spec S --- R
Vacu-Flo Cooled
*141D726 Carburetor (Gas)
307B845 Start Solenoid
306A196 Start Solenoid
Bracket
307P312 Supply Line Fuel
Solenoid Valve-Elec.
149P558 Supply Line Fuel
Strainer

705JB-4RV/1282R

Generator - 705JB4N4C
Control - Code 180 (W.D.611C807)
Code 155 (W.D.625A631)

705JB-4RV/1282R (Cont.)

Engine - Spec R --- R
Vacu-Flo Cooled
*141D718 Carburetor (Gas-Gaso)
309P196 Hi-Temp. Cut-Off Switch
309A195 Hi-Temp. Switch Bracket
508A126 Hi-Temp. Switch
Insulating Washer
508A127 Hi-Temp. Switch
Insulating Bushing
332A876 Hi-Temp. Switch Terminal

705JB-4RV131/1S

Generator - 705JB4N4C
Control - Code 213 (W.D.611C905)
Code 155 (W.D.625A631)
Engine - Spec S --- R
*141D726 Carburetor (LPG)
307B845 Start Solenoid
306A196 Start Solenoid Bracket
307P312 Supply Line Fuel
Solenoid Valve-Electric
149P558 Supply Line Fuel
Strainer

705JB-4RV/2198P

Generator - 705JB4N4C
Control - Code 179 (W.D.611C806)
Code 155 (W.D.625A631)
Engine - Spec P --- R
Vacu-Flo Cooled
309P196 Hi-Temp. Cut-Off Switch
309A195 Hi-Temp. Switch Bracket
508A126 Hi-Temp. Switch
Insulating Washer
508A127 Hi-Temp. Switch
Insulating Bushing
332A876 Hi-Temp. Switch Terminal

705JB-4RV/3423S

Generator - 705JB/209
Control - Code 203 (W.D.611C873)
Code 155 (W.D.625A631)
Engine - Spec S --- R
Vacu-Flo Cooled
*141D726 Carburetor (Gas)

705JB-4RV/3550P

Generator - 705JB4N4C
Control - Code 208 (W.D.611C883)
Code 155 (W.D.625A631)
Engine - Spec P --- R
Vacu-Flo Cooled
*143B321 Carburetor (Gas)

705JB-4RV/5640R

Generator - 705JB/209
Control - Code 190 (W.D.611C842)
Code 155 (W.D.625A631)
Engine - Spec R --- R
Vacu-Flo Cooled
*141D726 Carburetor (Gas)
134A1490 Blower Scroll
309P171 Hi-Temp. Cut-Off Switch
338A337 Hi-Temp. Switch Harness

* - Refer to Accessory Section for Component Parts.

MODEL DATA SECTION

79

705JB-4RV/5683P

Generator - 705JB/209
Control - Code 203 (W.D.611C873)
Code 155 (W.D.625A631)
Engine - Spec P --- R
Vacu-Flo Cooled
*143B305 Carburetor (Gas-Gaso)
*140K890 Air Pre-Heater Kit

705JB-4XR/1P

Generator - 705JB4XN1C
Control - Code 74 (W.D.611C665)
Code 146 (W.D.625A429)
Engine - Spec P --- R

705JB-4XR/1R

Generator - 705JB4XN1C
Control - Code 74 (W.D.611C665)
Code 146 (W.D.625A429)
Engine - Spec R --- R

705JB-4XR/1S & 7.5JB-4XR/1S

Generator - 705JB4XN1C
Control - Code 74 (W.D.611C665)
Code 146 (W.D.625A429)
Engine - Spec S --- R

705JB-4XR/12P

Generator - 705JB4XN1C
Control - Code 74 (W.D.611C665)
Code 146 (W.D.625A429)
Engine - Spec P --- R
*143B305 Carburetor (Gas-Gaso)

705JB-4XR/13R

Generator - 705JB4XN1C
Control - Code 74 (W.D.611C665)
Code 146 (W.D.625A429)
Engine - Spec R --- R
*141D726 Carburetor (Gas)

705JB-4XR/13S & 7.5JB-4XR/13S

Generator - 705JB4XN1C
Control - Code 74 (W.D.611C665)
Code 146 (W.D.625A429)
Engine - Spec S --- R
*141D726 Carburetor (Gas)

705JB-4XR/96P

Generator - 705JB4XN1C
Control - Code 74 (W.D.611C665)
Code 146 (W.D.625A429)
Engine - Spec P --- R

705JB-4XR/248P

Generator - 705JB4XN1C
Control - Code 74 (W.D.611C665)
Code 139 (W.D.625A23)
Code 146 (W.D.625A429)
Engine - Spec P --- R
102B548 Oil Base
333B102 Oil Base Heater
333B88 Heater Box
333A87 Heater Box Cover
508A100 Heater Box Grommet
309A168 Heater Thermostat

705JB-4XR31/1P

Generator - 705JB4XN1C
Control - Code 58 (W.D.611C638)
Code 146 (W.D.625A429)
Engine - Spec P --- R
*143B321 Carburetor (Gas)
112A106 Piston & Pin (2)
113-107 Ring Set (2)
104D430 Crankshaft
103D225 Gear Cover Backplate
104B473 Flywheel
103C252 Gear Cover Assy.
103C231 Gear Cover Gasket
*191C453 Starter Motor -
Incl. Gear
191A457 Idler Gear Assy.
191B354 Crankshaft Gear &
Clutch
191A342 Idler Gear Base &
Shaft
518-196 Idler Gear Retaining
Ring
526-175 Idler Gear Thrust
Washer
338A414 Breaker Plate to
Control Wiring
Harness
307B1046 Start Solenoid
306A196 Start Solenoid
Bracket
338B366 Starter Wiring
Harness
336A210 Starter to Solenoid
Cable
307P312 Supply Line Fuel
Solenoid Valve-Elec.
149P558 Supply Line Fuel
Strainer

705JB-4XR31/1R

Generator - 705JB4XN1C
Control - Code 217 (W.D.611C910)
Code 146 (W.D.625A429)
Engine - Spec R --- R
*141D726 Carburetor (Gas)
112A106 Piston & Pin (2)
113-107 Ring Set (2)
307B845 Start Solenoid
306A196 Start Solenoid
Bracket
307P312 Supply Line Fuel
Solenoid Valve-Elec.
149P558 Supply Line Fuel
Strainer

705JB-4XR31/1S & 7.5JB-4XR31/13S

Generator - 705JB4XN1C
Control - Code 217 (W.D.611C910)
Code 146 (W.D.625A429)
Engine - Spec S --- R
*141D726 Carburetor (Gas)
307B845 Start Solenoid
306A196 Start Solenoid
Bracket
307P312 Supply Line Fuel
Solenoid Valve-Elec.
149P558 Supply Line Fuel
Strainer

705JB-4XR/862S

Generator - 705JB4XN1C
Control - Code 74 (W.D.611C665)
Code 139 (W.D.625A23)
Code 155 (W.D.625A429)
Engine - Spec S --- R
*141D726 Carburetor (Gas)
102B548 Oil Base
333B102 Oil Base Heater
333B88 Heater Box
333A87 Heater Box Cover
508A100 Heater Box Grommet
309A168 Heater Thermostat

705JB-4XR/926R

Generator - 705JB4XN1C
Control - Code 74 (W.D.611C665)
Code 130 (W.D.612B1543)
Code 139 (W.D.625A23)
Code 155 (W.D.625A429)
Engine - Spec R --- R
*405A1413 Housing Assy.
102B548 Oil Base
333B102 Oil Base Heater
333B88 Heater Box
333A87 Heater Box Cover
508A100 Heater Box Grommet
309A168 Heater Thermostat

705JB-4XR/1027P

Generator - 705JB4XN1C
Control - Code 74 (W.D.611C665)
Code 130 (W.D.612B1543)
Code 139 (W.D.625A23)
Code 146 (W.D.625A429)
Engine - Spec P --- R
*405A1413 Housing Assy.
*159A820 Fuel Tank Assy.
102B548 Oil Base
333B102 Oil Base Heater
333B88 Heater Box
333A87 Heater Box Cover
508A100 Heater Box Grommet
309A168 Heater Thermostat

705JB-4XR/1027R

Generator - 705JB4XN1C
Control - Code 74 (W.D.611C665)
Code 130 (W.D.612B1543)
Code 139 (W.D.625A23)
Code 146 (W.D.612A429)
Engine - Spec R --- R
*405A1413 Housing Assy.
*159A820 Fuel Tank Assy.
102B548 Oil Base
333B102 Oil Base Heater
333B88 Heater Box
333A87 Heater Box Cover
508A100 Heater Box Grommet
309A168 Heater Thermostat

705JB-4XR/1041P

Generator - 705JB4XN1C
Control - Code 74 (W.D.611C665)
Code 130 (W.D.612B1543)
Code 139 (W.D.625A23)
Code 146 (W.D.625A429)

(Cont. next page)

* - Refer to Accessory Section for Component Parts.

MODEL DATA SECTION

705JB-4XR/1041P (Cont.)

Engine - Spec P --- R
 *405A1413 Housing Assy.
 *159A820 Fuel Tank Assy.

705JB-4XR/1041R

Generator - 705JB4XN1C
 Control - Code 74 (W.D.611C665)
 Code 130 (W.D.612B1543)
 Code 146 (W.D.625A429)
 Engine - Spec R --- R
 *159A820 Fuel Tank Assy.
 *405A1413 Housing Assy.

705JB-4XR/1983P

Generator - 705JB4XN1C
 Control - Code 77 (W.D.611C669)
 Code 146 (W.D.625A429)
 Engine - Spec P --- R
 *143B321 Carburetor (Gas)

705JB-4XR/1983R

Generator - 705JB4XN1C
 Control - Code 77 (W.D.611C669)
 Code 146 (W.D.625A429)
 Engine - Spec R --- R
 *141D726 Carburetor (Gas)

705JB-4XR/1983S & 7.5JB-4XR/1983S

Generator - 705JB4XN1C
 Control - Code 77 (W.D.611C669)
 Code 146 (W.D.625A429)
 Engine - Spec S --- R
 *141D726 Carburetor (Gas)

705JB-4XR/2468R

Generator - 705JB4XN1C
 Control - Code 74 (W.D.611C665)
 Code 146 (W.D.625A429)
 Engine - Spec R --- R
 134D1804 Air Outlet Duct

705JB-4XR/2539P

Generator - 705JB4XN1C
 Control - Code 74 (W.D.611C665)
 Code 146 (W.D.625A429)
 Engine - Spec P --- R
 *143B321 Carburetor (Gas)
 134D1804 Air Outlet Duct

705JB-4XR/2539R

Generator - 705JB4XN1C
 Control - Code 74 (W.D.611C665)
 Code 146 (W.D.625A429)
 Engine - Spec R --- R
 *141D726 Carburetor (Gas)
 134D1804 Air Outlet Duct

705JB-4XR/2539S & 7.5JB-4XR/2539S

Generator - 705JB4XN1C
 Control - Code 74 (W.D.611C665)
 Code 146 (W.D.625A429)
 Engine - Spec S --- R
 *141D726 Carburetor (Gas)
 134D1804 Air Outlet Duct

705JB-4XR/3139P

Generator - 705JB4XN1C
 Control - Code 77 (W.D.611C669)
 Code 146 (W.D.625A429)
 Engine - Spec P --- R
 *143B321 Carburetor (Gas)
 *134D1811 Air Shutter Assy.
 309P196 Hi-Temp. Cut-Off Switch
 309A195 Hi-Temp. Switch
 Bracket
 508A126 Hi-Temp. Switch
 Insulating Washer
 508A127 Hi-Temp. Switch
 Insulating Bushing
 332A876 Hi-Temp. Switch
 Terminal

705JB-4XR/3819R

Generator - 705JB4XN1C
 Control - Code 74 (W.D.611C665)
 Code 146 (W.D.625A429)
 Engine - Spec R --- R
 *141D726 Carburetor (Gas)
 134D1804 Air Outlet Duct
 309P196 Hi-Temp. Cut-Off Switch
 309A195 Hi-Temp. Switch
 Bracket
 508A126 Hi-Temp. Switch
 Insulating Washer
 508A127 Hi-Temp. Switch
 Insulating Bushing
 332A876 Hi-Temp. Switch
 Terminal

705JB-4XR/5050R

Generator - 705JB/148
 Control - Code 91 (W.D.611C710)
 Code 146 (W.D.625A429)
 Engine - Spec R --- R
 *141D726 Carburetor (Gas)
 134D1804 Air Outlet Duct
 309P206 Hi-Temp. Cut-Off Switch
 309A195 Hi-Temp. Switch
 Bracket
 508A126 Hi-Temp. Switch
 Insulating Washer
 508A127 Hi-Temp. Switch
 Insulating Bushing
 332A876 Hi-Temp. Switch
 Insulating Bushing
 332A876 Hi-Temp. Switch
 Terminal
 403B679 Skid Base
 416A501 Battery Bracket (2)
 416B502 Battery Hold-down
 Frame
 416A133 Battery Jumper
 Cable

705JB-4XR/6074R

Generator - 705JC4XN1C
 Control - Code 77 (W.D.611C669)
 Code 146 (W.D.625A429)
 Engine - Spec R --- R

705JB-4XR/6074R (Cont.)

*141D718 Carburetor (Gas-Gaso)
 *134D1811 Air Shutter Assy.
 309P196 Hi-Temp. Cut-Off Switch
 309A195 Hi-Temp. Switch Bracket
 508A126 Hi-Temp. Switch
 Insulating Washer
 508A127 Hi-Temp. Switch
 Insulating Bushing
 332A876 Hi-Temp. Switch Terminal

705JB-4XR/6153R

Generator - 705JB4XN1C
 Control - Code 77 (W.D.611C669)
 Code 146 (W.D.625A429)
 Engine - Spec R --- R
 *134D1811 Air Shutter Assy.
 309P196 Hi-Temp. Cut-Off Switch
 309A195 Hi-Temp. Switch Bracket
 508A126 Hi-Temp. Switch
 Insulating Washer
 508A127 Hi-Temp. Switch
 Insulating Bushing
 332A876 Hi-Temp. Switch Terminal

705JB-4XR/6194R

Generator - 705JB/148
 Control - Code 212 (W.D.611C901)
 Code 130 (W.D.612B1543)
 Code 132 (W.D.612B1859)
 Code 146 (W.D.625A429)
 Engine - Spec R --- R
 *141D726 Carburetor (Gas)
 *405A1413 Housing Assy.
 309P196 Hi-Temp. Cut-Off Switch
 309A195 Hi-Temp. Switch Bracket
 508A126 Hi-Temp. Switch
 Insulating Washer
 508A127 Hi-Temp. Switch
 Insulating Bushing
 332A876 Hi-Temp. Switch Terminal

705JB-4XR/6732R

Generator - 705JB4XN1C
 Control - Code 74 (W.D.611C665)
 Code 130 (W.D.612B1543)
 Code 139 (W.D.625A23)
 Code 146 (W.D.625A429)
 Engine - Spec R --- R
 *141D726 Carburetor (Gas)
 *405A1416 Housing Assy. -
 NOTE: Uses #134D1811
 Air Shutter Assy.
 102B548 Oil Base
 333B102 Oil Base Heater
 333B88 Heater Box
 333A87 Heater Box Cover
 508A100 Heater Box Grommet
 309A168 Heater Thermostat

705JB-4XR/6915R

Generator - 705JB4XN1C
 Control - Code 77 (W.D.611C669)
 Code 146 (W.D.625A429)
 Engine - Spec R --- R
 *141D718 Carburetor (Gas-Gaso)
 *134D1811 Air Shutter Assy.

(Cont. next page)

MODEL DATA SECTION

81

705JB-4XR/6915R (Cont.)

*140K677 Oil Bath Air Cleaner Kit
309P196 Hi-Temp. Cut-Off Switch
309A195 Hi-Temp. Switch Bracket
508A126 Hi-Temp. Switch
Insulating Washer
508A127 Hi-Temp. Switch
Insulating Bushing
332A876 Hi-Temp. Switch Terminal

705JB-4XR/7074R

Generator - 705JB/148
Control - Code 89 (W.D.611C708)
Code 146 (W.D.625A429)
Engine - Spec R --- R
*141D718 Carburetor (Gas-Gaso)
*159B775 Reservoir Tank Assy.
134B1949 Air Housing Cover (Top)
309P196 Hi-Temp. Cut-Off Switch
309A195 Hi-Temp. Switch Bracket
508A126 Hi-Temp. Switch
Insulating Washer
508A127 Hi-Temp. Switch
Insulating Bushing
332A876 Hi-Temp. Switch Terminal

705JB-4XR/7142R

Generator - 705JB4XN1C
Control - Code 74 (W.D.611C665)
Code 130 (W.D.612B1543)
Code 139 (W.D.625A23)
Code 146 (W.D.625A429)
Engine - Spec R --- R
*405A1413 Housing Assy.
*159A820 Fuel Tank Assy.
*140K905 Air Pre-Heater Kit
102B548 Oil Base
333B102 Oil Base Heater
333B88 Heater Box
333A87 Heater Box Cover
508A100 Heater Box Grommet
309A168 Heater Thermostat

705JB-4XR/7422R

Generator - 705JB/148
Control - Code 89 (W.D.611C708)
Code 130 (W.D.612B1543)
Code 146 (W.D.625A429)
Engine - Spec R --- R
*141D718 Carburetor (Gas-Gaso)
*405A1413 Housing Assy.
309P196 Hi-Temp. Cut-Off Switch
309A195 Hi-Temp. Switch Bracket
508A126 Hi-Temp. Switch
Insulating Washer
508A127 Hi-Temp. Switch
Insulating Bushing
332A876 Hi-Temp. Switch Terminal

705JB-4XR/7518S

Generator - 705JB4XN1C
Control - Code 74 (W.D.611C665)
Code 146 (W.D.625A429)
Engine - Spec S --- R
*159A827 Reservoir Tank Assy.
134D1804 Air Outlet Duct
134C1843 Air Housing Cover (Top)

705JB-4XR/7566S

Generator - 705JB/148
Control - Code 235 (W.D.611C985)
Code 130 (W.D.612B1543)
Code 243 (W.D.612B1851)
Code 146 (W.D.625A429)
Engine - Spec S --- R
*141D718 Carburetor (Gas-Gaso)
*405A1414 Housing Assy.
309P206 Hi-Temp. Cut-Off Switch
309A195 Hi-Temp. Switch Bracket
508A126 Hi-Temp. Switch
Insulating Washer
508A127 Hi-Temp. Switch
Insulating Bushing
332A876 Hi-Temp. Switch Terminal

705JB-4XR/7595R

Generator - 705JB4XN1C
Control - Code 77 (W.D.611C669)
Code 146 (W.D.625A429)
Engine - Spec R --- R
*141D726 Carburetor (Gas)
112A106 Piston & Pin (2)
113-107 Ring Set (2)

705JB-4XR/7755R

Generator - 705JB/148
Control - Code 89 (W.D.611C708)
Code 130 (W.D.612B1543)
Code 244 (W.D.612B2378)
Code 146 (W.D.625A429)
Engine - Spec R --- R
*141D726 Carburetor (Gas)
*405A1414 Housing Assy.
309P196 Hi-Temp. Cut-Off Switch
309A195 Hi-Temp. Switch Bracket
508A126 Hi-Temp. Switch
Insulating Washer
508A127 Hi-Temp. Switch
Insulating Bushing
332A876 Hi-Temp. Switch Terminal

705JB-4XR131/2468R

Generator - 705JB4XN1C
Control - Code 217 (W.D.611C910)
Code 146 (W.D.625A429)
Engine - Spec R --- R
*141D726 Carburetor (LPG)
134D1804 Air Outlet Duct
307B845 Start Solenoid

705JB-4XR131/2468R (Cont.)

306A196 Start Solenoid Bracket
307P312 Supply Line Fuel
Solenoid Valve - Elec.
149P558 Supply Line Fuel
Strainer

705JB-4XRV/13P

Generator - 705JB4XN1C
Control - Code 74 (W.D.611C665)
Code 146 (W.D.625A429)
Engine - Spec P --- R
Vacu-Flo Cooled
*143B321 Carburetor (Gas)

705JB-4XRV/13R

Generator - 705JB4XN1C
Control - Code 74 (W.D.611C665)
Code 146 (W.D.625A429)
Engine - Spec R --- R
Vacu-Flo Cooled
*141D726 Carburetor (Gas)

705JB-4XRV/6086R

Generator - 705JB/148
Control - Code 212 (W.D.611C901)
Code 146 (W.D.625A429)
Engine - Spec R --- R
Vacu-Flo Cooled
*141D726 Carburetor (Gas)
309P196 Hi-Temp. Cut-Off Switch
309A195 Hi-Temp. Switch Bracket
508A126 Hi-Temp. Switch
Insulating Washer
508A127 Hi-Temp. Switch
Insulating Bushing
332A876 Hi-Temp. Switch Terminal

705JB-4XRV/8054R

Generator - 705JB4XN1C
Control - Code 90 (W.D.611C709)
Code 139 (W.D.625A23)
Code 146 (W.D.625A429)
Engine - Spec R --- R
Vacu-Flo Cooled
*141D718 Carburetor (Gas-Gaso)
309P196 Hi-Temp. Cut-Off Switch
309A195 Hi-Temp. Switch Bracket
508A126 Hi-Temp. Switch
Insulating Washer
508A127 Hi-Temp. Switch
Insulating Bushing
332A876 Hi-Temp. Switch Terminal
102B548 Oil Base
333B102 Oil Base Heater
333B88 Heater Box
333A87 Heater Box Cover
508A100 Heater Box Grommet
309A168 Heater Thermostat

705JB-4XRV131/6463R

Generator - 705JB/302
Control - Code 223 (W.D.611C925)
Code 152 (W.D.625A553)
Engine - Spec R --- R

* - Refer to Accessory Section for Component Parts.

(Cont. next page)

MODEL DATA SECTION

705JB-4XRV131/6463R (Cont.)

Vacu-Flo Cooled
 *141D726 Carburetor (LPG)
 309P206 Hi-Temp. Cut-Off Switch
 309A195 Hi-Temp. Switch Bracket
 508A126 Hi-Temp. Switch Insulating Washer
 508A127 Hi-Temp. Switch Insulating Bushing
 332A876 Hi-Temp. Switch Terminal
 307B845 Start Solenoid
 306A196 Start Solenoid Bracket
 307P312 Supply Line Fuel Solenoid Valve-Electric
 149P558 Supply Line Fuel Strainer

705JB-5DR/1P

Generator - 705JB5DN1C
 Control - Code 75 (W.D.611C666)
 Code 146 (W.D.625A429)
 Engine - Spec P --- R

705JB-5DR/1R

Generator - 705JB5DN1C
 Control - Code 75 (W.D.611C666)
 Code 146 (W.D.625A429)
 Engine - Spec R --- R

705JB-5DR/1S & 7.5JB-5DR/1S

Generator - 705JB5DN1C
 Control - Code 75 (W.D.611C666)
 Code 146 (W.D.625A429)
 Engine - Spec S --- R

705JB-5DR/12R

Generator - 705JB5DN1C
 Control - Code 75 (W.D.611C666)
 Code 146 (W.D.625A429)
 Engine - Spec R --- R
 *141D718 Carburetor (Gas-Gaso)

705JB-5DR/13P

Generator - 705JB5DN1C
 Control - Code 75 (W.D.611C666)
 Code 146 (W.D.625A429)
 Engine - Spec P --- R
 *143B321 Carburetor (Gas)

705JB-5DR/13R

Generator - 705JB5DN1C
 Control - Code 75 (W.D.611C666)
 Code 146 (W.D.625A429)
 Engine - Spec R --- R
 *141D726 Carburetor (Gas)

705JB-5DR/13S & 7.5JB-5DR/13S

Generator - 705JB5DN1C
 Control - Code 75 (W.D.611C666)
 Code 146 (W.D.625A429)
 Engine - Spec S --- R
 *141D726 Carburetor (Gas)

705JB-5DR/96P

Generator - 705JB5DN1C
 Control - Code 78 (W.D.611C670)
 Code 146 (W.D.625A429)
 Engine - Spec P --- R

705JB-5DR/96R

Generator - 705JB5DN1C
 Control - Code 78 (W.D.611C670)
 Code 146 (W.D.625A429)
 Engine - Spec R --- R

705JB-5DR/96S & 7.5JB-5DR/96S

Generator - 705JB5DN1C
 Control - Code 78 (W.D.611C670)
 Code 146 (W.D.625A429)
 Engine - Spec S --- R

705JB-5DR/248P

Generator - 705JB5DN1C
 Control - Code 75 (W.D.611C666)
 Code 139 (W.D.625A23)
 Code 146 (W.D.625A429)
 Engine - Spec P --- R

102B548 Oil Base
 333B102 Oil Base Heater
 333B88 Heater Box
 333A87 Heater Box Cover
 508A100 Heater Box Grommet
 309A168 Heater Thermostat

705JB-5DR/248R

Generator - 705JB5DN1C
 Control - Code 75 (W.D.611C666)
 Code 139 (W.D.625A23)
 Code 146 (W.D.625A429)
 Engine - Spec R --- R

102B548 Oil Base
 333B102 Oil Base Heater
 333B88 Heater Box
 333A87 Heater Box Cover
 508A100 Heater Box Grommet
 309A168 Heater Thermostat

705JB-5DR/1027P

Generator - 705JB5DN1C
 Control - Code 75 (W.D.611C666)
 Code 130 (W.D.612B1543)
 Code 139 (W.D.625A23)
 Code 146 (W.D.625A429)
 Engine - Spec P --- R

*405A1413 Housing Assy.
 *159A820 Fuel Tank Assy.
 102B548 Oil Base
 333B102 Oil Base Heater
 333B88 Heater Box
 333A87 Heater Box Cover
 508A100 Heater Box Grommet
 309A168 Heater Thermostat

705JB-5DR/1041P

Generator - 705JB5DN1C
 Control - Code 75 (W.D.611C666)
 Code 130 (W.D.612B1543)
 Code 146 (W.D.625A429)
 Engine - Spec P --- R

*405A1413 Housing Assy.
 *159A820 Fuel Tank Assy.

705JB-5DR/1041R

Generator - 705JB5DN1C
 Control - Code 75 (W.D.611C666)
 Code 130 (W.D.612B1543)
 Code 146 (W.D.625A429)
 Engine - Spec R --- R

*405A1413 Housing Assy.
 *159A820 Fuel Tank Assy.

705JB-5DR131/1R

Generator - 705JB5DN1C
 Control - Code 216 (W.D.611C909)
 Code 146 (W.D.625A429)
 Engine - Spec R --- R

*141D726 Carburetor (LPG)
 307B845 Start Solenoid
 306A196 Start Solenoid Bracket
 307A312 Supply Line Fuel Solenoid Valve-Elec.
 149P196 Supply Line Fuel Strainer

705JB-5DR/1873P

Generator - 705JB5DN1C
 Control - Code 75 (W.D.611C666)
 Code 130 (W.D.612B1543)
 Code 139 (W.D.625A23)
 Code 146 (W.D.625A429)
 Engine - Spec P --- R

*143B321 Carburetor (Gas)
 *405A1413 Housing Assy.
 102B548 Oil Base
 333B102 Oil Base Heater
 333B88 Heater Box
 333A87 Heater Box Cover
 508A100 Heater Box Grommet
 309P168 Heater Thermostat

705JB-5DR/1873R

Generator - 705JB5DN1C
 Control - Code 75 (W.D.611C666)
 Code 130 (W.D.612B1543)
 Code 139 (W.D.625A23)
 Code 146 (W.D.625A429)
 Engine - Spec R --- R

*141D726 Carburetor (Gas)
 *405A1413 Housing Assy.
 102B548 Oil Base
 333B102 Oil Base Heater
 333B88 Heater Box
 333A87 Heater Box Cover
 508A100 Heater Box Grommet
 309A168 Heater Thermostat

705JB-5DR/3518P

Generator - 705JB5DN1C
 Control - Code 75 (W.D.611C666)
 Code 146 (W.D.625A429)
 Engine - Spec P --- R

*143B321 Carburetor (Gas)
 *134D1811 Air Shutter Assy.
 309P196 Hi-Temp. Cut-off Switch
 309A195 Hi-Temp. Switch Bracket
 508A126 Hi-Temp. Switch Insulating Washer
 508A127 Hi-Temp. Switch Insulating Bushing
 332A876 Hi-Temp. Switch Terminal

* - Refer to Accessory Section for Component Parts.

MODEL DATA SECTION

83

705JB-5DR/3547P

Generator - 705JB5DN1C
Control - Code 78 (W.D.611C670)
Code 146 (W.D.625A429)
Engine - Spec P --- R
*140K905 Air Pre-Heater Kit
*134D1811 Air Shutter Assy.
309P196 Hi-Temp. Cut-Off
Switch
309A195 Hi-Temp. Switch
Bracket
508A126 Hi-Temp. Switch
Insulating Washer
508A127 Hi-Temp. Switch
Insulating Bushing
332A876 Hi-Temp. Switch
Terminal

705JB-5DR/5299P

Generator - 705JB5DN1C
Control - Code 108 (W.D.611C746)
Code 146 (W.D.625A429)
Engine - Spec P --- R
*143B321 Carburetor (Gas)
134D1804 Air Outlet Duct
309P196 Hi-Temp. Cut-off
Switch
309A195 Hi-Temp. Switch
Bracket
508A126 Hi-Temp. Switch
Insulating Washer
508A127 Hi-Temp. Switch
Insulating Bushing
332A876 Hi-Temp. Switch
Terminal

705JB-5DR/5299R

Generator - 705JB5DN1C
Control - Code 108 (W.D.611C746)
Code 146 (W.D.625A429)
Engine - Spec R --- R
*141D726 Carburetor (Gas)
134D1804 Air Outlet Duct
309P196 Hi-Temp. Cut-Off
Switch
309A195 Hi-Temp. Switch
Bracket
508A126 Hi-Temp. Switch
Insulating Washer
508A127 Hi-Temp. Switch
Insulating Bushing
332A876 Hi-Temp. Switch
Terminal

705JB-5DR/5541P

Generator - 705JB5DN1C
Control - Code 197 (W.D.611C857)
Code 146 (W.D.625A429)
Engine - Spec P --- R
*143B321 Carburetor (Gas)
*140K905 Air Pre-Heater Kit
*134D1811 Air Shutter Assy.
309P196 Hi-Temp. Cut-Off
Switch
309A195 Hi-Temp. Switch
Bracket

705JB-5DR/5541P (Cont.)

508A126 Hi-Temp. Switch
Insulating Washer
508A127 Hi-Temp. Switch
Insulating Bushing
332A876 Hi-Temp. Switch
Terminal
122C221 Oil Filter Adapter
505-54 Pipe Plug (1/4) -
(2) Oil Filter
Adapter

705JB-5DR/5630P

Generator - 705JB5DN1C
Control - Code 75 (W.D.611C666)
Code 146 (W.D.625A429)
Engine - Spec P --- R
*143B321 Carburetor (Gas)

705JB-5DR/5647P

Generator - 705JB5DN1C
Control - Code 75 (W.D.611C666)
Code 146 (W.D.625A429)
Engine - Spec P --- R
*159B827 Reservoir Tank Assy.
134D1804 Air Outlet Duct
134B1292 Air Housing
Cover (Top)

705JB-5DR/5833P

Generator - 705JB5DN1C
Control - Code 78 (W.D.611C670)
Code 146 (W.D.625A429)
Engine - Spec P --- R
*140K905 Air Pre-Heater Kit
134D1804 Air Outlet Duct
309P196 Hi-Temp. Cut-off
Switch
309A195 Hi-Temp. Switch
Bracket
508A126 Hi-Temp. Switch
Insulating Washer
508A127 Hi-Temp. Switch
Insulating Bushing
332A876 Hi-Temp. Switch
Terminal

705JB-5DR/6878R

Generator - 705JB5DN1C
Control - Code 108 (W.D.611C746)
Code 146 (W.D.625A429)
Engine - Spec R --- R
*141D718 Carburetor (Gas)
*140K677 Oil Bath Air
Cleaner Kit

134D1804 Air Outlet Duct
309P196 Hi-Temp. Cut-off
Switch
309A195 Hi-Temp. Switch
Bracket
508A126 Hi-Temp. Switch
Insulating Washer
508A127 Hi-Temp. Switch
Insulating Bushing
332A876 Hi-Temp. Switch
Terminal

705JB-5DR/6970R

Generator - 705JB5DN1C
Control - Code 78 (W.D.611C670)
Code 130 (W.D.612B1543)
Code 146 (W.D.625A429)
Engine - Spec R --- R
*405A1416 Housing Assy. -
NOTE: Uses #134D1811
Air Shutter Assy.
*159A820 Fuel Tank Assy.

705JB-5DR/7238R

Generator - 705JB5DN1C
Control - Code 75 (W.D.611C666)
Code 249 (W.D.615B208)
Code 146 (W.D.625A429)
Engine - Spec R --- R
*141D718 Carburetor (Gas-Gaso)
R.T.F. Skid Base
416B502 Battery Hold-down
Frame
416A501 Battery Bracket (2)
402A287 Vibration Mount Cushion
- Engine End (2)
416A133 Battery Jumper Cable

705JB-5DR/7726R

Generator - 705JB/160
Control - Code 239 (W.D.611C995)
Code 130 (W.D.612B1543)
Code 242 (W.D.612B1741)
Code 139 (W.D.625A23)
Code 146 (W.D.625A429)
Engine - Spec R --- R
*405A1414 Housing Assy.
*159B775 Reservoir Tank Assy.
*140K905 Air Pre-Heater Kit
309P206 Hi-Temp. Cut-Off
Switch
309A195 Hi-Temp. Switch Bracket
508A126 Hi-Temp. Switch
Insulating Washer
508A127 Hi-Temp. Switch
Insulating Bushing
332A876 Hi-Temp. Switch
Terminal
102B548 Oil Base
333B102 Oil Base Heater
333B88 Heater Box
333A87 Heater Box Cover
508A100 Heater Box Grommet
309A168 Heater Thermostat
134D1804 Air Outlet Duct
134B1843 Air Housing Cover (Top)

705JB-5DRV/1P

Generator - 705JB5DN1C
Control - Code 75 (W.D.611C666)
Code 144 (W.D.625A423)
Engine - Spec R --- R
Vacu-Flo Cooled

705JB-5DRV/1R

Generator - 705JB5DN1C
Control - Code 75 (W.D.611C666)
Code 144 (W.D.625A423)
Engine - Spec R --- R
Vacu-Flo Cooled

* - Refer to Accessory Section for Component Parts.

R.T.F. - Refer to Factory. Include Model and Serial Number of unit.

MODEL DATA SECTION

705JB-5DRV/1S & 7.5JB-5DR/8100S

Generator - 705JB5DN1C
Control - Code 75 (W.D.611C666)
Code 144 (W.D.625A423)
Engine - Spec S --- R
Vacu-Flo Cooled

705JB-5DRV/12P

Generator - 705JB5DN1C
Control - Code 75 (W.D.611C666)
Code 144 (W.D.625A423)
Engine - Spec P --- R
Vacu-Flo Cooled
*143B305 Carburetor (Gas-Gaso)

705JB-5DRV/13R

Generator - 705JB5DN1C
Control - Code 75 (W.D.611C666)
Code 144 (W.D.625A423)
Engine - Spec R --- R
Vacu-Flo Cooled
*141D726 Carburetor (Gas)

705JB-5DRV/96P

Generator - 705JB5DN1C
Control - Code 78 (W.D.611C670)
Code 146 (W.D.625A429)
Engine - Spec P --- R
Vacu-Flo Cooled

705JB-5DRV/96R

Generator - 705JB5DN1C
Control - Code 78 (W.D.611C670)
Code 146 (W.D.625A429)
Engine - Spec R --- R
Vacu-Flo Cooled

705JB-5DRV/96S & 7.5JB-5DR/8457S

Generator - 705JB5DN1C
Control - Code 78 (W.D.611C670)
Code 146 (W.D.625A429)
Engine - Spec S --- R
Vacu-Flo Cooled

705JB-5DRV/4594R

Generator - 705JB5DN1C
Control - Code 99 (W.D.611C724)
Code 144 (W.D.625A423)
Engine - Spec R --- R
Vacu-Flo Cooled

705JB-5DRV/5474P

Generator - 10JC5DN1C
231E112 Generator to Engine
Adapter
Control - Code 78 (W.D.611C670)
Code 144 (W.D.625A423)
Engine - Spec P --- R
Vacu-Flo Cooled
140C645 Air Cleaner Hose
Adapter
140P721 Air Cleaner -
Includes Element
140P765 Air Cleaner Element
140P722 Air Cleaner Band (2)
140P723 Air Cleaner
Pre-Cleaner (Plastic)
----- Air Cleaner Hose
Clamps, ect. -
By Customer

705JB-5DRV/5474R

Generator - 10JC5DN1C
231E112 Generator to Engine
Adapter
Control - Code 78 (W.D.611C670)
Code 144 (W.D.625A423)
Engine - Spec R --- R
Vacu-Flo Cooled
140C645 Air Cleaner
Hose Adapter
140P721 Air Cleaner -
Includes Element
140P765 Air Cleaner Element
140P722 Air Cleaner Band (2)
140P723 Air Cleaner
Pre-Cleaner (Plas.)
----- Air Cleaner Hose,
Clamps, ect. -
By Customer

705JB-5XR/96R

Generator - 705JB/343
Control - Code 230 (W.D.611C952)
Code 146 (W.D.625A429)
Engine - Spec R --- R

705JB-7XR3/5951P

Generator - 705JB/264
Control - Code 211 (W.D.611C898)
Code 255 (W.D.625A682)
Engine - Spec P --- R
160A914 Coil & Poleshoe
Assy.
160A927 Coil
160A697 Backplate &
Poleshoe
160C714 Breaker Plate Assy.
160B877 Flywheel & Ring
Gear
104B423 Ring Gear Only
*191A443 Starter Motor - 24V
134C1908 Cylinder Air
Housing Cover
503A384 Breather to Adapter
Hose
167-81 Spark Plug (2)
167A1430 Spark Plug Cable (2)
167A33 Hi-Tension Wire
Clip (2)
309P206 Hi-Temp. Cut-off
Switch
309A195 Hi-Temp. Switch
Bracket
508A126 Hi-Temp. Switch
Insulating Washer
508A127 Hi-Temp. Switch
Insulating Bushing
332A876 Hi-Temp. Switch
Terminal
509-65 Breaker Plate
Plunger Hole Seal

705JB-7XR3/5951S

Generator - 705JB/264
Control - Code 211 (W.D.611C898)
Code 255 (W.D.625A682)
Engine - Spec S --- R

705JB-7XR3/5951S (Cont.)

160A914 Coil & Poleshoe Assy.
160A927 Coil
160A697 Backplate & Poleshoe
160C714 Breaker Plate Assy.
509-65 Breaker Plate Plunger
Hole Seal
160B877 Flywheel & Ring Gear
104B423 Ring Gear Only
*191A443 Starter Motor - 24V
134C1278 Cylinder Air Housing
Cover
167-81 Spark Plug (2)
167A1430 Spark Plug Cable (2)
167A33 Hi-Tension Wire Clip (2)
309P206 Hi-Temp. Cut-off Switch
309A195 Hi-Temp. Switch Bracket
508A126 Hi-Temp. Switch
Insulating Washer
508A127 Hi-Temp. Switch
Insulating Bushing
332A876 Hi-Temp. Switch Terminal

705JB-9R/1P

Generator - 705JB9N1C
Control - Code 167 (W.D.611C667)
Code 251 (W.D.625A279)
Engine - Spec P --- R

705JB-9R/1R

Generator - 705JB9N1C
Control - Code 167 (W.D.611C667)
Code 251 (W.D.625A279)
Engine - Spec R --- R

705JB-9R/1S

Generator - 705JB9N1C
Control - Code 167 (W.D.611C667)
Code 146 (W.D.625A429)
Engine - Spec S --- R

705JB-9R/2198P

Generator - 705JB9N1C
Control - Code 262 (W.D.611C671)
Code 251 (W.D.625A279)
Engine - Spec P --- R
309P196 Hi-Temp. Cut-off Switch
309A195 Hi-Temp. Switch Bracket
508A126 Hi-Temp. Switch
Insulating Washer
508A127 Hi-Temp. Switch
Insulating Bushing
332A876 Hi-Temp. Switch Terminal

705JB-9R/3089P

Generator - 705JB9N1C
Control - Code 262 (W.D.611C671)
Code 251 (W.D.625A279)
Engine - Spec P --- R
*134D1811 Air Shutter Assy.
309P196 Hi-Temp. Cut-off Switch
309A195 Hi-Temp. Switch Bracket
508A126 Hi-Temp. Switch
Insulating Washer
508A127 Hi-Temp. Switch
Insulating Bushing
332A876 Hi-Temp. Switch Terminal

* - Refer to Accessory Section for Component Parts.

MODEL DATA SECTION

85

705JB-9R/6075R

Generator - 705JB9N1C
Control - Code 262 (W.D.611C671)
Code 251 (W.D.625A279)
Engine - Spec R --- R
*141B726 Carburetor (Gas)
*134D1811 Air Shutter Assy.
309P196 Hi-Temp. Cut-off
Switch
309A195 Hi-Temp. Switch
Bracket
508A126 Hi-Temp. Switch
Insulating Washer
508A127 Hi-Temp. Switch
Insulating Bushing
332A876 Hi-Temp. Switch
Terminal

705JB-9RV/2896R

Generator - 705JB9N1C
Control - Code 262 (W.D.611C671)
Code 251 (W.D.625A279)
Engine - Spec R --- R
Vacu-Flo Cooled
*141D726 Carburetor (Gas)
309P196 Hi-Temp. Cut-off
Switch
309A195 Hi-Temp. Switch
Bracket
508A126 Hi-Temp. Switch
Insulating Washer
508A127 Hi-Temp. Switch
Insulating Bushing
332A876 Hi-Temp. Switch
Terminal

705JB-9XR/5317R

Generator - 705JB/359
Control - Code 232 (W.D.611C966)
Code 139 (W.D.625A23)
Code 146 (W.D.625A429)
Engine - Spec R --- R
309P196 Hi-Temp. Cut-off
Switch
309A195 Hi-Temp. Switch
Bracket
508A126 Hi-Temp. Switch
Insulating Washer
508A127 Hi-Temp. Switch
Insulating Bushing
332A876 Hi-Temp. Switch
Terminal
102B548 Oil Base
333B102 Oil Base Heater
333B88 Heater Box
333A87 Heater Box Cover
508A100 Heater Box Grommet
309A168 Heater Thermostat

705JB-24R/5461P

Generator - 705JB/225
Control - Code 191 (W.D.611C848)
Code 253 (W.D.625A633)
Engine - Spec P --- R
403B787 Skid Base
416A501 Battery Bracket (2)
416B502 Battery Hold-down
Frame

705JB-24R/5461P (Cont.)

155-824 Exhaust Muffler
505-31 Exhaust Coupling
505-177 Exhaust Nipple
415C104 Fuel Tank (8 Gal.)
415B108 Fuel Tank Band (2)
415B109 Fuel Tank Bracket (2)
416-50 Battery Cable (2)
501-10 Fuel Line (42")
505-7 Fuel Tank Reducer
Bushing (1/8") - (2)
505-18 Fuel Tank Reducer
Bushing (1/8") - (2)
505-56 Fuel Tank Pipe Plug
(3/4") - (3)
505-57 Fuel Tank Pipe Plug
(1/8")
505-110 Fuel Tank Pipe Plug
(3/8")
520-490 Stud (5/16x8-13/16")
(2)
503-316 Oil Drain Hose
503-197 Oil Drain Hose Clamp
504-11 Oil Drain Valve
505-100 Oil Drain Nipple
(1/8") - (2)

705JB-99RV/5072P

Generator - 705JB/201
Control - Code 185 (W.D.611C831)
Code 257 (W.D.625A709)
Engine - Spec P --- R
Vacu-Flo Cooled

7.5JB-99CR/8663S & 705JB-99RV/7186S

Generator - 705JB/201
Control - Code 241 (W.D.611C1004)
Code 257 (W.D.625A709)
Engine - Spec S --- R
Vacu-Flo Cooled

706JB-1R/1P

Generator - 706JB1C1A
Control - Code 168 (W.D.611C789)
Engine - Spec P --- R

706JB-1R/1R

Generator - 706JB1C1A
Control - Code 169 (W.D.611C790)
Engine - Spec R --- R

706JB-1R/12P

Generator - 706JB1C1A
Control - Code 169 (W.D.611C790)
Engine - Spec P --- R
*143B305 Carburetor
(Gas-Gaso)

706JB-1R/13P

Generator - 706JB1C1A
Control - Code 168 (W.D.611C789)
Engine - Spec P --- R
*143B321 Carburetor (Gas)

706JB-1R/13R

Generator - 706JB1C1A
Control - Code 169 (W.D.611C790)
Engine - Spec R --- R
*141D726 Carburetor (Gas)

706JB-1R/1041R

Generator - 706JB1C1A
Control - Code 169 (W.D.611C790)
Code 130 (W.D.612B1543)
Engine - Spec R --- R
*405A1417 Housing Assy.
*159A820 Fuel Tank Assy.

706JB-1R/1234P

Generator - 706JB1C1A
Control - Code 168 (W.D.611C789)
Engine - Spec P --- R

706JB-1R/2897R

Generator - 706JB1C1A
Control - Code 222 (W.D.611C921)
Engine - Spec R --- R

706JB-1R/5606P

Generator - 706JB1C1A
231E120 Generator to Engine
Adapter
Control - Code 199 (W.D.611C861)
Code 130 (W.D.612B1543)
Engine - Spec P --- R
*143B321 Carburetor (Gas)
*405A1419 Housing Assy.
155P360 Exhaust Muffler
140A78 Exhaust Muffler Mtg.
Band (2)
155A951 Flex. Exhaust Tube

706JB-1RV/1P

Generator - 706JB1C1A
Control - Code 168 (W.D.611C789)
Engine - Spec P --- R
Vacu-Flo Cooled

706JB-1RV/1681R

Generator - 706JB1C1A
Control - Code 169 (W.D.611C790)
Engine - Spec R --- R
Vacu-Flo Cooled
309P196 Hi-Temp. Cut-off Switch
309A195 Hi-Temp. Switch Bracket
508A126 Hi-Temp. Switch
Insulating Washer
508A127 Hi-Temp. Switch
Insulating Bushing
332A876 Hi-Temp. Switch
Terminal

706JB-2R/1P

Generator - 706JB2C1A
Control - Code 168 (W.D.611C789)
Engine - Spec P --- R

706JB-2R/1R

Generator - 706JB2C1A
Control - Code 169 (W.D.611C790)
Engine - Spec R --- R

706JB-3R/1P

Generator - 706JB3C1A
Control - Code 169 (W.D.611C790)
Engine - Spec P --- R

* - Refer to Accessory Section for Component Parts.

MODEL DATA SECTION

706JB-3R/1R

Generator - 706JB3C1A
Control - Code 169 (W.D.611C790)
Engine - Spec R --- R

706JB-3R/12P

Generator - 706JB3C1A
Control - Code 169 (W.D.611C790)
Engine - Spec P --- R
*143B305 Carburetor (Gas-Gaso)

706JB-3R/12R

Generator - 706JB3C1A
Control - Code 169 (W.D.611C790)
Engine - Spec R --- R
*141D718 Carburetor (Gas-Gaso)

706JB-3R/13P

Generator - 706JB3C1A
Control - Code 169 (W.D.611C790)
Engine - Spec P --- R
*143B321 Carburetor (Gas)

706JB-3R/13R

Generator - 706JB3C1A
Control - Code 169 (W.D.611C790)
Engine - Spec R --- R
*141D726 Carburetor (Gas)

706JB-3R/55R

Generator - 706JB3C1A
Control - Code 174 (W.D.611C797)
Engine - Spec R --- R
*141D718 Carburetor (Gas-Gaso)

706JB-3R/96P

Generator - 706JB3C1A
Control - Code 174 (W.D.611C797)
Engine - Spec P --- R

706JB-3R/96R

Generator - 706JB3C1A
Control - Code 174 (W.D.611C797)
Engine - Spec R --- R

706JB-3R/1018P

Generator - 706JB3C1A
Control - Code 169 (W.D.611C790)
Engine - Spec P --- R
*143B305 Carburetor (Gas-Gaso)
*405A1417 Housing Assy.

706JB-3R/1018R

Generator - 706JB3C1A
Control - Code 169 (W.D.611C790)
Engine - Spec R --- R
*141D718 Carburetor (Gas-Gaso)
*405A1417 Housing Assy.

706JB-3R/1027P

Generator - 706JB3C1A
Control - Code 169 (W.D.611C790)
Code 130 (W.D.612B1543)
Code 139 (W.D.625A23)
Engine - Spec P --- R
*405A1417 Housing Assy.
*159A820 Fuel Tank Assy.

706JB-3R/1027P (Cont.)

102B548 Oil Base
333B102 Oil Base Heater
333B88 Heater Box
333A87 Heater Box Cover
508A100 Heater Box Grommet
309A168 Heater Thermostat

706JB-3R/1075R

Generator - 706JB3C1A
Control - Code 169 (W.D.611C790)
Code 130 (W.D.612B1543)
Engine - Spec R --- R
*141D726 Carburetor (Gas)
*405A1417 Housing Assy.

706JB-3R/1983P

Generator - 706JB3C1A
Control - Code 174 (W.D.611C797)
Engine - Spec P --- R
*143B321 Carburetor (Gas)

706JB-3R/1983R

Generator - 706JB3C1A
Control - Code 174 (W.D.611C797)
Engine - Spec R --- R
*141D726 Carburetor (Gas)

706JB-3R/2198P

Generator - 706JB3C1A
Control - Code 174 (W.D.611C797)
Engine - Spec P --- R
309P196 Hi-Temp. Cut-off Switch
309A195 Hi-Temp. Switch Bracket
508A126 Hi-Temp. Switch Insulating Washer
508A127 Hi-Temp. Switch Insulating Bushing
332A876 Hi-Temp. Switch Terminal

706JB-3R/2198R

Generator - 706JB3C1A
Control - Code 174 (W.D.611C797)
Engine - Spec R --- R
309P196 Hi-Temp. Cut-off Switch
309A195 Hi-Temp. Switch Bracket
508A126 Hi-Temp. Switch Insulating Washer
508A127 Hi-Temp. Switch Insulating Bushing
332A876 Hi-Temp. Switch Terminal

706JB-3R/2219R

Generator - 706JB3C1A
Control - Code 174 (W.D.611C797)
Engine - Spec R --- R
134D1804 Air Outlet Duct

706JB-3R/2442P

Generator - 706JB3C1A
Control - Code 169 (W.D.611C790)
Engine - Spec P --- R
*143B305 Carburetor (Gas-Gaso)
134D1804 Air Outlet Duct

706JB-3R/2442R

Generator - 706JB3C1A
Control - Code 169 (W.D.611C790)
Engine - Spec R --- R
*141D718 Carburetor (Gas-Gaso)
134D1804 Air Outlet Duct

706JB-3R/2468P

Generator - 706JB3C1A
Control - Code 169 (W.D.611C790)
Engine - Spec P --- R
134D1804 Air Outlet Duct

706JB-3R/2539P

Generator - 706JB3C1A
Control - Code 169 (W.D.611C790)
Engine - Spec P --- R
*143B321 Carburetor (Gas)
134D1804 Air Outlet Duct

706JB-3R/2539R

Generator - 706JB3C1A
Control - Code 169 (W.D.611C790)
Engine - Spec R --- R
*141D726 Carburetor (Gas)
134D1804 Air Outlet Duct

706JB-3R/2669R

Generator - 706JB3C1A
Control - Code 169 (W.D.611C790)
Engine - Spec R --- R
*159B775 Reservoir Tank Assy.
134D1804 Air Outlet Duct
134B1843 Air Housing Cover (Top)

706JB-3R/2701R

Generator - 706JB3C1A
Control - Code 174 (W.D.611C797)
Engine - Spec R --- R
134D1804 Air Outlet Duct
309P196 Hi-Temp. Cut-off Switch
309A195 Hi-Temp. Switch Bracket
508A126 Hi-Temp. Switch Insulating Washer
508A127 Hi-Temp. Switch Insulating Bushing
332A876 Hi-Temp. Switch Terminal

706JB-3R/2896R

Generator - 706JB3C1A
Control - Code 174 (W.D.611C797)
Engine - Spec R --- R
*141D726 Carburetor (Gas)
309P196 Hi-Temp. Cut-off Switch
309A195 Hi-Temp. Switch Bracket
508A126 Hi-Temp. Switch Insulating Washer
508A127 Hi-Temp. Switch Insulating Bushing
332A876 Hi-Temp. Switch Terminal

* - Refer to Accessory Section for Component Parts.

MODEL DATA SECTION

87

706JB-3R/3098P

Generator - 706JB3C1A
Control - Code 174 (W.D.611C797)
Engine - Spec P --- R
*143B305 Carburetor (Gas-Gaso)
134D1804 Air Outlet Duct
309P196 Hi-Temp. Cut-Off
Switch
309A195 Hi-Temp. Switch
Bracket
508A126 Hi-Temp. Switch
Insulating Washer
508A127 Hi-Temp. Switch
Insulating Bushing
332A876 Hi-Temp. Switch
Terminal

706JB-3R/3157P

Generator - 706JB3C1A
Control - Code 174 (W.D.611C797)
Engine - Spec P --- R
*143B321 Carburetor (Gas)
134D1804 Air Outlet Duct

706JB-3R/3157R

Generator - 706JB3C1A
Control - Code 174 (W.D.611C797)
Engine - Spec R --- R
*141D726 Carburetor (Gas)
134D1804 Air Outlet Duct

706JB-3R/3231R

Generator - 706JB3C1A
Control - Code 174 (W.D.611C797)
Code 130 (W.D.612B1543)
Engine - Spec R --- R
*141D726 Carburetor (Gas)
*405A1417 Housing Assy.
309P196 Hi-Temp. Cut-off
Switch
309A195 Hi-Temp. Switch
Bracket
508A126 Hi-Temp. Switch
Insulating Washer
508A127 Hi-Temp. Switch
Insulating Bushing
332A876 Hi-Temp. Switch
Terminal

706JB-3R/3631R

Generator - 706JB3C1A
Control - Code 227 (W.D.611C943)
Code 130 (W.D.612B1543)
Engine - Spec R --- R
*405A1419 Housing Assy.
*159A820 Fuel Tank Assy.
309P196 Hi-Temp. Cut-off
Switch
309A195 Hi-Temp. Switch
Bracket
508A126 Hi-Temp. Switch
Insulating Washer
508A127 Hi-Temp. Switch
Insulating Bushing
332A876 Hi-Temp. Switch
Terminal

706JB-3R/3663P

Generator - 706JB3C1A
Control - Code 174 (W.D.611C797)
Engine - Spec P --- R
*143B305 Carburetor (Gas-Gaso)
*134D1811 Air Shutter Assy.
309P196 Hi-Temp. Cut-off
Switch
309A195 Hi-Temp. Switch
Bracket
508A126 Hi-Temp. Switch
Insulating Washer
508A127 Hi-Temp. Switch
Insulating Bushing
332A876 Hi-Temp. Switch
Terminal

706JB-3R/3694R

Generator - 706JB3C1A
Control - Code 169 (W.D.611C790)
Code 139 (W.D.625A23)
Engine - Spec R --- R
134D1804 Air Outlet Duct
102B548 Oil Base
333B102 Oil Base Heater
333B88 Heater Box
333A87 Heater Box Cover
508A100 Heater Box Grommet
332A876 Heater Thermostat

706JB-3R/3742P

Generator - 706JB3C1A
Control - Code 174 (W.D.611C797)
Engine - Spec P --- R
*143B321 Carburetor (Gas)
134D1804 Air Outlet Duct
309P196 Hi-Temp. Cut-off
Switch
309A195 Hi-Temp. Switch
Bracket
508A126 Hi-Temp. Switch
Insulating Washer
508A127 Hi-Temp. Switch
Insulating Bushing
332A876 Hi-Temp. Switch
Terminal

706JB-3R/4081P

Generator - 706JB3C1A
Control - Code 169 (W.D.611C790)
Engine - Spec P --- R
*143B305 Carburetor (Gas-Gaso)
*140K677 Oil Bath Air
Cleaner Kit

706JB-3R/4283P

Generator - 706JB3C1A
Control - Code 169 (W.D.611C790)
Code 130 (W.D.625A1543)
Engine - Spec P --- R
*405A1413 Housing Assy.
*159B851 Reservoir Tank Assy.
134B1843 Air Housing
Cover (Top)

706JB-3R/4397P

Generator - 706JB3C1A
Control - Code 169 (W.D.611C790)
Engine - Spec P --- R
*143B305 Carburetor (Gas-Gaso)
*134D1811 Air Shutter Assy.
309P196 Hi-Temp. Cut-off
Switch
309A195 Hi-Temp. Switch
Bracket
508A126 Hi-Temp. Switch
Insulating Washer
508A127 Hi-Temp. Switch
Insulating Bushing
332A876 Hi-Temp. Switch
Terminal

706JB-3R/4655R

Generator - 706JB3C1A
Control - Code 169 (W.D.611C790)
Code 139 (W.D.625A23)
Engine - Spec R --- R
*159B827 Reservoir Tank Assy.
134D1804 Air Outlet Duct
134B1843 Air Housing Cover (Top)
102B548 Oil Base
333B102 Oil Base Heater
333B88 Heater Box
333A87 Heater Box Cover
508A100 Heater Box Grommet
309A168 Heater Thermostat

706JB-3R/4719P

Generator - 706JB3C1A
Control - Code 169 (W.D.611C790)
Code 130 (W.D.612B1543)
Engine - Spec P --- R
*405A1417 Housing Assy.
*159A820 Fuel Tank Assy.
*134D1811 Air Shutter Assy.
309P196 Hi-Temp. Cut-off
Switch
309A195 Hi-Temp. Switch Bracket
508A126 Hi-Temp. Switch
Insulating Washer
508A127 Hi-Temp. Switch
Insulating Bushing
332A876 Hi-Temp. Switch
Terminal

706JB-3R/5322P

Generator - 706JB3C1A
Control - Code 174 (W.D.611C797)
Engine - Spec P --- R
309P196 Hi-Temp. Cut-off
Switch
309A195 Hi-Temp. Switch Bracket
508A126 Hi-Temp. Switch
Insulating Washer
508A127 Hi-Temp. Switch
Insulating Bushing
332A876 Hi-Temp. Switch Terminal
140P721 Air Cleaner
140P722 Air Cleaner Band (2)
140B957 Air Cleaner Mtg.
Bracket
503P419 Air Cleaner Elbow-Rubber

* - Refer to Accessory Section for Component Parts.

(Cont. next page)

MODEL DATA SECTION

706JB-3R/5322P (Cont.)

503P365 Air Cleaner Hose
Clamp
140B741 Air Cleaner Air
Inlet Tube
503-330 Air Cleaner Hose
140P723 Carb. Air Pre-Cleaner

706JB-3R/5521P

Generator - 706JB3C1A
Control - Code 174 (W.D.611C797)
Engine - Spec P --- R
*143B321 Carburetor (Gas)
309P196 Hi-Temp. Cut-off
Switch
309A195 Hi-Temp. Switch
Bracket
508A126 Hi-Temp. Switch
Insulating Washer
508A127 Hi-Temp. Switch
Insulating Bushing
332A876 Hi-Temp. Switch
Terminal
403B679 Skid Base
402B283 Mtg. Cushion -
Front (2)
402B285 Mtg. Cushion -
Rear (2)
416A501 Battery Bracket (2)
416B502 Battery Hold-down
Frame

706JB-3R/5811R

Generator - 706JB3C1A
Control - Code 174 (W.D.611C797)
Code 130 (W.D.612B1543)
Engine - Spec R --- R
*405A1417 Housing Assy.
309P196 Hi-Temp. Cut-off
Switch
309A195 Hi-Temp. Switch
Bracket
508A126 Hi-Temp. Switch
Insulating Washer
508A127 Hi-Temp. Switch
Insulating Bushing
332A876 Hi-Temp. Switch
Terminal

706JB-3R/5850P

Generator - 706JB3C1A
Control - Code 174 (W.D.611C797)
Engine - Spec P --- R
309P196 Hi-Temp. Cut-off
Switch
309A195 Hi-Temp. Switch
Bracket
508A126 Hi-Temp. Switch
Insulating Washer
508A127 Hi-Temp. Switch
Insulating Bushing
332A876 Hi-Temp. Switch
Terminal
140P721 Air Cleaner
140P722 Air Cleaner Band (2)
503P365 Air Cleaner Hose
Clamp (2)

706JB-3R/5850P (Cont.)

503A444 Air Cleaner Hose
140P723 Carb. Air
Pre-Cleaner

706JB-3R/5991P

Generator - 706JB3C1A
Control - Code 169 (W.D.611C790)
Code 130 (W.D.612B1543)
Engine - Spec P --- R
*143B321 Carburetor (Gas)
*405A1417 Housing Assy.
*140K677 Oil Bath Air
Cleaner Kit

706JB-3R/5991R

Generator - 706JB3C1A
Control - Code 169 (W.D.611C790)
Code 130 (W.D.612B1543)
Engine - Spec R --- R
*141D726 Carburetor (Gas)
*405A1417 Housing Assy.
*140K677 Oil Bath Air
Cleaner Kit

706JB-3R/6014P

Generator - 706JB3C1A
Control - Code 210 (W.D.611C890)
Engine - Spec P --- R
*143B321 Carburetor (Gas)

706JB-3R/6074R

Generator - 706JB3C1A
Control - Code 174 (W.D.611C797)
Engine - Spec R --- R
*141D718 Carburetor (Gas-Gaso)
*134D1811 Air Shutter Assy.
309P196 Hi-Temp. Cut-off
Switch
309A195 Hi-Temp. Switch
Bracket
508A126 Hi-Temp. Switch
Insulating Washer
508A127 Hi-Temp. Switch
Insulating Bushing
332A876 Hi-Temp. Switch
Terminal

706JB-3R/6153R

Generator - 706JB3C1A
Control - Code 174 (W.D.611C797)
Engine - Spec R --- R
*134D1811 Air Shutter Assy.
309P196 Hi-Temp. Cut-off
Switch
309A195 Hi-Temp. Switch
Bracket
508A126 Hi-Temp. Switch
Insulating Washer
508A127 Hi-Temp. Switch
Insulating Bushing
332A876 Hi-Temp. Switch
Terminal

706JB-3R/6180R

Generator - 706JB3C1A
Control - Code 169 (W.D.611C790)
Engine - Spec R --- R
*141D718 Carburetor (Gas-Gaso)
*134D1811 Air Shutter Kit
309P196 Hi-Temp. Cut-off
Switch
309A195 Hi-Temp. Switch Bracket
508A126 Hi-Temp. Switch
Insulating Washer
508A127 Hi-Temp. Switch
Insulating Bushing
332A876 Hi-Temp. Switch
Terminal

706JB-3R/6333R

Generator - 706JB3C1A
Control - Code 218 (W.D.611C915)
Code 130 (W.D.612B1543)
Code 139 (W.D.625A23)
Engine - Spec R --- R
*141D726 Carburetor (Gas)
*405A1419 Housing Assy.
102B548 Oil Base
333B102 Oil Base Heater
333B88 Heater Box
333A87 Heater Box Cover
508A100 Heater Box Grommet
309A168 Heater Thermostat

706JB-3R/6494P

Generator - 706JB3C1A
Control - Code 174 (W.D.611C797)
Code 250 (W.D.615B310)
Engine - Spec P --- R
*141D718 Carburetor (Gas-Gaso)
*123K1077 Oil Level Maintainer
Kit
309P196 Hi-Temp. Cut-off
Switch
309A195 Hi-Temp. Switch Bracket
508A126 Hi-Temp. Switch
Insulating Washer
508A127 Hi-Temp. Switch
Insulating Bushing
332A876 Hi-Temp. Switch
Terminal
102B620 Oil Base
333B102 Oil Base Heater
333B88 Heater Box
333A87 Heater Box Cover
508A100 Heater Box Grommet
309A168 Heater Thermostat
403B679 Skid Base
402B283 Mtg. Cushion-Front (2)
402B285 Mtg. Cushion-Rear (2)
416A501 Battery Bracket (2)
416B502 Battery Hold-down
Frame
416A133 Battery Jumper Cable
416A37 Battery Cable (2)

* - Refer to Accessory Section for Component Parts.

MODEL DATA SECTION

89

706JB-3R/6507R

Generator - 706JB3C1A
Control - Code 169 (W.D.611C790)
Code 130 (W.D.612B1543)
Engine - Spec R --- R
*405A1416 Housing Assy. -
NOTE: Uses #134D1811
Air Shutter Assy.

706JB-3R/6834R

Generator - 706JB3C1A
Control - Code 174 (W.D.611C797)
Engine - Spec R --- R
*141D726 Carburetor (Gas)
*134D1811 Air Shutter Assy.

706JB-3R/6858R

Generator - 706JB3C1A
Control - Code 227 (W.D.611C943)
Code 130 (W.D.612B1543)
Engine - Spec R --- R
*405A1419 Housing Assy.
*159A820 Fuel Tank Assy.
*140K677 Oil Bath Air
Cleaner Kit
309P196 Hi-Temp. Cut-off
Switch
309A195 Hi-Temp. Switch
Bracket
508A126 Hi-Temp. Switch
Insulating Washer
508A127 Hi-Temp. Switch
Insulating Bushing
332A876 Hi-Temp. Switch
Terminal

706JB-3R/6956R

Generator - 706JB3C1A
Control - Code 174 (W.D.611C797)
Engine - Spec R --- R
*141D726 Carburetor (Gas)
134D1804 Air Outlet Duct
112A106 Piston & Pin (2)
113-107 Ring Set (2)
309P196 Hi-Temp. Cut-off
Switch
309A195 Hi-Temp. Switch
Bracket
508A126 Hi-Temp. Switch
Insulating Washer
508A127 Hi-Temp. Switch
Insulating Bushing
332A876 Hi-Temp. Switch
Terminal

706JB-3RV/1P

Generator - 706JB3C1A
Control - Code 169 (W.D.611C790)
Engine - Spec P --- R
Vacu-Flo Cooled

706JB-3RV/1R

Generator - 706JB3C1A
Control - Code 169 (W.D.611C790)
Engine - Spec R --- R
Vacu-Flo Cooled

706JB-3RV/12P

Generator - 706JB3C1A
Control - Code 169 (W.D.611C790)
Engine - Spec P --- R
Vacu-Flo Cooled
*143B305 Carburetor (Gas-Gaso)

706JB-3RV/13P

Generator - 706JB3C1A
Control - Code 169 (W.D.611C790)
Engine - Spec P --- R
Vacu-Flo Cooled
*143B321 Carburetor (Gas)

706JB-3RV/13R

Generator - 706JB3C1A
Control - Code 169 (W.D.611C790)
Engine - Spec R --- R
Vacu-Flo Cooled
*141D726 Carburetor (Gas)

706JB-3RV/23P

Generator - 706JB/249
Control - Code 169 (W.D.611C790)
Engine - Spec P --- R
Vacu-Flo Cooled

706JB-3RV/96P

Generator - 706JB3C1A
Control - Code 174 (W.D.611C797)
Engine - Spec P --- R
Vacu-Flo Cooled

706JB-3RV/211R

Generator - 706JB3C1A
Control - Code 169 (W.D.611C790)
Code 139 (W.D.625A23)
Engine - Spec R --- R
Vacu-Flo Cooled
*141D718 Carburetor (Gas-Gaso)
102B548 Oil Base
333B102 Oil Base Heater
333B88 Heater Box
333A87 Heater Box Cover
508A100 Heater Box Grommet
309P168 Heater Thermostat

706JB-3RV/316P

Generator - 706JB3C1A
Control - Code 169 (W.D.611C790)
Engine - Spec P --- R
Vacu-Flo Cooled
*159B775 Reservoir Tank Assy.

706JB-3RV/2055P

Generator - 706JB3C1A
Control - Code 174 (W.D.611C797)
Code 139 (W.D.625A23)
Engine - Spec P --- R
Vacu-Flo Cooled
*143B321 Carburetor (Gas)
102B548 Oil Base
333B102 Oil Base Heater
333B88 Heater Box
333A87 Heater Box Cover
508A100 Heater Box Grommet
309A168 Heater Thermostat

706JB-3RV/2198P

Generator - 706JB3C1A
Control - Code 174 (W.D.611C797)
Engine - Spec P --- R
Vacu-Flo Cooled
309P196 Hi-Temp. Cut-off
Switch
309A195 Hi-Temp. Switch
Bracket
508A126 Hi-Temp. Switch
Insulating Washer
508A127 Hi-Temp. Switch
Insulating Bushing
332A876 Hi-Temp. Switch
Terminal

706JB-3RV/2489P

Generator - 706JB3C1A
Control - Code 174 (W.D.611C797)
Code 139 (W.D.625A23)
Engine - Spec P --- R
Vacu-Flo Cooled
*143B321 Carburetor (Gas)
309P196 Hi-Temp. Cut-off
Switch
309A195 Hi-Temp. Switch
Bracket
508A126 Hi-Temp. Switch
Insulating Washer
508A127 Hi-Temp. Switch
Insulating Bushing
332A876 Hi-Temp. Switch
Terminal
102B548 Oil Base
333B102 Oil Base Heater
333B88 Heater Box
333A87 Heater Box Cover
508A100 Heater Box Grommet
309P168 Heater Thermostat

706JB-3RV/2489R

Generator - 706JB3C1A
Control - Code 174 (W.D.611C797)
Code 139 (W.D.625A23)
Engine - Spec R --- R
Vacu-Flo Cooled
*141D726 Carburetor (Gas)
309P196 Hi-Temp. Cut-off
Switch
309A195 Hi-Temp. Switch
Bracket
508A126 Hi-Temp. Switch
Insulating Washer
508A127 Hi-Temp. Switch
Insulating Bushing
332A876 Hi-Temp. Switch
Terminal
102B548 Oil Base
333B102 Oil Base Heater
333B88 Heater Box
333A87 Heater Box Cover
508A100 Heater Box Grommet
309P168 Heater Thermostat

* - Refer to Accessory Section for Component Parts.

MODEL DATA SECTION

706JB-3RV/2896P

Generator - 706JB3C1A
Control - Code 174 (W.D.611C797)
Engine - Spec P --- R
Vacu-Flo Cooled
*143B321 Carburetor (Gas)
309P196 Hi-Temp. Cut-off
Switch
309A195 Hi-Temp. Switch
Bracket
508A126 Hi-Temp. Switch
Insulating Washer
508A127 Hi-Temp. Switch
Insulating Bushing
332A876 Hi-Temp. Switch
Terminal

706JB-3RV/3145P

Generator - 706JB3C1A
Control - Code 174 (W.D.611C797)
Engine - Spec P --- R
Vacu-Flo Cooled
*143B321 Carburetor (Gas)
*140K677 Oil Bath Air
Cleaner Kit

706JB-3RV/3212P

Generator - 706JB3C1A
Control - Code 174 (W.D.611C797)
Engine - Spec P --- R
Vacu-Flo Cooled
*140K677 Oil Bath Air
Cleaner Kit

706JB-3RV/3212R

Generator - 706JB3C1A
Control - Code 174 (W.D.611C797)
Engine - Spec R --- R
Vacu-Flo Cooled
*140K677 Oil Bath Air
Cleaner Kit

706JB-3RV/5943P

Generator - 706JB3C1A
Control - Code 209 (W.D.611C885)
Engine - Spec P --- R
Vacu-Flo Cooled
309P196 Hi-Temp. Cut-off
Switch

706JB-4R/1P

Generator - 706JB4C1A
Control - Code 172 (W.D.611C793)
Engine - Spec P --- R

706JB-4R/1R

Generator - 706JB4C1A
Control - Code 169 (W.D.611C790)
Engine - Spec R --- R

706JB-4R/12P

Generator - 706JB4C1A
Control - Code 172 (W.D.611C793)
Engine - Spec P --- R
*143B305 Carburetor (Gas-Gaso)

706JB-4R/13P

Generator - 706JB4C1A
Control - Code 172 (W.D.611C793)
Engine - Spec P --- R
*143B321 Carburetor (Gas)

706JB-4R/13R

Generator - 706JB4C1A
Control - Code 169 (W.D.611C790)
Engine - Spec R --- R
*141D726 Carburetor (Gas)

706JB-4R/55P

Generator - 706JB4C1A
Control - Code 175 (W.D.611C799)
Engine - Spec P --- R
*143B305 Carburetor (Gas-Gaso)

706JB-4R/55R

Generator - 706JB4C1A
Control - Code 174 (W.D.611C797)
Engine - Spec R --- R
*141D718 Carburetor (Gas-Gaso)

706JB-4R/316P

Generator - 706JB4C1A
Control - Code 169 (W.D.611C790)
Engine - Spec P --- R
*159B775 Reservoir Tank Assy.
134B1292 Air Housing Cover
(Top)

706JB-4R/1041P

Generator - 706JB4C1A
Control - Code 169 (W.D.611C790)
Code 130 (W.D.612B1543)
Engine - Spec P --- R
*405A1417 Housing Assy.
*159A820 Fuel Tank Assy.

706JB-4R/1075P

Generator - 706JB4C1A
Control - Code 169 (W.D.611C790)
Code 130 (W.D.612B1543)
Engine - Spec P --- R
*143B321 Carburetor (Gas)
*405A1417 Housing Assy.

706JB-4R/1075R

Generator - 706JB4C1A
Control - Code 169 (W.D.611C790)
Code 130 (W.D.612B1543)
Engine - Spec R --- R
*141D726 Carburetor (Gas)
*405A1417 Housing Assy.

706JB-4R/1282P

Generator - 706JB4C1A
Control - Code 174 (W.D.611C797)
Engine - Spec P --- R
*143B305 Carburetor (Gas-Gaso)
309P196 Hi-Temp. Cut-off
Switch
309A195 Hi-Temp. Switch
Bracket

706JB-4R/1282P (Cont.)

508A126 Hi-Temp. Switch
Insulating Washer
508A127 Hi-Temp. Switch
Insulating Bushing
332A876 Hi-Temp. Switch
Terminal

706JB-4R/1983R

Generator - 706JB4C1A
Control - Code 174 (W.D.611C797)
Engine - Spec R --- R
*141D726 Carburetor (Gas)

706JB-4R/2024R

Generator - 706JB4C1A
Control - Code 225 (W.D.611C933)
Code 130 (W.D.612B1543)
Engine - Spec R --- R
*141D726 Carburetor (Gas)
*405A1419 Housing Assy.

706JB-4R/2442R

Generator - 706JB4C1A
Control - Code 169 (W.D.611C790)
Engine - Spec R --- R
*141D718 Carburetor (Gas-Gaso)
134D1804 Air Outlet Duct

706JB-4R/2539P

Generator - 706JB4C1A
Control - Code 172 (W.D.611C793)
Engine - Spec P --- R
*143B321 Carburetor (Gas)
134D1804 Air Outlet Duct

706JB-4R/2539R

Generator - 706JB4C1A
Control - Code 169 (W.D.611C790)
Engine - Spec R --- R
*141D726 Carburetor (Gas)
134D1804 Air Outlet Duct

706JB-4R/2669P

Generator - 706JB4C1A
Control - Code 172 (W.D.611C793)
Engine - Spec P --- R
*159B775 Reservoir Tank Assy.
134D1804 Air Outlet Duct

706JB-4R/2669R

Generator - 706JB4C1A
Control - Code 169 (W.D.611C790)
Engine - Spec R --- R
*159B775 Reservoir Tank Assy.
134D1804 Air Outlet Duct
134B1843 Air Housing Cover (Top)

706JB-4R/2888P

Generator - 706JB4C1A
Control - Code 172 (W.D.611C793)
Engine - Spec P --- R
*140K677 Oil Bath Air
Cleaner Kit

MODEL DATA SECTION

91

706JB-4R/3139P

Generator - 706JB4C1A
Control - Code 174 (W.D.611C797)
Engine - Spec P --- R
*143B321 Carburetor (Gas)
*134D1811 Air Shutter Assy.
309P196 Hi-Temp. Cut-off Switch
309A195 Hi-Temp. Switch Bracket
508A126 Hi-Temp. Switch Insulating Washer
508A127 Hi-Temp. Switch Insulating Bushing
332A876 Hi-Temp. Switch Terminal

706JB-4R/3231R

Generator - 706JB4C1A
Control - Code 174 (W.D.611C797)
Code 130 (W.D.612B1543)
Engine - Spec R --- R
*141D726 Carburetor (Gas)
*405A1417 Housing Assy.
309P196 Hi-Temp. Cut-off Switch
309A195 Hi-Temp. Switch Bracket
508A126 Hi-Temp. Switch Insulating Washer
508A127 Hi-Temp. Switch Insulating Bushing
332A876 Hi-Temp. Switch Terminal

706JB-4R/3518P

Generator - 706JB3C1A
Control - Code 172 (W.D.611C793)
Engine - Spec P --- R
*143B321 Carburetor (Gas)
*134D1811 Air Shutter Assy.
309P196 Hi-Temp. Cut-off Switch
309A195 Hi-Temp. Switch Bracket
508A126 Hi-Temp. Switch Insulating Washer
508A127 Hi-Temp. Switch Insulating Bushing
332A876 Hi-Temp. Switch Terminal

706JB-4R/3742R

Generator - 706JB4C1A
Control - Code 174 (W.D.611C797)
Engine - Spec R --- R
*141D726 Carburetor (Gas)
134D1804 Air Outlet Duct
309P196 Hi-Temp. Cut-off Switch
309A195 Hi-Temp. Switch Bracket
508A126 Hi-Temp. Switch Insulating Washer
508A127 Hi-Temp. Switch Insulating Bushing
332A876 Hi-Temp. Switch Terminal

706JB-4R/5623P

Generator - 706JB4C1A
Control - Code 200 (W.D.611C862)
Code 130 (W.D.612B1543)
Code 139 (W.D.625A23)
Engine - Spec P --- R
*143B321 Carburetor (Gas)
*140K677 Oil Bath Air Cleaner Kit
*405A1419 Housing Assy.
102B548 Oil Base
333B102 Oil Base Heater
333B88 Heater Box
333A87 Heater Box Cover
508A100 Heater Box Grommet
309A168 Heater Thermostat

706JB-4R/5779P

Generator - 706JB4C1A
Control - Code 205 (W.D.611C877)
Code 130 (W.D.612B1543)
Engine - Spec P --- R
*405A1419 Housing Assy.
*159A820 Fuel Tank Assy.
155P360 Muffler
140A78 Muffler Mtg. Band (2)
155A951 Flex. Exhaust Tube

706JB-4R/5841P

Generator - 706JB4C1A
Control - Code 200 (W.D.611C862)
Code 130 (W.D.612B1543)
Engine - Spec P --- R
*143B321 Carburetor (Gas)
*405A1419 Housing Assy.
309P196 Hi-Temp. Cut-off Switch
309A195 Hi-Temp. Switch Bracket
508A126 Hi-Temp. Switch Insulating Washer
508A127 Hi-Temp. Switch Insulating Bushing
332A876 Hi-Temp. Switch Terminal

706JB-4R/6074R

Generator - 706JB4C1A
Control - Code 174 (W.D.611C797)
Engine - Spec R --- R
*141D718 Carburetor (Gas-Gaso)
*134D1811 Air Shutter Assy.
309P196 Hi-Temp. Cut-off Switch
309A195 Hi-Temp. Switch Bracket
508A126 Hi-Temp. Switch Insulating Washer
508A127 Hi-Temp. Switch Insulating Bushing
332A876 Hi-Temp. Switch Terminal

706JB-4R/6075P

Generator - 706JB4C1A
Control - Code 174 (W.D.611C797)
Engine - Spec P --- R
*143B321 Carburetor (Gas)
*134D1811 Air Shutter Assy.
309P196 Hi-Temp. Cut-off Switch
309A195 Hi-Temp. Switch Bracket
508A126 Hi-Temp. Switch Insulating Washer
508A127 Hi-Temp. Switch Insulating Bushing
332A876 Hi-Temp. Switch Terminal

706JB-4R/6075R

Generator - 706JB4C1A
Control - Code 174 (W.D.611C797)
Engine - Spec R --- R
*141D726 Carburetor (Gas)
*134D1811 Air Shutter Assy.
309P196 Hi-Temp. Cut-off Switch
309A195 Hi-Temp. Switch Bracket
508A126 Hi-Temp. Switch Insulating Washer
508A127 Hi-Temp. Switch Insulating Bushing
332A876 Hi-Temp. Switch Terminal

706JB-4R/6286R

Generator - 706JB4C1A
Control - Code 169 (W.D.611C790)
Engine - Spec R --- R
*141D726 Carburetor (Gas)
*134D1811 Air Shutter Assy.
309P196 Hi-Temp. Cut-off Switch
309A195 Hi-Temp. Switch Bracket
508A126 Hi-Temp. Switch Insulating Washer
508A127 Hi-Temp. Switch Insulating Bushing
332A876 Hi-Temp. Switch Terminal

706JB-4R/6551R

Generator - 706JB-4R/6551R
Control - Code 224 (W.D.611C929)
Code 130 (W.D.612B1543)
Engine - Spec R --- R
*141D718 Carburetor (Gas-Gaso)
*405A1419 Housing Assy.
309P196 Hi-Temp. Cut-off Switch
309A195 Hi-Temp. Switch Bracket
508A126 Hi-Temp. Switch Insulating Washer
508A127 Hi-Temp. Switch Insulating Bushing
332A876 Hi-Temp. Switch Terminal

* - Refer to Accessory Section For Component Parts.

MODEL DATA SECTION

706JB-4RV/13P

Generator - 706JB4C1A
Control - Code 172 (W.D.611C793)
Engine - Spec P --- R
Vacu-Flo Cooled
*143B321 Carburetor (Gas)

706JB-4RV/13R

Generator - 706JB4C1A
Control - Code 169 (W.D.611C790)
Engine - Spec R --- R
Vacu-Flo Cooled
*141D726 Carburetor (Gas)

706JB-4RV/1983P

Generator - 706JB4C1A
Control - Code 175 (W.D.611C799)
Engine - Spec P --- R
Vacu-Flo Cooled
*143B321 Carburetor (Gas)

706JB-4RV/2896P

Generator - 706JB4C1A
Control - Code 175 (W.D.611C799)
Engine - Spec P --- R
*143B321 Carburetor (Gas)
309P196 Hi-Temp. Cut-off Switch
309A195 Hi-Temp. Cut-off Bracket
508A126 Hi-Temp. Switch
Insulating Washer
508A127 Hi-Temp. Switch
Insulating Bushing
332A876 Hi-Temp. Switch Terminal

706JB-5R/1R

Generator - 706JB5C1A
Control - Code 169 (W.D.611C790)
Engine - Spec R --- R

706JB-5R/13P

Generator - 706JB5C1A
Control - Code 171 (W.D.611C792)
Engine - Spec P --- R
*143B321 Carburetor (Gas)

706JB-5RV/96P

Generator - 706JB5C1A
Control - Code 174 (W.D.611C797)
Engine - Spec P --- R
Vacu-Flo Cooled

706JB-5RV/96R

Generator - 706JB5C1A
Control - Code 174 (W.D.611C797)
Engine - Spec R --- R
Vacu-Flo Cooled

706JB-99RV/5072P

Generator - 706JB/251
Control - Code 206 (W.D.611C879)
Engine - Spec P --- R
Vacu-Flo Cooled

706JB-99RV/5072R

Generator - 706JB/251
Control - Code 206 (W.D.611C879)
Engine - Spec R --- R
Vacu-Flo Cooled

6JB-1R31/1S

Generator - 5JB1C1C
Control - Code 169 (W.D.611C790)
Engine - Spec S - R
*141D726 Carburetor (Gas)
307P312 Supply Line Fuel Solenoid Valve - Electric
149P558 Supply Line Fuel Strainer

6JB-1RV/7959S & 6.0JB-1R/8581S

Generator - 6JB/197
231E112 Engine to Generator Adapter
Control - Code 186 (W.D.611C835)
Code 256 (W.D.625A708)
Engine - Spec S - R

6JB-53R/7437S

Generator - 6JB53N1C
Control - Code 234 (W.D.611C976)
Code 130 (W.D.612B1543)
Code 145 (W.D.625A426)
Engine - Spec S - R
*405A1773 Housing Assy.
*159A820 Fuel Tank Assy.

6.0JB-1R/9119S

Generator - 6JB/197
231E112 Generator to Engine Adapter
Control - Code 186 (W.D.611C835)
Code 256 (W.D.625C708)
Engine - Spec S - R
154C695 Exhaust Manifold
154A133 Exhaust Manifold Flange Gasket
155A170 Exhaust Manifold Flange
526-127 Exhaust Manifold Spacer (2)
149A1072 Fuel Pump
150A822 Governor Spring Stud
134D1178 Crank Support & Grille
134D1804 Air Outlet Duct
150A1197 Governor Linkage Ball Joint (2)
191A506 Starter Dirt Seal
191A505 Starter Cover Plate
140A647 Air Cleaner Adapter
309P196 Hi-Temp. Cut-Off Switch
309A195 Hi-Temp. Switch Bracket
508A126 Hi-Temp. Switch Insulating Washer (2)
508A127 Hi-Temp. Switch Insulating Bushing
332A876 Hi-Temp. Switch Terminal

6.0JB-53CR/1T

Generator - 6JB53N4C
Control - Code 179 (W.D.611C806)
Code 253 (W.D.625A633)
Engine - Spec T - R

6.0JB-53CR/8457T

Generator - 6JB53N4C
Control - Code 180 (W.D.611C807)
Code 253 (W.D.625A633)
Engine - Spec T - R
Vacu-Flo Cooled

6.0JB-57R/1T

Generator - 6JB57N4C
Control - Code 179 (W.D.611C806)
Code 253 (W.D.625A633)
Engine - Spec T - R

6.0JB-599R/3889T

Generator - 8JC/341
Control - Code 229 (W.D.611C951)
Code 261 (W.D.625A887)
Engine - Spec T - R
134C1908 Cylinder Air Housing Cover (Top)
160B877 Magneto Flywheel & Ring Gear
104B423 Flywheel Ring Gear Only
167A81 Spark Plug (2)
167A1430 Spark Plug Cable (2)
167A33 Spark Plug Cable Clip (2)
160A697 Magneto Backplate & Pole Shoe
160A927 Magneto Coil
160A914 Magneto Backplate & Coil Assy.

7.5JB-1R31/8400S

Generator - 705JB3N4C
Control - Code 214 (W.D.611C906)
Code 155 (W.D.625A631)
Engine - Spec S - R
*141D726 Carburetor (Gas)
307B845 Start Solenoid
306A196 Start Solenoid Bracket
307P312 Supply Line Fuel Solenoid Valve - Electric
149P558 Supply Line Fuel Strainer

7.5JB-1R31/8400T

Generator - 705JB3N4C
Control - Code 214 (W.D.611C906)
Code 155 (W.D.625A631)
Engine - Spec T - R
*141D726 Carburetor (Gas)
307B845 Start Solenoid
306A196 Start Solenoid Bracket
307B312 Supply Line Fuel Solenoid Valve - Electric
149P558 Supply Line Fuel Strainer

7.5JB-1R131/8814S

Generator - 705JB3N4C
Control - Code 214 (W.D.611C906)
Code 155 (W.D.625A631)

(Continue next page)

* - Refer to Accessory Section for Component Parts.

MODEL DATA SECTION

93

7.5JB-1R131/8814S (Continued)

Engine - Spec S - R
 *141D726 Carburetor (LPG)
 134D1804 Air Outlet Duct
 307B845 Start Solenoid
 306A196 Start Solenoid Bracket
 307P312 Supply Line Fuel
 Solenoid Valve -
 Electric
 149P558 Supply Line Fuel
 Strainer

7.5JB-3CR/1T

Generator - 705JB3N4C
 Control - Code 179 (W.D.611C806)
 Code 155 (W.D.625A631)
 Engine - Spec T - R

7.5JB-3CR/7T

Generator - 705JB3N4C
 Control - Code 179 (W.D.611C806)
 Code 130 (W.D.612B1543)
 Code 155 (W.D.625A631)
 Engine - Spec T - R
 *405A1413 Housing Assy.

7.5JB-3CR/12T

Generator - 705JB3N4C
 Control - Code 179 (W.D.611C806)
 Code 155 (W.D.625A631)
 Engine - Spec T - R
 *141D718 Carburetor (Gas-Gaso)

7.5JB-3CR/13T

Generator - 705JB3N4C
 Control - Code 179 (W.D.611C806)
 Code 155 (W.D.625A631)
 Engine - Spec T - R
 *141D726 Carburetor (Gas)

7.5JB-3CR/55S

Generator - 705JB3N4C
 Control - Code 180 (W.D.611C807)
 Code 155 (W.D.625A631)
 Engine - Spec S - R
 *141D718 Carburetor (Gas-Gaso)

7.5JB-3CR/96T

Generator - 705JB3N4C
 Control - Code 180 (W.D.611C807)
 Code 155 (W.D.625A631)
 Engine - Spec T - R

7.5JB-3CR/316S

Generator - 705JB3N4C
 Control - Code 179 (W.D.611C806)
 Code 155 (W.D.625A631)
 Engine - Spec S - R
 *159B775 Reservoir Tank Assy.

134C1843 Cylinder Air Housing
 Cover (Top)

7.5JB-3CR/862S

Generator - 705JB3N4C
 Control - Code 177 (W.D.611C804)
 Code 139 (W.D.625A23)

7.5JB-3CR/862S (Continued)

Code 155 (W.D.625A631)
 Engine - Spec S - R
 *141D726 Carburetor (Gas)
 102B548 Oil Base
 102B558 Oil Base Heater

7.5JB-3CR/1018S

Generator - 705JB3N4C
 Control - Code 179 (W.D.611C806)
 Code 130 (W.D.612B1543)
 Code 155 (W.D.625A631)
 Engine - Spec S - R
 *141D718 Carburetor (Gas-Gaso)
 *405A1413 Housing Assy.

7.5JB-3CR/1041S

Generator - 705JB3N4C
 Control - Code 177 (W.D.611C804)
 Code 130 (W.D.612B1543)
 Code 155 (W.D.625A631)
 Engine - Spec S - R
 *405A1413 Housing Assy.
 *159B820 Fuel Tank Assy.

7.5JB-3CR/1041T

Generator - 705JB3N4C
 Control - Code 179 (W.D.611C806)
 Code 130 (W.D.612B1543)
 Code 155 (W.D.625A631)
 Engine - Spec T - R
 *405A1413 Housing Assy.
 *159A820 Fuel Tank Assy.

7.5JB-3CR/1282S

Generator - 705JB3N4C
 Control - Code 178 (W.D.611C805)
 Code 155 (W.D.625A631)
 Engine - Spec S - R
 *141D718 Carburetor (Gas-Gaso)
 309P196 Hi-Temp. Cut-Off
 Switch
 309A195 Hi-Temp. Switch
 Bracket
 508A126 Hi-Temp. Switch
 Insulating Washer (2)
 508A127 Hi-Temp. Switch
 Insulating Bushing
 332A876 Hi-Temp. Switch
 Terminal

7.5JB-3CR/1869S

Generator - 705JB3N4C
 Control - Code 272 (W.D.611C1034)
 Code 155 (W.D.625A631)
 Engine - Spec S - R
 *141D726 Carburetor (Gas)
 110A1740 Cylinder Head
 502P82 Nipple - Cylinder Head
 to Vacuum Switch (2)
 148A367 Vacuum Switch
 148A454 Vacuum Switch Bracket
 502A20 Elbow (1/8) - Vacuum
 Switch
 503-347 Vacuum Switch Hose
 508-21 Vacuum Switch
 Grommet

7.5JB-3CR/1873S

Generator - 705JB3N4C
 Control - Code 177 (W.D.611C804)
 Code 130 (W.D.612B1543)
 Code 139 (W.D.625A23)
 Code 155 (W.D.625A631)
 Engine - Spec S - R
 *141D726 Carburetor (Gas)
 *405A1413 Housing Assy.
 102B548 Oil Base
 102B558 Oil Base Heater

7.5JB-3CR/2055S

Generator - 705JB3N4C
 Control - Code 180 (W.D.611C807)
 Code 139 (W.D.625A23)
 Code 155 (W.D.625A631)
 Engine - Spec S - R
 *141D726 Carburetor (Gas)
 102B548 Oil Base
 102B558 Oil Base Heater

7.5JB-3CR/2198T

Generator - 705JB3N4C
 Control - Code 180 (W.D.611C807)
 Code 155 (W.D.625A631)
 Engine - Spec T - R
 309P196 Hi-Temp. Cut-Off Switch
 309A195 Hi-Temp. Switch Bracket
 508A126 Hi-Temp. Switch
 Insulating Washer (2)
 508A127 Hi-Temp. Switch
 Insulating Bushing
 332A876 Hi-Temp. Switch Terminal

7.5JB-3CR/2219S

Generator - 705JB3N4C
 Control - Code 180 (W.D.611C807)
 Code 155 (W.D.625A631)
 Engine - Spec S - R
 134D1804 Air Outlet Duct

7.5JB-3CR/2219T

Generator - 705JB3N4C
 Control - Code 180 (W.D.611C807)
 Code 155 (W.D.625A631)
 Engine - Spec T - R
 134D1804 Air Outlet Duct

7.5JB-3CR/2468T

Generator - 705JB3N4C
 Control - Code 179 (W.D.611C806)
 Code 155 (W.D.625A631)
 Engine - Spec T - R
 134D1804 Air Outlet Duct

7.5JB-3CR/2539S

Generator - 705JB3N4C
 Control - Code 179 (W.D.611C806)
 Code 155 (W.D.625A631)
 Engine - Spec S - R
 *141D726 Carburetor (Gas)
 134D1804 Air Outlet Duct

7.5JB-3CR/2539T

Generator - 705JB3N4C
 Control - Code 179 (W.D.611C806)
 (Continue next page)

* - Refer to Accessory Section for Component Parts.

MODEL DATA SECTION

7.5JB-3CR/2539T (Continued)

Code 155 (W.D.625A631)
 Engine - Spec T - R
 *141D726 Carburetor (Gas)
 134D1804 Air Outlet Duct

7.5JB-3CR/2731S

Generator - 705JB3N4C
 Control - Code 178 (W.D.611C805)
 Code 155 (W.D.625A631)
 Engine - Spec S - R
 *141D726 Carburetor (Gas-Gaso)
 134D1804 Air Outlet Duct

7.5JB-3CR/2896T

Generator - 705JB3N4C
 Control - Code 180 (W.D.611C807)
 Code 155 (W.D.625A631)
 Engine - Spec T - R
 *141D726 Carburetor (Gas)
 309P196 Hi-Temp. Cut-Off Switch
 309A195 Hi-Temp. Switch Bracket
 508A126 Hi-Temp. Switch
 Insulating Washer (2)
 508A127 Hi-Temp. Switch
 Insulating Bushing
 332A876 Hi-Temp. Switch Terminal

7.5JB-3CR/3098T

Generator - 705JB3N4C
 Control - Code 180 (W.D.611C807)
 Code 155 (W.D.625A631)
 Engine - Spec T - R
 *141D718 Carburetor (Gas-Gaso)
 134D1804 Air Outlet Duct
 309P196 Hi-Temp. Cut-Off Switch
 309A195 Hi-Temp. Switch Bracket
 508A126 Hi-Temp. Switch
 Insulating Washer (2)
 508A127 Hi-Temp. Switch
 Insulating Bushing
 332A876 Hi-Temp. Switch
 Terminal

7.5JB-3CR-3742T

Generator - 705JB3N4C
 Control - Code 180 (W.D.611C807)
 Code 155 (W.D.625A631)
 Engine - Spec T - R
 *141D726 Carburetor (Gas)
 134D1804 Air Outlet Duct
 309P196 Hi-Temp. Cut-Off Switch
 309A195 Hi-Temp. Switch Bracket
 508A126 Hi-Temp. Switch
 Insulating Washer (2)
 508A127 Hi-Temp. Switch
 Insulating Bushing
 332A876 Hi-Temp. Switch
 Terminal

7.5JB-3CR/4603S

Generator - 705JB3N4C
 Control - Code 179 (W.D.611C806)
 Code 155 (W.D.625A631)
 Engine - Spec S - R
 *141D718 Carburetor (Gas-Gaso)
 *123K1077 Oil Level Maintainer
 Kit

7.5JB-3CR/4603S (Continued)

102B631 Oil Base

7.5JB-3CR/5063S

Generator - 705JB3N4C
 Control - Code 177 (W.D.611C804)
 Code 139 (W.D.625A23)
 Code 155 (W.D.625A631)
 Engine - Spec S - R
 *141D726 Carburetor (Gas)
 134D1804 Air Outlet Duct
 102B548 Oil Base
 102B558 Oil Base Heater

7.5JB-3CR/5388T

Generator - 705JB/234
 Control - Code 201 (W.D.611C863)
 Code 155 (W.D.625A631)
 Engine - Spec T - R
 *141D726 Carburetor (Gas)
 134D1804 Air Outlet Duct
 309P196 Hi-Temp. Cut-Off Switch
 309A195 Hi-Temp. Switch Bracket
 508A126 Hi-Temp. Switch
 Insulating Washer (2)
 508A127 Hi-Temp. Switch
 Insulating Bushing
 332A876 Hi-Temp. Switch
 Terminal

7.5JB-3CR/6298S

Generator - 705JB3N4C
 Control - Code 178 (W.D.611C805)
 Code 139 (W.D.625A23)
 Code 155 (W.D.625A631)
 Engine - Spec S - R
 *141D718 Carburetor (Gas-Gaso)
 *134D1811 Air Shutter Assy.
 102B548 Oil Base
 102B558 Oil Base Heater
 309P196 Hi-Temp. Cut-Off Switch
 309A195 Hi-Temp. Switch Bracket
 508A126 Hi-Temp. Switch
 Insulating Washer (2)
 508A127 Hi-Temp. Switch
 Insulating Bushing
 332A876 Hi-Temp. Switch
 Terminal

7.5JB-3CR/6589S

Generator - 705JB3N4C
 Control - Code 179 (W.D.611C806)
 Code 130 (W.D.612B1543)
 Code 139 (W.D.625A23)
 Code 155 (W.D.625A631)
 Engine - Spec S - R
 *141D726 Carburetor (Gas)
 *405A1416 Housing Assy. - NOTE:
 Uses #134D1811 Air
 Shutter Assy.
 102B548 Oil Base
 102B558 Oil Base Heater
 309P196 Hi-Temp. Cut-Off Switch
 309A195 Hi-Temp. Switch Bracket
 508A196 Hi-Temp. Switch
 Insulating Washer (2)
 508A197 Hi-Temp. Switch
 Insulating Bushing

7.5JB-3CR/6589S (Continued)

332A876 Hi-Temp. Switch Terminal

7.5JB-3CR/7122S

Generator - 705JB3N4C
 Control - Code 180 (W.D.611C807)
 Code 130 (W.D.612B1543)
 Code 155 (W.D.625A613)
 Engine - Spec S - R
 *141D726 Carburetor (Gas)
 *405A1715 Housing Assy.
 309P196 Hi-Temp. Cut-Off Switch
 309A195 Hi-Temp. Switch Bracket
 508A126 Hi-Temp. Switch
 Insulating Washer (2)
 508A127 Hi-Temp. Switch
 Insulating Bushing
 332A876 Hi-Temp. Switch Terminal
 155P360 Muffler
 140A78 Muffler Mtg. Band (2)
 155A951 Flex. Exhaust Tube

7.5JB-3CR/7322T

Generator - 705JB3N4C
 Control - Code 179 (W.D.611C806)
 Code 130 (W.D.612B1543)
 Code 155 (W.D.625A631)
 Engine - Spec T - R
 *141D726 Carburetor (Gas)
 *405A1416 Housing Assy. - NOTE:
 Uses #134D1811 Air
 Shutter Assy.

7.5JB-3CR/7673S

Generator - 705JB3N4C
 Control - Code 178 (W.D.611C805)
 Code 130 (W.D.612B1543)
 Code 139 (W.D.625A23)
 Code 155 (W.D.625A631)
 Engine - Spec S - R
 *141D718 Carburetor (Gas-Gaso)
 *134A1715 Housing Assy.
 *123K1077 Oil Level Maintainer Kit
 102B620 Oil Base
 155P318 Muffler
 140A78 Muffler Mtg. Band (2)
 155A951 Flex. Exhaust Tube
 102B558 Oil Base Heater

7.5JB-3CR/7925T

Generator - 705JB3N4C
 Control - Code 265 (W.D.611C1003)
 Code 130 (W.D.612B1543)
 Code 139 (W.D.625A23)
 Code 155 (W.D.625A631)
 Engine - Spec T - R
 *405A1413 Housing Assy.
 *140K677 Oil Bath Air Cleaner Kit
 309P206 Hi-Temp. Cut-Off Switch
 309A195 Hi-Temp. Switch Bracket
 508A126 Hi-Temp. Switch
 Insulating Washer (2)
 508A127 Hi-Temp. Switch
 Insulating Bushing
 332A876 Hi-Temp. Switch Terminal
 102B548 Oil Base
 102B558 Oil Base Heater

* - Refer to Accessory Section for Component Parts.

MODEL DATA SECTION

95

7.5JB-3CR/8100T

Generator - 705JB3N4C
Control - Code 179 (W.D.611C806)
Code 155 (W.D.625A631)
Engine - Spec T - R
Vacu-Flo Cooled

7.5JB-3CR/8337T

Generator - 705JB3N4C
Control - Code 179 (W.D.611C806)
Code 130 (W.D.612B1543)
Code 139 (W.D.625A23)
Code 155 (W.D.625A631)
Engine - Spec T - R
*141D718 Carburetor (Gas-Gaso)
*405A1416 Housing Assy. - NOTE:
Uses #134D1811 Air
Shutter Assy.
309P196 Hi-Temp. Cut-Off Switch
309A195 Hi-Temp. Switch Bracket
508A126 Hi-Temp. Switch
Insulating Washer (2)
508A127 Hi-Temp. Switch
Insulating Bushing
332A876 Hi-Temp. Switch Terminal
102B548 Oil Base
102B558 Oil Base Heater

7.5JB-3CR/8347T

Generator - 705JB3N4C
Control - Code 179 (W.D.611C806)
Code 155 (W.D.625A631)
Engine - Spec T - R
*403A833 Skid Base Assy.

7.5JB-3CR/8388S

Generator - 705JB3N4C
Control - Code 178 (W.D.611C805)
Code 155 (W.D.625A631)
Engine - Spec S - R
Vacu-Flo Cooled
309P196 Hi-Temp. Cut-Off Switch
309A195 Hi-Temp. Switch Bracket
508A126 Hi-Temp. Switch
Insulating Washer (2)
508A127 Hi-Temp. Switch
Insulating Bushing
332A876 Hi-Temp. Switch Terminal

7.5JB-3CR/8388T

Generator - 705JB3N4C
Control - Code 180 (W.D.611C807)
Code 155 (W.D.625A631)
Engine - Spec T - R
Vacu-Flo Cooled
309P196 Hi-Temp. Cut-Off Switch
309A195 Hi-Temp. Switch Bracket
508A126 Hi-Temp. Switch
Insulating Washer (2)
508A127 Hi-Temp. Switch
Insulating Bushing
332A876 Hi-Temp. Switch Terminal

7.5JB-3CR/8389T

Generator - 705JB3N4C
Control - Code 179 (W.D.611C806)
Code 155 (W.D.625A631)

7.5JB-3CR/8389T (Continued)

Engine - Spec T - R
Vacu-Flo Cooled
*141D718 Carburetor (Gas-Gaso)

7.5JB-3CR/8390T

Generator - 705JB3N4C
Control - Code 179 (W.D.611C806)
Code 155 (W.D.625A631)
Engine - Spec T - R
Vacu-Flo Cooled
*141D726 Carburetor (Gas)

7.5JB-3CR/8457T

Generator - 705JB3N4C
Control - Code 180 (W.D.611C807)
Code 155 (W.D.625A631)
Engine - Spec T - R
Vacu-Flo Cooled

7.5JB-3CR/8469S

Generator - 705JB/234
Control - Code 269 (W.D.611C1024)
Code 139 (W.D.625A23)
Code 155 (W.D.625A631)
Engine - Spec S - R
*403A833 Skid Base Assy.
*140K677 Oil Bath Air Cleaner
Kit
134D1804 Air Outlet Duct
309P206 Hi-Temp. Cut-Off Switch
309A195 Hi-Temp. Switch Bracket
508A126 Hi-Temp. Switch
Insulating Washer (2)
508A127 Hi-Temp. Switch
Insulating Bushing
332A876 Hi-Temp. Switch
Terminal
102B548 Oil Base
102B558 Oil Base Heater

7.5JB-3CR/8490T

Generator - 705JB3N4C
Control - Code 179 (W.D.611C806)
Code 155 (W.D.625A631)
Engine - Spec T - R
*141D726 Carburetor (Gas)
*403K833 Skid Base Assy.

7.5JB-3CR/8493S

Generator - 705JB3N4C
Control - Code 178 (W.D.611C805)
Code 139 (W.D.625A23)
Code 155 (W.D.625A631)
Engine - Spec S - R
Vacu-Flo Cooled
*141D726 Carburetor (Gas)
*403K833 Skid Base Assy.
*123K1077 Oil Level Maintainer
Kit
102B620 Oil Base
102B558 Oil Base Heater

7.5JB-3CR/8505S

Generator - 705JB3N4C
Control - Code 180 (W.D.611C807)
Code 155 (W.D.625A631)

7.5JB-3CR/8505S (Continued)

Engine - Spec S - R
Vacu-Flo Cooled
*141D726 Carburetor (Gas)
309P196 Hi-Temp. Cut-Off Switch
309A195 Hi-Temp. Switch Bracket
508A126 Hi-Temp. Switch
Insulating Washer (2)
508A127 Hi-Temp. Switch
Insulating Bushing
332A876 Hi-Temp. Switch Terminal

7.5JB-3CR/8506S

Generator - 705JB3N4C
Control - Code 179 (W.D.611C806)
Code 139 (W.D.625A23)
Code 155 (W.D.625A631)
Engine - Spec S - R
Vacu-Flo Cooled
*141D726 Carburetor (Gas)
102B548 Oil Base
102B558 Oil Base Heater

7.5JB-3CR/8525S

Generator - 705JB3N4C
Control - Code 178 (W.D.611C805)
Code 155 (W.D.625A631)
Engine - Spec S - R
Vacu-Flo Cooled
*141D718 Carburetor (Gas-Gaso)

7.5JB-3CR/8561T

Generator - 705JB3N4C
Control - Code 180 (W.D.611C807)
Code 155 (W.D.625A631)
Engine - Spec T - R
Vacu-Flo Cooled
*141D718 Carburetor (Gas-Gaso)
309P196 Hi-Temp. Cut-Off Switch
309A195 Hi-Temp. Switch Bracket
508A126 Hi-Temp. Switch
Insulating Washer (2)
508A127 Hi-Temp. Switch
Insulating Bushing
332A876 Hi-Temp. Switch Terminal

7.5JB-3CR/8588S

Generator - 705JB3N4C
Control - Code 221 (W.D.611C919)
Code 139 (W.D.625A23)
Code 155 (W.D.625A631)
Engine - Spec S - R
Vacu-Flo Cooled
*403A833 Skid Base Assy.
102B548 Oil Base
102B558 Oil Base Heater
309P206 Hi-Temp. Cut-Off Switch
309A195 Hi-Temp. Switch Bracket
508A126 Hi-Temp. Switch
Insulating Washer
508A127 Hi-Temp. Switch
Insulating Bushing
332A876 Hi-Temp. Switch Terminal

7.5JB-3CR/8675S

Generator - 705JB3N4C
Control - Code 177 (W.D.611C804)
(Continue next page)

* - Refer to Accessory Section for Component Parts.

MODEL DATA SECTION

7.5JB-3CR/8675S (Continued)

Code 130 (W.D.612B1543)
Code 155 (W.D.625A631)
Control Box Panel
Engine - Spec S - R
*141D718 Carburetor (Gas-Gaso)
*405A1414 Housing Assy.

7.5JB-3CR/8725S

Generator - 705JB3N4C
Control - Code 180 (W.D.611C807)
Code 155 (W.D.625A631)
Engine - Spec S - R
Vacu-Flo Cooled
*141D726 Carburetor (Gas)
*123K1077 Oil Level Maintainer
Kit
102B631 Oil Base
309P196 Hi-Temp. Cut-Off Switch
309A195 Hi-Temp. Switch Bracket
508A126 Hi-Temp. Switch
Insulating Washer (2)
508A127 Hi-Temp. Switch
Insulating Bushing
332A876 Hi-Temp. Switch
Terminal
140P721 Air Cleaner
140P722 Air Cleaner Band (2)
140B720 Air Cleaner Mtg.
Bracket
503P419 Air Cleaner Elbow -
Rubber
503P365 Air Cleaner Hose
Clamp (3)
140B741 Air Cleaner Air Inlet
Tube
503-330 Air Cleaner Hose
140P723 Carb. Air Pre-Cleaner

7.5JB-3CR/8734S

Generator - 705JB/234
Control - Code 269 (W.D.611C1024)
Code 155 (W.D.625A631)
Engine - Spec S - R
Vacu-Flo Cooled
*403A833 Skid Base Assy.
309P206 Hi-Temp. Cut-Off Switch
309A195 Hi-Temp. Switch Bracket
508A126 Hi-Temp. Switch
Insulating Washer (2)
508A127 Hi-Temp. Switch
Insulating Bushing
332A876 Hi-Temp. Switch
Terminal

7.5JB-3CR/8739S

Generator - 705JB3N4C
231E112 Generator to Engine
Adapter
Control - Code 180 (W.D.611C807)
Code 155 (W.D.625A631)
Engine - Spec S - R
Vacu-Flo Cooled
*141D718 Carburetor (Gas-Gaso)
140P721 Air Cleaner
140P722 Air Cleaner Band (2)
140B720 Air Cleaner Mtg.
Bracket

7.5JB-3CR/8739S (Continued)

503P419 Air Cleaner Elbow -
Rubber
503P365 Air Cleaner Hose
Clamp (3)
140B741 Air Cleaner Air Inlet
Tube
503-330 Air Cleaner Hose
140P723 Carb. Air Pre-Cleaner

7.5JB-3CR/8747T

Generator - 705JB3N4C
Control - Code 179 (W.D.611C806)
Code 155 (W.D.625A631)
Engine - Spec T - R
Vacu-Flo Cooled
*141D726 Carburetor (Gas)
309P196 Hi-Temp. Cut-Off Switch
309A195 Hi-Temp. Switch Bracket
508A126 Hi-Temp. Switch
Insulating Washer (2)
508A127 Hi-Temp. Switch
Insulating Bushing
332A876 Hi-Temp. Switch
Terminal

7.5JB-3CR/8755T

Generator - 705JB3N4C
231E112 Generator to Engine
Adapter
Control - Code 180 (W.D.611C807)
Code 155 (W.D.625A631)
Engine - Spec T - R
Vacu-Flo Cooled
*140K677 Oil Bath Air Cleaner
Kit

7.5JB-3CR/8835S

Generator - 705JB3N4C
Control - Code 178 (W.D.611C805)
Code 139 (W.D.625A23)
Code 155 (W.D.625A631)
Engine - Spec S - R
Vacu-Flo Cooled
*141D726 Carburetor (Gas)
102B548 Oil Base
102B558 Oil Base Heater
309P196 Hi-Temp. Cut-Off Switch
309A195 Hi-Temp. Switch Bracket
508A126 Hi-Temp. Switch
Insulating Washer (2)
508A127 Hi-Temp. Switch
Insulating Bushing
332A876 Hi-Temp. Switch
Terminal

7.5JB-3CR/8837S

Generator - 705JB3N4C
Control - Code 177 (W.D.611C804)
Code 139 (W.D.625A23)
Code 155 (W.D.625A631)
Engine - Spec S - R
*141D726 Carburetor (Gas)
*134D1811 Air Shutter Assy.
102B548 Oil Base
102B558 Oil Base Heater
309P196 Hi-Temp. Cut-Off Switch

7.5JB-3CR/8837S (Continued)

309A195 Hi-Temp. Switch Bracket
508A126 Hi-Temp. Switch
Insulating Washer (2)
508A127 Hi-Temp. Switch
Insulating Bushing
332A876 Hi-Temp. Switch Terminal

7.5JB-3CR/8848S

Generator - 705JB3N4C
Control - Code 274 (W.D.611C1041)
Code 155 (W.D.625A631)
Engine - Spec S - R
Vacu-Flo Cooled
*141D726 Carburetor (Gas)
110A1740 Cylinder Head
502P82 Nipple - Cylinder Head
to Vacuum Switch (2)
148A367 Vacuum Switch
148A454 Vacuum Switch Bracket
502A20 Elbow (1/8) - Vacuum
Switch
503-347 Vacuum Switch Hose
508-21 Vacuum Switch Grommet
309P196 Hi-Temp. Cut-Off Switch
309A195 Hi-Temp. Switch Bracket
508A126 Hi-Temp. Switch
Insulating Washer (2)
508A127 Hi-Temp. Switch
Insulating Bushing
332A876 Hi-Temp. Switch Terminal

7.5JB-3CR/8866S

Generator - 705JB/234
Control - Code 201 (W.D.611C863)
Code 155 (W.D.625A631)
Engine - Spec S - R
Vacu-Flo Cooled
*141D726 Carburetor (Gas)


7.5JB-3CR/9116S

Generator - 705JB3N4C
231E112 Generator to Engine
Adapter
Control - Code 180 (W.D.611C807)
Code 155 (W.D.625A631)
Engine - Spec S - R
Vacu-Flo Cooled
309P196 Hi-Temp. Cut-Off Switch
309A195 Hi-Temp. Switch Bracket
508A126 Hi-Temp. Switch
Insulating Washer (2)
508A127 Hi-Temp. Switch
Insulating Bushing
332A876 Hi-Temp. Switch Terminal

7.5JB-3CR/9146T

Generator - 705JB3N5C
Control - Code 263 (W.D.611C818)
Code 155 (W.D.625A631)
Engine - Spec T - R
Vacu-Flo Cooled
*191A443 Starter Motor
304A396 Resistor, Fixed -
Ignition Coil

* - Refer to Accessory Section for Component Parts.



MODEL DATA SECTION

97

7.5JB-3CR/9574T

Generator - 705JB3N4C
Control - Code 179 (W.D.611C806)
Code 130 (W.D.612B1543)
Code 139 (W.D.625A23)
Code 155 (W.D.625A631)
Engine - Spec T - R
*141D726 Carburetor (Gas)
*405A1413 Housing Assy.
+102B620 Oil Base
Oil Base Heater - Refer to Oil Base
Oil Level Maintainer Kit - Refer to Oil Base

7.5JB-3CR/9586T

Generator - 705JB3N4C
Control - Code 180 (W.D.611C807)
Code 130 (W.D.612B1543)
Code 139 (W.D.625A23)
Code 155 (W.D.625A631)
Engine - Spec T - R
*141D726 Carburetor (Gas)
*405A1413 Housing Assy.
+102B620 Oil Base
Oil Base Heater - Refer to Oil Base
Oil Level Maintainer Kit - Refer to Oil Base

7.5JB-3CR/9601T

Generator - 705JB3N4C
Control - Code 180 (W.D.611C807)
Code 139 (W.D.625A23)
Code 155 (W.D.625A631)
Engine - Spec T - R
*141D726 Carburetor (Gas)
*403A833 Skid Base Assy.
134D1804 Air Outlet Duct
+102B620 Oil Base
Oil Base Heater - Refer to Oil Base
Oil Level Maintainer Kit - Refer to Oil Base

7.5JB-3CR/9655T

Generator - 705JB3N4C
Control - Code 179 (W.D.611C806)
Code 139 (W.D.625A23)
Code 155 (W.D.625A631)
Engine - Spec T - R
Vacu-Flo Cooled
+102B620 Oil Base
Oil Base Heater - Refer to Oil Base
Oil Level Maintainer Kit - Refer to Oil Base

7.5JB-3CR/9659T

Generator - 705JB3N4C
Control - Code 180 (W.D.611C807)
Code 155 (W.D.625A631)
Engine - Spec T - R
Vacu-Flo Cooled
*141D726 Carburetor (Gas)
*123K1077 Oil Level Maintainer Kit

7.5JB-3CR/9659T (Continued)

+102B620 Oil Base
309P196 Hi-Temp. Cut-Off Switch
309A195 Hi-Temp. Switch Bracket
508A126 Hi-Temp. Switch
Insulating Washer (2)
508A127 Hi-Temp. Switch
Insulating Bushing
332A876 Hi-Temp. Switch
Terminal
140P721 Air Cleaner
140P722 Air Cleaner Band (2)
140B720 Air Cleaner Mtg. Bracket
503P419 Air Cleaner Elbow - Rubber
503P365 Air Cleaner Hose
Clamp (3)
140B741 Air Cleaner Air Inlet Tube
503-330 Air Cleaner Hose
140P723 Carb. Air Pre-Cleaner

7.5JB-3CR/9666T

Generator - 705JB3N4C
Control - Code 265 (W.D.611C1003)
Code 155 (W.D.625A631)
Engine - Spec T - R
*141D718 Carburetor (Gas-Gaso)
134D1804 Air Outlet Duct
309P206 Hi-Temp. Cut-Off Switch
309A195 Hi-Temp. Switch Bracket
508A126 Hi-Temp. Switch
Insulating Washer (2)
508A127 Hi-Temp. Switch
Insulating Bushing
332A876 Hi-Temp. Switch
Terminal

7.5JB-3CR/9705T

Generator - 705JB3N4C
Control - Code 179 (W.D.611C806)
Code 139 (W.D.625A23)
Code 155 (W.D.625A631)
Engine - Spec T - R
*141D726 Carburetor (Gas)
+102B620 Oil Base
Oil Base Heater - Refer to Oil Base
Oil Level Maintainer Kit - Refer to Oil Base

7.5JB-3CR/9744T

Generator - 705JB3N4C
Control - Code 180 (W.D.611C807)
Code 139 (W.D.625A23)
Code 155 (W.D.625A631)
Engine - Spec T - R
*141D726 Carburetor (Gas)
+102B620 Oil Base
Oil Base Heater - Refer to Oil Base
Oil Level Maintainer Kit - Refer to Oil Base
309P196 Hi-Temp. Cut-Off Switch
309A195 Hi-Temp. Switch Bracket

7.5JB-3CR/9744T (Continued)

508A126 Hi-Temp. Switch
Insulating Washer (2)
508A127 Hi-Temp. Switch
Insulating Bushing
332A876 Hi-Temp. Switch Terminal

7.5JB-3CR/9745T

Generator - 705JB3N4C
231E112 Generator to Engine Adapter
Control - Code 180 (W.D.611C807)
Code 155 (W.D.625A631)
Engine - Spec T - R
Vacu-Flo Cooled
*141D726 Carburetor (Gas)
*140K677 Oil Bath Air Cleaner Kit

7.5JB-3CR/9804T

Generator - 705JB/234
Control - Code 201 (W.D.611C863)
Code 130 (W.D.612B1543)
Code 155 (W.D.625A631)
Engine - Spec T - R
*405A1413 Housing Assy.
*159A820 Fuel Tank Assy.

7.5JB-3CR/9828T

Generator - 705JB3N4C
231E112 Engine to Generator Adapter
Control - Code 179 (W.D.611C806)
Code 155 (W.D.625A631)
Engine - Spec T - R
Vacu-Flo Cooled
309P196 Hi-Temp. Cut-Off Switch
309A195 Hi-Temp. Switch Bracket
508A126 Hi-Temp. Switch
Insulating Washer (2)
508A127 Hi-Temp. Switch
Insulating Bushing
332A876 Hi-Temp. Switch Terminal

7.5JB-3CR/9848T

Generator - 705JB3N4C
Control - Code 179 (W.D.611C806)
Code 139 (W.D.625A23)
Code 155 (W.D.625A631)
Engine - Spec T - R
Vacu-Flo Cooled
*141D726 Carburetor (Gas)
+102B620 Oil Base
Oil Base Heater - Refer to Oil Base
Oil Level Maintainer Kit - Refer to Oil Base

7.5JB-3CR31/1873S

Generator - 705JB3N4C
Control - Code 214 (W.D.611C906)
Code 130 (W.D.612B1543)
Code 139 (W.D.625A23)
Code 155 (W.D.625A631)
Engine - Spec S - R
*141D726 Carburetor (Gas)
*405A1413 Housing Assy.

(Continue next page)

* - Refer to Accessory Section for Component Parts.
+ - See Engine Section for optional call outs.

MODEL DATA SECTION

7.5JB-3CR31/1873S (Continued)

102B548 Oil Base
102B558 Oil Base Heater
307B845 Start Solenoid
306A196 Start Solenoid Bracket
307P312 Supply Line Fuel
Solenoid Valve -
Electric
149P558 Supply Line Fuel
Strainer

7.5JB-3CR31/2539S

Generator - 705JB3N4C
Control - Code 214 (W.D.611C906)
Code 155 (W.D.625A631)
Engine - Spec S - R
*141D726 Carburetor (Gas)
134D1804 Air Outlet Duct
307B845 Start Solenoid
306A196 Start Solenoid Bracket
307P312 Supply Line Fuel
Solenoid Valve -
Electric
149P558 Supply Line Fuel
Strainer

7.5JB-3CR31/8390S

Generator - 705JB3N4C
Control - Code 214 (W.D.611C906)
Code 155 (W.D.625A631)
Engine - Spec S - R
Vacu-Flo Cooled
*141D726 Carburetor (Gas)
307B845 Start Solenoid
306A196 Start Solenoid Bracket
307P312 Supply Line Fuel
Solenoid Valve -
Electric
149P558 Supply Line Fuel
Strainer

7.5JB-3CR31/8400T

Generator - 705JB3N4C
Control - Code 214 (W.D.611C906)
Code 155 (W.D.625A631)
Engine - Spec T - R
*141D726 Carburetor (Gas)
307B845 Start Solenoid
306A196 Start Solenoid Bracket
307P312 Supply Line Fuel
Solenoid Valve -
Electric
149P558 Supply Line Fuel
Strainer

7.5JB-3CR31/8500T

Generator - 705JB3N4C
Control - Code 214 (W.D.611C906)
Code 155 (W.D.625A631)
Engine - Spec T - R
Vacu-Flo Cooled
*141D726 Carburetor (Gas)
307B845 Start Solenoid
306A196 Start Solenoid Bracket
307P312 Supply Line Fuel
Solenoid Valve -
Electric

7.5JB-3CR31/8500T (Continued)

149P558 Supply Line Fuel
Strainer

7.5JB-3CR31/8589S

Generator - 705JB3N4C
Control - Code 271 (W.D.611C1028)
Code 155 (W.D.625A631)
Engine - Spec S - R
*141D726 Carburetor (Gas)
307B845 Start Solenoid
306A196 Start Solenoid Bracket
307P312 Supply Line Fuel
Solenoid Valve -
Electric
149P558 Supply Line Fuel
Strainer

7.5JB-3CR31/9428T

Generator - 705JB3N4C
Control - Code 214 (W.D.611C906)
Code 155 (W.D.625A631)
Engine - Spec T - R
*141D726 Carburetor (Gas)
134D1804 Air Outlet Duct
307B845 Start Solenoid
306A196 Start Solenoid Bracket
307P312 Supply Line Fuel
Solenoid Valve -
Electric
149P558 Supply Line Fuel
Strainer

7.5JB-3CR131/2320S

Generator - 705JB3N4C
Control - Code 214 (W.D.611C906)
Code 155 (W.D.625A631)
Engine - Spec S - R
*141D726 Carburetor (LPG)
307B845 Start Solenoid
306A196 Start Solenoid Bracket
307P312 Supply Line Fuel
Solenoid Valve -
Electric
149P558 Supply Line Fuel
Strainer

7.5JB-3CR131/8456S

Generator - 705JB3N4C
Control - Code 214 (W.D.611C906)
Code 155 (W.D.625A631)
Engine - Spec S - R
Vacu-Flo Cooled
*141D726 Carburetor (LPG)
307B845 Start Solenoid
306A196 Start Solenoid Bracket
307P312 Supply Line Fuel
Solenoid Valve -
Electric
149P558 Supply Line Fuel
Strainer

7.5JB-3CR131/8814S

Generator - 705JB3N4C
Control - Code 214 (W.D.611C906)
Code 155 (W.D.625A631)
Engine - Spec S - R

7.5JB-3CR131/8814S (Continued)

*141D726 Carburetor (LPG)
134D1804 Air Outlet Duct
307B845 Start Solenoid
306A196 Start Solenoid Bracket
307P312 Supply Line Fuel
Solenoid Valve -
Electric
149P558 Supply Line Fuel
Strainer

7.5JB-3R/6078S

Generator - 705JB3N4C
Control - Code 178 (W.D.611C805)
Code 130 (W.D.612B1543)
Code 133 (W.D.612B1786)
Code 155 (W.D.625A631)
Engine - Spec S - R
*141D726 Carburetor (Gas)
*405A1413 Housing Assy.

7.5JB-3R/6298S

Generator - 705JB3N4C
Control - Code 178 (W.D.611C805)
Code 139 (W.D.625A23)
Code 155 (W.D.625A631)
Engine - Spec S - R
*141D718 Carburetor (Gas-Gaso)
*134D1811 Air Shutter Assy.
102B548 Oil Base
102B558 Oil Base Heater
309P196 Hi-Temp. Cut-Off Switch
309A195 Hi-Temp. Switch Bracket
508A126 Hi-Temp. Switch
Insulating Washer (2)
508A127 Hi-Temp. Switch
Insulating Bushing
332A876 Hi-Temp. Switch Terminal

7.5JB-3R/8705S

Generator - 705JB3N4C
Control - Code 178 (W.D.611C805)
Code 130 (W.D.612B1543)
Code 133 (W.D.612B1786)
Code 155 (W.D.625A631)
Engine - Spec S - R
*405A1716 Housing Assy.
*159A820 Fuel Tank Assy.
155P360 Muffler
140A78 Muffler Mtg. Band (2)
155A951 Flex. Exhaust Tube

7.5JB-3R/8799S

Generator - 705JB3N4C
Control - Code 178 (W.D.611C805)
Code 130 (W.D.612B1543)
Code 133 (W.D.612B1786)
Code 155 (W.D.625A631)
Engine - Spec S - R
*405A1717 Housing Assy. - NOTE:
Uses #134D1811 Air
Shutter Assy.
*159A820 Fuel Tank Assy.
309P196 Hi-Temp. Cut-Off Switch
309A195 Hi-Temp. Switch Bracket
508A126 Hi-Temp. Switch
Insulating Washer (2)

(Continue next page)

* - Refer to Accessory Section for Component Parts.

MODEL DATA SECTION

99

7.5JB-3R/8799S (Continued)

508A127 Hi-Temp. Switch
Insulating Bushing
332A876 Hi-Temp. Switch
Terminal
155P360 Muffler
140A78 Muffler Mtg. Band (2)
155A951 Flex. Exhaust Tube

7.5JB-3R/8941S

Generator - 705JB3N4C
Control - Code 177 (W.D.611C804)
Code 130 (W.D.612B1543)
Code 132 (W.D.612B1559)
Code 155 (W.D.625A631)
Engine - Spec S - R
*405A1414 Housing Assy.

7.5JB-3R/9131S

Generator - 705JB3N4C
Control - Code 180 (W.D.611C807)
Code 130 (W.D.612B1543)
Code 132 (W.D.612B1559)
Code 155 (W.D.625A631)
Engine - Spec S - R
*141D726 Carburetor (Gas)
*405A1716 Housing Assy.
309P196 Hi-Temp. Cut-Off Switch
309A195 Hi-Temp. Switch Bracket
508A126 Hi-Temp. Switch
Insulating Washer (2)
508A127 Hi-Temp. Switch
Insulating Bushing
332A876 Hi-Temp. Switch Terminal
155P360 Muffler
140A78 Muffler Mtg. Band (2)
155A951 Flex. Exhaust Tube

7.5JB-3R/9694T

Generator - 705JB/234
Control - Code 201 (W.D.611C863)
Code 130 (W.D.612B1543)
Code 132 (W.D.612B1559)
Code 139 (W.D.625A23)
Code 155 (W.D.625A631)
Engine - Spec T - R
*141D718 Carburetor (Gas-Gaso)
*405A1717 Housing Assy.
*159A820 Fuel Tank Assy.
+102B620 Oil Base
Oil Base Heater - Refer to Oil
Base
Oil Level Maintainer Kit - Refer
to Oil Base
155P318 Muffler
140A78 Muffler Mtg. Band (2)
155A951 Flex. Exhaust Tube
309P196 Hi-Temp. Cut-Off Switch
309A195 Hi-Temp. Switch Bracket
508A126 Hi-Temp. Switch
Insulating Washer (2)
508A127 Hi-Temp. Switch
Insulating Bushing
332A876 Hi-Temp. Switch Terminal

7.5JB-4R/1T

Generator - 705JB4N4C
Control - Code 179 (W.D.611C806)
Code 155 (W.D.625A631)
Engine - Spec T - R

7.5JB-4R/7S

Generator - 705JB4N4C
Control - Code 179 (W.D.611C806)
Code 130 (W.D.612B1543)
Code 155 (W.D.625A631)
Engine - Spec S - R
*405A1413 Housing Assy.

7.5JB-4R/7T

Generator - 705JB4N4C
Control - Code 179 (W.D.611C806)
Code 130 (W.D.612B1543)
Code 155 (W.D.625A631)
Engine - Spec T - R
*405A1413 Housing Assy.

7.5JB-4R/12T

Generator - 705JB4N4C
Control - Code 179 (W.D.611C806)
Code 155 (W.D.625A631)
Engine - Spec T - R
*141D718 Carburetor (Gas-Gaso)

7.5JB-4R/13T

Generator - 705JB4N4C
Control - Code 179 (W.D.611C806)
Code 155 (W.D.625A631)
Engine - Spec T - R
*141D726 Carburetor (Gas)

7.5JB-4R/96T

Generator - 705JB4N4C
Control - Code 180 (W.D.611C807)
Code 155 (W.D.625A631)
Engine - Spec T - R

7.5JB-4R/1018S

Generator - 705JB4N4C
Control - Code 179 (W.D.611C806)
Code 130 (W.D.612B1543)
Code 155 (W.D.625A631)
Engine - Spec S - R
*141D718 Carburetor (Gas-Gaso)
*405A1413 Housing Assy.

7.5JB-4R/1027S

Generator - 705JB4N4C
Control - Code 179 (W.D.611C806)
Code 130 (W.D.612B1543)
Code 139 (W.D.625A23)
Code 155 (W.D.625A631)
Engine - Spec S - R
*405A1413 Housing Assy.
*159A820 Fuel Tank Assy.
102B548 Oil Base
102B558 Oil Base Heater

7.5JB-4R/1041T

Generator - 705JB4N4C
Control - Code 179 (W.D.611C806)
Code 130 (W.D.612B1543)

7.5JB-4R/1041T (Continued)

Code 155 (W.D.625A631)
Engine - Spec T - R
*405A1413 Housing Assy.
*159A820 Fuel Tank Assy.

7.5JB-4R/1075S

Generator - 705JB4N4C
Control - Code 179 (W.D.611C806)
Code 130 (W.D.612B1543)
Code 155 (W.D.625A631)
Engine - Spec S - R
*141D726 Carburetor (Gas)
*405A1413 Housing Assy.

7.5JB-4R/1126S

Generator - 705JB4N4C
Control - Code 180 (W.D.611C807)
Code 130 (W.D.612B1543)
Code 155 (W.D.625A631)
Engine - Spec S - R
*141D718 Carburetor (Gas-Gaso)
*405A1413 Housing Assy.

7.5JB-4R/1239T

Generator - 705JB4N4C
Control - Code 179 (W.D.611C806)
Code 130 (W.D.612B1543)
Code 155 (W.D.625A631)
Engine - Spec T - R
*141D718 Carburetor (Gas-Gaso)
*405A1413 Housing Assy.
*159A820 Fuel Tank Assy.

7.5JB-4R/1983S

Generator - 705JB4N4C
Control - Code 180 (W.D.611C807)
Code 155 (W.D.625A631)
Engine - Spec S - R
*141D726 Carburetor (Gas)

7.5JB-4R/2198S

Generator - 705JB4N4C
Control - Code 180 (W.D.611C807)
Code 155 (W.D.625A631)
Engine - Spec S - R
309P196 Hi-Temp. Cut-Off Switch
309A195 Hi-Temp. Switch Bracket
508A126 Hi-Temp. Switch
Insulating Washer (2)
508A127 Hi-Temp. Switch
Insulating Bushing
332A876 Hi-Temp. Switch Terminal

7.5JB-4R/2442S

Generator - 705JB4N4C
Control - Code 179 (W.D.611C806)
Code 155 (W.D.625A631)
Engine - Spec S - R
*141D718 Carburetor (Gas-Gaso)
134D1804 Air Outlet Duct

7.5JB-4R/2468T

Generator - 705JB4N4C
Control - Code 179 (W.D.611C806)
Code 155 (W.D.625A631)

(Continue next page)

* - Refer to Accessory Section for Component Parts.
+ - See Engine Section for optional call outs.

MODEL DATA SECTION

7.5JB-4R/2468T (Continued)

Engine - Spec T - R
134D1804 Air Outlet Duct

7.5JB-4R/2539T

Generator - 705JB4N4C
Control - Code 179 (W.D.611C806)
Code 155 (W.D.625A631)
Engine - Spec T - R
*141D726 Carburetor (Gas)
134D1804 Air Outlet Duct

7.5JB-4R/2896S

Generator - 705JB4N4C
Control - Code 180 (W.D.611C807)
Code 155 (W.D.625A631)
Engine - Spec T - R
*141D726 Carburetor (Gas)
309P196 Hi-Temp. Cut-Off Switch
309A195 Hi-Temp. Switch Bracket
508A126 Hi-Temp. Switch
Insulating Washer (2)
508A127 Hi-Temp. Switch
Insulating Bushing
332A876 Hi-Temp. Switch
Terminal

7.5JB-4R/3157T

Generator - 705JB4N4C
Control - Code 180 (W.D.611C807)
Code 155 (W.D.625A631)
Engine - Spec T - R
*141D726 Carburetor (Gas)
134D1804 Air Outlet Duct

7.5JB-4R/3195S

Generator - 705JB4N4C
Control - Code 179 (W.D.611C806)
Code 155 (W.D.625A631)
Engine - Spec S - R
*141D726 Carburetor (Gas)
309P196 Hi-Temp. Cut-Off Switch
309A195 Hi-Temp. Switch Bracket
508A126 Hi-Temp. Switch
Insulating Washer (2)
508A127 Hi-Temp. Switch
Insulating Bushing
332A876 Hi-Temp. Switch
Terminal

7.5JB-4R/3742T

Generator - 705JB4N4C
Control - Code 180 (W.D.611C807)
Code 155 (W.D.625A631)
Engine - Spec T - R
*141D726 Carburetor (Gas)
134D1804 Air Outlet Duct
309P196 Hi-Temp. Cut-Off Switch
309A195 Hi-Temp. Switch Bracket
508A126 Hi-Temp. Switch
Insulating Washer (2)
508A127 Hi-Temp. Switch
Insulating Bushing
332A876 Hi-Temp. Switch
Terminal

7.5JB-4R/4629S

Generator - 705JB4N4C
Control - Code 179 (W.D.611C806)
Code 130 (W.D.612B1543)
Code 155 (W.D.625A631)
Engine - Spec S - R
*405A1413 Housing Assy.
405A1651 Upper Panel - Engine
End
*140K677 Oil Bath Air Cleaner
Kit

7.5JB-4R/6004S

Generator - 705JB/209
Control - Code 189 (W.D.611C841)
Code 155 (W.D.625A631)
Engine - Spec S - R
309P206 Hi-Temp. Cut-Off Switch
309A195 Hi-Temp. Switch Bracket
508A126 Hi-Temp. Switch
Insulating Washer (2)
508A127 Hi-Temp. Switch
Insulating Bushing
332A876 Hi-Temp. Switch
Terminal

7.5JB-4R/6251T

Generator - 705JB4N4C
Control - Code 180 (W.D.611C806)
Code 155 (W.D.625A631)
Engine - Spec T - R
*134D1811 Air Shutter Assy.
309P196 Hi-Temp. Cut-Off Switch
309A195 Hi-Temp. Switch Bracket
508A126 Hi-Temp. Switch
Insulating Washer (2)
508A127 Hi-Temp. Switch
Insulating Bushing
332A876 Hi-Temp. Switch
Terminal

7.5JB-4R/8100T

Generator - 705JB4N4C
Control - Code 179 (W.D.611C806)
Code 155 (W.D.625A631)
Engine - Spec T - R
Vacu-Flo Cooled

7.5JB-4R/8335S

Generator - 705JB/209
Control - Code 189 (W.D.611C841)
Code 155 (W.D.625A631)
Engine - Spec S - R
*159B775 Reservoir Tank Assy.
134D1804 Air Outlet Duct
134C1843 Cylinder Air Housing
Cover - Top
309P206 Hi-Temp. Cut-Off Switch
309A195 Hi-Temp. Switch Bracket
508A126 Hi-Temp. Switch
Insulating Washer (2)
508A127 Hi-Temp. Switch
Insulating Bushing
332A876 Hi-Temp. Switch
Terminal

7.5JB-4R/8388S

Generator - 705JB4N4C
Control - Code 180 (W.D.611C807)
Code 155 (W.D.625A631)
Engine - Spec S - R
Vacu-Flo Cooled
309P196 Hi-Temp. Cut-Off Switch
309A195 Hi-Temp. Switch Bracket
508A126 Hi-Temp. Switch
Insulating Washer (2)
508A127 Hi-Temp. Switch
Insulating Bushing
332A876 Hi-Temp. Switch Terminal

7.5JB-4R/8389S

Generator - 705JB4N4C
Control - Code 179 (W.D.611C806)
Code 155 (W.D.625A631)
Engine - Spec S - R
Vacu-Flo Cooled
*141D718 Carburetor (Gas-Gaso)

7.5JB-4R/8389T

Generator - 705JB4N4C
Control - Code 179 (W.D.611C806)
Code 155 (W.D.625A631)
Engine - Spec T - R
Vacu-Flo Cooled
*141D718 Carburetor (Gas-Gaso)

7.5JB-4R/8390T

Generator - 705JB4N4C
Control - Code 179 (W.D.611C806)
Code 155 (W.D.625A631)
Engine - Spec T - R
Vacu-Flo Cooled
*141D726 Carburetor (Gas)

7.5JB-4R/8443S

Generator - 705JB4N4C
Control - Code 179 (W.D.611C806)
Code 130 (W.D.612B1543)
Code 139 (W.D.625A23)
Code 155 (W.D.625A631)
Engine - Spec S - R
*405A1715 Housing Assy.
*141D726 Carburetor (Gas)
309P196 Hi-Temp. Cut-Off Switch
309A195 Hi-Temp. Switch Bracket
508A126 Hi-Temp. Switch
Insulating Washer (2)
508A127 Hi-Temp. Switch
Insulating Bushing
332A876 Hi-Temp. Switch Terminal
102B548 Oil Base
102B558 Oil Base Heater
155P360 Muffler
140A78 Muffler Mtg. Band (2)
155A951 Flex. Exhaust Tube

7.5JB-4R/8457T

Generator - 705JB4N4C
Control - Code 180 (W.D.611C807)
Code 155 (W.D.625A631)
Engine - Spec T - R
Vacu-Flo Cooled

* - Refer to Accessory Section for Component Parts.

MODEL DATA SECTION

101

7.5JB-4R/8505S

Generator - 705JB4N4C
Control - Code 180 (W.D.611C807)
Code 155 (W.D.625A631)
Engine - Spec S - R
Vacu-Flo Cooled
*141D726 Carburetor (Gas)
309P196 Hi-Temp. Cut-Off Switch
309A195 Hi-Temp. Switch Bracket
508A126 Hi-Temp. Switch
Insulating Washer (2)
508A127 Hi-Temp. Switch
Insulating Bushing
332A876 Hi-Temp. Switch
Terminal

7.5JB-4R/8540S

Generator - 705JB4N4C
Control - Code 179 (W.D.611C806)
Code 155 (W.D.625A631)
Engine - Spec S - R
*141D726 Carburetor (Gas)
112-92 Piston & Pin (2)
113-89 Ring Set (2)

7.5JB-4R/8675S

Generator - 705JB4N4C
Control - Code 179 (W.D.611C806)
Code 130 (W.D.612B1543)
Code 155 (W.D.625A631)
301C1195 Control Box Panel
Engine - Spec S - R
*141D718 Carburetor (Gas-Gaso)
*405A1414 Housing Assy.

7.5JB-4R/8693S

Generator - 705JB/209
Control - Code 189 (W.D.611C841)
Code 155 (W.D.625A631)
Engine - Spec S - R
*141D726 Carburetor (Gas)
*403A833 Skid Base Assy.
309P206 Hi-Temp. Cut-Off Switch
309A195 Hi-Temp. Switch Bracket
508A126 Hi-Temp. Switch
Insulating Washer (2)
508A127 Hi-Temp. Switch
Insulating Bushing
332A876 Hi-Temp. Switch
Terminal

7.5JB-4R/8721S

Generator - 705JB4N4C
Control - Code 265 (W.D.611C1003)
Code 155 (W.D.625A631)
Engine - Spec S - R
Vacu-Flo Cooled
*141D726 Carburetor (Gas)
309P206 Hi-Temp. Cut-Off Switch
309A195 Hi-Temp. Switch Bracket
508A126 Hi-Temp. Switch
Insulating Washer (2)
508A127 Hi-Temp. Switch
Insulating Bushing
332A876 Hi-Temp. Switch
Terminal

7.5JB-4R/8812S

Generator - 705JB4N4C
Control - Code 265 (W.D.611C1003)
Code 155 (W.D.625A631)
Engine - Spec S - R
Vacu-Flo Cooled
*141D718 Carburetor (Gas-Gaso)
309P206 Hi-Temp. Cut-Off Switch
309A195 Hi-Temp. Switch Bracket
508A126 Hi-Temp. Switch
Insulating Washer (2)
508A127 Hi-Temp. Switch
Insulating Bushing
332A876 Hi-Temp. Switch
Terminal

7.5JB-4R/8897S

Generator - 705JB/209
Control - Code 203 (W.D.611C873)
Code 127 (W.D.612B1469)
Code 130 (W.D.612B1543)
Code 155 (W.D.625A631)
Engine - Spec S - R
*141D726 Carburetor (Gas)
*405A1414 Housing Assy.
309P196 Hi-Temp. Cut-Off Switch
309A195 Hi-Temp. Switch Bracket
508A126 Hi-Temp. Switch
Insulating Washer (2)
508A127 Hi-Temp. Switch
Insulating Bushing
332A876 Hi-Temp. Switch
Terminal

7.5JB-4R/8993S

Generator - 705JB4N4C
Control - Code 179 (W.D.611C806)
Code 139 (W.D.625A23)
Code 155 (W.D.625A631)
Engine - Spec S - R
*141D726 Carburetor (Gas)
*403A833 Skid Base Assy.
102B548 Oil Base
102B558 Oil Base Heater

7.5JB-4R/9058S

Generator - 705JB4N4C
Control - Code 179 (W.D.611C806)
Code 155 (W.D.625A631)
Engine - Spec S - R
Vacu-Flo Cooled
*159B775 Reservoir Tank Assy.

7.5JB-4R/9705T

Generator - 705JB4N4C
Control - Code 179 (W.D.611C806)
Code 139 (W.D.625A23)
Code 155 (W.D.625A631)
Engine - Spec T - R
*141D726 Carburetor (Gas)
+102B620 Oil Base
Oil Base Heater - Refer to Oil
Base
Oil Level Maintainer Kit - Refer
to Oil Base

7.5JB-4R/9788T

Generator - 705JB4N4C
Control - Code 179 (W.D.611C806)
Code 130 (W.D.612B1543)
Code 155 (W.D.625A631)
Engine - Spec T - R
*405A1715 Housing Assy.
*159A820 Fuel Tank Assy.
+102B620 Oil Base
Oil Base Heater - Refer to Oil
Base
Oil Level Maintainer Kit - Refer
to Oil Base
155P360 Muffler
140A78 Muffler Mtg. Band (2)
155A951 Flex. Exhaust Tube

7.5JB-4R31/2539S

Generator - 705JB4N4C
Control - Code 213 (W.D.611C905)
Code 155 (W.D.625A631)
Engine - Spec S - R
*141D726 Carburetor (Gas)
134D1804 Air Outlet Duct
307B845 Start Solenoid
306A196 Start Solenoid Bracket
307P312 Supply Line Fuel
Solenoid Valve -
Electric
149P558 Supply Line Fuel
Strainer

7.5JB-4R31/2539T

Generator - 705JB4N4C
Control - Code 213 (W.D.611C905)
Code 155 (W.D.625A631)
Engine - Spec T - R
*141D726 Carburetor (Gas)
134D1804 Air Outlet Duct
307B845 Start Solenoid
306A196 Start Solenoid Bracket
307P312 Supply Line Fuel
Solenoid Valve -
Electric
149P558 Supply Line Fuel
Strainer

7.5JB-4R31/8390S

Generator - 705JB4N4C
Control - Code 213 (W.D.611C905)
Code 155 (W.D.625A631)
Engine - Spec S - R
Vacu-Flo Cooled
*141D726 Carburetor (Gas)
307B845 Start Solenoid
306A196 Start Solenoid Bracket
307P312 Supply Line Fuel
Solenoid Valve -
Electric
149P558 Supply Line Fuel
Strainer

7.5JB-4R31/8400T

Generator - 705JB4N4C
Control - Code 213 (W.D.611C905)
Code 155 (W.D.625A631)
(Continue next page)

* - Refer to Accessory Section for Component Parts.
+ - See Engine Section for optional call outs.

MODEL DATA SECTION

7.5JB-4R31/8400T (Continued)

Engine - Spec T - R
 *141D726 Carburetor (Gas)
 307B845 Start Solenoid
 306A196 Start Solenoid Bracket
 307P312 Supply Line Fuel
 Solenoid Valve -
 Electric
 149P558 Supply Line Fuel
 Strainer

7.5JB-4R31/8500T

Generator - 705JB4N4C
 Control - Code 213 (W.D.611C905)
 Code 155 (W.D.625A631)
 Engine - Spec T - R
 Vacu-Flo Cooled
 *141D726 Carburetor (Gas)
 307B845 Start Solenoid
 306A196 Start Solenoid Bracket
 307P312 Supply Line Fuel
 Solenoid Valve -
 Electric
 149P558 Supply Line Fuel
 Strainer

7.5JB-4R31/9428T

Generator - 705JB4N4C
 Control - Code 213 (W.D.611C905)
 Code 155 (W.D.625A631)
 Engine - Spec T - R
 *141D726 Carburetor (Gas)
 134D1804 Air Outlet Duct
 307B845 Start Solenoid
 306A196 Start Solenoid Bracket
 307P312 Supply Line Fuel
 Solenoid Valve -
 Electric
 149P558 Supply Line Fuel
 Strainer

7.5JB-4R31/9632T

Generator - 705JB/209
 Control - Code 275 (W.D.611C1059)
 Code 155 (W.D.625A631)
 Engine - Spec T - R
 Vacu-Flo Cooled
 *141D726 Carburetor (Gas)
 307B845 Start Solenoid
 306A196 Start Solenoid Bracket
 307P312 Supply Line Fuel
 Solenoid Valve -
 Electric
 149P558 Supply Line Fuel
 Strainer

7.5JB-4R31/9731T

Generator - 705JB4N4C
 Control - Code 276 (W.D.611C1064)
 Code 155 (W.D.625A631)
 Engine - Spec T - R
 *141D726 Carburetor (Gas)
 307B845 Start Solenoid
 306A196 Start Solenoid Bracket
 307P312 Supply Line Fuel
 Solenoid Valve -
 Electric

7.5JB-4R31/9731T (Continued)

149P558 Supply Line Fuel
 Strainer

7.5JB-4R131/2320S

Generator - 705JB4N4C
 Control - Code 213 (W.D.611C905)
 Code 155 (W.D.625A631)
 Engine - Spec S - R
 *141D726 Carburetor (LPG)
 307B845 Start Solenoid
 306A196 Start Solenoid Bracket
 307P312 Supply Line Fuel
 Solenoid Valve -
 Electric
 149P558 Supply Line Fuel
 Strainer

7.5JB-4R131/8456S

Generator - 705JB4N4C
 Control - Code 213 (W.D.611C905)
 Code 155 (W.D.625A631)
 Engine - Spec S - R
 Vacu-Flo Cooled
 *141D726 Carburetor (LPG)
 307B845 Start Solenoid
 306A196 Start Solenoid Bracket
 307P312 Supply Line Fuel
 Solenoid Valve -
 Electric
 149P558 Supply Line Fuel
 Strainer

7.5JB-4XR/1T

Generator - 705JB4XN1C
 Control - Code 179 (W.D.611C806)
 Code 146 (W.D.625A429)
 Engine - Spec T - R

7.5JB-4XR/7T

Generator - 705JB4XN1C
 Control - Code 179 (W.D.611C806)
 Code 130 (W.D.612B1543)
 Code 146 (W.D.625A429)
 Engine - Spec T - R
 *405A1413 Housing Assy.

7.5JB-4XR/12S

Generator - 705JB4XN1C
 Control - Code 74 (W.D.611C665)
 Code 146 (W.D.625A429)
 Engine - Spec S - R
 *141D718 Carburetor (Gas-Gaso)

7.5JB-4XR/12T

Generator - 705JB4XN1C
 Control - Code 179 (W.D.611C806)
 Code 146 (W.D.625A429)
 Engine - Spec T - R
 *141D718 Carburetor (Gas-Gaso)

7.5JB-4XR/13T

Generator - 705JB4XN1C
 Control - Code 179 (W.D.611C806)
 Code 146 (W.D.625A429)
 Engine - Spec T - R
 *141D726 Carburetor (Gas)

7.5JB-4XR/1239T

Generator - 705JB4XN1C
 Control - Code 179 (W.D.611C806)
 Code 130 (W.D.612B1543)
 Code 146 (W.D.625A429)
 Engine - Spec T - R
 *141D718 Carburetor (Gas-Gaso)
 *405A1413 Housing Assy.
 *159A820 Fuel Tank Assy.

7.5JB-4XR/1873S

Generator - 705JB4XN1C
 Control - Code 74 (W.D.611C665)
 Code 130 (W.D.612B1543)
 Code 139 (W.D.625A23)
 Code 146 (W.D.625A429)
 Engine - Spec S - R
 *141D726 Carburetor (Gas)
 *405A1413 Housing Assy.
 102B548 Oil Base
 102B558 Oil Base Heater

7.5JB-4XR/2442S

Generator - 705JB4XN1C
 Control - Code 74 (W.D.611C665)
 Code 146 (W.D.625A429)
 Engine - Spec S - R
 *141D718 Carburetor (Gas-Gaso)
 134D1804 Air Outlet Duct

7.5JB-4XR/2468T

Generator - 705JB4XN1C
 Control - Code 179 (W.D.611C806)
 Code 146 (W.D.625A429)
 Engine - Spec T - R
 134D1804 Air Outlet Duct

7.5JB-4XR/2539T

Generator - 705JB4XN1C
 Control - Code 179 (W.D.611C806)
 Code 146 (W.D.625A429)
 Engine - Spec T - R
 *141D726 Carburetor (Gas)
 134D1804 Air Outlet Duct

7.5JB-4XR/3098T

Generator - 705JB4XN1C
 Control - Code 180 (W.D.611C807)
 Code 146 (W.D.625A429)
 Engine - Spec T - R
 *141D718 Carburetor (Gas-Gaso)
 134D1804 Air Outlet Duct
 309P196 Hi-Temp. Cut-Off Switch
 309A195 Hi-Temp. Switch Bracket
 508A126 Hi-Temp. Switch
 Insulating Washer (2)
 508A127 Hi-Temp. Switch
 Insulating Bushing
 332A876 Hi-Temp. Switch Terminal

7.5JB-4XR/3157T

Generator - 705JB4XN1C
 Control - Code 180 (W.D.611C807)
 Code 146 (W.D.625A429)
 Engine - Spec T - R
 *141D726 Carburetor (Gas)
 134D1804 Air Outlet Duct

* - Refer to Accessory Section for Component Parts.

MODEL DATA SECTION

103

7.5JB-4XR/3195S

Generator - 705JB4XN1C
Control - Code 74 (W.D.611C665)
Code 146 (W.D.625A429)
Engine - Spec S - R
*141D726 Carburetor (Gas)
309P196 Hi-Temp. Cut-Off Switch
309A195 Hi-Temp. Switch Bracket
508A126 Hi-Temp. Switch
Insulating Washer (2)
508A127 Hi-Temp. Switch
Insulating Bushing
332A876 Hi-Temp. Switch Terminal

7.5JB-4XR/3231T

Generator - 705JB4XN1C
Control - Code 179 (W.D.611C807)
Code 130 (W.D.612B1543)
Code 146 (W.D.625A429)
Engine - Spec T - R
*141D726 Carburetor (Gas)
*405A1413 Housing Assy.
309P196 Hi-Temp. Cut-Off Switch
309A195 Hi-Temp. Switch Bracket
508A126 Hi-Temp. Switch
Insulating Washer (2)
508A127 Hi-Temp. Switch
Insulating Bushing
332A876 Hi-Temp. Switch Terminal

7.5JB-4XR/3555S

Generator - 705JB4XN1C
Control - Code 77 (W.D.611C669)
Code 130 (W.D.612B1543)
Code 278 (W.D.612B1859)
Code 146 (W.D.625A429)
Engine - Spec S - R
*141D718 Carburetor (Gas-Gaso)
*405A1414 Housing Assy.

7.5JB-4XR/3819S

Generator - 705JB4XN1C
Control - Code 74 (W.D.611C665)
Code 146 (W.D.625A429)
Engine - Spec S - R
*141D726 Carburetor (Gas)
134D1804 Air Outlet Duct
309P196 Hi-Temp. Cut-Off Switch
309A195 Hi-Temp. Switch Bracket
508A126 Hi-Temp. Switch
Insulating Washer (2)
508A127 Hi-Temp. Switch
Insulating Bushing
332A876 Hi-Temp. Switch Terminal

7.5JB-4XR/6365T

Generator - 705JB4XN1C
Control - Code 179 (W.D.611C806)
Code 130 (W.D.612B1543)
Code 146 (W.D.625A429)
Engine - Spec T - R
*141D726 Carburetor (Gas)
*405A1416 Housing Assy. - NOTE:
Uses #134D1811 Air
Shutter Assy.
309P196 Hi-Temp. Cut-Off Switch
309A195 Hi-Temp. Switch Bracket

7.5JB-4XR/6365T (Continued)

508A126 Hi-Temp. Switch
Insulating Washer (2)
508A127 Hi-Temp. Switch
Insulating Bushing
332A876 Hi-Temp. Switch
Terminal

7.5JB-4XR/6375T

Generator - 705JB4XN1C
Control - Code 180 (W.D.611C807)
Code 130 (W.D.612B1543)
Code 146 (W.D.625A429)
Engine - Spec T - R
*141D726 Carburetor (Gas)
*405A1416 Housing Assy. - NOTE:
Uses #134D1811 Air
Shutter Assy.
309P196 Hi-Temp. Cut-Off Switch
309A195 Hi-Temp. Switch Bracket
508A126 Hi-Temp. Switch
Insulating Washer (2)
508A127 Hi-Temp. Switch
Insulating Bushing
332A876 Hi-Temp. Switch
Terminal

7.5JB-4XR/6813T

Generator - 705JB4XN1C
Control - Code 179 (W.D.611C806)
Code 146 (W.D.625A429)
Engine - Spec T - R
*141D726 Carburetor (Gas)
*134D1811 Air Shutter Assy.

7.5JB-4XR/7063T

Generator - 705JB4XN1C
Control - Code 208 (W.D.611C883)
Code 130 (W.D.612B1543)
Code 139 (W.D.625A23)
Code 146 (W.D.625A429)
Engine - Spec T - R
*141D726 Carburetor (Gas)
*405A1413 Housing Assy.
102B548 Oil Base
102B558 Oil Base Heater

7.5JB-4XR/8109S

Generator - 705JB4XN1C
Control - Code 77 (W.D.611C669)
Code 130 (W.D.612B1543)
Code 146 (W.D.625A429)
301C1195 Control Box Panel
Engine - Spec S - R
*141D718 Carburetor (Gas-Gaso)
*405A1415 Housing Assy. - NOTE:
Uses #134D1811 Air
Shutter Assy.
309P196 Hi-Temp. Cut-Off
Switch
309A195 Hi-Temp. Switch
Bracket
508A126 Hi-Temp. Switch
Insulating Washer (2)
508A127 Hi-Temp. Switch
Insulating Bushing
332A876 Hi-Temp. Switch
Terminal

7.5JB-4XR/8121S

Generator - 705JB/407
Control - Code 77 (W.D.611C669)
Code 130 (W.D.612B1543)
Code 277 (W.D.612B1852)
Code 152 (W.D.625A553)
Engine - Spec S - R
*141D718 Carburetor (Gas-Gaso)
*405A1414 Housing Assy.

7.5JB-4XR/8354T

Generator - 705JB4XN1C
Control - Code 179 (W.D.611C806)
Code 130 (W.D.612B1543)
Code 243 (W.D.612B1851)
Code 139 (W.D.625A23)
Code 146 (W.D.625A429)
Engine - Spec T - R
*141D726 Carburetor (Gas)
*405A1414 Housing Assy.
102B548 Oil Base
102B558 Oil Base Heater

7.5JB-4XR/8390T

Generator - 705JB4XN1C
Control - Code 179 (W.D.611C806)
Code 146 (W.D.625A429)
Engine - Spec T - R
Vacu-Flo Cooled
*141D726 Carburetor (Gas)

7.5JB-4XR/8506S

Generator - 705JB4XN1C
Control - Code 74 (W.D.611C665)
Code 139 (W.D.625A23)
Code 146 (W.D.625A429)
Engine - Spec S - R
Vacu-Flo Cooled
*141D726 Carburetor (Gas)
102B548 Oil Base
102B558 Oil Base Heater

7.5JB-4XR/8540S

Generator - 705JB4XN1C
Control - Code 74 (W.D.611C665)
Code 146 (W.D.625A429)
Engine - Spec S - R
*141D726 Carburetor (Gas)
112A92 Piston & Pin (2)
113-89 Ring Set (2)

7.5JB-4XR/8649S

Generator - 705JB4XN1C
Control - Code 74 (W.D.611C665)
Code 146 (W.D.625A429)
Engine - Spec S - R
Vacu-Flo Cooled
*141D718 Carburetor (Gas-Gaso)
309P196 Hi-Temp. Cut-Off Switch
309A195 Hi-Temp. Switch Bracket
508A126 Hi-Temp. Switch
Insulating Washer (2)
508A127 Hi-Temp. Switch
Insulating Bushing
332A876 Hi-Temp. Switch Terminal

* - Refer to Accessory Section for Component Parts.

MODEL DATA SECTION

7.5JB-4XR/8675S

Generator - 705JB4XN1C
 Control - Code 74 (W.D.611C665)
 Code 130 (W.D.612B1543)
 Code 146 (W.D.625A429)
 301C1195 Control Box Panel
 Engine - Spec S - R
 *141D718 Carburetor (Gas-Gaso)
 *405A1414 Housing Assy.

7.5JB-4XR/8816S

Generator - 705JB/148
 Control - Code 273 (W.D.611C1038)
 Code 146 (W.D.625A429)
 Engine - Spec S - R
 *403A833 Skid Base Assy.
 *159B775 Reservoir Tank Assy.
 134B1843 Cylinder Air Housing
 Cover - Top

7.5JB-4XR/9319T

Generator - 705JB/148
 Control - Code 203 (W.D.611C873)
 Code 146 (W.D.625A429)
 Engine - Spec T - R

7.5JB-4XR/9796T

Generator - 705JB4XN1C
 Control - Code 180 (W.D.611C807)
 Code 146 (W.D.625A429)
 Engine - Spec T - R
 *141D726 Carburetor (Gas)
 134D1804 Air Outlet Duct
 140P721 Air Cleaner
 140P722 Air Cleaner Band (2)
 140B720 Air Cleaner Mtg. Bracket
 503P419 Air Cleaner Elbow -
 Rubber
 503P365 Air Cleaner Hose Clamp
 (3)
 140B741 Air Cleaner Air Inlet
 Tube
 503-330 Air Cleaner Hose
 140P723 Carb. Air Pre-Cleaner

7.5JB-4XR31/2539S

Generator - 705JB4XN1C
 Control - Code 217 (W.D.611C910)
 Code 146 (W.D.625A429)
 Engine - Spec S - R
 *141D726 Carburetor (Gas)
 134D1804 Air Outlet Duct
 307B845 Start Solenoid
 306A196 Start Solenoid Bracket
 307P312 Supply Line Fuel
 Solenoid Valve -
 Electric
 149P558 Supply Line Fuel
 Strainer

7.5JB-4XR31/8400T

Generator - 705JB4XN1C
 Control - Code 217 (W.D.611C910)
 Code 146 (W.D.625A429)
 Engine - Spec T - R
 *141D726 Carburetor (Gas)
 307B845 Start Solenoid

7.5JB-4XR31/8400T (Continued)

306A196 Start Solenoid Bracket
 307P312 Supply Line Fuel
 Solenoid Valve -
 Electric
 149P558 Supply Line Fuel
 Strainer

7.5JB-4XR31/8539S

Generator - 705JB4XN1C
 Control - Code 217 (W.D.611C910)
 Code 146 (W.D.625A429)
 Engine - Spec S - R
 *141D726 Carburetor (Gas)
 112-92 Piston & Pin (2)
 113-89 Ring Set (2)
 307B845 Start Solenoid
 306A196 Start Solenoid Bracket
 307P312 Supply Line Fuel
 Solenoid Valve -
 Electric
 149P558 Supply Line Fuel
 Strainer

7.5JB-4XR131/2320S

Generator - 705JB4XN1C
 Control - Code 217 (W.D.611C910)
 Code 146 (W.D.625A429)
 Engine - Spec S - R
 *141D726 Carburetor (LPG)
 307B845 Start Solenoid
 306A196 Start Solenoid Bracket
 307P312 Supply Line Fuel
 Solenoid Valve -
 Electric
 149P558 Supply Line Fuel
 Strainer

7.5JB-4XR131/8814S

Generator - 705JB4XN1C
 Control - Code 217 (W.D.611C910)
 Code 146 (W.D.625A429)
 Engine - Spec S - R
 *141D726 Carburetor (LPG)
 134D1804 Air Outlet Duct
 307B845 Start Solenoid
 306A196 Start Solenoid Bracket
 307P312 Supply Line Fuel
 Solenoid Valve -
 Electric
 149P558 Supply Line Fuel
 Strainer

7.5JB-5DR/1T

Generator - 705JB5DN1C
 Control - Code 179 (W.D.611C806)
 Code 146 (W.D.625A429)
 Engine - Spec T - R

7.5JB-5DR/12S

Generator - 705JB5DN1C
 Control - Code 75 (W.D.611C666)
 Code 146 (W.D.625A429)
 Engine - Spec S - R
 *141D718 Carburetor (Gas-Gaso)

7.5JB-5DR/12T

Generator - 705JB5DN1C
 Control - Code 179 (W.D.611C806)
 Code 146 (W.D.625A429)
 Engine - Spec T - R
 *141D718 Carburetor (Gas)

7.5JB-5DR/13T

Generator - 705JB5DN1C
 Control - Code 179 (W.D.611C806)
 Code 146 (W.D.625A429)
 Engine - Spec T - R
 *141D726 Carburetor (Gas)

7.5JB-5DR/96T

Generator - 705JB5DN1C
 Control - Code 180 (W.D.611C807)
 Code 146 (W.D.625A429)
 Engine - Spec T - R

7.5JB-5DR/2055S

Generator - 705JB5DN1C
 Control - Code 180 (W.D.611C807)
 Code 139 (W.D.625A23)
 Code 146 (W.D.625A429)
 Engine - Spec S - R
 *141D726 Carburetor (Gas)
 102B548 Oil Base
 102B558 Oil Base Heater

7.5JB-5DR/2468S

Generator - 705JB5DN1C
 Control - Code 75 (W.D.611C666)
 Code 146 (W.D.625A429)
 Engine - Spec S - R
 *134D1804 Air Outlet Duct

7.5JB-5DR/2468T

Generator - 705JB5DN1C
 Control - Code 179 (W.D.611C806)
 Code 146 (W.D.625A429)
 Engine - Spec T - R
 134D1804 Air Outlet Duct

7.5JB-5DR/2539S

Generator - 705JB5DN1C
 Control - Code 179 (W.D.611C806)
 Code 146 (W.D.625A429)
 Engine - Spec S - R
 *141D726 Carburetor (Gas)
 134D1804 Air Outlet Duct

7.5JB-5DR31/13S

Generator - 705JB5DN1C
 Control - Code 216 (W.D.611C909)
 Code 146 (W.D.625A429)
 Engine - Spec S - R
 *141D726 Carburetor (Gas)
 307B845 Start Solenoid
 306A196 Start Solenoid Bracket
 307P312 Supply Line Fuel
 Solenoid Valve -
 Electric
 149P558 Supply Line Fuel
 Strainer

* - Refer to Accessory Section for Component Parts.

MODEL DATA SECTION

105

7.5JB-5DR/8100T

Generator - 705JB5DN1C
Control - Code 179 (W.D.611C806)
Code 146 (W.D.625A429)
Engine - Spec T - R
Vacu-Flo Cooled

7.5JB-5DR/8388T

Generator - 705JB5DN1C
Control - Code 180 (W.D.611C807)
Code 146 (W.D.625A429)
Engine - Spec T - R
Vacu-Flo Cooled
309P196 Hi-Temp. Cut-Off Switch
309A195 Hi-Temp. Switch Bracket
508A126 Hi-Temp. Switch
Insulating Washer (2)
508A127 Hi-Temp. Switch
Insulating Bushing
332A876 Hi-Temp. Switch Terminal

7.5JB-5DR/8389S

Generator - 705JB5DN1C
Control - Code 75 (W.D.611C666)
Code 146 (W.D.625A429)
Engine - Spec S - R
Vacu-Flo Cooled
*141D718 Carburetor (Gas-Gaso)

7.5JB-5DR/8389T

Generator - 705JB5DN1C
Control - Code 179 (W.D.611C806)
Code 146 (W.D.625A429)
Engine - Spec T - R
Vacu-Flo Cooled
*141D718 Carburetor (Gas-Gaso)

7.5JB-5DR/8390S

Generator - 705JB5DN1C
Control - Code 75 (W.D.611C666)
Code 146 (W.D.625A429)
Engine - Spec S - R
Vacu-Flo Cooled
*141D726 Carburetor (Gas)

7.5JB-5DR/8390T

Generator - 705JB5DN1C
Control - Code 179 (W.D.611C806)
Code 146 (W.D.625A429)
Engine - Spec T - R
Vacu-Flo Cooled
*141D726 Carburetor (Gas)

7.5JB-5DR/8739S

Generator - 705JB5DN1C
231E112 Generator to Engine
Adapter
Control - Code 180 (W.D.611C807)
Code 146 (W.D.625A429)
Engine - Spec S - R
Vacu-Flo Cooled
*141D718 Carburetor (Gas-Gaso)
140P721 Air Cleaner
140P722 Air Cleaner Band (2)
140B720 Air Cleaner Mtg.
Bracket
503P419 Air Cleaner Elbow -
Rubber

7.5JB-5DR/8739S (Continued)

503P365 Air Cleaner Hose
Clamp (3)
140B741 Air Cleaner Air Inlet
Tube
503-330 Air Cleaner Hose
140P723 Carb. Air Pre-Heater

7.5JB-5DR131/2320S

Generator - 705JB5DN1C
Control - Code 216 (W.D.611C909)
Code 146 (W.D.625A429)
Engine - Spec S - R
*141D726 Carburetor (LPG)
307B845 Start Solenoid
306A196 Start Solenoid Bracket
307P312 Supply Line Fuel
Solenoid Valve -
Electric
149P558 Supply Line Fuel
Strainer

7.5JB-5DR131/4260S

Generator - 705JB5DN1C
Control - Code 216 (W.D.611C909)
Code 139 (W.D.625A23)
Code 146 (W.D.625A429)
Engine - Spec S - R
*141D726 Carburetor (LPG)
134D1804 Air Outlet Duct
102B548 Oil Base
102B558 Oil Base Heater
307B845 Start Solenoid
306A196 Start Solenoid Bracket
307P312 Supply Line Fuel
Solenoid Valve -
Electric
149P558 Supply Line Fuel
Strainer

7.5JB-9XR/8569S

Generator - 705JB/359
Control - Code 270 (W.D.611C1027)
Code 146 (W.D.625A429)
Engine - Spec S - R
Vacu-Flo Cooled
*141D726 Carburetor (Gas)
110A1740 Cylinder Head
502P82 Nipple - Cylinder Head
to Vacuum Switch (2)
148A367 Vacuum Switch
148A454 Vacuum Switch Bracket
502A20 Elbow (1/8) - Vacuum
Switch
503-389 Vacuum Switch Hose
508-21 Vacuum Switch Grommet
309P206 Hi-Temp. Cut-Off Switch
309A195 Hi-Temp. Switch Bracket
508A126 Hi-Temp. Switch
Insulating Washer (2)
508A127 Hi-Temp. Switch
Insulating Bushing
332A876 Hi-Temp. Switch Terminal

705JB-1R31/8539S

Generator - 705JB3N4C
Control - Code 214 (W.D.611C906)
Code 155 (W.D.625A631)
Engine - Spec S - R
*141D726 Carburetor (Gas)
112-92 Piston & Pin (2)
113-89 Ring Set (2)
307B845 Start Solenoid
306A196 Start Solenoid Bracket
307P312 Supply Line Fuel
Solenoid Valve -
Electric
149P558 Supply Line Fuel
Strainer

705JB-1R31/8647S

Generator - 705JB3N4C
Control - Code 238 (W.D.611C991)
Code 155 (W.D.625A631)
Engine - Spec S - R
*141D726 Carburetor (Gas)
112-92 Piston & Pin (2)
113-89 Ring Set (2)
307B845 Start Solenoid
306A196 Start Solenoid Bracket
309P206 Hi-Temp. Cut-Off Switch
309A195 Hi-Temp. Switch Bracket
508A126 Hi-Temp. Switch
Insulating Washer (2)
508A127 Hi-Temp. Switch
Insulating Bushing
332A876 Hi-Temp. Switch Terminal
307P312 Supply Line Fuel
Solenoid Valve -
Electric

(Continue next page)

* - Refer to Accessory Section for Component Parts.

MODEL DATA SECTION

705JB-1R31/8647S (Continued)

149P558 Supply Line Fuel Strainer

705JB-1R131/2468S

Generator - 705JB3N4C

Control - Code 214 (W.D.611C906)
Code 155 (W.D.625A631)

Engine - Spec S - R

*141D726 Carburetor (LPG)

134D1804 Air Outlet Duct

307B845 Start Solenoid

306A196 Start Solenoid Bracket

307P312 Supply Line Fuel Solenoid Valve - Electric

149P558 Supply Line Fuel Strainer

705JB-1RV31/8539S

Generator - 705JB3N4C

Control - Code 214 (W.D.611C906)
Code 155 (W.D.625A631)

Engine - Spec S - R

Vacu-Flo Cooled

*141D726 Carburetor (Gas)

112-92 Piston & Pin (2)

113-89 Ring Set (2)

307B845 Start Solenoid

306A196 Start Solenoid Bracket

307P312 Supply Line Fuel Solenoid Valve - Electric

149P558 Supply Line Fuel Strainer

705JB-3R/7S

Generator - 705JB3N4C

Control - Code 177 (W.D.611C804)
Code 130 (W.D.612B1543)
Code 155 (W.D.625A631)

Engine - Spec S - R

*405A1413 Housing Assy.

705JB-3R/2731S

Generator - 705JB3N4C

Control - Code 178 (W.D.611C805)
Code 155 (W.D.625A631)

Engine - Spec S - R

*141D718 Carburetor (Gas-Gaso)

134D1804 Air Outlet Duct

705JB-3R/3123S

Generator - 705JB3N4C

Control - Code 178 (W.D.611C805)
Code 139 (W.D.625A23)
Code 155 (W.D.625A631)

Engine - Spec S - R

*141D718 Carburetor (Gas-Gaso)

134D1804 Air Outlet Duct

102B548 Oil Base

102B558 Oil Base Heater

705JB-3R/3722S

Generator - 705JB3N4C

Control - Code 177 (W.D.611C804)
Code 130 (W.D.612B1543)

705JB-3R/3722S (Continued)

Code 139 (W.D.625A23)

Code 155 (W.D.625A631)

Engine - Spec S - R

*405A1413 Housing Assy.

*159B851 Reservoir Tank Assy.

134B1843 Cylinder Air Housing

Cover - Top

102B548 Oil Base

102B558 Oil Base Heater

705JB-3R/4253S

Generator - 705JB3N4C

Control - Code 178 (W.D.611C805)

Code 130 (W.D.612B1543)

Code 139 (W.D.625A23)

Code 155 (W.D.625A631)

Engine - Spec S - R

*141D726 Carburetor (Gas)

*405A1413 Housing Assy.

309P196 Hi-Temp. Cut-Off Switch

309A195 Hi-Temp. Switch Bracket

508A126 Hi-Temp. Switch

Insulating Washer (2)

508A127 Hi-Temp. Switch

Insulating Bushing

332A876 Hi-Temp. Switch

Terminal

102B548 Oil Base

102B558 Oil Base Heater

705JB-3R/5205S

Generator - 705JB3N4C

Control - Code 178 (W.D.611C805)

Code 130 (W.D.612B1543)

Code 139 (W.D.625A23)

Code 155 (W.D.625A631)

Engine - Spec S - R

*405A1413 Housing Assy.

102B548 Oil Base

102B558 Oil Base Heater

309P196 Hi-Temp. Cut-Off Switch

309A195 Hi-Temp. Switch Bracket

508A126 Hi-Temp. Switch

Insulating Washer (2)

508A127 Hi-Temp. Switch

Insulating Bushing

332A876 Hi-Temp. Switch

Terminal

705JB-3R/6074S

Generator - 705JB3N4C

Control - Code 178 (W.D.611C805)

Code 155 (W.D.625A631)

Engine - Spec S - R

*141D718 Carburetor (Gas-Gaso)

*134D1811 Air Shutter Assy.

309P196 Hi-Temp. Cut-Off Switch

309A195 Hi-Temp. Switch Bracket

508A126 Hi-Temp. Switch

Insulating Washer (2)

508A127 Hi-Temp. Switch

Insulating Bushing

332A876 Hi-Temp. Switch

Terminal

705JB-3R/6288S

Generator - 705JB3N4C

Control - Code 177 (W.D.611C804)

Code 130 (W.D.612B1543)

Code 139 (W.D.625A23)

Code 155 (W.D.625A631)

Engine - Spec S - R

*141D726 Carburetor (Gas)

*405A1416 Housing Assy. - NOTE:

Uses #134D1811 Air

Shutter Assy.

309P196 Hi-Temp. Cut-Off Switch

309A195 Hi-Temp. Switch Bracket

508A126 Hi-Temp. Switch

Insulating Washer (2)

508A127 Hi-Temp. Switch

Insulating Bushing

332A876 Hi-Temp. Switch Terminal

102B548 Oil Base

102B558 Oil Base Heater

705JB-3R/8217S

Generator - 705JB3N4C

Control - Code 177 (W.D.611C804)

Code 130 (W.D.612B1543)

Code 139 (W.D.625A23)

Code 155 (W.D.625A631)

Engine - Spec S - R

*405A1715 Housing Assy.

*159A820 Fuel Tank Assy.

102B548 Oil Base

102B558 Oil Base Heater

155P318 Muffler

140A78 Muffler Mtg. Band (2)

155A951 Flex. Exhaust Tube

705JB-3R/8250S

Generator - 705JB3N4C

Control - Code 178 (W.D.611C805)

Code 130 (W.D.612B1543)

Code 139 (W.D.625A23)

Code 155 (W.D.625A631)

301C1195 Control Box Panel

Engine - Spec S - R

*141D726 Carburetor (Gas)

*405A1415 Housing Assy. - NOTE:

Uses #134D1811 Air

Shutter Assy.

*140K677 Oil Bath Air Cleaner Kit

112-92 Piston & Pin (2)

113-89 Ring Set (2)

102B548 Oil Base

102B558 Oil Base Heater

309P196 Hi-Temp. Cut-Off Switch

309A195 Hi-Temp. Switch Bracket

508A126 Hi-Temp. Switch

Insulating Washer (2)

508A127 Hi-Temp. Switch

Insulating Bushing

332A876 Hi-Temp. Switch Terminal

705JB-3R/8287S

Generator - 705JB3N4C

Control - Code 188 (W.D.611C840)

Code 130 (W.D.612B1543)

Code 155 (W.D.625A631)

(Continue next page)

* - Refer to Accessory Section for Component Parts.

MODEL DATA SECTION

107

705JB-3R/8287S (Continued)

Engine - Spec S - R
 *405A1715 Housing Assy.
 *159A820 Fuel Tank Assy.
 167A215 Spark Plug (2)
 166B382 Ignition Coil
 166A388 Ignition Coil Bracket
 503-465 Ignition Coil Clamp
 167A1479 Spark Plug Cable (2)
 337A70 Coil Ground Strap
 155P360 Muffler
 140A78 Muffler Mtg. Band (2)
 155A951 Flex. Exhaust Tube

705JB-3R/8344S

Generator - 705JB3N4C
 Control - Code 178 (W.D.611C805)
 Code 130 (W.D.612B1543)
 Code 132 (W.D.612B1559)
 Code 155 (W.D.625A631)
 Engine - Spec S - R
 *141D726 Carburetor (Gas)
 *405A1414 Housing Assy.
 102B575 Oil Base
 309P196 Hi-Temp. Cut-Off Switch
 309A195 Hi-Temp. Switch Bracket
 508A126 Hi-Temp. Switch
 Insulating Washer (2)
 508A127 Hi-Temp. Switch
 Insulating Bushing
 332A876 Hi-Temp. Switch Terminal
 112-92 Piston & Pin (2)
 113-89 Ring Set (2)

705JB-3R/8443S

Generator - 705JB3N4C
 Control - Code 177 (W.D.611C804)
 Code 130 (W.D.612B1543)
 Code 139 (W.D.625A23)
 Code 155 (W.D.625A631)
 Engine - Spec S - R
 *141D726 Carburetor (Gas)
 *405A1715 Housing Assy.
 309P196 Hi-Temp. Cut-Off Switch
 309A195 Hi-Temp. Switch Bracket
 508A126 Hi-Temp. Switch
 Insulating Washer (2)
 508A127 Hi-Temp. Switch
 Insulating Bushing
 332A876 Hi-Temp. Switch Terminal
 102B548 Oil Base
 102B558 Oil Base Heater
 155P360 Muffler
 140A78 Muffler Mtg. Band (2)
 155A951 Flex. Exhaust Tube

705JB-3R/8540S

Generator - 705JB3N4C
 Control - Code 177 (W.D.611C804)
 Code 155 (W.D.625A631)
 Engine - Spec S - R
 *141D726 Carburetor (Gas)
 112-92 Piston & Pin (2)
 113-89 Ring Set (2)

705JB-3R/8542S

Generator - 705JB3N4C
 Control - Code 177 (W.D.611C804)
 Code 155 (W.D.625A631)
 Engine - Spec S - R
 *141D726 Carburetor (Gas)
 134D1804 Air Outlet Duct
 112-92 Piston & Pin (2)
 113-89 Ring Set (2)

705JB-3R/8626S

Generator - 705JB3N4C
 Control - Code 178 (W.D.611C805)
 Code 130 (W.D.612B1543)
 Code 248 (W.D.612B3474)
 Code 139 (W.D.625A23)
 Code 155 (W.D.625A631)
 Engine - Spec S - R
 *141D726 Carburetor (Gas)
 *405A1416 Housing Assy. - NOTE:
 Uses #134D1811 Air
 Shutter Assy.
 309P196 Hi-Temp. Cut-Off Switch
 309A195 Hi-Temp. Switch Bracket
 508A126 Hi-Temp. Switch
 Insulating Washer (2)
 508A127 Hi-Temp. Switch
 Insulating Bushing
 332A876 Hi-Temp. Switch
 Terminal
 102B548 Oil Base
 102B558 Oil Base Heater
 112-92 Piston & Pin (2)
 113-89 Ring Set (2)

705JB-3R31/8624S

Generator - 705JB3N4C
 Control - Code 268 (W.D.611C1015)
 Code 155 (W.D.625A631)
 Engine - Spec S - R
 *141D726 Carburetor (Gas)
 112-92 Piston & Pin (2)
 113-89 Ring Set (2)
 309P206 Hi-Temp. Cut-Off Switch
 309A195 Hi-Temp. Switch Bracket
 508A126 Hi-Temp. Switch
 Insulating Washer (2)
 508A127 Hi-Temp. Switch
 Insulating Bushing
 332A876 Hi-Temp. Switch
 Terminal
 307P312 Supply Line Fuel
 Solenoid Valve -
 Electric
 149P558 Supply Line Fuel
 Strainer
 307B845 Start Solenoid
 306A196 Start Solenoid Bracket

705JB-3R131/8624S

Generator - 705JB3N4C
 Control - Code 214 (W.D.611C906)
 Code 155 (W.D.625A631)
 Engine - Spec S - R
 *141D726 Carburetor (LPG)
 134D1804 Air Outlet Duct
 112-92 Piston & Pin (2)

705JB-3R131/8624S (Continued)

113-89 Ring Set (2)
 307B845 Start Solenoid
 306A196 Start Solenoid Bracket
 307P312 Supply Line Fuel
 Solenoid Valve -
 Electric
 149P558 Supply Line Fuel
 Strainer

705JB-3RV/1681S

Generator - 705JB3N4C
 Control - Code 177 (W.D.611C804)
 Code 155 (W.D.625A631)
 Engine - Spec S - R
 Vacu-Flo Cooled
 309P196 Hi-Temp. Cut-Off Switch
 309A195 Hi-Temp. Switch Bracket
 508A126 Hi-Temp. Switch
 Insulating Washer (2)
 508A127 Hi-Temp. Switch
 Insulating Bushing
 332A876 Hi-Temp. Switch Terminal

705JB-3RV/2661S

Generator - 705JB3N4C
 Control - Code 267 (W.D.611C1012)
 Code 139 (W.D.625A23)
 Code 155 (W.D.625A631)
 Engine - Spec S - R
 Vacu-Flo Cooled
 102B548 Oil Base
 102B558 Oil Base Heater
 167A215 Spark Plug (2)
 167A1473 Spark Plug Cable (2)
 166B382 Ignition Coil
 166B389 Ignition Coil Bracket
 503-465 Ignition Coil Clamp
 337A71 Coil Ground Strap

705JB-3RV/8441S

Generator - 705JB3N4C
 Control - Code 178 (W.D.611C805)
 Code 139 (W.D.625A23)
 Code 155 (W.D.625A631)
 Engine - Spec S - R
 Vacu-Flo Cooled
 *141D726 Carburetor (Gas)
 *403A833 Skid Base Assy.
 *123K1077 Oil Level Maintainer Kit
 102B620 Oil Base
 102B558 Oil Base Heater

705JB-4R/7S

Generator - 705JB4N4C
 Control - Code 179 (W.D.611C806)
 Code 130 (W.D.612B1543)
 Code 155 (W.D.625A631)
 Engine - Spec S - R
 *405A1413 Housing Assy.

705JB-4R/2896S

Generator - 705JB4N4C
 Control - Code 180 (W.D.611C807)
 Code 155 (W.D.625A631)
 Engine - Spec S - R
 *141D726 Carburetor (Gas)

(Continue next page)

* - Refer to Accessory Section for Component Parts.

MODEL DATA SECTION

705JB-4R/2896S (Continued)

309P196 Hi-Temp. Cut-Off Switch
 309A195 Hi-Temp. Switch Bracket
 508A126 Hi-Temp. Switch
 Insulating Washer (2)
 508A127 Hi-Temp. Switch
 Insulating Bushing
 332A876 Hi-Temp. Switch
 Terminal

705JB-4R/3157S

Generator - 705JB4N4C
 Control - Code 180 (W.D.611C807)
 Code 155 (W.D.625A631)
 Engine - Spec S - R
 *141D726 Carburetor (Gas)
 134D1804 Air Outlet Duct

705JB-4R/5299S

Generator - 705JB4N4C
 Control - Code 265 (W.D.611C1003)
 Code 155 (W.D.625A631)
 Engine - Spec S - R
 *141D726 Carburetor (Gas)
 134D1804 Air Outlet Duct
 309P206 Hi-Temp. Cut-Off Switch
 309A195 Hi-Temp. Switch Bracket
 508A126 Hi-Temp. Switch
 Insulating Washer (2)
 508A127 Hi-Temp. Switch
 Insulating Bushing
 332A876 Hi-Temp. Switch
 Terminal

705JB-4R/6589S

Generator - 705JB4N4C
 Control - Code 180 (W.D.611C807)
 Code 130 (W.D.612B1543)
 Code 139 (W.D.625A23)
 Code 155 (W.D.625A631)
 Engine - Spec S - R
 *141D726 Carburetor (Gas)
 *405A1416 Housing Assy. - NOTE:
 Uses #134D1811 Air
 Shutter Assy.
 309P196 Hi-Temp. Cut-Off Switch
 309A195 Hi-Temp. Switch Bracket
 508A126 Hi-Temp. Switch
 Insulating Washer (2)
 508A127 Hi-Temp. Switch
 Insulating Bushing
 332A876 Hi-Temp. Switch
 Terminal
 102B548 Oil Base
 102B558 Oil Base Heater

705JB-4R/7890S

Generator - 705JB/209
 Control - Code 203 (W.D.611C873)
 Code 127 (W.D.612B1469)
 Code 130 (W.D.612B1543)
 Code 155 (W.D.625A631)
 Engine - Spec S - R
 *141D726 Carburetor (Gas)
 *405A1414 Housing Assy.

705JB-4R/8102S

Generator - 705JB4N4C
 Control - Code 179 (W.D.611C806)
 Code 128 (W.D.612B1486)
 Code 130 (W.D.612B1543)
 Code 155 (W.D.625A631)
 Engine - Spec S - R
 *405A1415 Housing Assy. - NOTE:
 Uses #134D1811 Air
 Shutter Assy.
 *140K905 Air Pre-Heater Kit

705JB-4R/8542S

Generator - 705JB4N4C
 Control - Code 179 (W.D.611C806)
 Code 155 (W.D.625A631)
 Engine - Spec S - R
 *141D726 Carburetor (Gas)
 134D1804 Air Outlet Duct
 112-92 Piston & Pin (2)
 113-89 Ring Set (2)

705JB-4R/8547S

Generator - 705JB4N4C
 Control - Code 180 (W.D.611C807)
 Code 155 (W.D.625A631)
 Engine - Spec S - R
 *141D726 Carburetor (Gas)
 112-92 Piston & Pin (2)
 113-89 Ring Set (2)
 309P196 Hi-Temp. Cut-Off Switch
 309A195 Hi-Temp. Switch Bracket
 508A126 Hi-Temp. Switch
 Insulating Washer (2)
 508A127 Hi-Temp. Switch
 Insulating Bushing
 332A876 Hi-Temp. Switch
 Terminal

705JB-4R31/2468S

Generator - 705JB4N4C
 Control - Code 213 (W.D.611C905)
 Code 155 (W.D.625A631)
 Engine - Spec S - R
 *141D726 Carburetor (Gas)
 134D1804 Air Outlet Duct
 307B845 Start Solenoid
 306A196 Start Solenoid Bracket
 307P312 Supply Line Fuel
 Solenoid Valve -
 Electric
 149P558 Supply Line Fuel
 Strainer

705JB-4XR/1092S

Generator - 705JB4XN1C
 Control - Code 74 (W.D.611C665)
 Code 130 (W.D.612B1543)
 Code 278 (W.D.612B1859)
 Code 146 (W.D.625A429)
 Engine - Spec S - R
 *405A1414 Housing Assy.
 *159A820 Fuel Tank Assy.

705JB-4XR131/1S

Generator - 705JB4XN1C
 Control - Code 217 (W.D.611C910)

705JB-4XR131/1S (Continued)

Code 146 (W.D.625A429)
 Engine - Spec S - R
 *141C726 Carburetor (LPG)
 307B845 Start Solenoid
 306A196 Start Solenoid Bracket
 307P312 Supply Line Fuel
 Solenoid Valve -
 Electric
 149P558 Supply Line Fuel
 Strainer

705JB-4XR/6280S

Generator - 705JB4XN1C
 Control - Code 74 (W.D.611C665)
 Code 130 (W.D.612B1543)
 Code 243 (W.D.612B1851)
 Code 146 (W.D.625A429)
 Engine - Spec S - R
 *141D718 Carburetor (Gas-Gaso)
 *405A1414 Housing Assy.

705JB-4XR31/2468S

Generator - 705JB4XN1C
 Control - Code 217 (W.D.611C910)
 Code 146 (W.D.625A429)
 Engine - Spec S - R
 *141D726 Carburetor (Gas)
 134D1804 Air Outlet Duct
 307B845 Start Solenoid
 306A196 Start Solenoid Bracket
 307P312 Supply Line Fuel
 Solenoid Valve -
 Electric
 149P558 Supply Line Fuel
 Strainer

705JB-4XR31/8601S

Generator - 705JB4XN1C
 Control - Code 217 (W.D.611C910)
 Code 146 (W.D.625A429)
 Engine - Spec S - R
 *141D726 Carburetor (Gas)
 134D1804 Air Outlet Duct
 112-92 Piston & Pin (2)
 113-89 Ring Set (2)
 307B845 Start Solenoid
 306A196 Start Solenoid Bracket
 307P312 Supply Line Fuel
 Solenoid Valve -
 Electric
 149P558 Supply Line Fuel
 Strainer

705JB-4XRV/6011S

Generator - 705JB/148
 Control - Code 89 (W.D.611C708)
 Code 146 (W.D.625A429)
 Engine - Spec S - R
 Vacu-Flo Cooled
 *141D718 Carburetor (Gas-Gaso)
 309P196 Hi-Temp. Cut-Off Switch
 309A195 Hi-Temp. Switch Bracket
 508A126 Hi-Temp. Switch
 Insulating Washer (2)
 508A127 Hi-Temp. Switch
 Insulating Bushing

(Continue next page)

* - Refer to Accessory Section for Component Parts.

MODEL DATA SECTION

109

705JB-4XRV/6011S (Continued)

332A876 Hi-Temp. Switch
Terminal

705JB-4XRV/8412S

Generator - 705JB4XN1C
Control - Code 74 (W.D.611C665)
Code 139 (W.D.625A23)
Code 146 (W.D.625A429)
Engine - Spec S - R
Vacu-Flo Cooled
*141D726 Carburetor (Gas)
*403A833 Skid Base Assy.
112-92 Piston & Pin (2)
113-89 Ring Set (2)
102B548 Oil Base
102B558 Oil Base Heater

705JB-5DR/4237S

Generator - 705JB5DN1C
Control - Code 75 (W.D.611C666)
Code 146 (W.D.625A429)
Engine - Spec S - R
*140K891 Air Pre-Heater Kit

705JB-5DR/8166S

Generator - 705JB5DN1C
Control - Code 75 (W.D.611C666)
Code 280 (W.D.615B246)
Code 146 (W.D.625A429)
Engine - Spec S - R
*141D726 Carburetor (Gas-Gaso)
403B892 Skid Base
416B502 Battery Hold-down Frame
416A501 Battery Bracket (2)
416B522 Battery Support Plate
402A287 Vibration Mount Cushion
- Engine End (2)
416A133 Battery Jumper Cable

705JB-5DR/8171S

Generator - 705JB/160
Control - Code 266 (W.D.611C1008)
Code 130 (W.D.612B1543)
Code 279 (W.D.612B1870)
Code 139 (W.D.625A23)
Code 146 (W.D.625A429)
Engine - Spec S - R
*405A1415 Housing Assy. - NOTE:
Uses #134D1811 Air
Shutter Assy.
309P206 Hi-Temp. Cut-Off Switch
309A195 Hi-Temp. Switch Bracket
508A126 Hi-Temp. Switch
Insulating Washer (2)
508A127 Hi-Temp. Switch
Insulating Bushing
332A876 Hi-Temp. Switch
Terminal
102B548 Oil Base
102B558 Oil Base Heater

705JB-5DRV/2198S

Generator - 705JB5DN1C
Control - Code 78 (W.D.611C670)
Code 146 (W.D.625A429)
Engine - Spec S - R

705JB-5DRV/2198S (Continued)

Vacu-Flo Cooled
309P196 Hi-Temp. Cut-Off Switch
309A195 Hi-Temp. Switch Bracket
508A126 Hi-Temp. Switch
Insulating Washer (2)
508A127 Hi-Temp. Switch
Insulating Bushing
332A876 Hi-Temp. Switch
Terminal

705JB-9XR/1S & 7.5JB-9XR/1S

Generator - 705JB9XN1C
Control - Code 264 (W.D.611C946)
Code 146 (W.D.625A429)
Engine - Spec S - R

6.0JB-1R/8581T

Generator - 6JB/197
231E112 Engine to Generator
Adapter
Control - Code 186 (W.D.611C835)
Code 256 (W.D.625A708)
Engine - Spec T - R
Vacu-Flo Cooled

6.0JB-53CR/7437T

Generator - 6JB53N1C
Control - Code 234 (W.D.611C976)
Code 130 (W.D.612B1543)
Code 145 (W.D.625A426)
301C1554 Control Box Panel
Engine - Spec T - R
*159A820 Fuel Tank Assy.
*405A1773 Housing Assy.

6.0JB-53CR/8100T

Generator - 6JB53N4C
Control - Code 179 (W.D.611C806)
Code 253 (W.D.625A633)
Engine - Spec T - R
Vacu-Flo Cooled

6.0JB-53CR/10485T

Generator - 6JB53N4C
Control - Code 179 (W.D.611C806)
Code 253 (W.D.625A633)
Engine - Spec T - R
134C1908 Cylinder Air Housing
Cover (Top)
134A2342 Cylinder Air Housing
Panel (Bottom)
166B382 Ignition Coil
166A388 Ignition Coil Mounting
Bracket
503-465 Ignition Coil Clamp
336A368 Lead - Ignition Coil to
Resistor
337A70 Ground Strap
167A1479 Spark Plug Cable (2)
167A215 Spark Plug (2)

6.0JB-57R/8100T

Generator - 6JB57N4C
Control - Code 179 (W.D.611C806)
Code 253 (W.D.625A633)
Engine - Spec T - R
Vacu-Flo Cooled

7.5JB-1R/9768T

Generator - 705JB3N4C
Control - Code 180 (W.D.611C807)
Code 130 (W.D.612B1543)
Code 285 (W.D.612B3291)
Code 155 (W.D.625A631)
Engine - Spec T - R
*159A820 Fuel Tank Assy.
*405A1414 Housing Assy.
309P196 Hi-Temp. Cut-Off Switch
309A195 Hi-Temp. Switch Bracket
508A126 Hi-Temp. Switch
Insulating Washer (2)
508A127 Hi-Temp. Switch
Insulating Bushing
332A876 Hi-Temp. Switch
Terminal

7.5JB-3CR/55T

Generator - 705JB3N4C
Control - Code 180 (W.D.611C807)
Code 155 (W.D.625A631)
Engine - Spec T - R
*141D718 Carburetor (Gas-Gaso)

7.5JB-3CR/316T

Generator - 705JB3N4C
Control - Code 179 (W.D.611C806)
Code 155 (W.D.625A631)
Engine - Spec T - R
*159B970 Reservoir Tank Assy.
134C1843 Cylinder Air Housing
Cover (Top)

7.5JB-3CR/1018T

Generator - 705JB3N4C
Control - Code 179 (W.D.611C806)
Code 130 (W.D.612B1543)
Code 155 (W.D.625A631)
Engine - Spec T - R
*141D718 Carburetor (Gas-Gaso)
*405A1413 Housing Assy.

7.5JB-3CR/1282T

Generator - 705JB3N4C
Control - Code 180 (W.D.611C807)
Code 155 (W.D.625A631)
Engine - Spec T - R
*141D718 Carburetor (Gas-Gaso)
309P196 Hi-Temp. Cut-Off Switch
309A195 Hi-Temp. Switch Bracket
508A126 Hi-Temp. Switch
Insulating Washer (2)
508A127 Hi-Temp. Switch
Insulating Bushing
332A876 Hi-Temp. Switch
Terminal

7.5JB-3CR/1983T

Generator - 705JB3N4C
Control - Code 180 (W.D.611C807)
Code 155 (W.D.625A631)
Engine - Spec T - R
*141D726 Carburetor (Gas)

7.5JB-3CR/2442T

Generator - 705JB3N4C

* - Refer to Accessory Section for Component Parts.

MODEL DATA SECTION

7.5JB-3CR/2442T (Continued)

Control - Code 179 (W.D.611C806)
Code 155 (W.D.625A631)
Engine - Spec T - R
*141D718 Carburetor (Gas-Gaso)
134D1804 Air Outlet Duct

7.5JB-3CR/2701T

Generator - 705JB3N4C
Control - Code 180 (W.D.611C807)
Code 155 (W.D.625A631)
Engine - Spec T - R
134D1804 Air Outlet Duct
309P196 Hi-Temp. Cut-Off Switch
309A195 Hi-Temp. Switch Bracket
309A126 Hi-Temp. Switch
Insulating Washer (2)
309A127 Hi-Temp. Switch
Insulating Bushing
332A876 Hi-Temp. Switch
Terminal

7.5JB-3CR/2731T

Generator - 705JB3N4C
Control - Code 180 (W.D.611C807)
Code 155 (W.D.625A631)
Engine - Spec T - R
*141D718 Carburetor (Gas-Gaso)
134D1804 Air Outlet Duct

7.5JB-3CR/2938T

Generator - 705JB3N4C
Control - Code 180 (W.D.611C807)
Code 130 (W.D.612B1543)
Code 155 (W.D.625A631)
Engine - Spec T - R
*141D726 Carburetor (Gas)
*405A1413 Housing Assy.

7.5JB-3CR/3121T

Generator - 705JB3N4C
Control - Code 180 (W.D.611C807)
Code 155 (W.D.625A631)
Engine - Spec T - R
*140K677 Oil Bath Air Cleaner
Kit
134D1804 Air Outlet Duct
309P196 Hi-Temp. Cut-Off Switch
309A195 Hi-Temp. Switch Bracket
508A126 Hi-Temp. Switch
Insulating Washer (2)
508A127 Hi-Temp. Switch
Insulating Bushing
332A876 Hi-Temp. Switch
Terminal

7.5JB-3CR/3195T

Generator - 705JB3N4C
Control - Code 179 (W.D.611C806)
Code 155 (W.D.625A631)
Engine - Spec T - R
*141D726 Carburetor (Gas)
309P196 Hi-Temp. Cut-Off Switch
309A195 Hi-Temp. Switch Bracket
508A126 Hi-Temp. Switch
Insulating Washer (2)

7.5JB-3CR/3195T (Continued)

508A127 Hi-Temp. Switch
Insulating Bushing
332A876 Hi-Temp. Switch
Terminal

7.5JB-3CR/4133T

Generator - 705JB/234
Control - Code 201 (W.D.611C863)
Code 155 (W.D.625A631)
Engine - Spec T - R
*141D718 Carburetor (Gas-Gaso)

7.5JB-3CR/6074T

Generator - 705JB3N4C
Control - Code 180 (W.D.611C807)
Code 155 (W.D.625A631)
Engine - Spec T - R
*141D718 Carburetor (Gas-Gaso)
*134D1811 Air Shutter Assy.
309P196 Hi-Temp. Cut-Off Switch
309A195 Hi-Temp. Switch Bracket
508A126 Hi-Temp. Switch
Insulating Washer (2)
508A127 Hi-Temp. Switch
Insulating Bushing
332A876 Hi-Temp. Switch
Terminal

7.5JB-3CR/6213T

Generator - 705JB3N4C
Control - Code 179 (W.D.611C806)
Code 130 (W.D.612B1543)
Code 155 (W.D.625A631)
Engine - Spec T - R
*141D726 Carburetor (Gas)
*405A1413 Housing Assy.
309P196 Hi-Temp. Cut-Off Switch
309A195 Hi-Temp. Switch Bracket
508A126 Hi-Temp. Switch
Insulating Washer (2)
508A127 Hi-Temp. Switch
Insulating Bushing
332A876 Hi-Temp. Switch
Terminal

7.5JB-3CR/6428T

Generator - 705JB/234
Control - Code 201 (W.D.611C863)
Code 155 (W.D.625A631)
Engine - Spec T - R
*141D726 Carburetor (Gas)
309P196 Hi-Temp. Cut-Off Switch
309A195 Hi-Temp. Switch Bracket
508A126 Hi-Temp. Switch
Insulating Washer (2)
508A127 Hi-Temp. Switch
Insulating Bushing
332A876 Hi-Temp. Switch
Terminal

7.5JB-3CR/6485T

Generator - 705JB3N4C
Control - Code 179 (W.D.611C806)
Code 130 (W.D.612B1543)
Code 155 (W.D.625A631)

7.5JB-3CR/6485T (Continued)

Generator - 705JB3N4C
Control - Code 179 (W.D.611C806)
Code 130 (W.D.612B1543)
Code 155 (W.D.625A631)
Engine - Spec T - R
*159A820 Fuel Tank Assy.
*405A1715 Housing Assy.
155P360 Muffler
140A78 Muffler Mtg. Band (2)
155A951 Flex. Exhaust Tube

7.5JB-3CR/7437T

Generator - 705JB3N1C
Control - Code 234 (W.D.611C976)
Code 130 (W.D.612B1543)
Code 146 (W.D.625A429)
301C1554 Control Box Panel
Engine - Spec T - R
*405A1773 Housing Assy.
*159A820 Fuel Tank Assy.

7.5JB-3CR/8002T

Generator - 705JB3N4C
Control - Code 208 (W.D.611C883)
Code 130 (W.D.612B1543)
Code 155 (W.D.625A631)
Engine - Spec T - R
*141D726 Carburetor (Gas)
*405A1413 Housing Assy.

7.5JB-3CR/8457T

Generator - 705JB3N4C
Control - Code 180 (W.D.611C807)
Code 155 (W.D.625A631)
Engine - Spec T - R
Vacu-Flo Cooled

7.5JB-3CR/8505T

Generator - 705JB3N4C
Control - Code 180 (W.D.611C807)
Code 155 (W.D.625A631)
Engine - Spec T - R
Vacu-Flo Cooled
*141D726 Carburetor (Gas)
309P196 Hi-Temp. Cut-Off Switch
309A195 Hi-Temp. Switch Bracket
508A126 Hi-Temp. Switch
Insulating Washer (2)
508A127 Hi-Temp. Switch
Insulating Bushing
332A876 Hi-Temp. Switch
Terminal

7.5JB-3CR/8525T

Generator - 705JB3N4C
Control - Code 180 (W.D.611C807)
Code 155 (W.D.625A631)
Engine - Spec T - R
Vacu-Flo Cooled
*141D718 Carburetor (Gas-Gaso)

7.5JB-3CR/8557T

Generator - 705JB3N4C
Control - Code 272 (W.D.611C1034)
Code 155 (W.D.625A631)

* - Refer to Accessory Section for Component Parts.

MODEL DATA SECTION

111

7.5JB-3CR/8557T (Continued)

Engine - Spec T - R
 Vacu-Flo Cooled
 *141D726 Carburetor (Gas)
 110B1740 Cylinder Head
 502P82 Nipple (Hex) - Cylinder Head
 148P367 Vacuum Switch
 502-53 Vacuum Switch Elbow
 502-46 Vacuum Switch Nipple
 502-51 Vacuum Switch Coupling

7.5JB-3CR/8582T

Generator - 705JB3N4C
 Control - Code 179 (W.D.611C806)
 Code 155 (W.D.625A631)
 Engine - Spec T - R
 Vacu-Flo Cooled
 309P196 Hi-Temp. Cut-Off Switch
 309A195 Hi-Temp. Switch Bracket
 508A126 Hi-Temp. Switch
 Insulating Washer (2)
 508A127 Hi-Temp. Switch
 Insulating Bushing
 332A876 Hi-Temp. Switch
 Terminal

7.5JB-3CR/9058T

Generator - 705JB3N4C
 Control - Code 179 (W.D.611C806)
 Code 155 (W.D.625A631)
 Engine - Spec T - R
 Vacu-Flo Cooled
 *159B970 Reservoir Tank Assy.

7.5JB-3CR/9549T

Generator - 705JB3N4C
 Control - Code 179 (W.D.611C806)
 Code 139 (W.D.625A23)
 Code 155 (W.D.625A631)
 Engine - Spec T - R
 *141D718 Carburetor (Gas-Gaso)
 +102B620 Oil Base
 Oil Base Heater - Refer to Oil Base
 Oil Level Maintainer Kit - Refer to Oil Base

7.5JB-3CR/9592T

Generator - 705JB3N4C
 Control - Code 180 (W.D.611C807)
 Code 155 (W.D.625A631)
 Engine - Spec T - R
 *141D726 Carburetor (Gas)
 *403A833 Skid Base Assy.
 134D1804 Air Outlet Duct

7.5JB-3CR/9605T

Generator - 705JB3N4C
 Control - Code 179 (W.D.611C806)
 Code 130 (W.D.612B1543)
 Code 139 (W.D.625A23)
 Code 155 (W.D.625A631)
 Engine - Spec T - R
 *141D726 Carburetor (Gas)
 *405A1715 Housing Assy.
 +102B620 Oil Base

7.5JB-3CR/9605T (Continued)

Oil Base Heater - Refer to Oil Base
 Oil Level Maintainer Kit - Refer to Oil Base
 155P360 Muffler
 140A78 Muffler Mtg. Band (2)
 155A951 Flex. Exhaust Tube

7.5JB-3CR/9716T

Generator - 705JB/234
 Control - Code 201 (W.D.611C863)
 Code 155 (W.D.625A631)
 Engine - Spec T - R
 Vacu-Flo Cooled
 *141D726 Carburetor (Gas)
 +102B620 Oil Base
 Oil Base Heater - Refer to Oil Base
 Oil Level Maintainer Kit - Refer to Oil Base
 309P196 Hi-Temp. Cut-Off Switch
 309A195 Hi-Temp. Switch Bracket
 508A126 Hi-Temp. Switch
 Insulating Washer (2)
 508A127 Hi-Temp. Switch
 Insulating Bushing
 332A876 Hi-Temp. Switch
 Terminal

7.5JB-3CR/9755T

Generator - 705JB3N4C
 Control - Code 179 (W.D.611C806)
 Code 139 (W.D.625A23)
 Code 155 (W.D.625A631)
 Engine - Spec T - R
 *141D726 Carburetor (Gas)
 134D1804 Air Outlet Duct
 +102B620 Oil Base
 Oil Base Heater - Refer to Oil Base
 Oil Level Maintainer Kit - Refer to Oil Base

7.5JB-3CR/9837T

Generator - 705JB3N4C
 Control - Code 180 (W.D.611C807)
 Code 155 (W.D.625A631)
 Engine - Spec T - R
 +102B620 Oil Base
 Oil Base Heater - Refer to Oil Base
 Oil Level Maintainer Kit - Refer to Oil Base
 309P206 Hi-Temp. Cut-Off Switch
 309A195 Hi-Temp. Switch Bracket
 508A126 Hi-Temp. Switch
 Insulating Washer (2)
 508A127 Hi-Temp. Switch
 Insulating Bushing
 332A876 Hi-Temp. Switch
 Terminal

7.5JB-3CR/9863T

Generator - 705JB3N4C

7.5JB-3CR/9863T (Continued)

Control - Code 179 (W.D.611C806)
 Code 155 (W.D.625A631)
 Engine - Spec T - R
 Vacu-Flo Cooled
 *141D718 Carburetor (Gas-Gaso)
 +102B620 Oil Base
 Oil Base Heater - Refer to Oil Base
 Oil Level Maintainer Kit - Refer to Oil Base

7.5JB-3CR/9922T

Generator - 705JB3N4C
 Control - Code 179 (W.D.611C806)
 Code 130 (W.D.612B1543)
 Code 155 (W.D.625A631)
 Engine - Spec T - R
 *405A1416 Housing Assy. - NOTE:
 Uses #134D1811 Air
 Shutter Assy.
 *159A820 Fuel Tank Assy.
 *140K677 Oil Bath Air Cleaner
 Kit - NOTE: Uses
 #503A576 Air Cleaner
 Hose

7.5JB-3CR/9964T

Generator - 705JB3N4C
 Control - Code 180 (W.D.611C807)
 Code 130 (W.D.612B1543)
 Code 139 (W.D.625A23)
 Code 155 (W.D.625A631)
 Engine - Spec T - R
 *141D726 Carburetor (Gas)
 *405A1715 Housing Assy.
 +102B620 Oil Base
 Oil Base Heater - Refer to Oil Base
 Oil Level Maintainer Kit - Refer to Oil Base
 155P360 Muffler
 140A78 Muffler Mtg. Band (2)
 155A951 Flex. Exhaust Tube

7.5JB-3CR/9991T

Generator - 705JB3N4C
 231E112 Engine to Generator
 Adapter
 Control - Code 180 (W.D.611C807)
 Code 155 (W.D.625A631)
 Engine - Spec T - R
 Vacu-Flo Cooled

7.5JB-3CR/10049T

Generator - 705JB3N4C
 Control - Code 267 (W.D.611C1012)
 Code 155 (W.D.625A631)
 Engine - Spec T - R
 Vacu-Flo Cooled
 *141D726 Carburetor (Gas)
 +102B620 Oil Base
 Oil Base Heater - Refer to Oil Base
 Oil Level Maintainer Kit - Refer to Oil Base

* - Refer to Accessory Section for Component Parts.
 + - See Engine Section for Optional Call Outs.

MODEL DATA SECTION

7.5JB-3CR/10049T (Continued)

166B382 Ignition Coil
 166B389 Ignition Coil Mtg. Bracket
 503-465 Ignition Coil Clamp
 167-215 Spark Plug (2)
 167A1473 Spark Plug Cable (2)
 337A71 Ignition Coil Ground Strap

7.5JB-3CR/10132T

Generator - 705JB3N4C
 Control - Code 180 (W.D.611C807)
 Code 130 (W.D.612B1543)
 Code 139 (W.D.625A23)
 Code 155 (W.D.625A631)
 Engine - Spec T - R
 *141D726 Carburetor (Gas)
 *405A1416 Housing Assy. - NOTE:
 Uses #134D1811 Air
 Shutter Assy.
 +102B620 Oil Base
 Oil Base Heater - Refer to Oil Base
 Oil Level Maintainer Kit -
 Refer to Oil Base
 309P196 Hi-Temp. Cut-Off Switch
 309A195 Hi-Temp. Switch Bracket
 508A126 Hi-Temp. Switch
 Insulating Washer (2)
 508A127 Hi-Temp. Switch
 Insulating Bushing
 332A876 Hi-Temp. Switch
 Terminal

7.5JB-3CR/10195T

Generator - 705JB/448
 333P59 Spacer Heater
 309P128 Space Heater Thermostat
 332A333 Space Heater Terminal Block
 332A499 Space Heater Block
 Marker
 Control - Code 180 (W.D.611C807)
 Code 139 (W.D.625A23)
 Code 155 (W.D.625A631)
 Engine - Spec T - R
 Vacu-Flo Cooled
 *141D718 Carburetor (Gas-Gaso)
 +102B620 Oil Base
 Oil Base Heater - Refer to Oil Base
 Oil Level Maintainer Kit -
 Refer to Oil Base
 309P196 Hi-Temp. Cut-Off Switch
 309A195 Hi-Temp. Switch Bracket
 508A126 Hi-Temp. Switch
 Insulating Washer (2)
 508A127 Hi-Temp. Switch
 Insulating Bushing
 332A876 Hi-Temp. Switch
 Terminal

7.5JB-3CR/10214T

Generator - 705JB3N4C
 Control - Code 180 (W.D.611C807)

7.5JB-3CR/10214T (Continued)

Code 130 (W.D.612B1543)
 Code 139 (W.D.625A23)
 Code 155 (W.D.625A631)
 Engine - Spec T - R
 *141D718 Carburetor (Gas-Gaso)
 *159A820 Fuel Tank Assy.
 *405A1413 Housing Assy.
 +102B620 Oil Base
 Oil Base Heater - Refer to Oil Base
 Oil Level Maintainer Kit -
 Refer to Oil Base

7.5JB-3CR/10218T

Generator - 705JB3N4C
 Control - Code 180 (W.D.611C807)
 Code 130 (W.D.612B1543)
 Code 139 (W.D.625A23)
 Code 155 (W.D.625A631)
 Engine - Spec T - R
 *141D726 Carburetor (Gas)
 *405A1413 Housing Assy.
 +102B620 Oil Base
 Oil Base Heater - Refer to Oil Base
 Oil Level Maintainer Kit -
 Refer to Oil Base
 309P196 Hi-Temp. Cut-Off Switch
 309A195 Hi-Temp. Switch Bracket
 508A126 Hi-Temp. Switch
 Insulating Washer (2)
 508A127 Hi-Temp. Switch
 Insulating Bushing
 332A876 Hi-Temp. Switch
 Terminal

7.5JB-3CR/10243T

Generator - 705JB3N4C
 Control - Code 179 (W.D.611C806)
 Code 139 (W.D.625A23)
 Code 155 (W.D.625A631)
 Engine - Spec T - R
 *159B970 Reservoir Tank Assy.
 +102B620 Oil Base
 Oil Base Heater - Refer to Oil Base
 Oil Level Maintainer Kit -
 Refer to Oil Base
 134C1843 Cylinder Air Housing
 Cover (Top)

7.5JB-3CR/10244T

Generator - 705JB3N4C
 Control - Code 179 (W.D.611C806)
 Code 130 (W.D.612B1543)
 Code 139 (W.D.625A23)
 Code 155 (W.D.625A631)
 Engine - Spec T - R
 *405A1715 Housing Assy.
 *159B970 Reservoir Tank Assy.
 +102B620 Oil Base
 Oil Base Heater - Refer to Oil Base
 Oil Level Maintainer Kit -
 Refer to Oil Base

7.5JB-3CR/10244T (Continued)

134C1843 Cylinder Air Housing
 Cover (Top)
 155P360 Muffler
 140A78 Muffler Mtg. Band (2)
 155A951 Flex. Exhaust Tube

7.5JB-3CR/10258T

Generator - 705JB3N4C
 Control - Code 179 (W.D.611C806)
 Code 139 (W.D.625A23)
 Code 155 (W.D.625A631)
 Engine - Spec T - R
 +102B620 Oil Base
 Oil Base Heater - Refer to Oil Base
 Oil Level Maintainer Kit -
 Refer to Oil Base
 134D1804 Air Outlet Duct

7.5JB-3CR/10259T

Generator - 705JB3N4C
 Control - Code 180 (W.D.611C807)
 Code 139 (W.D.625A23)
 Code 155 (W.D.625A631)
 Engine - Spec T - R
 Vacu-Flo Cooled
 *141D718 Carburetor (Gas-Gaso)
 +102D620 Oil Base
 Oil Base Heater - Refer to Oil Base
 Oil Level Maintainer Kit -
 Refer to Oil Base

7.5JB-3CR/10640T

Generator - 705JB3N4C
 Control - Code 180 (W.D.611C807)
 Code 155 (W.D.625A631)
 Engine - Spec T - R
 Vacu-Flo Cooled
 *140K677 Oil Bath Air Cleaner
 Kit
 309P196 Hi-Temp. Cut-Off Switch
 309A195 Hi-Temp. Switch Bracket
 508A126 Hi-Temp. Switch
 Insulating Washer (2)
 508A127 Hi-Temp. Switch
 Insulating Bushing
 332A876 Hi-Temp. Switch
 Terminal

7.5JB-3CR/10662T

Generator - 705JB3N4C
 Control - Code 180 (W.D.611C807)
 Code 139 (W.D.625A23)
 Code 155 (W.D.625A631)
 Engine - Spec T - R
 +102B620 Oil Base
 Oil Base Heater - Refer to Oil Base
 Oil Level Maintainer Kit -
 Refer to Oil Base

7.5JB-3CR/10753T

Generator - 705JB3N4C

* - Refer to Accessory Section for Component Parts.
 + - See Engine Section for Optional Call Outs.

MODEL DATA SECTION

113

7.5JB-3CR/10753T (Continued)

Control - Code 180 (W.D.611C807)
Code 130 (W.D.612B1543)
Code 139 (W.D.625A23)
Code 155 (W.D.625A631)
Engine - Spec T - R
*141D726 Carburetor (Gas)
*405A1715 Housing Assy.
+102B620 Oil Base
Oil Base Heater - Refer to Oil Base
Oil Level Maintainer Kit - Refer to Oil Base
155P360 Muffler
140A78 Muffler Mtg. Band (2)
155A951 Flex. Exhaust Tube
309P196 Hi-Temp. Cut-Off Switch
309A195 Hi-Temp. Switch Bracket
508A126 Hi-Temp. Switch
Insulating Washer (2)
508A127 Hi-Temp. Switch
Insulating Bushing
332A876 Hi-Temp. Switch
Terminal

7.5JB-3CR/10930T

Generator - 705JB3N4C
Control - Code 180 (W.D.611C807)
Code 155 (W.D.625A631)
Engine - Spec T - R
Vacu-Flo Cooled
*140K677 Oil Bath Air Cleaner
Kit

7.5JB-3CR/11131T

Generator - 705JB/234
Control - Code 189 (W.D.611C841)
Code 139 (W.D.625A23)
Code 155 (W.D.625A631)
Engine - Spec T - R
Vacu-Flo Cooled
*403A833 Skid Base Assy.
+102B620 Oil Base
Oil Base Heater - Refer to Oil Base
Oil Level Maintainer Kit - Refer to Oil Base
166B382 Ignition Coil
166B389 Ignition Coil Mtg. Bracket
503-465 Ignition Coil Clamp
337A71 Ignition Coil Ground Strap
167A1473 Spark Plug Cable (2)
167-215 Spark Plug (2)
309P206 Hi-Temp. Cut-Off Switch
309A195 Hi-Temp. Switch Bracket
508A126 Hi-Temp. Switch
Insulating Washer (2)
508A127 Hi-Temp. Switch
Insulating Bushing
332A876 Hi-Temp. Switch
Terminal

7.5JB-3CR31/2539T

Generator - 705JB3N4C

7.5JB-3CR31/2539T (Continued)

Control - Code 214 (W.D.611C906)
Code 155 (W.D.625A631)
Engine - Spec T - R
*141D726 Carburetor (Gas)
134D1804 Air Outlet Duct
307B845 Start Solenoid
306A196 Start Solenoid Bracket
307P312 Supply Line Fuel
Solenoid Valve - Electric
149P558 Supply Line Fuel
Strainer

7.5JB-3CR31/9286T

Generator - 705JB3N4C
Control - Code 281 (W.D.611C1069)
Code 155 (W.D.625A631)
Engine - Spec T - R
*141D726 Carburetor (Gas)
307B845 Start Solenoid
306A196 Start Solenoid Bracket
307P312 Supply Line Fuel
Solenoid Valve - Electric
149P558 Supply Line Fuel
Strainer
309P206 Hi-Temp. Cut-Off Switch
309A195 Hi-Temp. Switch Bracket
508A126 Hi-Temp. Switch
Insulating Washer (2)
508A127 Hi-Temp. Switch
Insulating Bushing
332A876 Hi-Temp. Switch
Terminal

7.5JB-3CR31/9552T

Generator - 705JB/234
Control - Code 231 (W.D.611C954)
Code 155 (W.D.625A631)
Engine - Spec T - R
Vacu-Flo Cooled
*141D726 Carburetor (Gas)
307B845 Start Solenoid
306A196 Start Solenoid Bracket
307P312 Supply Line Fuel
Solenoid Valve - Electric
149P558 Supply Line Fuel
Strainer
309P206 Hi-Temp. Cut-Off Switch
309A195 Hi-Temp. Switch Bracket
508A126 Hi-Temp. Switch
Insulating Washer (2)
508A127 Hi-Temp. Switch
Insulating Bushing
332A876 Hi-Temp. Switch
Terminal

7.5JB-3CR31/9639T

Generator - 705JB/234
Control - Code 231 (W.D.611C954)
Code 155 (W.D.625A631)
Engine - Spec T - R
*141D726 Carburetor (Gas)
307B845 Start Solenoid

7.5JB-3CR31/9639T

306A196 Start Solenoid Bracket
307P312 Supply Line Fuel
Solenoid Valve - Electric
149P558 Supply Line Fuel
Strainer
309P206 Hi-Temp. Cut-Off Switch
309A195 Hi-Temp. Switch Bracket
508A126 Hi-Temp. Switch
Insulating Washer (2)
508A127 Hi-Temp. Switch
Insulating Bushing
332A876 Hi-Temp. Switch
Terminal

7.5JB-3CR31/9904T

Generator - 705JB3N4C
Control - Code 281 (W.D.611C1069)
Code 155 (W.D.625A631)
Engine - Spec T - R
*141D726 Carburetor (Gas)
134D1804 Air Outlet Duct
307B845 Start Solenoid
306A196 Start Solenoid Bracket
307P312 Supply Line Fuel
Solenoid Valve - Electric
149P558 Supply Line Fuel
Strainer
309P206 Hi-Temp. Cut-Off Switch
309A195 Hi-Temp. Switch Bracket
508A126 Hi-Temp. Switch
Insulating Washer (2)
508A127 Hi-Temp. Switch
Insulating Bushing
332A876 Hi-Temp. Switch
Terminal

7.5JB-3R/1092T

Generator - 705JB3N4C
Control - Code 179 (W.D.611C806)
Code 130 (W.D.612B1543)
Code 133 (W.D.612B1786)
Code 155 (W.D.625A631)
Engine - Spec T - R
*405A1414 Housing Assy.
*159A820 Fuel Tank Assy.

7.5JB-3R/8375T

Generator - 705JB3N4C
Control - Code 179 (W.D.611C806)
Code 130 (W.D.612B1543)
Code 132 (W.D.612B1559)
Code 155 (W.D.625A631)
Engine - Spec T - R
*405A1414 Housing Assy.
*159A820 Fuel Tank Assy.

7.5JB-3R/9756T

Generator - 705JB/234
Control - Code 201 (W.D.611C863)
Code 130 (W.D.612B1543)
Code 132 (W.D.612B1559)
Code 155 (W.D.625A631)
Engine - Spec T - R

* - Refer to Accessory Section for Component Parts.
+ - See Engine Section for Optional Call Outs.

MODEL DATA SECTION

7.5JB-3R/9756T (Continued)

*405A1414 Housing Assy.
*159A820 Fuel Tank Assy.

7.5JB-3R/9768T

Generator - 705JB3N4C
Control - Code 180 (W.D.611C807)
Code 130 (W.D.612B1543)
Code 132 (W.D.612B1559)
Code 155 (W.D.625A631)
Engine - Spec T - R
*405A1414 Housing Assy.
*159A820 Fuel Tank Assy.

7.5JB-3R/10929T

Generator - 705JB/466
Control - Code 189 (W.D.611C841)
Code 130 (W.D.612B1543)
Code 286 (W.D.612B3503)
Code 139 (W.D.625A23)
Code 156 (W.D.625A635)
Engine - Spec T - R
*141D718 Carburetor (Gas-Gaso)
*405A1414 Housing Assy.
+102B620 Oil Base
Oil Base Heater - Refer to Oil Base
Oil Level Maintainer Kit -
Refer to Oil Base
309P196 Hi-Temp. Cut-Off Switch
309A195 Hi-Temp. Switch Bracket
508A126 Hi-Temp. Switch
Insulating Washer (2)
508A127 Hi-Temp. Switch
Insulating Bushing
332A876 Hi-Temp. Switch
Terminal

7.5JB-4R/1047T

Generator - 705JB4N4C
Control - Code 179 (W.D.611C806)
Code 128 (W.D.612B1486)
Code 130 (W.D.612B1543)
Code 155 (W.D.625A631)
Engine - Spec T - R
*141D718 Carburetor (Gas-Gaso)
*405A1414 Housing Assy.

7.5JB-4R/1075T

Generator - 705JB4N4C
Control - Code 179 (W.D.611C806)
Code 130 (W.D.612B1543)
Code 155 (W.D.625A631)
Engine - Spec T - R
*141D726 Carburetor (Gas)
*405A1413 Housing Assy.

7.5JB-4R/1092T

Generator - 705JB4N4C
Control - Code 179 (W.D.611C806)
Code 128 (W.D.612B1486)
Code 130 (W.D.612B1543)
Code 155 (W.D.625A631)
Engine - Spec T - R
*159A820 Fuel Tank Assy.
*405A1414 Housing Assy.

7.5JB-4R/1983T

Generator - 705JB4N4C
Control - Code 180 (W.D.611C807)
Code 155 (W.D.625A631)
Engine - Spec T - R
*141D726 Carburetor (Gas)

7.5JB-4R/2198T

Generator - 705JB4N4C
Control - Code 180 (W.D.611C807)
Code 155 (W.D.625A631)
Engine - Spec T - R
309P196 Hi-Temp. Cut-Off Switch
309A195 Hi-Temp. Switch Bracket
508A126 Hi-Temp. Switch
Insulating Washer (2)
508A127 Hi-Temp. Switch
Insulating Bushing
332A876 Hi-Temp. Switch
Terminal

7.5JB-4R/2442T

Generator - 705JB4N4C
Control - Code 179 (W.D.611C806)
Code 155 (W.D.625A631)
Engine - Spec T - R
*141D718 Carburetor (Gas-Gaso)
134D1804 Air Outlet Duct

7.5JB-4R/2896T

Generator - 705JB4N4C
Control - Code 180 (W.D.611C807)
Code 155 (W.D.625A631)
Engine - Spec T - R
*141D726 Carburetor (Gas)
309P196 Hi-Temp. Cut-Off Switch
309A195 Hi-Temp. Switch Bracket
508A126 Hi-Temp. Switch
Insulating Washer (2)
508A127 Hi-Temp. Switch
Insulating Bushing
332A876 Hi-Temp. Switch
Terminal

7.5JB-4R/3195T

Generator - 705JB4N4C
Control - Code 179 (W.D.611C806)
Code 155 (W.D.625A631)
Engine - Spec T - R
*141D726 Carburetor (Gas)
309P196 Hi-Temp. Cut-Off Switch
309A195 Hi-Temp. Switch Bracket
508A126 Hi-Temp. Switch
Insulating Washer (2)
508A127 Hi-Temp. Switch
Insulating Bushing
332A876 Hi-Temp. Switch
Terminal

7.5JB-4R/5299T

Generator - 705JB4N4C
Control - Code 265 (W.D.611C1003)
Code 155 (W.D.625A631)
Engine - Spec T - R
*141D726 Carburetor (Gas)
134D1804 Air Outlet Duct

7.5JB-4R/5299T (Continued)

309P206 Hi-Temp. Cut-Off Switch
309A195 Hi-Temp. Switch Bracket
508A126 Hi-Temp. Switch
Insulating Washer (2)
508A127 Hi-Temp. Switch
Insulating Bushing
332A876 Hi-Temp. Switch
Terminal

7.5JB-4R/5841T

Generator - 705JB4N4C
Control - Code 180 (W.D.611C807)
Code 128 (W.D.612B1486)
Code 130 (W.D.612B1543)
Code 155 (W.D.625A631)
Engine - Spec T - R
*141D726 Carburetor (Gas)
*405A1414 Housing Assy.
309P196 Hi-Temp. Cut-Off Switch
309A195 Hi-Temp. Switch Bracket
508A126 Hi-Temp. Switch
Insulating Washer (2)
508A127 Hi-Temp. Switch
Insulating Bushing
332A876 Hi-Temp. Switch
Terminal

7.5JB-4R/6286T

Generator - 705JB4N4C
Control - Code 179 (W.D.611C806)
Code 155 (W.D.625A631)
Engine - Spec T - R
*141D726 Carburetor (Gas)
*134D1811 Air Shutter Assy.
309P196 Hi-Temp. Cut-Off Switch
309A195 Hi-Temp. Switch Bracket
508A126 Hi-Temp. Switch
Insulating Washer (2)
508A127 Hi-Temp. Switch
Insulating Bushing
332A876 Hi-Temp. Switch
Terminal

7.5JB-4R/8347T

Generator - 705JB4N4C
Control - Code 179 (W.D.611C806)
Code 155 (W.D.625A631)
Engine - Spec T - R
*403A833 Skid Base Assy.

7.5JB-4R/8505T

Generator - 705JB4N4C
Control - Code 180 (W.D.611C807)
Code 155 (W.D.625A631)
Engine - Spec T - R
Vacu-Flo Cooled
*141D726 Carburetor (Gas)
309P196 Hi-Temp. Cut-Off Switch
309A195 Hi-Temp. Switch Bracket
508A126 Hi-Temp. Switch
Insulating Washer (2)
508A127 Hi-Temp. Switch
Insulating Bushing
332A876 Hi-Temp. Switch
Terminal

* - Refer to Accessory Section for Component Parts.

+ - See Engine Section for Optional Call Outs.

MODEL DATA SECTION

115

7.5JB-4R/8561T

Generator - 705JB4N4C
Control - Code 180 (W.D.611C807)
Code 155 (W.D.625A631)
Engine - Spec T - R
Vacu-Flo Cooled
*141D718 Carburetor (Gas-Gaso)
309P196 Hi-Temp. Cut-Off Switch
309A195 Hi-Temp. Switch Bracket
508A126 Hi-Temp. Switch
Insulating Washer (2)
508A127 Hi-Temp. Switch
Insulating Bushing
332A876 Hi-Temp. Switch
Terminal

7.5JB-4R/8721T

Generator - 705JB4N4C
Control - Code 265 (W.D.611C1003)
Code 155 (W.D.625A631)
Engine - Spec T - R
Vacu-Flo Cooled
*141D726 Carburetor (Gas)
309P206 Hi-Temp. Cut-Off Switch
309A195 Hi-Temp. Switch Bracket
508A126 Hi-Temp. Switch
Insulating Washer (2)
508A127 Hi-Temp. Switch
Insulating Bushing
332A876 Hi-Temp. Switch
Terminal

7.5JB-4R/8744T

Generator - 705JB4N4C
Control - Code 272 (W.D.611C1034)
Code 155 (W.D.625A631)
Engine - Spec T - R
*141D726 Carburetor (Gas)
134D1804 Air Outlet Duct
110B1740 Cylinder Head
502P82 Nipple (Hex) - Cylinder
Head
148P367 Vacuum Switch
502-53 Vacuum Switch Elbow
502-46 Vacuum Switch Nipple
502-51 Vacuum Switch Coupling

7.5JB-4R/8747T

Generator - 705JB4N4C
Control - Code 179 (W.D.611C806)
Code 155 (W.D.625A631)
Engine - Spec T - R
Vacu-Flo Cooled
*141D726 Carburetor (Gas)
309P196 Hi-Temp. Cut-Off Switch
309A195 Hi-Temp. Switch Bracket
508A126 Hi-Temp. Switch
Insulating Washer (2)
508A127 Hi-Temp. Switch
Insulating Bushing
332A876 Hi-Temp. Switch
Terminal

7.5JB-4R/9058T

Generator - 705JB4N4C
Control - Code 179 (W.D.611C806)
Code 155 (W.D.625A631)

7.5JB-4R/9058T (Continued)

Engine - Spec T - R
Vacu-Flo Cooled
*159B970 Reservoir Tank Assy.

7.5JB-4R/9549T

Generator - 705JB4N4C
Control - Code 179 (W.D.611C806)
Code 139 (W.D.625A23)
Code 155 (W.D.625A631)
Engine - Spec T - R
*141D718 Carburetor (Gas-Gaso)
+102B620 Oil Base
Oil Base Heater - Refer to Oil
Base
Oil Level Maintainer Kit -
Refer to Oil Base

7.5JB-4R/9574T

Generator - 705JB4N4C
Control - Code 179 (W.D.611C806)
Code 130 (W.D.612B1543)
Code 139 (W.D.625A23)
Code 155 (W.D.625A631)
Engine - Spec T - R
*141D726 Carburetor (Gas)
*405A1413 Housing Assy.
+102B620 Oil Base
Oil Base Heater - Refer to Oil
Base
Oil Level Maintainer Kit -
Refer to Oil Base

7.5JB-4R/9605T

Generator - 705JB4N4C
Control - Code 179 (W.D.611C806)
Code 130 (W.D.612B1543)
Code 139 (W.D.625A23)
Code 155 (W.D.625A631)
Engine - Spec T - R
*141D726 Carburetor (Gas)
*405A1715 Housing Assy.
+102B620 Oil Base
Oil Base Heater - Refer to Oil
Base
Oil Level Maintainer Kit -
Refer to Oil Base
155P360 Muffler
140A78 Muffler Mtg. Band (2)
155A951 Flex. Exhaust Tube

7.5JB-4R/9901T

Generator - 705JB4N4C
Control - Code 180 (W.D.611C807)
Code 155 (W.D.625A631)
Engine - Spec T - R
*141D726 Carburetor (Gas)
*403A833 Skid Base Assy.
309P196 Hi-Temp. Cut-Off Switch
309A195 Hi-Temp. Switch Bracket
508A126 Hi-Temp. Switch
Insulating Washer (2)
508A127 Hi-Temp. Switch
Insulating Bushing
332A876 Hi-Temp. Switch
Terminal

7.5JB-4R/10132T

Generator - 705JB4N4C
Control - Code 180 (W.D.611C807)
Code 130 (W.D.612B1543)
Code 139 (W.D.625A23)
Code 155 (W.D.625A631)
Engine - Spec T - R
*141D726 Carburetor (Gas)
*405A1416 Housing Assy. - NOTE:
Uses #134D1811 Air
Shutter Assembly
+102B620 Oil Base
Oil Base Heater - Refer to Oil
Base
Oil Level Maintainer Kit -
Refer to Oil Base
309P196 Hi-Temp. Cut-Off Switch
309A195 Hi-Temp. Switch Bracket
508A126 Hi-Temp. Switch
Insulating Washer (2)
508A127 Hi-Temp. Switch
Insulating Bushing
332A876 Hi-Temp. Switch
Terminal

7.5JB-4R/11147T

Generator - 705JB4N4C
Control - Code 179 (W.D.612C806)
Code 155 (W.D.625A631)
Engine - Spec T - R
Vacu-Flo Cooled
*141D726 Carburetor (Gas)
*403A833 Skid Base Assy.

7.5JB-4R/11181T

Generator - 705JB/209
Control - Code 282 (W.D.611C1084)
Code 155 (W.D.625A631)
Engine - Spec T - R
Vacu-Flo Cooled
*141D726 Carburetor (Gas)

7.5JB-4R/11214T

Generator - 705JB4N4C
Control - Code 208 (W.D.611C883)
Code 155 (W.D.625A631)
Engine - Spec T - R
Vacu-Flo Cooled
*141D718 Carburetor (Gas-Gaso)

7.5JB-4R/11248T

Generator - 705JB4N4C
Control - Code 179 (W.D.611C806)
Code 139 (W.D.625A23)
Code 155 (W.D.625A631)
Engine - Spec T - R
*141D726 Carburetor (Gas)
*403A833 Skid Base Assy.
+102B620 Oil Base
Oil Base Heater - Refer to Oil
Base
Oil Level Maintainer Kit -
Refer to Oil Base

7.5JB-4XR/1075T

Generator - 705JB4XN1C

* - Refer to Accessory Section for Component Parts.
+ - See Engine Section for Optional Call Outs.

MODEL DATA SECTION

7.5JB-4XR/1075T (Continued)

Control - Code 179 (W.D.611C806)
Code 130 (W.D.612B1543)
Code 155 (W.D.625A631)

Engine - Spec T - R
*141D726 Carburetor (Gas)
*405A1413 Housing Assy.

7.5JB-4XR/1983T

Generator - 705JB4XN1C
Control - Code 180 (W.D.611C807)
Code 146 (W.D.625A429)

Engine - Spec T - R
*141D726 Carburetor (Gas)

7.5JB-4XR/2442T

Generator - 705JB4XN1C
Control - Code 179 (W.D.611C806)
Code 146 (W.D.625A429)

Engine - Spec T - R
*141D718 Carburetor (Gas-Gaso)
134D1804 Air Outlet Duct

7.5JB-4XR/2701T

Generator - 705JB4XN1C
Control - Code 180 (W.D.611C807)
Code 146 (W.D.625A429)

Engine - Spec T - R
134D1804 Air Outlet Duct
309P196 Hi-Temp. Cut-Off Switch
309A195 Hi-Temp. Switch Bracket
508A126 Hi-Temp. Switch
Insulating Washer (2)
508A127 Hi-Temp. Switch
Insulating Bushing
332A876 Hi-Temp. Switch
Terminal

7.5JB-4XR/5114T

Generator - 705JB4XN1C
Control - Code 180 (W.D.611C807)
Code 130 (W.D.612B1543)
Code 146 (W.D.625A429)

Engine - Spec T - R
*405A1413 Housing Assy.
*159A820 Fuel Tank Assy.
309P196 Hi-Temp. Cut-Off Switch
309A195 Hi-Temp. Switch Bracket
508A126 Hi-Temp. Switch
Insulating Washer (2)
508A127 Hi-Temp. Switch
Insulating Bushing
332A876 Hi-Temp. Switch
Terminal

7.5JB-4XR/5356T

Generator - 705JB4XN1C
Control - Code 179 (W.D.611C806)
Code 130 (W.D.612B1543)
Code 146 (W.D.625A429)

Engine - Spec T - R
*141D726 Carburetor (Gas)
*405A1715 Housing Assy.
155P360 Muffler
140A78 Muffler Mtg. Band (2)
155A951 Flex. Exhaust Tube

7.5JB-4XR/8511T

Generator - 705JB4XN1C
Control - Code 180 (W.D.611C807)
Code 146 (W.D.625A429)

Engine - Spec T - R
Vacu-Flo Cooled
*141D726 Carburetor (Gas)
*403A833 Skid Base Assy.
309P196 Hi-Temp. Cut-Off Switch
309A195 Hi-Temp. Switch Bracket
508A126 Hi-Temp. Switch
Insulating Washer (2)
508A127 Hi-Temp. Switch
Insulating Bushing
332A876 Hi-Temp. Switch
Terminal

7.5JB-4XR/9939T

Generator - 705JB4XN1C
Control - Code 180 (W.D.611C807)
Code 146 (W.D.625A429)

Engine - Spec T - R
*141D726 Carburetor (Gas)
+102B620 Oil Base
Oil Base Heater - Refer to Oil
Base
Oil Level Maintainer Kit -
Refer to Oil Base
134D1804 Air Outlet Duct
140C645 Air Cleaner Adapter
140P721 Air Cleaner
140P722 Air Cleaner Band (2)
140B720 Air Cleaner Mtg.
Bracket
503P419 Air Cleaner Elbow -
Rubber
503P365 Air Cleaner Hose
Clamp (3)
140B741 Air Cleaner Air Inlet
Tube
503-330 Air Cleaner Hose
140P723 Carb. Air Pre-Heater

7.5JB-4XR/10139T

Generator - 705JB4XN1C
Control - Code 265 (W.D.611C1003)
Code 146 (W.D.625A429)

Engine - Spec T - R
*141D718 Carburetor (Gas-Gaso)
309P206 Hi-Temp. Cut-Off Switch
309A195 Hi-Temp. Switch Bracket
508A126 Hi-Temp. Switch
Insulating Washer (2)
508A127 Hi-Temp. Switch
Insulating Bushing
332A876 Hi-Temp. Switch
Terminal

7.5JB-4XR/10176T

Generator - 705JB4XN1C
Control - Code 179 (W.D.611C806)
Code 130 (W.D.612B1543)
Code 139 (W.D.625A23)
Code 146 (W.D.625A429)

Engine - Spec T - R
*405A1715 Housing Assy.

7.5JB-4XR/10176T

+102B620 Oil Base
Oil Base Heater - Refer to Oil
Base
Oil Level Maintainer Kit -
Refer to Oil Base
155P360 Muffler
140A78 Muffler Mtg. Band (2)
155A951 Flex. Exhaust Tube

7.5JB-4XR/11412T

Generator - 705JB4XN1C
Control - Code 180 (W.D.611C807)
Code 146 (W.D.625A429)
Engine - Spec T - R
Vacu-Flo Cooled
*141D726 Carburetor (Gas)
*403A833 Skid Base Assy.

7.5JB-4XR31/9428T

Generator - 705JB4XN1C
Control - Code 217 (W.D.611C910)
Code 146 (W.D.625A429)
Engine - Spec T - R
*141D726 Carburetor (Gas)
134D1804 Air Outlet Duct
307B845 Start Solenoid
306A196 Start Solenoid Bracket
307P312 Supply Line Fuel
Solenoid Valve -
Electric
149P558 Supply Line Fuel
Strainer

7.5JB-4XR31/11327T

Generator - 705JB/148
Control - Code 283 (W.D.611C1085)
Code 146 (W.D.625A429)
Engine - Spec T - R
*141D726 Carburetor (Gas)
134D1804 Air Outlet Duct
309P206 Hi-Temp. Cut-Off Switch
309A195 Hi-Temp. Switch Bracket
508A126 Hi-Temp. Switch
Insulating Washer (2)
508A127 Hi-Temp. Switch
Insulating Bushing
332A876 Hi-Temp. Switch
Terminal
307P312 Supply Line Fuel
Solenoid Valve -
Electric
149P558 Supply Line Fuel
Strainer
307B845 Start Solenoid
306A196 Start Solenoid Bracket

7.5JB-5DR/1092T

Generator - 705JB5DN1C
Control - Code 179 (W.D.611C806)
Code 130 (W.D.612B1543)
Code 279 (W.D.612B1870)
Code 146 (W.D.625A429)
Engine - Spec T - R
*159A820 Fuel Tank Assy.
*405A1414 Housing Assy.

* - Refer to Accessory Section for Component Parts.
+ - See Engine Section for Optional Call Outs.

MODEL DATA SECTION

117

7.5JB-5DR/3615T

Generator - 705JB5DN1C
Control - Code 265 (W.D.611C1003)
Code 146 (W.D.625A429)
Engine - Spec T - R
134D1804 Air Outlet Duct
309P206 Hi-Temp. Cut-Off Switch
309A195 Hi-Temp. Switch Bracket
508A126 Hi-Temp. Switch
Insulating Washer (2)
508A127 Hi-Temp. Switch
Insulating Bushing
332A876 Hi-Temp. Switch
Terminal

7.5JB-5DR/9755T

Generator - 705JB5DN1C
Control - Code 179 (W.D.611C806)
Code 139 (W.D.625A23)
Code 146 (W.D.625A429)
Engine - Spec T - R
*141D726 Carburetor (Gas)
134D1804 Air Outlet Duct
+102B620 Oil Base
Oil Base Heater - Refer to Oil
Base
Oil Level Maintainer Kit -
Refer to Oil Base

7.5JB-5DR/9792T

Generator - 705JB/444
333P59 Space Heater
309P128 Space Heater Thermostat
332A333 Space Heater Terminal
Block
332A499 Space Heater Block
Marker
Control - Code 180 (W.D.611C807)
Code 130 (W.D.612B1543)
Code 284 (W.D.612B1556)
Code 146 (W.D.625A429)
Engine - Spec T - R
*405A1414 Housing Assy.
309P196 Hi-Temp. Cut-Off Switch
309A195 Hi-Temp. Switch Bracket
508A126 Hi-Temp. Switch
Insulating Washer (2)
508A127 Hi-Temp. Switch
Insulating Bushing
332A876 Hi-Temp. Switch
Terminal

7.5JB-5DR31/8400T

Generator - 705JB5DN1C
Control - Code 216 (W.D.611C909)
Code 146 (W.D.625A429)
Engine - Spec T - R
*141D726 Carburetor (Gas)
307B845 Start Solenoid
306A196 Start Solenoid Bracket
307P312 Supply Line Fuel
Solenoid Valve -
Electric
149P558 Supply Line Fuel
Strainer

7.5JB-7XR/9472T

Generator - 705JB/264
Control - Code 211 (W.D.611C898)
Code 255 (W.D.625A682)
Engine - Spec T - R
160A914 Coil & Poleshoe Assy.
160A927 Coil
160A697 Backplate & Poleshoe
160B877 Flywheel & Ring Gear
*191A443 Starter Motor - 24V
160C1115 Breaker Plate Assy.
160A263 Centrifugal Switch
Plunger Diaphragm
134C1908 Cylinder Air Housing
Cover (Top)
167-81 Spark Plug (2)
167A1430 Spark Plug Cable (2)
167A33 Spark Plug Cable Clip
(2)
309P206 Hi-Temp. Cut-Off Switch
309A195 Hi-Temp. Switch Bracket
508A126 Hi-Temp. Switch
Insulating Washer (2)
508A127 Hi-Temp. Switch
Insulating Bushing
332A876 Hi-Temp. Switch
Terminal

7.5JB-9XR/1T

Generator - 705JB9XN1C
Control - Code 179 (W.D.611C806)
Code 146 (W.D.625A429)
Engine - Spec T - R

7.5JB-99R/8663T

Generator - 705JB/201
Control - Code 241 (W.D.611C1004)
Code 257 (W.D.625A709)
Engine - Spec T - R
Vacu-Flo Cooled

* - Refer to Accessory Section for Component Parts.
+ - See Engine Section for Optional Call Outs.



GENERATOR SECTION

1

CONTAINS THE FOLLOWING-

GENERATOR MODELS FOR JB SERIES GENERATOR UNITS.

THIS SECTION IS DIVIDED INTO THREE PARTS AS FOLLOWS:

- * (1) REVOLVING ARMATURE TYPE GENERATOR
- (2) REVOLVING FIELD TYPE GENERATOR
- (3) STATIC EXCITER MODELS

GENERATOR MODELS ARE LISTED BY NUMBER, LETTER, SEQUENCE AND PARTS MOST OFTEN REQUIRED ARE LISTED IN COLUMNS ACROSS THE PAGE FROM EACH MODEL, STATIC EXCITER MODELS ARE LISTED IN COLUMNS ACROSS THE PAGE WITH PARTS LISTED ALPHABETICALLY DOWN THE PAGE. ALL REFERENCE MARKS APPEARING WITH ANY COLUMN, MODEL OR PART SHOULD BE CHECKED AGAINST THE CORRESPONDING FOOTNOTES. ANY PART REQUIRED BUT NOT LISTED HERE SHOULD BE REFERRED TO THE FACTORY ALONG WITH THE MODEL AND SERIAL NUMBER OF THE UNIT.

* - Special Note: Pages 2 and 3 have identical models listed but with different column headings. Page 3 is actually a continuation of Page 2. Explanation of symbols on page 4. Pages 5 and 6 have identical models listed but with different column headings. Page 5 is actually a continuation of page 4. Explanation of symbols on page 7.

GENERATOR SECTION

REVOLVING ARMATURE TYPE

GENERATOR DATA NO.	FRAME NO.	END BELL NO.	END BELL BAND NO.	BRUSH RIG ASSY. NO.	COLLECTOR RING BRUSH NO.	COMMUTATOR BRUSH NO.	ARMATURE ASSY. NO.	FIELD COIL ASSY. NO.	ARMATURE BEARING
4JB51C1C	210D347	211D97	234B255	212C293	† 214A56	† 214A61	201-1429	222-1639	510A47
4JB52C1A	210D347	211D97	234B2	212C225	† 214A50	† 214A61	201-1177	222A1591	510A47
4JB52C1B	210D347	211D97	234B2	212C294	† 214A50	† 214A61	201-1177	222A1591	510A47
4JB52C1C	210D347	211D97	234B255	212C294	† 214A50	† 214A61	201-1329	222-1639	510A47
4JB53C1A	210D347	211D98	234B5	212C224	† 214A62	† 214A30	201-1242	222A1591	510A47
4JB53C1C	210B347	211D98	234B256	212C295	† 214A56	† 214A61	201-1330	222-1639	510A47
4JB53C1B	210D347	211D98	234B5	212C298	† 214A56	† 214A61	201-1352	222A1591	510A47
4JB53NA4	210D347	211D98	234B5	212C224	† 214A62	† 214A30	201-1242	222-1623	510A47
4JB54C1C	210D347	211D98	234B256	212C298	† 214A56	† 214A61	201-1408	222-1639	510A47
4JB57C1A	210D347	211D98	234B5	212C234	† 214A56	† 214A61	201-1227	222A1591	510A47
4JB57C1B	210D347	211D98	234B5	212C298	† 214A56	† 214A61	201-1278	222A1591	510A47
4JB188	210D347	211D97	234B2	212C294	† 214A50	† 214A61	201-1387	222A1591	510A47
5JB1C1A	210D347	211D97	234B2	212C223	† 214A56	† 214A61	201-1108	222A1591	510A47
5JB1C1B	210D347	211D97	234B2	212C293	† 214A56	† 214A61	201-1108	222A1591	510A47
5JB1C1C	210D347	211D97	234B255	212C293	† 214A56	† 214A61	201-1334	222-1639	510A47
5JB1N1A	210D347	211D97	234B2	212C223	† 214A56	† 214A61	201-1108	222A1600	510A47
5JB2C1B	210D347	211D97	234B2	212C294	† 214A50	† 214A61	201-1271	222A1591	510A47
5JB2C1C	210D347	211D97	234B255	212C294	† 214A50	† 214A61	201-1325	222-1639	510A47
5JB3C1A	210D347	211D98	234B5	212C224	† 214A62	† 214A30	201-1111	222A1591	510A47
5JB3C1B	210D347	211D98	234B5	212C295	† 214A56	† 214A61	201-1111	222A1591	510A47
5JB3C1C	210D347	211D98	234B256	212C295	† 214A56	† 214A61	201-1326	222-1639	510A47
5JB3N1A	210D347	211D98	234B5	212C234	† 214A56	† 214A61	201-1161	222A1591	510A47
5JB3N1B	210D347	211D98	234B5	212C298	† 214A56	† 214A61	201-1161	222A1591	510A47
5JB3N1C	210D347	211D98	234B256	212C298	† 214A56	† 214A61	201-1327	222-1639	510A47
5JB3N1A	210D347	211D98	234B5	212C224	† 214A62	† 214A30	201-1111	222A1600	510A47
5JB3N1B	210D347	211D98	234B5	212C295	† 214A56	† 214A61	201-1111	222A1600	510A47
5JB3N1C	210D347	211D98	234B5	212C234	† 214A56	† 214A61	201-1179	222A1591	510A47
5JB4C1B	210D347	211D98	234B5	212C298	† 214A56	† 214A61	201-1179	222A1591	510A47
5JB4C1C	210D347	211D98	234B256	212C298	† 214A56	† 214A61	201-1328	222-1639	510A47
5JB5C1A	210D347	211D98	234B5	212C235	† 214A32	† 214A30	201-1241	222A1591	510A47
5JB5C1B	210D347	211D98	234B5	212C297	† 214A32	† 214A61	201-1241	222A1591	510A47
5JB5C1C	210D347	211D98	234B256	212C297	† 214A50	† 214A61	201-1351	222-1639	510A47
★ 5JB/4	210D353	211C136	232B760	212C173	† 214A8	† 214A17	5JB/4	222A1591	510P62
5JB/6	210D347	211D98	234B5	212C235	† 214A32	† 214A30	5JB/6	5JB/6	510A47
5JB/8	210D347	211D98	234B5	212C234	† 214A56	† 214A61	5JB/8	222A1591	510A47
5JB/14	210D347	211D98	234B5	212C224	† 214A62	† 214A30	201-1111	222A1600	510A47
5JB/26	210D347	211D98	234B5	212C234	† 214A56	† 214A62	201-1179	222A1600	510A47
5JB/48	210D347	211D98	234B5	212C298	† 214A56	† 214A61	201-1333	222A1591	510A47
5JB/63	210D347	211D97	234B2	212C223	† 214A56	† 214A61	201-1261	222A1591	510A47
5JB/129	210D347	211D98	234B5	212C297	† 214A50	† 214A61	201-1368	222A1591	510A47
5JB/170	210D347	211D98	234B5	212C298	† 214A56	† 214A61	201-1179	222A1591	510A47
5JB/193	210D347	211D98	234B256	212C297	† 214A50	† 214A61	201-1398	222-1639	510A47
5JB/198	210D347	211D98	234B256	212C297	† 214A50	† 214A61	201-1398	222-1639	510A47

NOTE: 1. Wherever a Generator Data Number is listed in place of a part number, refer order to factory along with a description of the Part and the Complete Model and Serial Number of the Unit.
 2. For Explanation of Reference Symbols, see page 4 of this section.

3

NOTE: 1. Whenever a Generator Data Number is listed in place of a part number, refer order to factory along with a description of the Part and the Complete Model and

2. For Explanation of Reference Symbols, see page 4 of this section.

GENERATOR SECTION

REVOLVING ARMATURE TYPE

ADDITIONAL STANDARD PARTS REQUIRED FOR ALL GENERATOR MODELS. See also NOTE ★ below.

231E100	Adapter, Generator to Engine - Prior to Spec H
231E113	Adapter, Generator to Engine - Begin Spec H
205C65	Blower, Generator
232A596	Clip, Armature Bearing Stop
203A127	Commutator
515-6	Key, Blower to Crankshaft
232C1256	Scroll, Generator Air

★ - ADDITIONAL SPECIAL PARTS REQUIRED FOR SPECIFIC MODELS LISTED. Use these parts in place of (or in addition to) parts listed above as standard.

SJB/4 Generator. Use #232P867 Ring Assembly, Bearing Anti-Rotating and #212A1060 Clip, Brush Ring Mounting (4), #203A14 Commutator.

EXPLANATION OF SYMBOLS

- * - 2 used per unit.
- ▲ - 3 used per unit.
- † - 4 used per unit.
- - Frame only. Machined and Drilled.
- † - Brush Rig Assembly Includes Brushes, Springs and Hardware.
- - Armature Assembly Includes Bearing and Generator Blower, if required.
- ★ - See Special Parts Group above.

GENERATOR SECTION

REVOLVING ARMATURE TYPE

5

GENERATOR DATA NO.	END BELL NO.	END BELL BAND NO.	BRUSH RIG ASSY. NO.	COLLECTOR RING BRUSH NO.	COMMUTATOR BRUSH NO.	ARMATURE ASSY. NO.	+ BRUSH RIG CLAMP NO.	END BELL OR AIR INTAKE COVER
60LJB51C1A	211D97	234B255	212C317	+214A56	\$214A88	201-1538	212A1214	211C114
60LJB52C1A	211D97	234B255	212C329	+214A50	\$214A88	201-1445	212A1214	211C114
60LJB53C1A	211D98	234B256	212C318	\$214A50	\$214A88	201-1448	None	211C114
60LJB55C1A	211D98	234B256	212C318	\$214A50	\$214A88	201-1547	None	211C114
60LJB57C1A	211D98	234B256	212C316	\$214A50	\$214A88	201-1493	None	211C114
706JB1C1A	211D97	234B255	212C317	+214A56	\$214A88	201-1411	212A1214	211C114
706JB2C1A	211D97	234B255	212C329	+214A50	\$214A88	201-1475	212A1214	211C114
706JB3C1A	211D98	234B256	212C318	\$214A50	\$214A88	201-1419	None	211C114
706JB4C1A	211D98	234B256	212C316	\$214A50	\$214A88	201-1420	None	211C114
706JB5C1A	211D98	234B256	212C318	\$214A50	\$214A88	201-1446	None	211C114
706JB/249	211D98	234B256	212C318	\$214A50	\$214A61	201-1450	None	234B266
706JB/251	211D98	234B256	212C316	\$214A50	\$214A61	201-1454	None	211C114

NOTE: 1. For Explanation of Reference Symbols, see page 7 of this section.



GENERATOR SECTION

REVOLVING ARMATURE TYPE

GENERATOR DATA NO.	COLLECTOR RING BRUSH SPRING	COMMUTATOR BRUSH SPRING	ARMATURE THROUGH STUD	AC CONDENSER	DC CONDENSER	COLLECTOR RING	COMMUTATOR
601JB51CIA	+212B1105	\$212B1105	520A45	312A58	312A27	204B19	203A14
601JB52CIA	+212B1105	\$212B1105	520A45	312A58	312A27	204B19	203A14
601JB53CIA	4212B1105	\$212B1105	520A516	312A58	312A27	204A20	203A14
601JB55CIA	4212B1105	\$212B1105	520A516	▲ 312A58	312A27	204A20	203A14
601JB57CIA	\$212B1105	\$212B1105	520A516	▲ 312A58	312A27	204B75	203A96
706JB1CIA	+212B1105	\$212B1105	520A45	312A58	312A27	204B19	203A14
706JB2CIA	+212B1105	\$212B1105	520A45	312A58	312A27	204B19	203A14
706JB3CIA	4212B1105	\$212B1105	520A516	* 312A58	312A27	204A20	203A14
706JB4CIA	\$212B1105	\$212B1105	520A516	▲ 312A58	312A27	204B79	203A96
706JB5CIA	4212B1105	\$212B1105	520A516	▲ 312A58	312A27	204A20	203A14
706JB/249	4212B1105	\$212B1105	520A516	312A58	312A27	204A20	203A14
706JB/251	\$212B1105	\$212B1105	520A516	▲ 312A58	312A27	204A75	203A96

NOTE: 1. For Explanation of Reference Symbols, see page 7 of this section.

GENERATOR SECTION

REVOLVING ARMATURE TYPE

7

ADDITIONAL STANDARD PARTS REQUIRED FOR ALL GENERATOR MODELS.

231E120	Adapter, Generator to Engine
510A47	Bearing, Armature
20SC65	Blower, Generator
232A596	Clip, Armature Bearing Stop
222A1639	Coil Assy., Field
□ 210D347	Frame Only
515-6	Key, Blower to Crankshaft
232C1815	Scroll, Generator Air
+221A90	Shoe, Pole - Field
*520A487	Stud, Generator Through
232D1811	Support, Generator

EXPLANATION OF SYMBOLS

- * - 2 used per unit.
- ▲ - 3 used per unit.
- + - 4 used per unit.
- ‡ - 6 used per unit.
- \$ - 8 used per unit.
- - Frame Only. Machined and Drilled.
- † - Brush Rig Assembly Includes Brushes, Springs and Hardware.
- - Armature Assembly Includes Bearing and Generator Blower, if required.

GENERATOR SECTION

REVOLVING FIELD TYPE

GENERATOR DATA NO.	STATIC EXCITER	END BELL NO.	ENGINE TO GENERATOR ADAPTER	WOUND ROTOR ASSY.	WOUND STATOR ASSY.	GENERATOR THROUGH STUD	ROTOR THROUGH STUD	ROTOR STUD NUT	COLLECTOR RING BRUSH	STATIC EXCITER COVER
★ 5JB/26	04SX/16	211E146	231C106	201-1194	220-698	520A636	520A612	870P203	214A59	234D185
6JBS5DN1A	02SXIN1A	211E138	\$	201-1086	220A641	520A605	520A611	232A1567	214A59	234C154
6JBS3N1C	06SX5IN1B	211E146	\$	201-1120	220-693	520A636	520A611	870P203	214A59	234D185
6JBS3N3C	06SX5IN1B	211E146	\$	201-1120	220-784	520A636	520A612	870P203	214A59	234D185
6JBS3N4C	06SX5IN3B	211E146	231E111	201-1120	220-693	520A636	520A612	870P203	214A59	234D185
6JBS4N1C	06SX5IN1B	211E146	\$	201-1120	220-740	520A636	520A612	870P203	214A59	234D185
6JBS4N4C	06SX5IN3B	211E146	231E111	201-1120	220-740	520A636	520A612	870P203	214A59	234D185
6JBS5DN1C	06SX5IN1B	211E146	\$	201-1120	220-729	520A636	520A612	870P203	214A59	234D185
6JBS7N1B	06SX5IN1A	211E138	\$	201-1120	220-671	520A601	520A612	870P203	214A59	234C154
6JBS7N1C	06SX5IN1B	211E146	\$	201-1120	220-671	520A636	520A612	870P203	214A59	234D185
6JBS7N3C	06SX5IN1B	211E146	\$	201-1120	220-704	520A636	520A612	870P203	214A59	234D185
6JBS7N4C	06SX5IN3B	211E146	231E111	201-1120	220-671	520A636	520A612	870P203	214A59	234D185
6JB/7	02SX/7	211E138	\$	201-1083	220A594	520A607	520A613	232A1567	214A59	234C154
6JB/20	04SX/12	211E146	231E96	201-1123	220-684	520A637	520A611	870P203	214A59	234D185
6JB/35	06SX5IN1B	211E146	\$	201-1120	220-886	520A636	520A612	870P203	214A59	234D185
6JB/51	06SX/26	211E146	\$	201-1120	220-693	520A636	520A612	870P203	214A59	234D185
6JB/114	06SX/36	211E146	231E111	201-1120	220-811	520A636	520A612	870P203	214A59	234D185
6JB/197	04SX/45	211E146	231E111	201-1123	220-684	520A637	520A670	870P203	214A59	234D185
6JB/202	04SXIN3B	211E146	231E111	201-1120	220-965	520A636	520A612	870P203	214A59	234D185
6JB/228	06SX/51	211E146	231E111	201-1120	220-995	520A636	520A612	870P203	214A59	234D185
6JB/287	06SX5IN3B	211E146	231E111	201-1120	220-1181	520A636	520A612	870P203	214A59	234D185
6JB/338	06SX5IN3B	211E146	231E111	201-1120	220-1267	520A636	520A612	870P203	214A59	234D185
6JB/384	06SX/68	211E146	231E111	201-1120	220-1342	520A636	520A612	870P203	214A59	234D185
7JB/37	06SX/18	211E146	\$	201-1121	73B/37	520A638	520A613	870P203	214A59	234D185
8JCS3N1C	06SX5IN1B	211E146	\$	201-1121	220-765	520A638	520A613	870P203	214A59	234D185
8JCS3N3C	06SX5IN1B	211E146	231E111	201-1121	220-795	520A638	520A613	870P203	214A59	234D185
8JCS3N4C	06SX5IN3B	211E146	231E111	201-1121	220-765	520A638	520A613	870P203	214A59	234D185
8JC/95	06SX/33	211E146	\$	201-1121	8JC/95	520A638	520A613	870P203	214A59	234D185
8JC/100	06SX/26	211E146	231E111	201-1121	220-765	520A638	620A613	870P203	214A59	234D185
8JC/341	06SX/69	211E146	231E111	201-1121	220-1043	520A638	520A613	870P203	214A59	234D185
10JC3N1C	06SXIN1B	211E146	231E111	201-1121	220A594	520A638	520A613	870P203	214A59	234D185
10JC3N4C	06SXIN3B	211E146	231E111	201-1121	220A594	520A638	520A613	870P203	214A59	234D185
10JC5DN1C	06SXIN1B	211E146	\$	201-1121	220A628	520A638	520A613	870P203	214A59	234D185
10JC/36	06SXIN1B	211E146	\$	201-1121	220-730	520A638	520A613	870P203	214A59	234D185
10JC/45	06SX/32	211D151	\$	201-1121	220-778	520A638	520A613	870P203	214A72	234C233
10JC/103	06SX/15	211D151	231E111	201-1121	220A599	520A638	520A613	870P203	214A72	234D234
10JC/282	06SXIN3B	211E146	231E111	201-1121	220-1175	520A638	520A613	870P203	214A59	234D185
705JB3N1A	02SXIN1A	211E138	\$	201-1085	220A596	520A601	520A612	232A1567	214A59	234C154
705JB3N1B	04SXIN1A	211E138	\$	201-1120	220A596	520A601	520A612	870P203	214A59	234C154
705JB3N1C	04SXIN1B	211E146	\$	201-1120	220A596	520A636	520A612	870P203	214A59	234D185

NOTE: 1. Whenever a Generator Data Number is listed in place of a part number, refer order to factory along with a description of the Part and the Complete Model and Serial Number of the Unit.

2. For Explanation of Reference Symbols, see page 11 of this section.

GENERATOR SECTION

REVOLVING FIELD TYPE

9

GENERATOR DATA NO.	STATIC EXCITER	END BELL NO.	ENGINE-TO- GENERATOR ADAPTER	WOUND ROTOR ASSY.	WOUND STATOR ASSY.	GENERATOR THROUGH STUD	ROTOR THROUGH STUD	ROTOR STUD NUT	COLLECTOR RING BRUSH	STATIC EXCITER COVER
705JB3N3B	04SXIN1A	211E138	231E99	201-1120	220-705	520A601	520A612	870P203	214A59	234C154
705JB3N3C	04SXIN1B	211E146	231E111	201-1120	220-705	520A636	520A612	870P203	214A59	234D185
705JB3N4C	04SXIN3B	211E146	231E111	201-1120	220A596	520A636	520A612	870P203	214A59	234D185
705JB3N5C	04SXIN3B	211E146	231E111	201-1120	220A1060	520A636	520A612	870P203	214A59	234D185
705JB4N1B	04SXIN1A	211E138	231E99	201-1120	220A603	520A601	520A612	870P203	214A59	234C154
705JB4N1C	04SXIN1B	211E146	231E111	201-1120	220A603	520A636	520A612	870P203	214A59	234D185
705JB4N3B	04SXIN1A	211E138	231E99	201-1120	220-749	520A601	520A612	870P203	214A59	234C154
705JB4N3C	04SXIN1B	211E146	231E111	201-1120	220-749	520A636	520A612	870P203	214A59	234D185
705JB4N4C	04SXIN3B	211E146	231E111	201-1120	220A603	520A636	520A612	870P203	214A59	234D185
705JB4N1B	04SXIN1A	211E138	231E99	201-1120	220A663	520A601	520A612	870P203	214A59	234C154
705JB4N1C	04SXIN1B	211E146	231E111	201-1120	220A663	520A636	520A612	870P203	214A59	234D185
705JB5N1A	02SXIN1A	211E138	231E99	201-1085	220A629	520A601	520A612	232A1567	214A59	234C154
705JB5N1B	04SXIN1A	211E146	231E99	201-1120	220A629	520A636	520A612	870P203	214A59	234D185
705JB5N1C	04SXIN1B	211E146	231E111	201-1120	220A629	520A636	520A612	870P203	214A59	234D185
705JB9N1B	04SXIN1A	211E138	231E99	201-1120	220-742	520A601	520A612	870P203	214A59	234C154
705JB9N1C	04SXIN1B	211E146	231E111	201-1120	220-742	520A636	520A612	870P203	214A59	234D185
705JB9N1C	04SXIN1B	211E146	231E111	201-1120	220-742	520A636	520A612	870P203	214A59	234D185
705JB9N1C	04SXIN1B	211E146	231E111	201-1120	220-742	520A636	520A612	870P203	214A59	234D185
705JB/18	04SXIN1A	211E138	231E99	201-1120	220-680	520A601	520A612	870P203	214A59	234C154
705JB/49	04SX/25	211E146	231E99	201-1120	220-596	520A636	520A612	870P203	214A59	234D185
705JB/54	04SXIN1B	211E146	231E99	201-1120	220A750	520A636	520A612	870P203	214A59	234D185
705JB/83	04SXIN2B	211E146	231E111	201-1120	220A825	520A636	520A612	870P203	214A59	234D185
705JB/93	04SXIN1B	211A152	231E111	201-1120	220-879	520A636	520A612	870P203	214A59	234D185
705JB/108	04SXIN1B	221A152	231E111	201-1120	220-854	520A636	520A612	870P203	214A59	234D185
705JB/147	04SXIN1B	211E146	231E111	201-1120	220-873	520A636	520A612	870P203	214A59	234D185
705JB/148	04SXIN1B	211A152	231E111	201-1120	220-876	520A636	520A612	870P203	214A59	234D185
705JB/152	04SXIN4B	211E146	231E111	201-1120	220-825	520A636	520A612	870P203	214A59	234D185
705JB/160	04SXIN1B	211A152	231E111	201-1120	220-898	520A636	520A612	870P203	214A59	234D185
705JB/183	04SX/42	211E146	231E111	201-1120	220-939	520A636	520A612	870P203	214A59	234D185
705JB/184	04SXIN2B	211E146	231E111	201-1120	220-940	520A636	520A612	870P203	214A59	234D185
705JB/185	04SX/43	211E146	231E111	201-1120	220-941	520A636	520A612	870P203	214A59	234D185
705JB/201	04SX/46	211E146	231E111	201-1120	220-964	520A636	520A612	870P203	214A59	234D185
705JB/209	04SXIN3B	211E152	231E111	201-1120	220-973	520A636	520A612	870P203	214A59	234D185
705JB/225	06SX5N3B	211E146	231E111	201-1430	220-990	520A636	520A612	870P203	214A59	234D185
705JB/234	04SXIN3B	211A152	231E111	201-1120	220-854	520A636	520A612	870P203	214A59	234D185
705JB/242	04SXIN3B	211E146	231E111	201-1120	220-705	520A636	520A612	870P203	214A59	234D185
705JB/264	04SX/41	211E146	231E111	201-1120	220-1047	520A636	520A612	870P203	214A59	234D185
705JB/302	04SXIN2B	211A152	231E111	201-1120	220-1201	520A636	520A612	870P203	214A59	234D185
705JB/343	04SXIN1B	211A152	231E111	201-1120	220-1279	520A636	520A612	870P203	214A59	234D185
705JB/359	04SXIN1B	211A152	231E111	201-1120	220-1308	520A636	520A612	870P203	214A59	234D185
705JB/383	04SXIN4B	211B172	231E111	201-1120	220-1341	520A636	520A612	870P203	214A59	234D185

NOTE: 1. Whenever a Generator Data Number is listed in place of a part number, refer order to factory along with a description of the Part and the Complete Model and Serial Number of the unit.
2. For Explanation of Reference Symbols, see page 11 of this section.

GENERATOR SECTION

REVOLVING FIELD TYPE

GENERATOR DATA NO.	▲ STATIC EXCITER	END BELL NO.	ENGINE TO GENERATOR ADAPTER	● WOUND ROTOR ASSY.	WOUND STATOR ASSY.	† GENERATOR THROUGH STUD	ROTOR THROUGH STUD	ROTOR STUD NUT	† COLLECTOR RING BRUSH	STATIC EXCITER COVER
705JB/407	04SX1N2B	211E146	231E111	201-1120	220-1436	520A636	520A612	870P203	214A59	234D185
705JB/444	04SX1N1B	211A159	231E111	201-1120	220-1626	520A636	520A612	870P203	214A59	234D185
705JB/448	04SX1N3B	211A159	231E111	201-1120	220A596	520A636	520A612	870P203	214A59	234D185
★ 705JB/466	04SX1N4B	211A152	231E111	201-1120	220-1764	520A636	520A612	870P203	214A59	234D185

NOTE: 1. Whenever a Generator Data Number is listed in place of a part number, refer order to factory along with a description of the Part and the Complete Model and Serial Number of the unit.
2. For Explanation of Reference Symbols, see page 11 of this section.

GENERATOR SECTION

REVOLVING FIELD TYPE

11

ADDITIONAL STANDARD PARTS REQUIRED FOR ALL GENERATOR MODELS (When used) - See Also NOTE ★ below.

234B162	Baffle, Generator Air	866-1	Nut, Resistor Mounting
510A47	Bearing, Rotor		Resistor, tapped adjustable -
*212A1064	Block, Collector Ring Brush Guide		(Mounted in Air Outlet) - Refer
205C64	Blower, Generator		to Control Wiring Diagram for
232A1565	Bracket, Resistor Mounting	204A61	Part Number.
870-177	Clip, Air Outlet Cover	520A620	Ring, Collector
232A596	Clip, Bearing Stop	*304A6	Stud, Resistor Mounting
332-50	Clip, Brush Wire	232-200	Washer, Resistor Centering
234B172	Cover, Air Outlet		Washer, Rotor Stud
508P95	Grommet, Rubber - Air Baffle		
508B112	Grommet, Rubber - Generator Adapter Lead Out		
515-6	Key, Generator Blower		

★ - ADDITIONAL SPECIAL PARTS REQUIRED FOR SPECIFIC MODELS LISTED. Use these parts in place of (or in addition to) parts listed above as standard.

5-JB/26 Generator. Use #323-295 Plug, Amphenal Cable; #323-296 Clamp, Amphenal Cable; #331-9 Connector, Box (3/4 x 90°); and #234B215 Cover, Rain Shield and Air Outlet.

705JB/93
705JB/108
705JB/148
705JB/160
705JB/209
705JB/234
705JB/302
705JB/359
705JB/466

Generator. Use #150A956 Overspeed Switch Assembly; #150A958 Overspeed Bracket and Point; and #868-4 Switch Mounting Jam Nut.

EXPLANATION OF SYMBOLS

- * - 2 used per unit.
- † - 4 used per unit.
- - Rotor Assembly, Includes Bearing and Generator Blower.
- ▲ - Refer to Static Exciter Portion of this Section for Components.
- ★ - See Special Parts Group above.
- § - #231E99 Adapter used Prior to Spec H; Use #231E111 Begin Spec H.

GENERATOR SECTION

STATIC EXCITERS

QTY. USED	DESCRIPTION	MODEL	02SX1N1A	02SX/7	04SX1N1A	04SX1N1B	04SX1N2B	04SX1N3B	04SX1N4B	04SX/12	04SX/16	04SX/25
1	Exciter Complete - Less Cover		209-1	209-59	209-2	209-3	209-4	209-5	209-6	209-34	209-37	209-43
1	Diagram, Wiring		625C292	625C378	625C367	625C429	625C553	625C631	625C635	625C445	625C467	625C514
1	Block, Terminal		332A699	332A699	332A699	332A745	332A745	332A745	332A745	332A745	332A609	332A537
1	Clip, Tinnerman		332-50	332-50	332-50	332-51	332-51	332-51	332-51	332-51	332-51	332-51
1	Condenser		312P127	312P127								* 312A82
1	Condenser 3 Mfd. - Included in Rectifier Assy.											312A139
1	Cover, Relay		307A643	307A643								312A139
1	Diode, Regulator Reactor (Zener)		232A1551	232A1551	232A1551	232A1551	232A1551	232A1551	232A1551	232A1551	232A1551	232A1551
2	Gasket, Gate Reactor - Inner		232A1553	232A1553	232A1553	232A1553	232A1553	232A1553	232A1553	232A1553	232A1553	232A1553
2	Gasket, Gate Reactor - Outer		232A1548	232A1548	232A1548	232A1548	232A1548	232A1548	232A1548	232A1548	232A1548	232A1548
2	Gasket, Voltage Control Reactor		508P8	508P8	508P8	508P8	508P8	508P8	508P8	508P8	508P8	508P8
1	Grommet, Rubber - For 7/8" Hole		870-65	870-65	870-65	870-65	870-65	870-65	870-65	870-65	870-65	870-65
2	Nut, Gate Reactor Mtg.		234B153	234B153	234B153	234C188	234C188	234C188	234C188	234C194	234C213	234C213
1	Panel Only, Exciter		315B142	315B142								
1	Reactor, Commutating		315A84	315A84	315P99	315P99	315P99	315P99	315P99	315P99	315P99	315P99
2	Reactor, Gate		315A85	315A85	315A100	315A100	315A100	315A100	315A100	315A100	315A146	315A100
1	Rectifier, Voltage Control		305C242	305C242	305C259	305C259	305C259	305C259	305C259	305C279	305C287	305C319
1	Rectifier Assembly, Resistor &											
1	Rectifier, Field Flash		305P238	305P238	305P238	305P238	305P238	305P238	305P238	305P276	305P276	305P238
2	Rectifier Only, Power Field - Negative		305P239	305P239	305P239	305P239	305P239	305P239	305P239	305P277	305P277	305P239
2	Rectifier Only, Power Field - Positive		305P240	305P240	305P240	305P240	305P240	305P240	305P240	305B275	305P275	305P240
4	Rectifier, Voltage Control		307A584	307A584								
1	Relay, Field Build-up		304A489	304A489								
1	Resistor, Adj. (10 Ohm, 25 Watt)											
1	Resistor, Fixed (200 Ohm, 50 Watt)											
1	Resistor, Fixed (250 Ohm, 25 Watt)											
1	Resistor, Fixed (4 Ohm, 25 Watt)											
1	Resistor - Included in Rectifier Assy.											
1	Resistor, Voltage Control		304P476	304P476	304P476	304P476	304P476	304P476	304P476	304P476	304P550	304P476
1	Retainer, Gate Reactor		232A1552	232A1552	232A1552	232A1552	232A1552	232A1552	232A1552	232A1552	232A1552	232A1552
2	Spacer, Resistor Mounting		232A1550	232A1550	232A1550	232A1474	232A1474	232A1474	232A1474	232A1474	232A1474	232A1474
2	Strip, Block Marker		332A700	332A700	332A738	332A746	332A746	332A925	332A925	332A746	332A777	332A554
1	Stud, Gate Reactor Mounting		520A211	520A211	520A211	520A641	520A641	520A641	520A641	520A641	520A641	520A641
1	Stud, (or Screw) - Tapped Resistor Mtg.		812-116	812-116	812-116	308A175	308A175	308A175	308A175	308A175	308A175	308A175
1	Switch, Residual Reset											
4	Washer, Resistor Centering (two only used for 02SX1N1A)		304A15	304A15	304A15	304A15	304A15	304A15	304A15	304A15	304A15	304A15
1	Washer, Retainer - Voltage Control Reactor		526-173	526-173	526-173	526-173	526-173	526-173	526-173	526-173	526-173	526-173

NOTE: 1. Whenever a Static Exciter Model is listed in place of a part number, refer order to factory along with a description of the Part and the Complete Model and Serial Number of the Unit.

EXPLANATION OF SYMBOLS

* - 2 used per unit.

▲ - 3 used per unit.

GENERATOR SECTION

STATIC EXCITERS

13

QTY. USED	DESCRIPTION	MODEL	04SX/41	04SX/42	04SX/43	04SX/45	04SX/46	06SXIN1B	06SXIN3B	06SX5IN1B	06SX5IN3B	06SX/15
1	Exciter Complete (Less Cover)		209-53	209-54	209-55	209-66	209-67	209-8	209-10	209-12	209-13	209-56
1	Diagram, Wiring		625A682	625A690	625A691	625A708	625A709	625A423	625A632	625A426	625A633	625A423
1	Block, Terminal		332A604	332A745	332A745	332A745	332A745	332A745	332A745	332A745	332A745	332A745
1	Clip, Timmerman		332-52	332-51	332-51	332-52	332-52	332-51	332A51	332-51	332-51	332-51
1	Condenser, Feed Thru 1.75 MFD		312P83					312P83				
2	Condenser, Feed Thru .1 MFD		312P82					312P82				
1	Condenser, .3 MFD - Included in Rectifier Assy.		312A139									
2	Gasket, Gate Reactor - Inner		232A1551	232A1551	232A1551	232A1551	232A1551	232A1551	232A1551	232A1551	232A1551	232A1551
2	Gasket, Gate Reactor - Outer		232A1553	232A1553	232A1553	232A1553	232A1553	232A1553	232A1553	232A1553	232A1553	232A1553
2	Gasket, Voltage Control Reactor		232A1548	232A1548	232A1548	232A1548	232A1548	232A1548	232A1548	232A1548	232A1548	232A1548
1	Grommet, Rubber - For 7/8" Hole		508P1	508P8	508P8	508P8	508P8	508P8	508P8	508P8	508P8	508P8
2	Nut, Gate Reactor Mtg.		870-65	870-65	870-65	870-65	870-65	870-65	870-65	870-65	870-65	870-65
1	Panel Only, Exciter		234C213	234C188	234C188	234C194	234C188	234C188	234C188	234C188	234C188	234C188
1	Reactor, Commutating		315P99	315P99	315P99	315P99	315P99	315P102	315B102	315B104	315B104	315B102
2	Reactor, Gate		315A100	315A152	315P150	315A100	315A152	315A100	315A100	315A105	315A105	315A129
1	Rectifier, Voltage Control		305C405	305C259	305C259	305C408	305A387	305C264	305C388	305C264	305C388	305A264
1	Rectifier Assembly, Resistor & Rectifier, Field Flash		305P239	305P239	305P239	305P239	305P239	305P239	305P239	305P239	305P239	305P239
2	Rectifier Only, Power Field - Negative		305P238	305P238	305P238	305P238	305P238	305P238	305P238	305P238	305P238	305P238
2	Rectifier Only, Power Field - Positive		305P239	305P239	305P239	305P239	305P239	305P239	305P239	305P239	305P239	305P239
4	Rectifier, Voltage Control		305P240	305P240	305P240	305B303	305B240	305P240	305P240	305P240	305P240	305P240
1	Resistor, Fixed (250-Ohm, 25 Watt)		304A510	304A510	304A510	304A510	304A510	304A510	304A510	304A510	304A510	304A510
1	Resistor, Included in Rectifier Assy.		304A476	304P476	304P476	304P476	304P476	304A512	304A512	304A512	304A512	304A512
1	Resistor, Voltage Control		304A527	304A527	304A527	304A527	304A527	304A527	304A527	304A527	304A527	304A527
2	Retainer, Gate Reactor		232A1552	232A1552	232A1552	232A1552	232A1552	232A1552	232A1552	232A1552	232A1552	232A1552
2	Spacer, Resistor Mounting		232A1474	232A1474	232A1474	232A1474	232A1474	232A1474	232A1474	232A1474	232A1474	232A1474
1	Strip, Block Marker		332A939	332A746	332A746	332A925	332A925	332A746	332A925	332A746	332A925	332A746
1	Stud (or Screw) - Tapped Resistor Mtg.		520A641	520A641	520A641	520A641	520A641	520A641	520A641	520A641	520A641	520A641
1	Switch, Residual Reset		308A175	308A175	308A175	308A175	308A175	308A175	308A175	308A175	308A175	308A175
4	Washer, Resistor Centering		304A15	304A15	304A15	304A15	304A15	304A15	304A15	304A15	304A15	304A15
1	Washer, Retainer - Voltage Control Reactor		526-173	526-173	526-173	526-173	526-173	526-173	526-173	526-173	526-173	526-173


NOTE: 1. Whenever a Static Exciter Model is listed in place of a part number, refer order to factory along with a description of the Part and the Complete Model and Serial Number of the Unit.

GENERATOR SECTION

STATIC EXCITERS

QTY. USED	DESCRIPTION	MODEL	06SX/18	06SX/26	06SX/32	06SX/33	06SX/36	06SX/51	06SX/68	06SX/69
1	Exciter Complete (Less Cover)		209-61	209-62	209-47	209-63	209-64	209-71	209-87	209-89
1	Diagram, Wiring		625C499	625C516	625A423	625C573	625A603	625A729	625A874	625A887
1	Block, Terminal		332A745	332A537	332A745	332A537	332A745	332A604	332A745	332A604
1	Clip, Timerman			332-51	332-51	332-51	332-51	332-52	332-52	332-52
1	Condenser, Feed Thru 10MFD		312P127							
1	Condenser, Feed Thru 1.75MFD									
2	Condenser, Feed Thru .1MFD			312A82		312A82		312A83		312A83
1	Condenser, .3MFD - Included in Rectifier Assy.			312A139		312A139		312A82		312A82
1	Diode, Regulator Reactor (Zener)		305-293							
2	Gasket, Gate Reactor - Inner		232A1551	232A1551	232A1551	232A1551	232A1551	232A1551	232A1551	232A1551
2	Gasket, Gate Reactor - Outer		232A1553	232A1553	232A1553	232A1553	232A1553	232A1553	232A1553	232A1553
2	Gasket, Voltage Control Reactor			232A1548	232A1548	232A1548	232A1548	232A1548	232A1548	232A1548
1	Grommet, Rubber - For 7/8" Hole			508P8	508P8	508P8	508P8	508P1	508P8	508P1
2	Nut, Gate Reactor Mtg.		870-65	870-65	870-65	870-65	870-65	870-65	870-65	870-65
1	Panel Only, Exciter		06SX/18	234C213	234C188	234C213	234C188	234C213	234B188	234B213
1	Reactor, Commutating		315A142							
2	Reactor, Gate		315B102	315B104	315B102	315B104	315B104	315B104	315B104	315B104
1	Reactor, Voltage Control			315B105	315B100	315A177	315A177	315A105	315A307	315A177
1	Rectifier Assembly, Resistor & Rectifier, Field Flash		305A264	305C323	305C264	305C323	305C264	305C421	305C388	305C421
2	Rectifier Only, Power Field - Negative		305P238	305P276	305P238	305P276	305P238	305P238	305P238	305P238
2	Rectifier Only, Power Field - Positive		305P239	305P277	305P239	305P277	305P239	305P239	305P239	305P239
4	Rectifier, Voltage Control		305P240	305P275	305P240	305P275	305P240	305P240	305P240	305P240
1	Resistor, Adj. (10-Ohm, 25 Watt)		304A193							
1	Resistor, Fixed (250-Ohm, 25 Watt)		304A510	304A510	304A510	304A510	304A510	304A510	304A510	304A510
1	Resistor, Fixed (4-Ohm, 25 Watt)		304A59							
1	Resistor, Included in Rectifier Assy.		304A512	304A512	304A512	304A512	304A512	304A512	304A512	304A512
1	Resistor, Voltage Control		304A219	304A527	304A527	304A527	304A527	304A527	304A527	304A527
2	Retainer, Gate Reactor		232A1552	232A1552	232A1552	232A1552	232A1552	232A1552	232A1552	232A1552
2	Spacer, Resistor Mounting			232A1474	232A1474	232A1474	232A1474	232A1474	232A1474	232A1474
1	Strip, Block Marker		332A746	332A554	332A746	332A554	332A746	332A939	332A925	332A939
1	Stud (or Screw) - Topped Resistor Mtg.			520A641	520A641	520A641	520A641	520A641	520A641	520A641
1	Switch, Residual Reset		308A175	308A175	308A175	308A175	308A175	308A175	308A175	308A175
1	Washer, Resistor Centering		304A15	304A15	304A15	304A15	304A15	304A15	304A15	304A15
4	Washer, Retainer - Voltage Control Reactor			526-173	526-173	526-173	526-173	526-173	526-173	526-173

NOTE: 1. Whenever a Static Exciter Model is listed in place of a part number, refer order to factory along with a description of the Part and the Complete Model and Serial Number of the Unit.




CONTROL SECTION

CONTAINS THE FOLLOWING-

CONTROL PARTS FOR JB SERIES GENERATOR UNITS.

ALL CONTROL CODES AS LISTED IN THE MODEL DATA SECTION UNDER THE HEADING OF CONTROL CAN BE LOCATED NUMERICALLY BY CODE NUMBER IN THIS CONTROL SECTION. THE WIRING DIAGRAM IS ALSO SHOWN IN THE CONTROL SECTION AND SHOULD AGREE WITH WIRING DIAGRAM SHOWN IN PARENTHESIS AFTER CODE NUMBER IN THE MODEL DATA SECTION. ALL MAJOR PARTS HAVE BEEN LISTED. WIRING DIAGRAMS SHOWING THE LOCATION OF EACH PART WILL BE SENT TO CUSTOMERS REQUESTING ONE BY WIRING DIAGRAM, NOT CODE NUMBER.



CONTROL SECTION

1

WIRING DIAGRAMS

CODE

1

W.D. 602B189

301D1978 Output Connection Box
301B856 Output Box Cover
508-9 Rubber Grommet

2

W.D. 602B195

330-28 Output Connection Box
330-6 Output Box Cover
301B2129 Output Box Mtg. Bracket
331-27 Output Box Connector

3

W.D. 602B197

301D1978 Output Connection Box
301B856 Output Box Cover
508-9 Rubber Grommet

4

W.D. 602B198

301D1978 Output Connection Box
301B856 Output Box Cover
508-9 Rubber Grommet

5

W.D. 602B209

330-28 Output Connection Box
330-6 Output Box Cover
301B2129 Output Box Mtg. Bracket
331-29 Output Box Connector

6

W.D. 602B210

301D1978 Output Connection Box
301B856 Output Box Cover
508-9 Rubber Grommet
301B2309 Reactor Guard
315B142 Compounding Reactor
(Mounts on Output Box)

7

W.D. 602A216

Plant Wiring Circuit Only

8

W.D. 606B133

301D2008 Control Box
301C2081 Control Panel
301C1963 Control Cover
301B2010 Control Mtg. Bracket - R.H.
301B2011 Control Mtg. Bracket - L.H.
308P69 Ignition Switch
308A28 Start Switch
332A236 Terminal Block
332A238 Terminal Block Marker

9

W.D. 611C344

301D1962 Control Box
301B1963 Control Cover
301C1961 Control Panel
301B1964 Control Mtg. Bracket - R.H.
301B1965 Control Mtg. Bracket - L.H.
305A254 Rectifier Mtg. Bracket
305A235 Rectifier
307B40 Start Solenoid
307B623 Ignition Relay
(Cont.)

CODE

W.D. 611C344 (Cont.)

307B597 Start Relay
308P2 Manual or Electric Start
Selector Switch
308P154 Start-Stop Switch
302A446 Ammeter (5-0-5)
332A537 Terminal Block - 4 Place
332A566 Block Marker - 4 Place
332A706 Terminal Block - 8 Place
332K750 Battery Polarity Marker Kit
304A32 Fixed Resistor - 15 Ohm,
10 Watt
304A500 Adj. Resistor - 2 Ohm,
150 Watt (Mounts in Gen-
erator Air Outlet)
332P52 Tinnerman Clip

10

W.D. 611C377

301D2008 Control Box
301C1963 Control Cover
301C2009 Control Panel
301B2010 Control Mtg. Bracket - R.H.
301B2011 Control Mtg. Bracket - L.H.
301B2012 Resistor Cover
304A506 Adjustable Resistor (6 Ohm,
150 Watt)
304A251 Fixed Resistor (30 Ohm,
5 Watt)
307B180 Reverse Current Relay
307B40 Start Solenoid
306A28 Start-Disconnect Relay
307B253 Stop Relay
308P2 Manual or Electric Start
Selector Switch
308P154 Start-Stop Switch
302A446 Ammeter (5-0-5)
332A609 Terminal Block - 2 Place
332A537 Terminal Block - 4 Place
332A566 Block Marker - 4 Place

11

W.D. 611C381

301D1962 Control Box
301B1963 Control Cover
301C1961 Control Panel
301B1964 Control Mtg. Bracket - R.H.
301B1965 Control Mtg. Bracket - L.H.
305A254 Rectifier Bracket
305A235 Rectifier - 10 Amp, 100 Volt
Peak)
307B40 Start Solenoid
307B614 Latching Relay
307B623 Ignition Relay
307B597 Start Relay
302A446 Ammeter (5-0-5)
305P197 Full Wave Rectifier (Eyelet
Connections)
308P2 Manual or Electric Start
Selector Switch
308P154 Start-Stop Switch
(Cont.)

CONTROL SECTION

WIRING DIAGRAMS

CODE

W.D. 611C381 (Cont.)

308P91 Reset Switch
 332A706 Terminal Block - 8 Place
 332A739 Block Marker (4 thru 9)
 332K750 Battery Polarity Marker Kit
 332A537 Terminal Block - 4 Place
 332A566 Block Marker - 4 Place
 304A32 Fixed Resistor - 15 Ohm, 10 Watt
 304A500 Adjustable Resistor - 2 Ohm, 150 Watt (Mounts in Generator Air Outlet)
 332P52 Tinnerman Clip

12

W.D. 611C383

301D2008 Control Box
 301C1963 Control Cover
 301C2009 Control Panel
 301B2010 Control Mtg. Bracket - R.H.
 301B2011 Control Mtg. Bracket - L.H.
 301B2012 Resistor Cover
 304A506 Adjustable Resistor (6 Ohm, 150 Watt)
 304A251 Fixed Resistor (30 Ohm, 5 Watt)
 307B40 Start Solenoid
 307B180 Reverse Current Relay
 306A28 Start-Disconnect Relay
 307B253 Stop Relay
 302A446 Ammeter (5-0-5)
 308P2 Manual or Electric Start Selector Switch
 308P154 Start-Stop Switch
 332A609 Terminal Block - 2 Place
 332A537 Terminal Block - 4 Place
 332A566 Block Marker - 4 Place

13

W.D. 611C397

301D2008 Control Box
 301C1963 Control Cover
 301C2009 Control Panel
 301B2010 Control Mtg. Bracket - R.H.
 301B2011 Control Mtg. Bracket - L.H.
 301B2012 Resistor Cover
 304A506 Adjustable Resistor (6 Ohm, 150 Watt)
 304A251 Fixed Resistor (30 Ohm, 5 Watt)
 307B40 Start Solenoid
 306A28 Start-Disconnect Relay
 307B614 Latching Relay
 307B180 Reverse Current Relay
 307B253 Stop Relay
 302A446 Ammeter (5-0-5)
 308P2 Manual or Electric Start Selector Switch
 308P154 Start-Stop Switch
 308P91 Reset Switch

(Cont.)

CODE

W.D. 611C397 (Cont.)

332A609 Terminal Block - 2 Place
 332A537 Terminal Block - 4 Place
 332A566 Block Marker - 4 Place

14

W.D. 611C403

301D1962 Control Box
 301B1963 Control Cover
 301C1961 Control Panel
 301B1964 Control Mtg. Bracket - R.H.
 301B1965 Control Mtg. Bracket - L.H.
 305A254 Rectifier Mtg. Bracket
 305A235 Rectifier
 307B40 Start Solenoid
 307B623 Ignition Relay
 307B597 Start Relay
 302A446 Ammeter (5-0-5)
 308P2 Manual or Electric Start Selector Switch
 308P154 Start-Stop Switch
 332A706 Terminal Block - 8 Place
 332A739 Block Marker (4 thru 9)
 332K750 Battery Polarity Marker Kit
 332A556 Block Marker - 4 Place
 332A537 Terminal Block - 4 Place
 304A32 Fixed Resistor - 15 Ohm, 10 Watt
 304A500 Adjustable Resistor - 2 Ohm, 150 Watt (Mounts in Generator Adapter)
 332P52 Tinnerman Clip

15

W.D. 611C422

301D2008 Control Box
 301C1963 Control Cover
 301C2009 Control Panel
 301B2010 Control Mtg. Bracket - R.H.
 301B2011 Control Mtg. Bracket - L.H.
 301B2012 Resistor Cover
 304A506 Adjustable Resistor (6 Ohm, 150 Watt)
 304A251 Fixed Resistor (30 Ohm, 5 Watt)
 307B40 Start Solenoid
 306A28 Start-Disconnect Relay
 307B180 Reverse Current Relay
 307B253 Stop Relay
 302A446 Ammeter (5-0-5)
 308P2 Manual or Electric Start Selector Switch
 308P154 Start-Stop Switch
 332A609 Terminal Block - 2 Place
 332A537 Terminal Block - 4 Place
 332A566 Block Marker - 4 Place

16

W.D. 611C423

301D2008 Control Box
 301C1963 Control Cover
 301C2009 Control Panel

(Cont.)

CONTROL SECTION

WIRING DIAGRAMS

3

CODE

W.D. 611C423 (Cont.)

301B2010 Control Mtg. Bracket - R.H.
301B2011 Control Mtg. Bracket - L.H.
301B2012 Resistor Cover
304A506 Adjustable Resistor - 6 Ohm,
150 Watt
304A251 Fixed Resistor - 30 Ohm,
5 Watt
307B40 Start Solenoid
306A28 Start-Disconnect Relay
307B614 Latching Relay
307B180 Reverse Current Relay
307B253 Stop Relay
302A446 Ammeter (5-0-5)
308P2 Manual or Electric Start
Selector Switch
308P154 Start-Stop Switch
308P91 Reset Switch
332A609 Terminal Block - 2 Place
332A537 Terminal Block - 4 Place
332A566 Block Marker - 4 Place

17

W.D. 611C424

301D1962 Control Box
301B1963 Control Cover
301C1961 Control Panel
301B1964 Control Mtg. Bracket - R.H.
301B1965 Control Mtg. Bracket - L.H.
305A254 Rectifier Mtg. Bracket
305A235 Rectifier (10 Amp. 100 Volt
Peak)
307B40 Start Solenoid
307B614 Latching Relay
307B623 Ignition Relay
307B597 Start Relay
302A446 Ammeter (5-0-5)
305P197 Full Wave Rectifier (Eyelet
Connections)
308P2 Manual or Electric Start
Selector Switch
308P154 Start-Stop Switch
308P91 Reset Switch
332A706 Terminal Block - 8 Place
332A739 Block Marker (4 thru 9)
332K750 Battery Polarity Marker Kit
332A537 Terminal Block - 4 Place
332A566 Block Marker - 4 Place
304A32 Fixed Resistor - 15 Ohm,
10 Watt
304A500 Adjustable Resistor - 2 Ohm,
150 Watt (Mounts in
Generator Air Outlet)
332P52 Tinnerman Clip

18

W.D. 611C425

301D2008 Control Box
301C1963 Control Cover
301C2009 Control Panel
301B2010 Control Mtg. Bracket - R.H.
301B2011 Control Mtg. Bracket - L.H.
(Cont.)

CODE

W.D. 611C425 (Cont.)

301B2012 Resistor Cover
304A506 Adjustable Resistor (6 Ohm,
150 Watt)
304A251 Fixed Resistor (30 Ohm,
5 Watt)
307B40 Start Solenoid
307B180 Reverse Current Relay
306A28 Start-Disconnect Relay
307B253 Stop Relay
308P2 Manual or Electric Start
Selector Switch
308P154 Start-Stop Switch
302A446 Ammeter (5-0-5)
332A609 Terminal Block - 2 Place
332A537 Terminal Block - 4 Place
332A566 Block Marker - 4 Place

19

W.D. 611C430

301D1962 Control Box
301B1963 Control Cover
301C1961 Control Panel
301B1964 Control Mtg. Bracket - R.H.
301B1965 Control Mtg. Bracket - L.H.
305A254 Rectifier Mtg. Bracket
305A235 Rectifier
307B40 Start Solenoid
307B623 Ignition Relay
307B597 Start Relay
302A446 Ammeter (5-0-5)
308P2 Manual or Electric Start
Selector Switch
308P154 Start-Stop Switch
332A706 Terminal Block - 8 Place
332A739 Block Marker (4 thru 9)
332K750 Battery Polarity Marker Kit
332A537 Remote Terminal Block -
4 Place
332A566 Remote Terminal Block -
Marker (Marked B+, 1, 2, 3)
304A32 Fixed Resistor - 15 Ohm,
10 Watt)
304A500 Adjustable Resistor - 2 Ohm,
150 Watt (Mounts in Gen-
erator Air Outlet)
332P52 Tinnerman Clip

20

W.D. 611C431

301D1962 Control Box
301B1963 Control Cover
301C1961 Control Panel
301B1964 Control Mtg. Bracket - R.H.
301B1965 Control Mtg. Bracket - L.H.
305A254 Rectifier Bracket
305A235 Rectifier - 10 Amp, 100
Volt Peak)
307B40 Start Solenoid
307B614 Latching Relay
307B623 Ignition Relay
307B597 Start Relay
(Cont.)

CONTROL SECTION

WIRING DIAGRAMS

CODE

W.D. 611C431 (Cont.)

302A446 Ammeter (5-0-5)
 308P2 Manual or Electric Start
 Selector Switch
 308P154 Start-Stop Switch
 308P91 Reset Switch
 305P197 Full Wave Rectifier (Eyelet
 Connections)
 332A706 Terminal Block - 8 Place
 332A739 Terminal Block Marker (4
 thru 9)
 332K750 Battery Polarity Marker
 Kit
 332A537 Terminal Block - 4 Place
 332A566 Block Marker (Marked
 B+, 1, 2, 3)
 304A32 Fixed Resistor - 15 Ohm,
 10 Watt
 304A500 Adjustable Resistor - 2 Ohm,
 150 Watt (Mounted in Gen-
 erator Air Outlet)
 332P52 Tinnerman Clip

21

W.D. 611C434

301D1962 Control Box
 301B1963 Control Cover
 301C1961 Control Panel
 301B1964 Control Mtg. Bracket - R.H.
 301B1965 Control Mtg. Bracket - L.H.
 305A254 Rectifier Mtg. Bracket
 305A235 Rectifier
 307B40 Start Solenoid
 307B623 Ignition Relay
 307B597 Start Relay
 302A446 Ammeter (5-0-5)
 308P2 Manual or Electric Start
 Selector Switch
 308P154 Start-Stop Switch
 332A706 Terminal Block - 8 Place
 332A739 Block Marker (4 thru 9)
 332K750 Battery Polarity Marker Kit
 332A537 Terminal Block - 4 Place
 332A566 Block Marker (Marked B+,
 1, 2, 3)
 304A32 Fixed Resistor - 15 Ohm,
 10 Watt
 304A500 Adjustable Resistor - 2 Ohm,
 150 Watt (Mounted in Gen-
 erator Air Outlet)
 332P52 Tinnerman Clip

22

W.D. 611C435

301D1962 Control Box
 301B1963 Control Cover
 301C1961 Control Panel
 301B1964 Control Mtg. Bracket - R.H.
 301B1965 Control Mtg. Bracket - L.H.
 305A254 Rectifier Mtg. Bracket
 305A235 Rectifier (10 Amp, 100 volt
 Peak)
 307B40 Start Solenoid
 307B614 Latching Relay
 (Cont.)

CODE

W.D. 611C435 (Cont.)

307B623 Ignition Relay
 307B597 Start Relay
 302A446 Ammeter (5-0-5)
 308P2 Manual or Electric Start
 Selector Switch
 308P154 Start-Stop Switch
 308P91 Reset Switch
 332A706 Terminal Block - 8 Place
 332A739 Block Marker (4 thru 9)
 332K750 Battery Polarity Marker
 Kit
 332A537 Terminal Block - 4 Place
 332A566 Block Marker (Marked B+,
 1, 2, 3)
 305P197 Full Wave Rectifier (Eyelet
 Connections)
 304A32 Fixed Resistor - 15 Ohm,
 10 Watt
 304A500 Adjustable Resistor - 2
 Ohm, 150 Watt (Mounted
 in Generator Air Outlet)
 332P52 Tinnerman Clip

23

W.D. 611C438

301D1962 Control Box
 301B1963 Control Cover
 301C1961 Control Panel
 301B1964 Control Mtg. Bracket - R.H.
 301B1965 Control Mtg. Bracket - L.H.
 305A254 Rectifier Mtg. Bracket
 305A235 Rectifier
 307B40 Start Solenoid
 307B623 Ignition Relay
 307B597 Start Relay
 302A446 Ammeter (5-0-5)
 308P2 Manual or Electric Start
 Selector Switch
 308P154 Start-Stop Switch
 332A706 Terminal Block - 8 Place
 332A739 Block Marker (4 thru 9)
 332K750 Battery Polarity Marker Kit
 332A537 Terminal Block - 4 Place
 332A566 Block Marker (Marked B+,
 1, 2, 3)
 304A32 Fixed Resistor - 15 Ohm,
 10 Watt
 304A500 Adjustable Resistor - 2 Ohm,
 150 Watt (Mounted in Gen-
 erator Air Outlet)
 332P52 Tinnerman Clip

24

W.D. 611C443

301D2008 Control Box
 301C1963 Control Cover
 301C2009 Control Panel
 301B2010 Control Mtg. Bracket - R.H.
 301B2011 Control Mtg. Bracket - L.H.
 301B2012 Resistor Cover
 304A506 Adjustable Resistor (6 Ohm,
 150 Watt)
 304A251 Fixed Resistor (30 Ohm, 5 Watt)
 (Cont.)

CONTROL SECTION

5

WIRING DIAGRAMS

CODE

W.D. 611C443 (Cont.)

307B40 Start Solenoid
306A28 Start-Disconnect Relay
307B180 Reverse Current Relay
307B253 Stop Relay
308P2 Manual or Electric Start
Selector Switch
308P154 Start-Stop Switch
302A446 Ammeter (5-0-5)
332A609 Terminal Block - 2 Place
332A537 Terminal Block - 4 Place
332A566 Block Marker - 4 Place

25

W.D. 611C450

301D1962 Control Box
301B1963 Control Cover
301C2092 Control Panel
301B1964 Control Mtg. Bracket - R.H.
301B1965 Control Mtg. Bracket - L.H.
508-1 Rubber Grommet
305A254 Rectifier Mtg. Bracket
305A235 Rectifier (10 Amp, 100 Volt
Peak)
307B614 Latching Relay
308A28 Start Switch
302A446 Ammeter (5-0-5)
305P197 Full Wave Rectifier (Eyelet
Connections)
308P2 Ignition Switch
308P91 Reset Switch
332A706 Terminal Block - 8 Place
332A739 Block Marker (4 thru 9)
332K750 Battery Polarity Marker Kit
332A419 Terminal Block - 4 Place
332A744 Block Marker - 4 Place
332A440 Terminal Jumper (2)
304A500 Adjustable Resistor (Mounts
in Generator Outlet)

26

W.D. 611C453

301D2008 Control Box
301C1953 Control Cover
301C2095 Control Panel
301B2010 Control Mtg. Bracket - R.H.
301B2011 Control Mtg. Bracket - L.H.
301B2012 Resistor Cover
304A506 Adjustable Resistor - 6 Ohm,
150 Watt
307B180 Reverse Current Relay
307B614 Latching Relay
308A28 Start Switch
308P2 Ignition Switch
308P91 Reset Switch
302A446 Ammeter (5-0-5)
332A236 Terminal Block
332A238 Block Marker

27

W.D. 611C480

301D2118 Control Box
301B2120 Control Cover
(Cont.)

CODE

W.D. 611C480 (Cont.)

301B2119 Control Panel
301B2121 Control Mtg. Bracket - R.H.
301B2122 Control Mtg. Bracket - L.H.
305A254 Rectifier Mtg. Bracket
305A235 Rectifier
307B40 Start Solenoid
307B623 Ignition Relay
307B597 Start Relay
308P2 Manual or Electric Start
Switch
308P154 Start-Stop Switch
302A446 Ammeter (5-0-5)
332A611 Terminal Block - 3 Place
332A612 Block Marker (1, 2, 3)
332A231 Terminal Block - 2 Place
332A571 Block Marker (T, T3)
332A439 Jumper (T, to T3)
332A604 Terminal Block - 5 Place
332A613 Block Marker (4, 5, -, +)
304A32 Fixed Resistor - 15 Ohm,
10 Watt
304A500 Adjustable Resistor - 2 Ohm,
150 Watt (Mounted in Gen-
erator Air Outlet)
332-142 Ground Terminal (2)
312A102 Condenser .25 Mfd. - Off
Terminals 2 & 3 (2)
312P83 Feed Thru Condenser 1.75
Mfd (7)
312P85 Condenser 4 Mfd. (Off
Starter)
312P95 Condenser 1.9 Mfd (Off
Terminals T, & T2)

28

W.D. 611C492

301B2140 Control Box
301B1963 Control Cover
301C2141 Control Panel
301B1964 Control Mtg. Bracket - R.H.
301B1965 Control Mtg. Bracket - L.H.
305A254 Rectifier Mtg. Bracket
305A276 Rectifier
307B40 Start Solenoid
307B597 Start Relay
307B623 Ignition Relay
302A446 Ammeter (5-0-5)
308P2 Manual or Electric Start
Selector Switch
308P154 Start-Stop Switch
332A706 Terminal Block - 8 Place
332A739 Block Marker (4 thru 9)
332K750 Battery Polarity Marker Kit
332A537 Terminal Block - 4 Place
332A566 Block Marker (B+, 1, 2, 3)
304A32 Fixed Resistor - 15 Ohm,
10 Watt
304A500 Adjustable Resistor - 2 Ohm,
15 Watt (Mounted in Gen-
erator Air Outlet)
320P204 Circuit Breaker - 30 Amp.
(Cont.)

CONTROL SECTION

WIRING DIAGRAMS

CODE

W.D. 611C492 (Cont.)

- 320P205 Circuit Breaker (Used on early models) for replacement order #320B104 Relay, #304A217 Resistor and #611C492 Wiring Diagram
- 320A104 Emergency Relay (with Reset Button)
- 304A217 Resistor - 1 Ohm, 10 Watt (Used with #320A104 Relay Only)
- 301A2413 Emergency Relay Mtg. Plate
- 321-17 Fuse Block
- 321-20 Fuse - 60 Amp
- 321-126 Fuse Holder (2)
- 321-127 Fuse - 15 Amp (2)
- 332P52 Tinnerman Clip

29

W.D. 611C528

- 301D1962 Control Box
- 301B1963 Control Cover
- 301C1961 Control Panel
- 301B1964 Control Mtg. Bracket - R.H.
- 301B1965 Control Mtg. Bracket - L.H.
- 305A254 Rectifier Mtg. Bracket
- 305A235 Rectifier
- 307B40 Start Solenoid
- 307B623 Start-Disconnect Relay
- 307B597 Start Relay
- 308P2 Manual or Electric Start Selector Switch
- 308P154 Start-Stop Switch
- 320A104 Emergency Relay
- 302A446 Ammeter (5-0-5)
- 304A32 Fixed Resistor - 15 Ohm, 10 Watt
- 304A500 Adjustable Resistor - 2 Ohm, 150 Watt (Mounted in Generator Air Outlet)
- 304A217 Fixed Resistor - 1 Ohm, 10 Watt
- 332A706 Terminal Block - 8 Place
- 332A739 Block Marker (4 thru 9)
- 332K750 Battery Polarity Marker Kit
- 332A537 Terminal Block - 4 Place
- 332A566 Block Marker (B+, 1, 2, 3)
- 332P52 Tinnerman Clip

30

W.D. 611C529

- 301D1962 Control Box
 - 301B1963 Control Cover
 - 301C1961 Control Panel
 - 301B1964 Control Mtg. Bracket - R.H.
 - 301B1965 Control Mtg. Bracket - L.H.
 - 305A254 Rectifier Mtg. Bracket
 - 305A235 Rectifier
 - 307B40 Start Solenoid
- (Cont.)

CODE

W.D. 611C529 (Cont.)

- 307B623 Ignition Relay
- 307B597 Start Relay
- 308P2 Manual-Electric Start Selector Switch
- 320A104 Emergency Relay
- 302A446 Ammeter (5-0-5)
- 308P154 Start-Stop Switch
- 332A706 Terminal Block - 8 Place
- 332A739 Block Marker (4 thru 9)
- 332K750 Battery Polarity Marker Kit
- 332A537 Terminal Block - 4 Place
- 332A566 Block Marker (B+, 1, 2, 3)
- 304A32 Fixed Resistor - 15 Ohm, 10 Watt
- 304A217 Fixed Resistor - 10 Ohm, 10 Watt
- 304A500 Adjustable Resistor - 2 Ohm, 150 Watt (Mounted in Generator Air Outlet)
- 332P52 Tinnerman Clip

31

W.D. 611C530

- 301D1962 Control Box
- 301B1963 Control Cover
- 301C1961 Control Panel
- 301B1964 Control Mtg. Bracket - R.H.
- 301B1965 Control Mtg. Bracket - L.H.
- 305A254 Rectifier Mtg. Bracket
- 305A235 Rectifier
- 307B40 Start Solenoid
- 307B623 Ignition Relay
- 307B597 Start Relay
- 320A104 Emergency Relay (Reset)
- 308P2 Manual or Electric Start Selector Switch
- 308P154 Start-Stop Relay
- 302A446 Ammeter (5-0-5)
- 332A706 Terminal Block - 8 Place
- 332A739 Block Marker (4 thru 9)
- 332K750 Battery Polarity Marker Kit
- 332A537 Terminal Block - 4 Place
- 332A566 Block Marker (B+, 1, 2, 3)
- 304A32 Fixed Resistor - 15 Ohm, 10 Watt
- 304A217 Fixed Resistor - 1 Ohm, 10 Watt
- 304A500 Adjustable Resistor - 2 Ohm, 150 Watt (Mounted in Generator Air Outlet)
- 332P52 Tinnerman Clip

32

W.D. 611C534

- 301D2008 Control Box
 - 301C1963 Control Cover
 - 301C2009 Control Panel
 - 301B2010 Control Mtg. Bracket - R.H.
 - 301B2011 Control Mtg. Bracket - L.H.
 - 301B2012 Resistor Cover
 - 304A506 Adjustable Resistor - 6 Ohm, 150 Watt
- (Cont.)

CONTROL SECTION

7

WIRING DIAGRAMS

CODE

W.D. 611C534 (Cont.)

304A251 Fixed Resistor - 30 Ohm,
5 Watt
304A217 Fixed Resistor - 1 Ohm,
10 Watt
307B40 Start Solenoid
306A28 Start-Disconnect Relay
307B180 Reverse Current Relay
307B253 Stop Relay
308P154 Start-Stop Relay
320A104 Emergency Relay (Reset)
308P2 Manual or Electric Start
Selector Switch
302A446 Ammeter (5-0-5)
332A611 Terminal Block - 3 Place
332A612 Block Marker - 3 Place
332A537 Terminal Block - 4 Place
332A566 Block Marker - 4 Place

33

W.D. 611C535

301D2008 Control Box
301C1963 Control Cover
301C2009 Control Panel
301B2010 Control Mtg. Bracket - R.H.
301B2011 Control Mtg. Bracket - L.H.
301B2012 Resistor Cover
304A506 Adjustable Resistor - 6 Ohm,
150 Watt
304A251 Fixed Resistor - 30 Ohm,
5 Watt
304A217 Fixed Resistor - 1 Ohm,
10 Watt
307B40 Start Solenoid
306A28 Start-Disconnect Relay
307B180 Reverse Current Relay
307B253 Stop Relay
308P2 Manual or Electric Start
Selector Switch
320A104 Emergency Relay (Reset)
302A446 Ammeter (5-0-5)
308P154 Start-Stop Relay
332A611 Terminal Block - 3 Place
332A612 Block Marker - 3 Place
332A537 Terminal Block - 4 Place
332A566 Block Marker - 4 Place

34

W.D. 611C536

301D2008 Control Box
301C1963 Control Cover
301C2009 Control Panel
301B2010 Control Mtg. Bracket - R.H.
301B2011 Control Mtg. Bracket - L.H.
301B2012 Resistor Cover
304A506 Adjustable Resistor - 6 Ohm,
150 Watt
304A251 Fixed Resistor - 30 Ohm,
5 Watt
304A217 Fixed Resistor - 1 Ohm,
10 Watt
307B40 Start Solenoid
(Cont.)

CODE

W.D. 611C536 (Cont.)

306A28 Start-Disconnect Relay
307B180 Reverse Current Relay
307B253 Stop Relay
320A104 Emergency Relay (Reset)
308P2 Manual or Electric Start
Selector Switch
308P154 Start-Stop Switch
302A446 Ammeter (5-0-5)
332A611 Terminal Block - 3 Place
332A612 Block Marker - 3 Place
332A537 Terminal Block - 4 Place
332A566 Block Marker - 4 Place

35

W.D. 611C537

301D2008 Control Box
301C1963 Control Cover
301C2009 Control Panel
301B2010 Control Mtg. Bracket - R.H.
301B2011 Control Mtg. Bracket - L.H.
301B2012 Resistor Cover
304A506 Adjustable Resistor - 6 Ohm,
150 Watt
304A251 Fixed Resistor - 30 Ohm,
5 Watt
304A217 Fixed Resistor - 1 Ohm,
10 Watt
307B40 Start Solenoid
306B28 Start-Disconnect Relay
307B180 Reverse Current Relay
307B253 Stop Relay
320A104 Emergency Relay (Reset)
308P2 Manual or Electric Start
Selector Switch
308P154 Start-Stop Switch
302A446 Ammeter (5-0-5)
332A611 Terminal Block - 3 Place
332A612 Block Marker - 3 Place
332A537 Terminal Block - 4 Place
332A566 Block Marker - 4 Place

36

W.D. 611C549

301D2008 Control Box
301C1963 Control Cover
301C2009 Control Panel
301B2010 Control Mtg. Bracket - R.H.
301B2011 Control Mtg. Bracket - L.H.
301B2012 Resistor Cover
304A506 Adjustable Resistor - 6 Ohm,
150 Watt
304A251 Fixed Resistor - 30 Ohm,
5 Watt
304A217 Fixed Resistor - 1 Ohm,
10 Watt
307B40 Start Solenoid
306A28 Start-Disconnect Relay
307B180 Reverse Current Relay
307B253 Stop Relay
320A104 Emergency Relay (Reset)
308P2 Manual or Electric Start
Selector Switch
(Cont.)

CONTROL SECTION

WIRING DIAGRAMS

CODE

W.D. 611C549 (Cont.)

308P154 Start-Stop Switch
 302A446 Ammeter (5-0-5)
 332A611 Terminal Block - 3 Place
 332A612 Block Marker - 3 Place
 332A537 Terminal Block - 4 Place
 332A566 Block Marker - 4 Place

37

W.D. 611C550

301D1962 Control Box
 301B1963 Control Cover
 301C2092 Control Panel
 301B1964 Control Mtg. Bracket - R.H.
 301B1965 Control Mtg. Bracket - L.H.
 305A254 Rectifier Mtg. Bracket
 305A235 Rectifier
 308A28 Start Switch
 308P2 Ignition Switch
 302A446 Ammeter (5-0-5)
 320A104 Emergency Relay
 332A706 Terminal Block - 8 Place
 332A739 Block Marker (4 thru 9)
 332K750 Battery Polarity Marker Kit
 332A419 Terminal Block - 4 Place
 332A744 Block Marker (T1, T3, T2, T4)
 332A440 Terminal Jumper (2)
 304A217 Fixed Resistor - 1 Ohm, 10 Watt
 304A500 Adjustable Resistor - 2 Ohm, 150 Watt (Mounted in Generator Air Outlet)

38

W.D. 611C552

301D1962 Control Box
 301B1963 Control Cover
 301C1961 Control Panel
 301B1964 Control Mtg. Bracket - R.H.
 301B1965 Control Mtg. Bracket - L.H.
 305A254 Rectifier Mtg. Bracket
 305A235 Rectifier
 307B40 Start Solenoid
 307B623 Ignition Relay
 307B597 Start Relay
 302A446 Ammeter (5-0-5)
 308P2 Manual or Electric Start Selector Switch
 308P154 Start-Stop Switch
 332A706 Terminal Block - 8 Place
 332A739 Block Marker -(4 thru 9)
 332K750 Battery Polarity Marker Kit
 332A537 Terminal Block - 4 Place
 332A566 Block Marker (B+, 1, 2, 3)
 304A32 Fixed Resistor - 15 Ohm, 10 Watt
 304A500 Adjustable Resistor - 2 Ohm, 150 Watt (Mounted in Generator Air Outlet)
 332P52 Tinnerman Clip

CODE

39

W.D. 611C565

301D2008 Control Box
 301C1963 Control Cover
 301C2009 Control Panel
 301B2010 Control Mtg. Bracket - R.H.
 301B2011 Control Mtg. Bracket - L.H.
 301B2012 Resistor Cover
 304A506 Adjustable Resistor - 6 Ohm, 150 Watt
 304A251 Fixed Resistor - 30 Ohm, 5 Watt
 304A217 Fixed Resistor - 1 Ohm, 10 Watt
 307B40 Start Solenoid
 306A28 Start-Disconnect Relay
 307B597 Fuel Solenoid Relay
 307B180 Reverse Current Relay
 307B253 Stop Relay
 320A104 Emergency Relay(Reset)
 308P2 Manual or Electric Start Selector Switch
 308P154 Start-Stop Switch
 332A611 Terminal Block - 3 Place
 332A612 Block Marker - 3 Place
 332A537 Terminal Block - 4 Place
 332A566 Block Marker - 4 Place
 302A446 Ammeter (5-0-5)

40

W.D. 611C568

301D1962 Control Box
 301B1963 Control Cover
 301C1961 Control Panel
 301B1964 Control Mtg. Bracket - R.H.
 301B1965 Control Mtg. Bracket - L.H.
 305A254 Rectifier Mtg. Bracket
 305A235 Rectifier
 307B40 Start Solenoid
 307B116 Stop Relay
 307B623 Start-Disconnect Relay
 307B597 Start Relay
 302A446 Ammeter (5-0-5)
 308P2 Manual or Electric Start Selector Switch
 308P154 Start-Stop Switch
 332A706 Terminal Block - 8 Place
 332A739 Block Marker (4 thru 9)
 332K750 Battery Polarity Marker Kit
 332A537 Terminal Block - 4 Place
 332A566 Block Marker (B+, 1, 2, 3)
 332P52 Tinnerman Clip
 304A32 Fixed Resistor - 15 Ohm, 10 Watt
 304A500 Adjustable Resistor - 2 Ohm, 150 Watt (Mounted in Generator Air Outlet)

41

W.D. 611C570

301D1962 Control Box
 301B1963 Control Cover
 (Cont.)

CONTROL SECTION

9

WIRING DIAGRAMS

CODE

W.D. 611C570 (Cont.)

301C1961 Control Panel
301B1964 Control Mtg. Bracket - R.H.
301B1965 Control Mtg. Bracket - L.H.
305A254 Rectifier Mtg. Bracket
305A235 Rectifier
307B40 Start Solenoid
307B623 Ignition Relay
307B597 Start Relay
302A446 Ammeter (5-0-5)
308P2 Manual or Electric Start Selector Switch
308P154 Start-Stop Relay
332A706 Terminal Block - 8 Place
332A739 Block Marker (4 thru 9)
332K750 Battery Polarity Marker Kit
332A537 Terminal Block - 4 Place
332A566 Block Marker (B-, 1, 2, 3,)
304A32 Fixed Resistor - 15 Ohm, 10 Watt
304A500 Adjustable Resistor - 2 Ohm, 150 Watt (Mounted in Generator Air Outlet)
332P52 Tinnerman Clip

42

W.D. 611C573

301D2008 Control Box
301C1963 Control Cover
301C2009 Control Panel
301B2010 Control Mtg. Bracket - R.H.
301B2011 Control Mtg. Bracket - L.H.
301B2012 Resistor Cover
304A506 Adjustable Resistor - 6 Ohm, 150 Watt
304A251 Fixed Resistor - 30 Ohm, 5 Watt
307B40 Start Solenoid
312A57 Condenser (off Start Solenoid)
306A28 Start-Disconnect Relay
307B180 Reverse Current Relay
307B253 Stop Relay
308P2 Manual or Electric Start Selector Switch
308P154 Start-Stop Switch
332A609 Terminal Block - 2 Place
332A537 Terminal Block - 4 Place
332A566 Block Marker - 4 Place
302A446 Ammeter - (5-0-5)

43

W.D. 611C575

301D1962 Control Box
301B1963 Control Cover
301C1961 Control Panel
301B1964 Control Mtg. Bracket - R.H.
301B1965 Control Mtg. Bracket - L.H.
305A254 Rectifier Mtg. Bracket
305A235 Rectifier
307B40 Start Solenoid
307B623 Ignition Relay
307B597 Start Relay
(Cont.)

CODE

W.D. 600C575 (Cont.)

307B535 Hi-Temp. Stop & Alarm Relay
308P2 Manual or Electric Start Selector Switch
308P154 Start-Stop Relay
302A446 Ammeter (5-0-5)
320B221 Emergency Relay
332A706 Terminal Block - 8 Place
332A739 Block Marker (4 thru 9)
332K750 Battery Polarity Marker Kit
332A609 Terminal Block - 2 Place
332A610 Block Marker - 2 Place
332A537 Terminal Block - 4 Place
332A566 Block Marker (B+, 1, 2, 3)
304A32 Fixed Resistor - 15 Ohm, 10 Watt
304A217 Fixed Resistor - 1 Ohm, 10 Watt
304A500 Adjustable Resistor - 2 Ohm, 150 Watt (Mounted in Generator Air Outlet)
332P52 Tinnerman Clip

44

W.D. 611C577

301D1962 Control Box
301B1963 Control Cover
301C2335 Control Panel
301B1964 Control Mtg. Bracket - R.H.
301B1965 Control Mtg. Bracket - L.H.
305A254 Rectifier Mtg. Bracket
305A235 Rectifier
307B61 Start Solenoid
308P154 Start-Stop Switch
302A446 Ammeter (5-0-5)
332A537 Terminal Block (Marker 7, 1, , +)
332A554 Block Marker (7, -, , +)
332K750 Battery Polarity Marker Kit
332A254 Terminal Block - Load
332A603 Block Marker (T1, T3, T2, T4)
332A439 Terminal Jumper (2)
312A22 Condenser (off T, & T4 Terminals)
304A521 Adjustable Resistor - 8 Ohm, 150 Watt (Mounted in Generator Air Outlet)

45

W.D. 611C583

301D1962 Control Box
301B1963 Control Cover
301C1961 Control Panel
301B1964 Control Mtg. Bracket - R.H.
301B1965 Control Mtg. Bracket - L.H.
305A254 Rectifier Mtg. Bracket
305A238 Rectifier
307B61 Start Solenoid
307B623 Ignition Relay
(Cont.)

CONTROL SECTION

WIRING DIAGRAMS

CODE

W.D. 611C583 (Cont.)

307B597 Start Relay
 308P2 Manual or Electric Start
 Selector Switch
 308P154 Start-Stop Switch
 302A446 Ammeter (5-0-5)
 332A706 Terminal Block - 8 Place
 332A739 Block Marker (4 thru 9)
 332K750 Battery Polarity Marker Kit
 332A537 Terminal Block - 4 Place
 332A566 Block Marker (B-, 1, 2, 3)
 304A276 Fixed Resistor - 75 Ohm,
 10 Watt)
 304A194 Adjustable Resistor -
 50 Ohm, 25 Watt
 304A521 Adjustable Resistor - 8
 Ohm, 150 Watt
 (Mounts in Generator
 Air Outlet)
 332P52 Tinnerman Clip

46

W.D. 611C589

301D2008 Control Box
 301C1963 Control Cover
 301C2009 Control Panel
 301B2010 Control Mtg. Bracket - R.H.
 301B2011 Control Mtg. Bracket - L.H.
 301B2012 Resistor Cover
 304A506 Adjustable Resistor - 6 Ohm,
 150 Watt
 304A251 Fixed Resistor - 30 Ohm,
 5 Watt
 307B40 Start Solenoid
 306A28 Start-Disconnect Relay
 307B180 Reverse Current Relay
 307B253 Stop Relay
 302A446 Ammeter (5-0-5)
 308P2 Manual or Electric Start
 Selector Switch
 308P154 Start-Stop Switch
 332A609 Terminal Block - 2 Place
 332A537 Terminal Block - 4 Place
 332A566 Terminal Block - 4 Place

47

W.D. 611C594

301D1962 Control Box
 301B1963 Control Cover
 301C2376 Control Panel
 301B1964 Control Mtg. Bracket - R.H.
 301B1965 Control Mtg. Bracket - L.H.
 305A254 Rectifier Mtg. Bracket
 305A235 Rectifier
 307B40 Start Solenoid
 307B623 Ignition Relay
 307B597 Start Relay
 320B221 Emergency Relay
 302A446 Ammeter (5-0-5)
 308P2 Manual or Electric Start
 Selector Switch
 308P154 Start-Stop Switch
 (Cont.)

CODE

W.D. 611C594 (Cont.)

322P69 Low Oil Pressure Light
 Socket
 322P4 Low Oil Pressure Light
 Lamp
 332A706 Terminal Block - 8 Place
 332A739 Block Marker (4 thru 9)
 332K750 Battery Polarity Marker Kit
 332A537 Terminal Block - 4 Place
 332A566 Block Marker (B+, 1, 2, 3)
 304A32 Fixed Resistor - 15 Ohm,
 10 Watt
 304A217 Fixed Resistor - 1 Ohm,
 10 Watt
 304A500 Adjustable Resistor 2 Ohm,
 150 Watt (Mounted in
 Generator Air Outlet)
 332P52 Tinnerman Clip

48

W.D. 611C607

301D1962 Control Box
 301B1963 Control Cover
 301C1961 Control Panel
 301B1964 Control Mtg. Bracket - R.H.
 301B1965 Control Mtg. Bracket - L.H.
 332P52 Tinnerman Clip
 307B40 Start Solenoid
 307B623 Ignition Relay
 307B597 Start Relay
 308P2 Manual or Electric Start
 Selector Switch
 308P154 Start-Stop Switch
 304A32 Fixed Resistor - 15 Ohm,
 10 Watt
 332A706 Terminal Block - 8 Place
 332A739 Block Marker (4 thru 9)
 332A537 Terminal Block - 4 Place
 332A566 Block Marker (B+, 1, 2, 3)

49

W.D. 611C613

301D1962 Control Box
 301B1963 Control Cover
 301C2376 Control Panel
 301B1964 Control Mtg. Bracket - R.H.
 301B1979 Control Mtg. Bracket - L.H.
 508-9 Rubber Grommet
 301D1978 Load Output Box
 301B2390 Output Box Cover
 320B58 Circuit Breaker - 30 Amp. (2)
 305A254 Rectifier Mtg. Bracket
 305A235 Rectifier
 307B40 Start Solenoid
 307B623 Ignition Relay
 307B597 Start Relay
 307A655 Hi-Temp. Emergency Relay
 302A446 Ammeter (5-0-5)
 322P69 Hi-Temp. Signal Light
 Socket
 322P4 Hi-Temp. Light Lamp
 308P2 Manual or Electric Start
 Selector Switch
 (Cont.)

CONTROL SECTION

11

WIRING DIAGRAMS

CODE

W.D. 611C613 (Cont.)

308P154 Start-Stop Relay
332A706 Terminal Block - 8 Place
332A739 Block Marker (4 thru 9)
332K750 Battery Polarity Marker Kit
332A537 Terminal Block - 4 Place
332A566 Block Marker (B-, 1, 2, 3)
304A32 Fixed Resistor - 15 Ohm,
10 Watt
304A500 Adjustable Resistor - 2 Ohm,
150 Watt (Mounted in
Generator Air Outlet)

50

W.D. 611C616

301D2008 Control Box
301C1963 Control Cover
301C2009 Control Panel
301B2010 Control Mtg. Bracket - R. H.
301B2011 Control Mtg. Bracket - L. H.
301B2012 Resistor Cover
304A506 Adjustable Resistor - 6 Ohm,
150 Watt
304A251 Fixed Resistor - 30 Ohm,
5 Watt
307B40 Start Solenoid
306A28 Start-Disconnect Relay
307B180 Reverse Current Relay
307B253 Stop Relay
302A446 Ammeter (5-0-5)
308P2 Manual or Electric Start
Selector Switch
308P154 Start-Stop Switch
332A609 Terminal Block - 2 Place
332A537 Terminal Block - 4 Place
332A566 Block Marker - 4 Place

51

W.D. 611C617

301D1962 Control Box
301B1963 Control Cover
301C1961 Control Panel
301B1964 Control Mtg. Bracket - R. H.
301B1979 Control Mtg. Bracket - L. H.
508-9 Rubber Grommet
301D1978 Load Output Box
301B1161 Output Box Cover
323-91 Receptacle - 4 Prong (2)
323-186 Receptacle - 3 Prong
323P184 Duplex Receptacle
307B40 Start Solenoid
307B623 Ignition Relay
307B597 Start Relay
320A104 Emergency Relay (Reset)
305A254 Rectifier Mtg. Bracket
305A235 Rectifier
302A446 Ammeter (5-0-5)
308P2 Manual or Electric Start
Selector Switch
308P154 Start-Stop Relay
332A706 Terminal Block - 8 Place
332A739 Block Marker (4 thru 9)
(Cont.)

CODE

W.D. 611C617 (Cont.)

332A537 Terminal Block - 4 Place
332A566 Block Marker (B+, 1, 2, 3)
332K750 Battery Polarity Marker Kit
304A32 Fixed Resistor - 15 Ohm,
10 Watt
304A217 Fixed Resistor - 1 Ohm,
10 Watt
304A500 Adjustable Resistor - 2
Ohm, 150 Watt
332P52 Tinnerman Clip

52

W.D. 611C619

301D1962 Control Box
301B1963 Control Cover
301C2376 Control Panel
301B1964 Control Mtg. Bracket - R. H.
301B1965 Control Mtg. Bracket - L. H.
332P52 Tinnerman Clip
305A254 Rectifier Mtg. Bracket
305A235 Rectifier
307B40 Start Solenoid
307B623 Ignition Relay
307B597 Start Relay
307A655 Hi-Temp Emergency Relay
320B221 Low Oil Pressure Emer-
gency Relay
302A446 Ammeter (5-0-5)
322P69 Signal Light Socket (2)
322P4 Signal Light Lamp (2)
308P2 Manual or Electric Start
Selector Switch
308P154 Start-Stop Switch
332A751 Terminal Block - 10 Place
332A853 Block Marker (For 10 Place
Block)
332K750 Battery Polarity Marker Kit
332A537 Terminal Block - 4 Place
332A566 Block Marker - 4 Place
304A32 Fixed Resistor - 15 Ohm,
10 Watt
304A217 Fixed Resistor - 1 Ohm,
10 Watt
304A500 Adjustable Resistor - 2 Ohm,
150 Watt (Mounted in
Generator Air Outlet)

53

W.D. 611B622

301C2088 Instrument Panel
308A12 Voltmeter Selector Switch
303-76 Selector Switch Knob
320P19 Circuit Breaker - 25 Amp. (3)
302P421 AC Voltmeter
302P418 AC Ammeter (3)

54

W.D. 611C630

301D1962 Control Box
301B1963 Control Cover
301C2376 Control Panel
301B1964 Control Mtg. Bracket - R. H.
(Cont.)

CONTROL SECTION

WIRING DIAGRAMS

CODE

W.D. 611C630 (Cont.)

301B1965 Control Mtg. Bracket - **L.H.**
 332P52 Tinnerman Clip
 305A254 Rectifier Mtg. Bracket
 305A235 Rectifier
 307B40 Start Solenoid
 307B623 Ignition Relay
 307B597 Start Relay
 307A655 Over Speed Emergency Relay
 320A104 Low Oil Pressure Emergency Relay
 308P2 Manual or Electric Start Selector Switch
 308P154 Start-Stop Switch
 302A446 Ammeter (5-0-5)
 332A706 Terminal Block - 8 Place
 332A739 Block Marker (4 thru 9)
 332K750 Battery Polarity Marker Kit
 332A537 Terminal Block - 4 Place
 332A566 Block Marker (B+, 1, 2, 3)
 304A32 Fixed Resistor - 15 Ohm, 10 Watt
 304A217 Fixed Resistor - 1 Ohm, 10 Watt
 304A500 Terminal Block - 2 Ohm, 150 Watt (Mounted in Generator Air Outlet)

55

W.D. 611C633

301D1962 Control Box
 301B1963 Control Cover
 301C1961 Control Panel
 301C1968 Control Mtg. Bracket
 402A70 Rubber Mount (4)
 337A52 Control To Generator Ground Strap
 332P52 Tinnerman Clip
 307B40 Start Solenoid
 307B597 Start Relay
 307B116 Stop Relay
 302A446 Ammeter (5-0-5)
 305A254 Rectifier Mtg. Bracket
 305A235 Rectifier
 308P2 Manual or Electric Start Selector Switch
 308P154 Start-Stop Switch
 307P773 Start Disconnect & Run Relay
 323-52 Relay Plug-in Socket
 307P778 Relay Hold Down Spring
 332A706 Terminal Block - 8 Place
 332A739 Block Marker (4 thru 9)
 332K750 Battery Polarity Marker Strip
 332A537 Terminal Block - 4 Place
 332A566 Block Marker (B+, 1, 2, 3)
 332A254 Terminal Block - Load
 332A868 Block Marker (T1, T3, T2, T4)
 312A22 Condenser (off T, & T4 Terminals)

(Cont.)

CODE

W.D. 611C633 (Cont.)

304A32 Fixed Resistor - 15 Ohm, 10 Watt
 304A500 Adjustable Resistor - 2 Ohm, 150 Watt (Mounted in Generator Air Outlet)

56

W.D. 611C634

301D1962 Control Box
 301B1963 Control Cover
 301C1961 Control Panel
 301B1964 Control Mtg. Bracket - **R.H.**
 301B1965 Control Mtg. Bracket - **L.H.**
 332P52 Tinnerman Clip
 305A254 Rectifier Mtg. Bracket
 305A235 Rectifier
 307B40 Start Solenoid
 307B623 Ignition Relay
 307B597 Start Relay
 302A446 Ammeter (5-0-5)
 320B221 Low Oil Pressure Emergency Relay
 322P69 Low Oil Pressure Light Socket
 322P4 Low Oil Pressure Lamp
 308P2 Manual or Electric Start Selector Switch
 308P154 Start Stop Switch
 332A706 Terminal Block - 8 Place
 332A739 Block Marker (4 thru 9)
 332K750 Battery Polarity Marker Kit
 332A537 Terminal Block - 4 Place
 332A566 Block Marker - 4 Place
 304A32 Fixed Resistor - 15 Ohm, 10 Watt
 304A217 Fixed Resistor - 1 Ohm, 10 Watt
 304A500 Adjustable Resistor - 2 Ohm, 150 Watt (Mounted in Generator Air Outlet)

CONTROL SECTION

13

WIRING DIAGRAMS

CODE

57

W.D. 611C637

301D1962 Control Box
 301B1963 Control Cover
 301C1961 Control Panel
 301B1964 Control Mtg. Bracket - R. H.
 301B1965 Control Mtg. Bracket - L. H.
 332P52 Tinnerman Clip
 305A254 Rectifier Bracket
 305A235 Rectifier
 307P797 Start-Disconnect & Ignition Relay
 323-52 Relay Socket
 307P778 Relay Hold Down Spring
 308P5 Manual or Electric Start Selector Switch
 308P154 Start-Stop Switch
 302A446 Ammeter (5-0-5)
 332A706 Terminal Block - 8 Place
 332A739 Block Marker (4 thru 9)
 332A537 Terminal Block - 4 Place
 332A566 Block Marker - 4 Place
 304A32 Fixed Resistor - 15 Ohm, 10 Watt
 304A500 Adjustable Resistor - 2 Ohm, 150 Watt (Mounted in Generator Air Outlet)

58

W.D. 611C638

301D1962 Control Box
 301B1963 Control Cover
 301C1961 Control Panel
 301B1964 Control Mtg. Bracket - R. H.
 301B1965 Control Mtg. Bracket - L. H.
 332P52 Tinnerman Clip
 305A254 Rectifier Mtg. Bracket
 305A235 Rectifier
 307P797 Start-Disconnect & Ignition Relay
 323-52 Relay Plug-in Socket
 307P778 Relay Hold-Down Spring
 308P5 Manual or Electric Start Selector Switch
 308P154 Start-Stop Switch
 302A446 Ammeter (5-0-5)
 332A706 Terminal Block - 8 Place
 332A739 Block Marker (4 thru 9)
 332A537 Terminal Block - 4 Place
 332A566 Block Marker - 4 Place
 304A32 Fixed Resistor - 15 Ohm, 10 Watt

(Cont.)

CODE

59

W.D. 611C638 (Cont.)

304A500 Adjustable Resistor - 2 Ohm, 150 Watt (Mounted in Generator Air Outlet)

W.D. 611C640

301D2140 Control Box
 301B1963 Control Cover
 301C1961 Control Panel
 301B1964 Control Mtg. Bracket - R. H.
 301B2429 Control Mtg. Bracket - L. H.
 332P52 Tinnerman Clip
 305P343 Rectifier
 320P235 Circuit Breaker - 20 Amp.
 307B40 Start Solenoid
 307P773 Start-Disconnect & Ignition Relay
 323-52 Relay Plug-in Socket
 307P778 Relay Hold Down Spring
 307B597 Start Relay
 320A104 Emergency Relay (Reset)
 308P2 Manual or Electric Start Selector Switch
 308P154 Start-Stop Switch
 302A554 Ammeter (15-0-15)
 320P204 Circuit Breaker - 30 Amp.
 332A706 Terminal Block - 8 Place
 332A739 Block Marker (4 thru 9)
 332A537 Terminal Block - 4 Place
 332A566 Block Marker - 4 Place
 304A32 Fixed Resistor - 15 Ohm, 10 Watt
 304A217 Fixed Resistor - 1 Ohm, 10 Watt
 304A625 Adjustable Resistor - 1 Ohm, 150 Watt (Mounted in Generator Air Outlet)

60

W.D. 611C645

301D2008 Control Box
 301C2009 Control Panel
 301B2010 Control Mtg. Bracket - R. H.
 301B2011 Control Mtg. Bracket - L. H.
 301C2128 Receptacle Box
 301B1755 Receptacle Panel
 301B2129 Receptacle Box Mtg. Bracket
 301B2012 Resistor Cover
 304A506 Adjustable Resistor - 6 Ohm, 150 Watt
 304A251 Fixed Resistor - 30 Ohm, 5 Watt
 307B40 Start Solenoid
 306A28 Start-Disconnect Relay
 307B180 Reverse Current Relay
 307B253 Stop Relay
 302A446 Ammeter (5-0-5)
 308P2 Manual or Electric Start Selector Switch
 308P154 Start-Stop Switch
 332A609 Terminal Block - 2 Place
 332A537 Terminal Block - 4 Place

(Cont.)

CONTROL SECTION

WIRING DIAGRAMS

CODE

W.D. 611C645 (Cont.)

332A566 Marker Strip - 4 Place
 323P140 Twistlock Receptacle (2)
 323P184 Duplex Receptacle (2)
 322P21 Pilot Light Receptacle
 322-11 Pilot Light Lamp
 149-234 Pilot Light Guard
 149A156 Pilot Light Guard Gasket
 301A1902 Pilot Light Guard Clamp

61

W.D. 611C646

301D1962 Control Box
 301B1963 Control Cover
 301C1961 Control Panel
 301B1964 Control Mtg. Bracket - R. H.
 301B1965 Control Mtg. Bracket - L. H.
 332P52 Tinnerman Clip
 305A254 Rectifier Mtg. Bracket
 305A235 Rectifier
 307B40 Start Solenoid
 307B623 Ignition Relay
 307B597 Start Relay
 302A446 Ammeter (5-0-5)
 308P2 Manual or Electric Start
 Selector Switch
 308P154 Start-Stop Switch
 332A706 Terminal Block - 8 Place
 332A739 Block Marker (4 thru 9)
 332K750 Battery Polarity Marker Kit
 332A537 Terminal Block - 4 Place
 332A566 Marker Strip - 4 Place
 304A32 Fixed Resistor - 15 Ohm,
 10 Watt
 304A500 Adjustable Resistor - 2 Ohm,
 150 Watt (Mounted in
 Generator Air Outlet)

62

W.D. 611C648

301D1962 Control Box
 301B1963 Control Cover
 301C2376 Control Panel
 301B1964 Control Mtg. Bracket - R. H.
 301B1965 Control Mtg. Bracket - L. H.
 332P52 Tinnerman Clip
 305A254 Rectifier Mtg. Bracket
 305A235 Rectifier
 307B40 Start Solenoid
 307B623 Ignition Relay
 307B597 Start Relay
 307A655 Over Speed Emergency Relay
 320A104 Low Oil Pressure Emergency
 Relay (Reset)
 322P69 Low Oil Pressure Light Socket
 322P4 Low Oil Pressure Light Lamp
 302A446 Ammeter (5-0-5)
 308P2 Manual or Electric Start
 Selector Switch
 308P154 Start-Stop Switch
 332A706 Terminal Block - 8 Place
 332A739 Block Marker (4 thru 9)

(Cont.)

CODE

W.D. 611C648 (Cont.)

332K750 Battery Polarity Marker Kit
 332A537 Terminal Block - 4 Place
 332A566 Block Marker - 4 Place
 304A32 Fixed Resistor - 15 Ohm,
 10 Watt
 304A217 Fixed Resistor - 1 Ohm,
 10 Watt
 304A500 Adjustable Resistor - 2 Ohm,
 150 Watt

63

W.D. 611C653

301D2008 Control Box
 301B1963 Control Cover
 301C2009 Control Panel
 301B2010 Control Mtg. Bracket - R. H.
 301B2011 Control Mtg. Bracket - L. H.
 301C2128 Receptacle Box
 301B1755 Receptacle Box Panel
 301B2129 Receptacle Box Mtg. Bracket
 301B2012 Resistor Cover
 304A506 Adjustable Resistor - 6 Ohm,
 150 Watt
 304A251 Fixed Resistor - 30 Ohm,
 5 Watt
 307B40 Start Solenoid
 306A28 Start-Disconnect Relay
 307B180 Reverse Current Relay
 307B253 Stop Relay
 302A446 Ammeter (5-0-5)
 308P2 Manual or Electric Start
 Selector Switch
 308P154 Start-Stop Switch
 332A609 Terminal Block - 2 Place
 332A537 Terminal Block - 4 Place
 332A566 Block Marker - 4 Place
 323-11 Twistlock Receptacle (2)
 323P184 Duplex Receptacle (2)
 322-21 Pilot Light Receptacle
 322-11 Pilot Light Lamp
 149-234 Pilot Light Guard
 149A156 Pilot Light Guard Gasket
 301A1902 Guard Clamp

64

W.D. 611C654

301D2008 Control Box
 301B1963 Control Cover
 301C2009 Control Panel
 301B2010 Control Mtg. Bracket - R. H.
 301B2011 Control Mtg. Bracket - L. H.
 301B2012 Resistor Cover
 304A506 Adjustable Resistor - 6 Ohm,
 150 Watt
 304A251 Fixed Resistor - 30 Ohm,
 5 Watt
 304A217 Fixed Resistor - 1 Ohm,
 10 Watt
 307B40 Start Solenoid
 306A28 Start-Disconnect Relay
 307B180 Reverse Current Relay

(Cont.)

CONTROL SECTION

15

WIRING DIAGRAMS

CODE

W.D. 611C654 (Cont.)

307B253 Stop Relay
320A104 Emergency Relay (Reset)
302A446 Ammeter (5-0-5)
308P2 Manual or Electric Start
Selector Switch
308P154 Start-Stop Switch
332A611 Terminal Block - 3 Place
332A612 Block Marker - 3 Place
332A537 Terminal Block - 4 Place
332A566 Block Marker - 4 Place

65

W.D. 611C655

301D2008 Control Box
301B1963 Control Cover
301C2009 Control Panel
301B2010 Control Mtg. Bracket - R. H.
301B2011 Control Mtg. Bracket - L. H.
301B2012 Resistor Cover
304A506 Adjustable Resistor - 6 Ohm,
150 Watt
304A251 Fixed Resistor - 30 Ohm,
5 Watt
307B40 Start Solenoid
307B180 Reverse Current Relay
306A28 Start-Disconnect Relay
307B253 Stop Relay
308P2 Manual or Electric Start
Selector Switch
308P154 Start-Stop Relay
302A446 Ammeter (5-0-5)
332A609 Terminal Block - 2 Place
332A537 Terminal Block - 4 Place
332A566 Block Marker - 4 Place

66

W.D. 611C656

301D2008 Control Box
301B1963 Control Cover
301C2009 Control Panel
301B2010 Control Mtg. Bracket - R. H.
301B2011 Control Mtg. Bracket - L. H.
301B2012 Resistor Cover
304A506 Adjustable Resistor - 6 Ohm,
150 Watt
304A251 Fixed Resistor - 30 Ohm,
5 Watt
307B40 Start Solenoid
306A28 Start-Disconnect Relay
307B180 Reverse Current Relay
307B253 Stop Relay
308P2 Manual or Electric Start
Selector Switch
308P154 Start-Stop Switch
302A446 Ammeter (5-0-5)
332A609 Terminal Block - 2 Place
332A537 Terminal Block - 4 Place
332A566 Block Marker - 4 Place

67

W.D. 611C657

301D2008 Control Box
(Cont.)

CODE

W.D. 611C657 (Cont.)

301B1963 Control Cover
301C2009 Control Panel
301B2010 Control Mtg. Bracket - R. H.
301B2011 Control Mtg. Bracket - L. H.
301B2012 Resistor Cover
304A506 Adjustable Resistor - 6 Ohm,
150 Watt
304A251 Fixed Resistor
307B40 Start Solenoid
306A28 Start-Disconnect Relay
307B180 Reverse Current Relay
307B253 Stop Relay
308P2 Manual or Electric Start
Selector Switch
308P154 Start-Stop Switch
302A446 Ammeter (5-0-5)
332A609 Terminal Block - 2 Place
332A537 Terminal Block - 4 Place
332A566 Block Marker - 4 Place

68

W.D. 611C658

301D2008 Control Box
301B1963 Control Cover
301C2009 Control Panel
301B2010 Control Mtg. Bracket - R. H.
301B2011 Control Mtg. Bracket - L. H.
301B2012 Resistor Cover
304A506 Adjustable Resistor - 6 Ohm,
150 Watt
304A251 Fixed Resistor - 30 Ohm,
5 Watt
307B40 Start Solenoid
306A28 Start-Disconnect Relay
307B180 Reverse Current Relay
307B253 Stop Relay
308P2 Manual or Electric Start
Selector Switch
308P154 Start-Stop Switch
302A446 Ammeter (5-0-5)
332A609 Terminal Block - 2 Place
332A537 Terminal Block - 4 Place
332A566 Block Marker - 4 Place

69

W.D. 611C660

301D2008 Control Box
301B1963 Control Cover
301C2009 Control Panel
301B2010 Control Mtg. Bracket - R. H.
301B2011 Control Mtg. Bracket - L. H.
301B2012 Resistor Cover
304A506 Adjustable Resistor - 6 Ohm,
150 Watt
304A251 Fixed Resistor - 30 Ohm,
5 Watt
304A217 Fixed Resistor - 1 Ohm,
10 Watt
307B40 Start Solenoid
306A28 Start-Disconnect Relay
307B180 Reverse Current Relay
(Cont.)

CONTROL SECTION

WIRING DIAGRAMS

CODE

W.D. 611C660 (Cont.)

307B253 Stop Relay
 308P2 Manual or Electric Start
 Selector Switch
 308P154 Start-Stop Switch
 302A446 Ammeter (5-0-5)
 320A104 Emergency Relay (Reset)
 332A611 Terminal Block - 3 Place
 332A612 Block Marker - 3 Place
 332A537 Terminal Block - 4 Place
 332A566 Block Marker - 4 Place

70

W.D. 611C661

301D2008 Control Box
 301B1963 Control Cover
 301C2009 Control Panel
 301B2010 Control Mtg. Bracket - R. H.
 301B2011 Control Mtg. Bracket - L. H.
 301B2012 Resistor Cover
 304A506 Adjustable Resistor - 6 Ohm,
 150 Watt
 304A251 Fixed Resistor - 30 Ohm,
 5 Watt
 304A217 Fixed Resistor - 1 Ohm,
 10 Watt
 307B40 Start Solenoid
 306A28 Start-Disconnect Relay
 307B180 Reverse Current Relay
 307B253 Stop Relay
 308P2 Manual or Electric Start
 Selector Switch
 308P154 Start-Stop Switch
 302A446 Ammeter (5-0-5)
 320B104 Emergency Relay (Reset)
 332A611 Terminal Block - 3 Place
 332A537 Terminal Block - 4 Place
 332A612 Marker Strip - 3 Place
 332A566 Marker Strip - 4 Place

71

W.D. 611C662

301D2008 Control Box
 301B1963 Control Cover
 301C2009 Control Panel
 301B2010 Control Mtg. Bracket - R. H.
 301B2011 Control Mtg. Bracket - L. H.
 301B2012 Resistor Cover
 304A506 Adjustable Resistor - 6 Ohm,
 150 Watt
 304A251 Fixed Resistor - 30 Ohm,
 5 Watt
 304A217 Fixed Resistor - 1 Ohm,
 10 Watt
 307B40 Start Solenoid
 306A28 Start-Disconnect Relay
 307B180 Reverse Current Relay
 307B253 Stop Relay
 308P2 Manual or Electric Start
 Selector Switch
 308P154 Start-Stop Switch
 302A446 Ammeter (5-0-5)

(Cont.)

CODE

W.D. 611C662 (Cont.)

320A104 Emergency Relay (Reset)
 332A611 Terminal Block - 3 Place
 332A537 Terminal Block - 4 Place
 332A612 Marker Strip - 3 Place
 332A537 Marker Strip - 4 Place

72

W.D. 611C663

301D2008 Control Box
 301B1963 Control Cover
 301C2009 Control Panel
 301B2010 Control Mtg. Bracket - R. H.
 301B2011 Control Mtg. Bracket - L. H.
 301B2012 Resistor Cover
 304A506 Adjustable Resistor - 6 Ohm,
 150 Watt
 304A251 Fixed Resistor - 30 Ohm,
 5 Watt
 304A217 Fixed Resistor - 1 Ohm,
 10 Watt
 307B40 Start Solenoid
 307B180 Reverse Current Relay
 307B253 Stop Relay
 306A28 Start-Disconnect Relay
 308P2 Manual or Electric Start
 Selector Switch
 308P154 Start Stop Switch
 320A104 Emergency Relay (Reset)
 302A446 Ammeter (5-0-5)
 332A611 Terminal Block - 3 Place
 322A537 Terminal Block - 4 Place
 332A612 Block Marker - 3 Place
 332A566 Block Marker - 4 Place

73

W.D. 611C664

301D1962 Control Box
 301B1963 Control Cover
 301C1961 Control Panel
 301B1964 Control Mtg. Bracket - R. H.
 301B1965 Control Mtg. Bracket - L. H.
 332P52 Tinnerman Clip
 305A254 Rectifier Mtg. Bracket
 305A235 Rectifier
 307B40 Start Solenoid
 307B623 Start Disconnect & Ignition
 Relay
 307B597 Start Relay
 308P2 Manual or Electric Start
 Selector Switch
 308P154 Start-Stop Relay
 302A446 Ammeter (5-0-5)
 332A706 Terminal Block - 8 Place
 332A739 Block Marker (4 thru 9)
 332K750 Battery Polarity Marker Kit
 332A537 Terminal Block - 4 Place
 332A566 Block Marker - 4 Place
 304A32 Fixed Resistor - 15 Ohm,
 10 Watt
 304A500 Adjustable Resistor - 2 Ohm,
 150 Watt (Mounted in Gen-
 erator Air Outlet)

CONTROL SECTION

WIRING DIAGRAMS

17

CODE

74

W.D. 611C665

301D1962 Control Box
301B1963 Control Cover
301C1961 Control Panel
301B1964 Control Mtg. Bracket - R. H.
301B1965 Control Mtg. Bracket - L. H.
332P52 Tinnerman Clip
305A254 Rectifier Mtg. Bracket
305A235 Rectifier
307B40 Start Solenoid
307B623 Start-Disconnect & Ignition Relay
307B597 Start Relay
308P2 Manual or Electric Start Selector Switch
308P154 Start-Stop Relay
302A446 Ammeter (5-0-5)
332A706 Terminal Block - 8 Place
332A537 Terminal Block - 4 Place
332A739 Block Marker (4 thru 9)
332A566 Block Marker - 4 Place
332K750 Battery Polarity Marker Kit
304A32 Fixed Resistor - 15 Ohm, 10 Watt
304A500 Adjustable Resistor - 2 Ohm, 150 Watt (Mounts in Generator Air Outlet)

75

W.D. 611C666

301D1962 Control Box
301B1963 Control Cover
301C1961 Control Panel
301B1964 Control Mtg. Bracket - R. H.
301B1965 Control Mtg. Bracket - L. H.
332P52 Tinnerman Clip
305A254 Rectifier Mtg. Bracket
305A235 Rectifier
307B40 Start Solenoid
307B623 Start-Disconnect & Ignition Relay
307B597 Start Relay
308P2 Manual or Electric Start Selector Switch
308P154 Start-Stop Switch
302A446 Ammeter (5-0-5)
332A706 Terminal Block - 8 Place
332A537 Terminal Block - 4 Place
332A739 Block Marker (4 thru 9)
332A566 Block Marker - 4 Place
332K750 Battery Polarity Marker Kit
304A32 Fixed Resistor - 15 Ohm, 10 Watt
304A500 Adjustable Resistor - 2 Ohm, 150 Watt (Mounts in Generator Air Outlet)

76

W.D. 611C668

301D1962 Control Box
301B1963 Control Cover
301C1961 Control Panel
(Cont.)

CODE

W.D. 611C668 (Cont.)

301B1964 Control Mtg. Bracket - R. H.
301B1965 Control Mtg. Bracket - L. H.
332P52 Tinnerman Clip
305A254 Rectifier Mtg. Bracket
305A235 Rectifier
307B40 Start Solenoid
307B623 Start-Disconnect & Ignition Relay
307B597 Start Relay
308P2 Manual or Electric Start Selector Switch
308P154 Start-Stop Switch
320A104 Emergency Relay (Reset)
302A446 Ammeter (5-0-5)
332A706 Terminal Block - 8 Place
332A537 Terminal Block - 4 Place
332A739 Block Marker (4 thru 9)
332A566 Block Marker - 4 Place
332K750 Battery Polarity Marker Kit
304A32 Fixed Resistor - 15 Ohm, 10 Watt
304A217 Fixed Resistor - 1 Ohm, 10 Watt
304A500 Adjustable Resistor - 2 Ohm, 150 Watt

77

W.D. 611C669

301D1962 Control Box
301B1963 Control Cover
301C1961 Control Panel
301B1964 Control Mtg. Bracket - R. H.
301B1965 Control Mtg. Bracket - L. H.
332P52 Tinnerman Clip
305A254 Rectifier Mtg. Bracket
305A235 Rectifier
307B40 Start Solenoid
307B623 Start-Disconnect & Ignition Relay
307B597 Start Relay
308P2 Manual or Electric Start Selector Switch
308P154 Start-Stop Switch
302A446 Ammeter (5-0-5)
320A104 Emergency Relay (Reset)
332A706 Terminal Block - 8 Place
332A537 Terminal Block - 4 Place
332A739 Block Marker (4 thru 9)
332A566 Block Marker - 4 Place
332K750 Battery Polarity Marker Kit
304A32 Fixed Resistor - 15 Ohm, 10 Watt
304A217 Fixed Resistor - 1 Ohm, 10 Watt
304A500 Adjustable Resistor - 2 Ohm, 150 Watt (Mounted in Generator Air Outlet)

78

W.D. 611C670

301D1962 Control Box
(Cont.)

CONTROL SECTION

WIRING DIAGRAMS

CODE

W.D. 611C670 (Cont.)

301B1963 Control Cover
 301C1961 Control Panel
 301B1964 Control Mtg. Bracket - R. H.
 301B1965 Control Mtg. Bracket - L. H.
 332P52 Tinnerman Clip
 305A254 Rectifier Mtg. Bracket
 305A235 Rectifier
 307B40 Start Solenoid
 307B623 Start-Disconnect & Ignition Relay
 307B597 Start Relay
 308P154 Start-Stop Switch
 308P2 Manual or Electric Start Selector Switch
 302A446 Ammeter (5-0-5)
 320A104 Emergency Reset Relay
 332A706 Terminal Block - 8 Place
 332A739 Block Marker (4 thru 9)
 332K750 Battery Polarity Marker Kit
 332A537 Terminal Block - 4 Place
 332A566 Block Marker - 4 Place
 304A32 Fixed Resistor - 15 Ohm, 10 Watt
 304A217 Fixed Resistor - 1 Ohm, 10 Watt
 304A500 Adjustable Resistor - 2 Ohm, 150 Watt (Mounts in Generator Air Outlet)

79

W.D. 611C673

301D2008 Control Box
 301B1963 Control Cover
 301C2009 Control Panel
 301B2010 Control Mtg. Bracket - R. H.
 301B2011 Control Mtg. Bracket - L. H.
 301B2012 Resistor Cover
 304A506 Adjustable Resistor - 6 Ohm, 150 Watt
 304A251 Fixed Resistor - 30 Ohm, 5 Watt
 304A217 Fixed Resistor - 1 Ohm, 10 Watt
 307B40 Start Solenoid
 307B180 Reverse Current Relay
 306A28 Start-Disconnect Relay
 307B253 Stop Relay
 308P2 Manual or Electric Start Selector Switch
 308P154 Start-Stop Switch
 320A104 Emergency Reset Relay
 302A446 Ammeter (5-0-5)
 332A611 Terminal Block - 3 Place
 332A537 Terminal Block - 4 Place
 332A612 Block Marker - 3 Place
 332A566 Block Marker - 4 Place

80

W.D. 611C674

301D2140 Control Box
 301B1963 Control Cover
 (Cont.)

CODE

W.D. 611C674 (Cont.)

301C1961 Control Panel
 301B1964 Control Mtg. Bracket - R. H.
 301B2429 Control Mtg. Bracket - L. H.
 332P52 Tinnerman Clip
 307B40 Start Solenoid
 307B597 Start Relay
 307B773 Start-Disconnect & Ignition Relay
 323-52 Relay Plug-in Socket
 307P778 Relay Hold-Down Spring
 320A104 Emergency Reset Switch
 320P204 Circuit Breaker - 30 Amp.
 320P235 Circuit Breaker - 20 Amp.
 305P343 Rectifier
 308P2 Manual or Electric Start Selector Switch
 308P154 Start-Stop Switch
 302A554 Ammeter (15-0-15)
 332A706 Terminal Block - 8 Place
 332A739 Marker Strip (4 thru 9)
 332A537 Terminal Block - 4 Place
 332A566 Block Marker - 4 Place
 304A32 Fixed Resistor - 15 Ohm, 10 Watt
 304A217 Fixed Resistor - 1 Ohm, 10 Watt
 304A625 Adjustable Resistor - 1 Ohm, 150 Watt (Mounted in Gen. Air Outlet)

81

W.D. 611C678

301D2008 Control Box
 301B1963 Control Cover
 301C2009 Control Panel
 301B2010 Control Mtg. Bracket - R. H.
 301B2011 Control Mtg. Bracket - L. H.
 301B2012 Resistor Cover
 304A506 Adjustable Resistor - 6 Ohm, 150 Watt
 304A251 Fixed Resistor - 30 Ohm, 5 Watt
 307B40 Start Solenoid
 306A28 Start-Disconnect Relay
 307B253 Stop Relay
 307B180 Reverse Current Relay
 308P2 Manual or Electric Start Selector Switch
 308P154 Start-Stop Switch
 302A446 Ammeter (5-0-5)
 332A609 Terminal Block - 2 Place
 332A537 Terminal Block - 4 Place
 332A566 Terminal Block - 4 Place

82

W.D. 611C680

301D2008 Control Box
 301B1963 Control Cover
 301C2009 Control Panel
 301B2010 Control Mtg. Bracket - R. H.
 301B2011 Control Mtg. Bracket - L. H.
 (Cont.)

CONTROL SECTION

19

WIRING DIAGRAMS

CODE

W.D. 611C680 (Cont.)

301B2012 Resistor Cover
301C1797 Meter Panel
304A506 Adjustable Resistor - 6 Ohm,
150 Watt
304A251 Fixed Resistor - 30 Ohm,
5 Watt
307B40 Start Solenoid
307B180 Reverse Current Relay
306A28 Start-Disconnect Relay
307B253 Stop Relay
308P154 Start-Stop Switch
302A446 Ammeter (5-0-5)
332A609 Terminal Block - 2 Place
332A537 Terminal Block - 4 Place
332A566 Block Marker - 4 Place
320B2 Circuit Breaker - 15 Amp.
302P469 Running Time Meter
302P460 Ammeter (AC)
302P421 Ammeter (DC)
308P2 Manual or Electric Start
Selector Switch

83

W.D. 611C682

301D1962 Control Box
301B1963 Control Cover
301C1961 Control Panel
301B1964 Control Mtg. Bracket - R. H.
301B1965 Control Mtg. Bracket - L. H.
332P52 Tinnerman Clip
305A254 Rectifier Mtg. Bracket
305A235 Rectifier
307B40 Start Solenoid
307B116 Stop Relay
307B623 Start-Disconnect Relay
307B597 Start Relay
308P2 Manual or Electric Start
Selector Switch
308P154 Start-Stop Switch
302A446 Ammeter (5-0-5)
332A706 Terminal Block - 8 Place
332A537 Terminal Block - 4 Place
332A739 Block Marker (4 thru 9)
332A566 Block Marker - 4 Place
332K750 Battery Polarity Marker Kit
304A32 Fixed Resistor - 15 Ohm,
10 Watt
304A500 Adjustable Resistor - 2 Ohm,
150 Watt (Mounted in Gen.
Air Outlet)

84

W.D. 611C688

301D2008 Control Box
301B1963 Control Cover
301C2009 Control Panel
301B2010 Control Mtg. Bracket - R. H.
301B2011 Control Mtg. Bracket - L. H.
301C2138 Meter Panel
301B2012 Resistor Cover
304A506 Adjustable Resistor - 6 Ohm,
150 Watt

(Cont.)

CODE

W.D. 611C688 (Cont.)

304A251 Fixed Resistor - 30 Ohm,
5 Watt
304A217 Fixed Resistor - 1 Ohm,
10 Watt
307B40 Start Solenoid
307B180 Reverse Current Relay
306A28 Start-Disconnect Relay
307B253 Stop Relay
320A104 Emergency (Reset) Relay
308P2 Manual or Electric Start
Selector Switch
308P154 Start-Stop Relay (2)
302A446 Ammeter (5-0-5)
332A611 Terminal Block - 3 Place
332A537 Terminal Block - 4 Place
332A612 Block Marker - 3 Place
332A566 Block Marker - 4 Place
320P19 Circuit Breaker (3)
308-12 Voltmeter Selector Switch
303-76 Selector Switch Knob
302P465 Running Time Meter
302P421 AC Voltmeter
302P418 AC Ammeter (3)

85

W.D. 611C693

301D1962 Control Box
301B1963 Control Cover
301C2376 Control Panel
301B1964 Control Mtg. Bracket - R. H.
301B1965 Control Mtg. Bracket - L. H.
332P52 Tinnerman Clip
305A254 Rectifier Mtg. Bracket
305A235 Rectifier
307B40 Start Solenoid
307B623 Start-Disconnect & Ignition
Relay
307B597 Start Relay
308P2 Manual or Electric Start
Selector Switch
308P154 Start-Stop Switch
302A446 Ammeter (5-0-5)
307A655 Overspeed & Hi-Temp.
Emergency Relay
320B221 Low Oil Pressure Emer-
gency Relay
322P69 Signal Light Receptacle
322P4 Signal Light Lamp
332A706 Terminal Block - 8 Place
332A537 Terminal Block - 4 Place
332A739 Block Marker (4 thru 9)
332A566 Block Marker - 4 Place
332K750 Battery Polarity Marker
Strip
304A32 Fixed Resistor - 15 Ohm,
10 Watt
304A217 Fixed Resistor - 1 Ohm,
10 Watt
304A500 Adjustable Resistor - 2 Ohm,
150 Watt (Mounted in Gen.
Air Outlet)

CONTROL SECTION

WIRING DIAGRAMS-

CODE

86

W.D. 611C694

301D2008 Control Box
 301B1963 Control Cover
 301C2009 Control Panel
 301C2204 Meter Panel
 301B2010 Control Mtg. Bracket - R. H.
 301B2011 Control Mtg. Bracket - L. H.
 301B2012 Resistor Cover
 304A506 Adjustable Resistor - 6 Ohm,
 150 Watt
 304A251 Fixed Resistor - 30 Ohm,
 5 Watt
 304A217 Fixed Resistor - 1 Ohm,
 10 Watt
 307B40 Start Solenoid
 306A28 Start-Disconnect Relay
 307B253 Stop Relay
 307B180 Reverse Current Relay
 308P2 Manual or Electric Start
 Selector Switch
 308P154 Start-Stop Switch (2)
 302A446 Ammeter (5-0-5)
 320A104 Emergency (Reset) Relay
 332A611 Terminal Block - 3 Place
 332A537 Terminal Block - 4 Place
 332A612 Block Marker - 3 Place
 332A566 Block Marker - 4 Place
 320B19 Circuit Breaker (3)
 308-12 Voltmeter Selector Switch
 303-76 Selector Switch Knob
 302-213 Frequency Meter
 302P465 Running Time Meter
 302P421 AC Voltmeter
 302P418 AC Ammeter (3)

87

W.D. 611C701

301D1962 Control Box
 301B1963 Control Cover
 301C1961 Control Panel
 301B1964 Control Mtg. Bracket - R. H.
 301B1965 Control Mtg. Bracket - L. H.
 332P52 Tinnerman Clip
 305A254 Rectifier Mtg. Bracket
 305A235 Rectifier
 307B40 Start Solenoid
 307B623 Start-Disconnect & Ignition
 Relay
 307B597 Start Relay
 308P2 Manual or Electric Start
 Selector Switch
 308P154 Start-Stop Switch
 302A446 Ammeter (5-0-5)
 332A706 Terminal Block - 8 Place
 332A537 Terminal Block - 4 Place
 332A739 Block Marker (4 thru 9)
 332A766 Block Marker - 4 Place
 332K750 Battery Polarity Marker Kit
 304A32 Fixed Resistor - 15 Ohm,
 10 Watt
 304A500 Adjustable Resistor - 2 Ohm,
 150 Watt (Mounted in Gen.
 Air Outlet)

CODE

88

W.D. 611C707

301D1962 Control Box
 301B1963 Control Cover
 301C2376 Control Panel
 301B1964 Control Mtg. Bracket - R. H.
 301B1965 Control Mtg. Bracket - L. H.
 332P52 Tinnerman Clip
 305A254 Rectifier Mtg. Bracket
 305A235 Rectifier
 307B40 Start Solenoid
 307B623 Start-Disconnect & Ignition
 Relay
 307B597 Start Ignition
 308P2 Manual or Electric Start
 Selector Switch
 308P154 Start-Stop Switch
 302A446 Ammeter (5-0-5)
 320B221 Low Oil Pressure Emer-
 gency Relay
 332A706 Terminal Block - 8 Place
 332A537 Terminal Block - 4 Place
 332A739 Block Marker (4 thru 9)
 332A566 Block Marker - 4 Place
 332K750 Battery Polarity Marker Kit
 304A32 Fixed Resistor - 15 Ohm,
 10 Watt
 304A217 Fixed Resistor - 1 Ohm,
 10 Watt
 304A500 Adjustable Resistor - 2 Ohm,
 150 Watt (Mounted in
 Gen. Air Outlet)
 322P69 Signal Light Receptacle
 322P4 Signal Light Lamp

89

W.D. 611C708

301D1962 Control Box
 301B1963 Control Cover
 301C2376 Control Panel
 301B1964 Control Mtg. Bracket - R. H.
 301B1965 Control Mtg. Bracket - L. H.
 332P52 Tinnerman Clip
 305A254 Rectifier Mtg. Bracket
 305A235 Rectifier
 307B40 Start Solenoid
 307B623 Start-Disconnect & Ignition
 Relay
 307B597 Start Relay
 307A655 Overspeed Emergency
 Relay
 320A104 Low Oil Pressure Emer-
 gency Relay
 322P69 Signal Light Receptacle
 322P4 Signal Light Lamp
 302A446 Ammeter (5-0-5)
 308P2 Manual or Electric Start
 Selector Switch
 308P154 Start-Stop Relay
 332A706 Terminal Block - 8 Place
 332A537 Terminal Block - 4 Place
 332A739 Block Marker (4 thru 9)
 332A566 Block Marker - 4 Place
 332P750 Battery Polarity Marker Strip
 (Cont.)

CONTROL SECTION

WIRING DIAGRAMS

21

CODE

W.D. 611C708 (Cont.)

- 304A32 Fixed Resistor - 15 Ohm,
10 Watt
- 304A217 Fixed Resistor - 1 Ohm,
10 Watt
- 304A500 Adjustable Resistor - 2 Ohm,
150 Watt (Mounted in
Gen. Air Outlet)

90

W.D. 611C709

- 301D1962 Control Box
- 301B1963 Control Cover
- 301C2376 Control Panel
- 301B1964 Control Mtg. Bracket - R. H.
- 301B1965 Control Mtg. Bracket - L. H.
- 332P52 Tinnerman Clip
- 305A254 Rectifier Mtg. Bracket
- 305A235 Rectifier
- 307B40 Start Solenoid
- 307B623 Start-Disconnect & Ignition
Relay
- 307B597 Start Relay
- 308P2 Manual or Electric Start
Selector Switch
- 308P154 Start-Stop Switch
- 307A655 Hi-Temp. Emergency
Relay
- 320B221 Low Oil Pressure Emer-
gency Relay
- 322P69 Signal Light Receptacle (2)
- 322P4 Signal Light Lamp (2)
- 302A446 Ammeter (5-0-5)
- 332A751 Terminal Block - 10 Place
- 332A537 Terminal Block - 4 Place
- 332A853 Block Marker (4 thru 11)
- 332A566 Block Marker - 4 Place
- 332K750 Battery Polarity Marker Kit
- 304A32 Fixed Resistor - 15 Ohm,
10 Watt
- 304A217 Fixed Resistor - 1 Ohm,
10 Watt
- 304A500 Adjustable Resistor - 2 Ohm,
150 Watt (Mounted in
Gen. Air Outlet)

91

W.D. 611C710

- 301D1962 Control Box
- 301B1963 Control Cover
- 301C2376 Control Panel
- 301B1964 Control Mtg. Bracket - R. H.
- 301B1965 Control Mtg. Bracket - L. H.
- 332P52 Tinnerman Clip
- 305A254 Rectifier Bracket
- 305A235 Rectifier
- 307B40 Start Solenoid
- 307B623 Start-Disconnect & Ignition
Relay
- 307B597 Start Relay
- 308P2 Manual or Electric Start
Selector Switch

(Cont.)

CODE

W.D. 611C710 (Cont.)

- 308P154 Start-Stop Relay
- 307A655 Overspeed & Hi-Temp.
Emergency Relay
- 320B221 Low Oil Pressure Emer-
gency Relay
- 302A446 Ammeter (5-0-5)
- 322P69 Signal Light Receptacle
- 322P4 Signal Light Lamp
- 332A706 Terminal Block - 8 Place
- 332A537 Terminal Block - 4 Place
- 332A739 Block Marker (4 thru 9)
- 332A566 Block Marker - 4 Place
- 332K750 Battery Polarity Marker Kit
- 304A32 Fixed Resistor - 15 Ohm,
10 Watt
- 304A217 Fixed Resistor - 1 Ohm,
10 Watt
- 304A500 Adjustable Resistor - 2 Ohm,
150 Watt (Mounted in
Gen. Air Outlet)

92

W.D. 611C711

- 301D1962 Control Box
- 301B1963 Control Cover
- 301C2376 Control Panel
- 301B1964 Control Mtg. Bracket - R. H.
- 301B1965 Control Mtg. Bracket - L. H.
- 332P52 Tinnerman Clip
- 305A254 Rectifier Mtg. Bracket
- 305A235 Rectifier
- 307B597 Start Relay
- 308P2 Manual or Electric Start
Selector Switch
- 308P154 Start-Stop Switch
- 320B221 Low Oil Pressure Emer-
gency Relay
- 302A446 Ammeter (5-0-5)
- 322P69 Signal Light Receptacle
- 322P4 Signal Light Lamp
- 332A751 Terminal Block - 10 Place
- 332A537 Terminal Block - 4 Place
- 332A853 Block Marker (4 thru 11)
- 332A566 Block Marker - 4 Place
- 332K750 Battery Polarity Marker Kit
- 304A32 Fixed Resistor - 15 Ohm,
10 Watt
- 304A217 Fixed Resistor - 1 Ohm,
10 Watt
- 304A500 Adjustable Resistor - 2 Ohm,
150 Watt (Mounted in Gen.
Air Outlet)
- 307B623 Start-Disconnect & Ignition
Relay

93

W.D. 611C713

- 301D2008 Control Box
- 301B1963 Control Cover
- 301D2541 Control Panel
- 301B2010 Control Mtg. Bracket - R. H.
- 301B2011 Control Mtg. Bracket - L. H.
- 301B2012 Resistor Cover

(Cont.)

CONTROL SECTION

WIRING DIAGRAMS

CODE

W.D. 611C713 (Cont.)

304A632 Adjustable Resistor - 6 Ohm,
100 Watt
304A634 Fixed Resistor - 4 Ohm,
100 Watt
304A251 Fixed Resistor - 30 Ohm,
5 Watt
307B845 Start Solenoid
305B383 Voltage Regulator
307B642 Start-Disconnect Relay
307B253 Stop Relay
305A254 Rectifier Mtg. Bracket
305A235 Rectifier
308P2 Manual or Electric Start
Selector Switch
308P154 Start-Stop Switch
302A58 Ammeter (10-0-10)
332A609 Terminal Block - 2 Place
332A537 Terminal Block - 4 Place
332A610 Block Marker - 2 Place
332A566 Block Marker - 4 Place

94

W.D. 611C714

301D2008 Control Box
301B1963 Control Cover
301D2541 Control Panel
301B2010 Control Mtg. Bracket - R. H.
301B2011 Control Mtg. Bracket - L. H.
301B2012 Resistor Cover
304A632 Adjustable Resistor - 6 Ohm,
100 Watt
304A634 Fixed Resistor - 4 Ohm,
100 Watt
304A251 Fixed Resistor - 30 Ohm,
5 Watt
307B845 Start Solenoid
305B383 Voltage Regulator
307B642 Start Disconnect Relay
307B253 Stop Relay
305A254 Rectifier Mtg. Bracket
305A235 Rectifier
308P2 Manual or Electric Start
Selector Switch
308P154 Start-Stop Switch
302A58 Ammeter (10-0-10)
332A609 Terminal Block - 2 Place
332A537 Terminal Block - 4 Place
332A610 Block Marker - 2 Place
332A566 Block Marker - 4 Place

95

W.D. 611C715

301D2009 Control Box
301B1963 Control Cover
301D2541 Control Panel
301B2010 Control Mtg. Bracket - R. H.
301B2011 Control Mtg. Bracket - L. H.
301B2012 Resistor Cover
304A632 Adjustable Resistor - 6 Ohm,
100 Watt
304A634 Fixed Resistor - 4 Ohm,
100 Watt

(Cont.)

CODE

W.D. 611C715 (Cont.)

304A251 Fixed Resistor - 30 Ohm,
5 Watt
307B845 Start Solenoid
305B383 Voltage Regulator
307B642 Start-Disconnect Relay
307B253 Stop Relay
305A254 Rectifier Mtg. Bracket
305A235 Rectifier
308P2 Manual or Electric Start
Selector Switch
308P154 Start-Stop Switch
302A58 Ammeter (10-0-10)
332A609 Terminal Block - 2 Place
332A537 Terminal Block - 4 Place
332A610 Block Marker - 2 Place
332A566 Block Marker - 4 Place

96

W.D. 611C716

301D2008 Control Box
301B1963 Control Cover
301D2541 Control Panel
301B2010 Control Mtg. Bracket - R. H.
301B2011 Control Mtg. Bracket - L. H.
301B2012 Resistor Cover
304A632 Adjustable Resistor - 6 Ohm,
100 Watt
304A634 Fixed Resistor - 4 Ohm,
100 Watt
304A251 Fixed Resistor - 30 Ohm,
5 Watt
307B845 Start Solenoid
305B383 Voltage Regulator
307B642 Start-Disconnect Relay
307B253 Stop Relay
305A254 Rectifier Mtg. Bracket
305A235 Rectifier
308P2 Manual or Electric Start
Selector Switch
308P154 Start-Stop Switch
302A58 Ammeter (10-0-10)
332A609 Terminal Block - 2 Place
332A537 Terminal Block - 4 Place
332A610 Block Marker - 2 Place
332A566 Block Marker - 4 Place

97

W.D. 611C718

301D2008 Control Box
301B1963 Control Cover
301D2541 Control Panel
301B2010 Control Mtg. Bracket - R. H.
301B2011 Control Mtg. Bracket - L. H.
301B2012 Resistor Cover
304A632 Adjustable Resistor - 6 Ohm,
100 Watt
304A634 Fixed Resistor - 4 Ohm,
100 Watt
304A251 Fixed Resistor - 30 Ohm,
5 Watt
304A217 Fixed Resistor - 1 Ohm,
10 Watt

(Cont.)

CONTROL SECTION

23

WIRING DIAGRAMS

CODE

W.D. 611C718 (Cont.)

307B845 Start Solenoid
 305B383 Voltage Regulator
 307B642 Start-Disconnect Relay
 307B253 Stop Relay
 305A254 Rectifier Mtg. Bracket
 305A235 Rectifier
 308P2 Manual or Electric Start
 Selector Switch
 308P154 Start-Stop Switch
 320A104 Emergency (Reset) Relay
 302A58 Ammeter (10-0-10)
 332A611 Terminal Block - 3 Place
 332A537 Terminal Block - 4 Place
 332A612 Block Marker - 3 Place
 332A566 Block Marker - 4 Place

98

W.D. 611C720

301D2008 Control Box
 301B1963 Control Cover
 301D2541 Control Panel
 301B2010 Control Mtg. Bracket - R. H.
 301B2011 Control Mtg. Bracket - L. H.
 301B2012 Resistor Cover
 304A632 Adjustable Resistor - 6 Ohm,
 100 Watt
 304A634 Fixed Resistor - 4 Ohm,
 100 Watt
 304A251 Fixed Resistor - 30 Ohm,
 5 Watt
 304A217 Fixed Resistor - 1 Ohm,
 10 Watt
 305A254 Rectifier Mtg. Bracket
 305A235 Rectifier
 307B845 Start Solenoid
 305B383 Voltage Regulator
 307B642 Start-Disconnect Relay
 307B253 Stop Relay
 320A104 Emergency (Reset) Relay
 308P2 Manual or Electric Start
 Selector Switch
 308P154 Start-Stop Relay
 302A58 Ammeter (10-0-10)
 332A611 Terminal Block - 3 Place
 332A537 Terminal Block - 4 Place
 332A612 Block Marker - 3 Place
 332A566 Block Marker - 4 Place

99

W.D. 611C724

301D2436 Control Box
 301B1963 Control Cover
 301C1961 Control Panel
 301B1964 Control Mtg. Bracket - R. H.
 301B1965 Control Mtg. Bracket - L. H.
 332P52 Tinnerman Clip
 305A254 Rectifier Mtg. Bracket
 305A235 Rectifier
 307B40 Start Solenoid
 307B623 Start-Disconnect & Ignition
 Relay

(Cont.)

CODE

W.D. 611C724 (Cont.)

307B597 Start Relay
 308P2 Manual or Electric Start
 Selector Switch
 308P154 Start-Stop Switch
 320A104 Emergency (Reset) Relay
 302A446 Ammeter (5-0-5)
 332A706 Terminal Block - 8 Place
 332A537 Terminal Block (For B+,
 1, 2, 3)
 332A739 Block Marker (4 thru 9)
 332A566 Block Marker (B+, 1, 2, 3)
 332K750 Battery Polarity Marker Kit
 332A254 Terminal Block (For T1,
 T2, T3, To)
 332A869 Block Marker (For T1, T2,
 T3, To)
 302P538 Running Time Meter
 304A32 Fixed Resistor - 15 Ohm,
 10 Watt
 304A217 Fixed Resistor - 1 Ohm,
 10 Watt
 304A500 Adjustable Resistor - 2 Ohm,
 150 Watt (Mounted in
 Gen. Air Outlet)

100

W.D. 611C728

301D1962 Control Box
 301B1963 Control Cover
 301C1961 Control Panel
 301B1964 Control Mtg. Bracket - R. H.
 301B1979 Control Mtg. Bracket - L. H.
 301D1978 Receptacle Box
 301B1161 Receptacle Box Cover
 508-9 Rubber Grommet
 332P52 Tinnerman Clip
 305A254 Rectifier Mtg. Bracket
 305A235 Rectifier
 307B40 Start Solenoid
 307B623 Start-Disconnect & Ignition
 Relay
 307B597 Start Relay
 308P2 Manual or Electric Start
 Selector Switch
 308P154 Start-Stop Switch
 302A446 Ammeter (5-0-5)
 332A706 Terminal Block - 8 Place
 332A537 Terminal Block - 4 Place
 332A739 Block Marker - (4 thru 9)
 332A566 Block Marker - 4 Place
 332K750 Battery Polarity Marker Kit
 304A32 Fixed Resistor - 15 Ohm,
 10 Watt
 304A500 Adjustable Resistor - 2 Ohm,
 150 Watt (Mounted in Gen.
 Air Outlet)
 323-91 Receptacle - 4 Prong (2)
 323-186 Receptacle - 3 Prong
 323P184 Duplex Receptacle

CONTROL SECTION

WIRING DIAGRAMS

CODE

(101)

W.D. 611C729

301D2008 Control Box
 301C2009 Control Panel
 301B2010 Control Mtg. Bracket - R. H.
 301B2011 Control Mtg. Bracket - L. H.
 301C2128 Receptacle Box
 301B1755 Receptacle Panel
 301B2129 Receptacle Box Mtg. Bracket
 301B2012 Resistor Cover
 304A506 Adjustable Resistor 6 Ohm,
 150 Watt
 304A251 Fixed Resistor - 30 Ohm,
 5 Watt
 307B40 Start Solenoid
 306A28 Start Disconnect Relay
 307B180 Reverse Current Relay
 307B253 Stop Relay
 308P2 Manual or Electric Start
 Selector Switch
 308P154 Start-Stop Switch
 302A446 Ammeter (5-0-5)
 332A609 Terminal Block - 2 Place
 332A537 Terminal Block - 4 Place
 332A566 Block Marker - 4 Place
 322P21 Pilot Light Receptacle
 322-11 Pilot Light Lamp
 149-234 Pilot Light Guard
 149A156 Pilot Light Guard Gasket
 301A1902 Pilot Light Guard Clamp
 323P140 Twistlock Receptacle (2)
 323P184 Duplex Receptacle (2)

(102)

W.D. 611D731

PLANT MOUNTED CONTROL PORTION

301D2557 Control Box
 301B1963 Control Cover
 301C2558 Control Panel
 301B1964 Control Mtg. Bracket - R. H.
 301B1965 Control Mtg. Bracket - L. H.
 305A254 Rectifier Mtg. Bracket
 305A235 Rectifier
 307B40 Start Solenoid
 307P773 Start-Disconnect & Ignition
 Relay
 323-52 Relay Plug-in Socket
 307P778 Relay Hold-Down Spring
 307P597 Start Relay
 308P206 Manual or Electric Start
 Selector Switch
 308P190 Start-Stop Switch
 302A446 Ammeter (5-0-5)
 509P104 Ammeter "O" Ring Gasket
 304A217 Fixed Resistor - 1 Ohm,
 10 Watt (2)
 304A192 Fixed Resistor - 3 Ohm,
 10 Watt
 304A32 Fixed Resistor - 15 Ohm,
 10 Watt
 304A500 Adj. Resistor - 2 Ohm,
 150 Watt (Mounted in
 Gen. Air Outlet)

(Cont.)

CODE

W.D. 611D731 (Cont.)

332A609 Terminal Block (31, E1)
 332A254 Terminal Block (for T1,
 T3, T2, T4)
 332A868 Block Marker (T1, T3,
 T2, T4)
 332A537 Terminal Block (for B-,
 1, 2, 3)
 332A566 Block Marker (B-, 1, 2, 3)
 332A607 Terminal Block - 12 place
 332A608 Block Marker (4 thru 15)

WALL MOUNTED CONTROL PORTION

301D2553 Control Box
 301C2554 Control Panel - Upper
 301B2553 Control Panel - Lower
 301B2556 Circuit Breaker Mtg.
 Bracket
 406-50 Control Box Handle
 & Catch
 320P258 Circuit Breaker - 35 Amp.
 306C136 Voltage Sensitive Relay (2)
 307B184 Time Delay Relay
 (Agastat)
 233A66 Agastat Relay Insulator
 307A298 Time Delay Relay
 (Heinemann)
 332A254 Terminal Block (for T1,
 T3, T2, T4)
 332A868 Block Marker (T1, T3, T2,
 T4)
 332A649 Terminal Jumper (2)
 332A607 Terminal Block - 12 Place
 307A655 Emergency Hi-Lo Voltage
 Stop Relay
 320A104 Oil Pressure & Temp.
 Emergency Relay
 303P97 Rheostat
 303P32 Rheostat Knob
 332A609 Terminal Block (31, E1)
 302-213 Frequency Meter
 302P465 Running Time Meter
 302P420 AC Voltmeter
 302P444 AC Ammeter (2)
 320A104 Cranking Limiter Relay

(103)

W.D. 611C733

301D1962 Control Box
 301B1963 Control Cover
 301C1961 Control Panel
 301B1964 Control Mtg. Bracket - R. H.
 301B1965 Control Mtg. Bracket - L. H.
 332P52 Tinnerman Clip
 305A254 Rectifier Mtg. Bracket
 305A235 Rectifier
 307B860 Field Build-up Relay
 307P773 Start-Disconnect & Ignition
 Relay
 323-52 Relay Plug-In Socket
 307P778 Relay Hold-Down Spring
 308P5 Manual or Electric Start
 Selector Switch

(Cont.)

CONTROL SECTION

25

WIRING DIAGRAMS

CODE

W.D. 611C733

308P154 Start-Stop Switch
 302A446 Ammeter (5-0-5)
 332A751 Terminal Block - 10 Place
 332A608 Block Marker (4 thru 13)
 332A537 Terminal Block - 4 Place
 332A566 Block Marker - 4 Place
 304A32 Fixed Resistor - 15 Ohm,
 10 Watt
 304A500 Adjustable Resistor - 2 Ohm,
 150 Watt (Mounted in Gen.
 Air Outlet)

104

W.D. 611C734

301D1962 Control Box
 301B1963 Control Cover
 301C1961 Control Panel
 301B1964 Control Mtg. Bracket - R. H.
 301B1965 Control Mtg. Bracket - L. H.
 332P52 Tinnerman Clip
 305A254 Rectifier Mtg. Bracket
 305A235 Rectifier
 307B860 Field Build-Up Relay
 307P773 Start-Disconnect & Ignition
 Relay
 323-52 Relay Plug-In Socket
 307P778 Relay Hold-Down Spring
 308P5 Manual or Electric Start
 Selector Switch
 308P154 Start-Stop Switch
 332A751 Terminal Block - 10 Place
 332A608 Block Marker (4 thru 13)
 332A537 Terminal Block - 4 Place
 332A566 Block Marker - 4 Place
 302A446 Ammeter (5-0-5)
 304A32 Fixed Resistor - 15 Ohm,
 10 Watt
 304A500 Adjustable Resistor - 2 Ohm,
 150 Watt (Mounted in
 Gen. Air Outlet)

105

W.D. 611C735

301D1962 Control Box
 301B1963 Control Cover
 301C1961 Control Panel
 301B1964 Control Mtg. Bracket - R. H.
 301B1979 Control Mtg. Bracket - L. H.
 332P52 Tinnerman Clip
 508-9 Rubber Grommet
 301D1978 Receptacle Box
 301B1161 Receptacle Box Cover
 307B40 Start Solenoid
 307B623 Start-Disconnect & Ignition
 Relay
 307B597 Start Relay
 320A104 Emergency (Reset) Relay
 308P2 Manual or Electric Start
 Selector Switch

(Cont.)

CODE

W.D. 611C735 (Cont.)

308P154 Start-Stop Switch
 302A446 Ammeter (5-0-5)
 332A706 Terminal Block - 8 Place
 332A537 Terminal Block - 4 Place
 332A739 Block Marker (4 thru 9)
 332A566 Block Marker - 4 Place
 332K750 Battery Polarity Marker Kit
 305A254 Rectifier Mtg. Bracket
 305A235 Rectifier
 304A32 Fixed Resistor - 15 Ohm,
 10 Watt
 304A217 Fixed Resistor - 1 Ohm,
 10 Watt
 304A500 Adjustable Resistor - 2 Ohm,
 150 Watt (Mounted in
 Gen. Air Outlet)
 323-91 Receptacle - 4 Prong (2)
 323-186 Receptacle - 3 Prong
 323P184 Duplex Receptacle

106

W.D. 611C736

301D2008 Control Box
 301B1963 Control Cover
 301D2541 Control Panel
 301B2010 Control Mtg. Bracket - R. H.
 301B2011 Control Mtg. Bracket - L. H.
 301C2288 Meter Panel
 301B2012 Resistor Cover
 304A632 Adjustable Resistor - 6 Ohm,
 100 Watt
 304A634 Fixed Resistor - 4 Ohm,
 100 Watt
 304A251 Fixed Resistor - 30 Ohm,
 5 Watt
 304A217 Fixed Resistor - 1 Ohm,
 10 Watt
 307B845 Start Solenoid
 305B383 Voltage Regulator
 307B642 Start-Disconnect Relay
 307B253 Stop Relay
 305A254 Rectifier Mtg. Bracket
 305A235 Rectifier
 320A104 Emergency (Reset) Relay
 308P2 Manual or Electric Start
 Selector Switch
 308P154 Start-Stop Switch (2)
 332A611 Terminal Block - 3 Place
 332A612 Block Marker - 3 Place
 332A537 Terminal Block - 4 Place
 332A566 Block Marker - 4 Place
 302A58 Ammeter (10-0-10)
 320A2 Circuit Breaker - 15 Amp
 302P221 Frequency Meter
 302P466 Running Time Meter
 302P421 AC Voltmeter
 302P460 DC Ammeter (2)

CONTROL SECTION

WIRING DIAGRAMS

CODE

(107)

W.D. 611C741

301D1962 Control Box
 301B1963 Control Cover
 301C2376 Control Panel
 301B1964 Control Mtg. Bracket - R. H.
 301B1965 Control Mtg. Bracket - L. H.
 332P52 Tinnerman Clip
 305A254 Rectifier Mtg. Bracket
 305A235 Rectifier
 307B40 Start Solenoid
 307B623 Start-Disconnect & Ignition Relay
 307B597 Start Relay
 307A655 Overspeed Emergency Relay
 320A104 Oil Pressure Emergency Relay
 322P69 Signal Light Receptacle
 322P4 Signal Light Lamp
 302A446 Ammeter (5-0-5)
 308P2 Manual or Electric Start Selector Switch
 308P154 Start-Stop Switch
 332A706 Terminal Block - 8 Place
 332A739 Block Marker - (4 thru 9)
 332K750 Battery Polarity Marker Kit
 332A537 Terminal Block - 4 Place
 332A566 Block Marker - 4 Place
 304A32 Fixed Resistor - 15 Ohm, 10 Watt
 304A217 Fixed Resistor - 1 Ohm, 10 Watt
 304A500 Adjustable Resistor - 2 Ohm, 150 Watt (Mounted in Gen. Air Outlet)

(108)

W.D. 611C746

301D1962 Control Box
 301B1963 Control Cover
 301C2376 Control Panel
 301B1964 Control Mtg. Bracket - R. H.
 301B1965 Control Mtg. Bracket - L. H.
 332P52 Tinnerman Clip
 305A254 Rectifier Mtg. Bracket
 305A235 Rectifier
 307B40 Start Solenoid
 307B623 Start-Disconnect & Ignition Relay
 307B597 Start Relay
 307A655 Hi-Temp. Emergency Relay
 320B221 Oil Pressure Emergency Relay
 322P69 Signal Light Receptacle (2)
 322P4 Signal Light Lamp (2)
 308P2 Manual or Electric Start Selector Switch
 308P154 Start-Stop Switch
 302A446 Ammeter (5-0-5)
 332A751 Terminal Block - 10 Place
 332A853 Block Marker (4 thru 11)

(Cont.)

CODE

(109)

W.D. 611C746 (Cont.)

332A537 Terminal Block - 4 Place
 332A566 Block Marker - 4 Place
 332K750 Battery Polarity Marker Kit
 304A32 Fixed Resistor - 15 Ohm, 10 Watt
 304A217 Fixed Resistor - 1 Ohm, 10 Watt
 304A500 Adjustable Resistor - 2 Ohm, 150 Watt (Mounted in Gen. Air Outlet)

W.D. 611C748

301D2008 Control Box
 301B1963 Control Cover
 301D2541 Control Panel
 301B2010 Control Mtg. Bracket - R. H.
 301B2011 Control Mtg. Bracket - L. H.
 301B2012 Resistor Cover
 304A632 Adjustable Resistor - 6 Ohm, 100 Watt
 304A634 Fixed Resistor - 4 Ohm, 100 Watt
 304A251 Fixed Resistor - 30 Ohm, 5 Watt
 307B845 Start Solenoid
 305B383 Voltage Regulator
 307B642 Start-Disconnect Relay
 307B253 Stop Relay
 305A254 Rectifier Mtg. Bracket
 305A235 Rectifier
 308P2 Manual or Electric Start Selector Switch
 308P154 Start-Stop Switch
 302A58 Ammeter (10-0-10)
 332A609 Terminal Block - 2 Place
 332A610 Block Marker - 2 Place
 332A537 Terminal Block - 4 Place
 332A566 Block Marker - 4 Place

(110)

W.D. 611C752

301D2008 Control Box
 301B1963 Control Cover
 301D2541 Control Panel
 301B2010 Control Mtg. Bracket - R. H.
 301B2011 Control Mtg. Bracket - L. H.
 301B2012 Resistor Cover
 304A632 Adjustable Resistor - 6 Ohm, 10 Watt
 304A634 Fixed Resistor - 4 Ohm, 100 Watt
 305A254 Rectifier Mtg. Bracket
 305A235 Rectifier
 307B845 Start Solenoid
 305B383 Voltage Regulator
 308P2 Manual or Electric Start Selector Switch
 308P155 Start Switch
 302A58 Ammeter (10-0-10)
 332A609 Terminal Block - 2 Place
 332A610 Block Marker - 2 Place

CONTROL SECTION

27

WIRING DIAGRAMS

CODE

(111)

W.D. 611C759

301D1962 Control Box
301B1963 Control Cover
301C1961 Control Panel
301B1964 Control Mtg. Bracket - R. H.
301B1965 Control Mtg. Bracket - L. H.
332P52 Tinnerman Clip
305A254 Rectifier Mtg. Bracket
305A235 Rectifier
307B860 Field Build-Up Relay
307P773 Start-Disconnect & Ignition Relay
323-52 Relay Plug-In Socket
307P778 Relay Hold-Down Spring
308P5 Manual or Electric Start Selector Switch
308P154 Start-Stop Switch
302A446 Ammeter (5-0-5)
322P69 Signal Light Receptacle
322P4 Signal Light Lamp
332A751 Terminal Block - 10 Place
332A608 Block Marker - 10 Place
332A537 Terminal Block - 4 Place
332A566 Block Marker - 4 Place
304A32 Fixed Resistor - 15 Ohm, 10 Watt
304A500 Adjustable Resistor - 2 Ohm, 150 Watt (Mounted in Gen. Air Outlet)

(112)

W.D. 611C760

301D2008 Control Box
301B1963 Control Cover
301D2541 Control Panel
301B2010 Control Mtg. Bracket - R. H.
301B2011 Control Mtg. Bracket - L. H.
301B2012 Resistor Cover
304A632 Adjustable Resistor - 6 Ohm, 100 Watt
304A634 Fixed Resistor - 4 Ohm, 100 Watt
304A251 Fixed Resistor - 30 Ohm, 5 Watt
307B845 Start Solenoid
305B383 Voltage Regulator
307B642 Start-Disconnect Relay
305B253 Stop Relay
305A254 Rectifier Mtg. Bracket
305A235 Rectifier
308P2 Manual or Electric Start Selector Switch
308P154 Start-Stop Switch
302A58 Ammeter (10-0-10)
332A609 Terminal Block - 2 Place
332A610 Block Marker - 2 Place
332A537 Terminal Block - 4 Place
332A566 Block Marker - 4 Place

(113)

W.D. 611C764

301D1962 Control Box
(Cont.)

CODE

(114)

W.D. 611C764 (Cont.)

301B1963 Control Cover
301C1961 Control Panel
301B1964 Control Mtg. Bracket - R. H.
301B1965 Control Mtg. Bracket - L. H.
332P52 Tinnerman Clip
517-9 Dot Button
307B61 Start Solenoid
307B623 Start-Disconnect & Ignition Relay
307B597 Start Relay
308P2 Manual or Electric Start Selector Switch
308P154 Start-Stop Switch
332A706 Terminal Block - 8 Place
332A739 Block Marker (4 thru 9)
332A537 Terminal Block - 4 Place
332A566 Block Marker - 4 Place
304A5 Adjustable Resistor - 150 Ohm, 25 Watt
304A268 Adjustable Resistor - 5 Ohm, 50 Watt
304A247 Adjustable Resistor - 100 Ohm, 10 Watt
304A11 Fixed Resistor - 50 Ohm, 25 Watt

W.D. 611C765

301D1962 Control Box
301B1963 Control Cover
301C1961 Control Panel
301B1964 Control Mtg. Bracket - R. H.
301B1965 Control Mtg. Bracket - L. H.
332P52 Tinnerman Clip
305A254 Rectifier Mtg. Bracket
305A235 Rectifier
307B40 Start Solenoid
307B623 Start-Disconnect & Ignition Relay
307B597 Start Relay
308P2 Manual or Electric Start Selector Switch
308P154 Start-Stop Switch
302A446 Ammeter (5-0-5)
332A706 Terminal Block - 8 Place
332A739 Block Marker (4 thru 9)
332K750 Battery Polarity Marker Kit
332A537 Terminal Block - 4 Place
332A566 Block Marker - 4 Place
304A32 Fixed Resistor - 15 Ohm, 10 Watt
304A500 Adjustable Resistor - 2 Ohm, 150 Watt (Mounted in Gen. Air Outlet)

(115)

W.D. 611C769

301D2008 Control Box
301B1963 Control Cover
301D2541 Control Panel
301B2010 Control Mtg. Bracket - R. H.
(Cont.)

CONTROL SECTION

WIRING DIAGRAMS

CODE

W.D. 611C769 (Cont.)

301B2011 Control Mtg. Bracket - L.H.
 301B2012 Resistor Cover
 304A632 Adjustable Resistor - 6 Ohm,
 100 Watt
 304A634 Fixed Resistor - 4 Ohm,
 100 Watt
 304A251 Fixed Resistor - 30 Ohm,
 5 Watt
 307B845 Start Solenoid
 305B383 Voltage Regulator
 307B642 Start-Disconnect Relay
 307B253 Stop Relay
 308P2 Manual or Electric Start
 Selector Switch
 308P154 Start-Stop Switch
 302A58 Ammeter (10-0-10)
 305A254 Rectifier Mtg. Bracket
 305A235 Rectifier
 332A609 Terminal Block - 2 Place
 332A610 Block Marker - 2 Place
 332A537 Terminal Block - 4 Place
 332A566 Block Marker - 4 Place

(116)

W.D. 611C770

301D2140 Control Box
 301B1963 Control Cover
 301C1961 Control Panel
 301B1964 Control Mtg. Bracket - R.H.
 301B2429 Control Mtg. Bracket - L.H.
 332P52 Tinnerman Clip
 307B40 Start Solenoid
 307B623 Start-Disconnect & Fuel
 Solenoid Relay
 307B597 Start Relay
 320A104 Oil Pressure Emergency
 Relay
 320P204 Circuit Breaker - 30 Amp.
 320P235 Circuit Breaker - 20 Amp.
 308P2 Manual or Electric Start
 Selector Switch
 308P154 Start-Stop Switch
 302A554 Ammeter (15-0-15)
 304A32 Fixed Resistor - 15 Ohm,
 10 Watt
 304A217 Fixed Resistor - 1 Ohm,
 10 Watt
 304A625 Adjustable Resistor - 1 Ohm,
 150 Watt
 305P343 Rectifier
 332A706 Terminal Block - 8 Place
 332A739 Block Marker (4 thru 9)
 332A537 Terminal Block - 4 Place
 332A566 Block Marker - 4 Place
 321A148 Fuse Block
 321-20 Fuse - 60 Amp.

(117)

W.D. 611C771

301D2008 Control Box
 301B1963 Control Cover
 (Cont.)

CODE

W.D. 611C771 (Cont.)

301D2541 Control Panel
 301B2010 Control Mtg. Bracket - R.H.
 301B2011 Control Mtg. Bracket - L.H.
 301C2128 Receptacle Box
 301B1755 Receptacle Box Cover
 301B2129 Receptacle Box Mtg. Bracket
 301B2012 Resistor Cover
 304A632 Adjustable Resistor - 6 Ohm,
 100 Watt
 304A634 Fixed Resistor - 4 Ohm,
 100 Watt
 304A251 Fixed Resistor - 30 Ohm,
 5 Watt
 307B845 Start Solenoid
 305B383 Voltage Regulator
 307B642 Start-Disconnect Relay
 307B253 Stop Relay
 305A254 Rectifier Mtg. Bracket
 305A235 Rectifier
 308P2 Manual or Electric Start
 Selector Switch
 308P154 Start-Stop Switch
 302A58 Ammeter (10-0-10)
 332A609 Terminal Block - 2 Place
 332A610 Block Marker - 2 Place
 332A537 Terminal Block - 4 Place
 332A566 Block Marker - 4 Place
 323P140 Twistlock Receptacle (2)
 323P184 Duplex Receptacle (2)
 322P21 Pilot Light Receptacle
 322-11 Pilot Light Lamp
 149-234 Pilot Light Guard
 149A156 Pilot Light Guard Gasket
 301A1902 Pilot Light Guard Clamp

(118)

W.D. 611C775

301D2008 Control Box
 301B1963 Control Cover
 301D2541 Control Panel
 301B2010 Control Mtg. Bracket - R.H.
 301B2011 Control Mtg. Bracket - L.H.
 301C1551 Meter Panel
 301B2012 Resistor Cover
 304A632 Adjustable Resistor - 6 Ohm,
 100 Watt
 304A634 Fixed Resistor - 4 Ohm,
 50 Watt
 304A251 Fixed Resistor - 30 Ohm,
 5 Watt
 305A254 Rectifier Mtg. Bracket
 305A235 Rectifier
 307B845 Start Solenoid
 305B383 Voltage Regulator
 307B642 Start-Disconnect Relay
 307B253 Stop Relay
 308P2 Manual or Electric Start
 Selector Switch
 308P154 Stop-Start Switch
 302A58 Ammeter (10-0-10)
 (Cont.)

CONTROL SECTION

29

WIRING DIAGRAMS

CODE

W.D. 611C775 (Cont.)

332A609 Terminal Block - 2 Place
332A610 Block Marker - 2 Place
332A537 Terminal Block - 4 Place
332A566 Block Marker - 4 Place
320A2 Circuit Breaker - 15 Amp.
302P466 Running Time Meter
302P421 AC Voltmeter
302P460 AC Ammeter (2)

119

W.D. 611D777

301D1962 Control Box
301B1963 Control Cover
301C1961 Control Panel
301B1964 Control Mtg. Bracket - R.H.
301B1965 Control Mtg. Bracket - L.H.
332P52 Tinnerman Clip
305A254 Rectifier Bracket
305A235 Rectifier
307B40 Start Solenoid
307B623 Start-Disconnect & Ignition
Relay
307B597 Start Relay
308P2 Manual or Electric Start
Selector Switch
308P154 Start-Stop Switch
302A446 Ammeter (5-0-5)
303P97 Rheostat
303P32 Rheostat Knob
332A706 Terminal Block - 8 Place
332A707 Block Marker - 8 Place
332A537 Terminal Block - 4 Place
332A566 Block Marker - 4 Place
332K750 Battery Polarity Marker Kit
304A32 Fixed Resistor - 15 Ohm,
10 Watt
304A500 Adjustable Resistor - 2 Ohm,
150 Watt (Mounted in Gen.
Air Outlet)

120

W.D. 611C779

301D1962 Control Box
301B1963 Control Cover
301C1961 Control Panel
301B1964 Control Mtg. Bracket - R.H.
301B1965 Control Mtg. Bracket - L.H.
332P52 Tinnerman Clip
305A254 Rectifier Mounting Bracket
305A235 Rectifier
307B40 Start Solenoid
307B623 Start-Disconnect & Ignition
Relay
307B597 Start Relay
308P2 Manual or Electric Start
Selector Switch
(Cont.)

CODE

W.D. 611C779 (Cont.)

308P154 Start-Stop Switch
302A446 Ammeter (5-0-5)
332A706 Terminal Block - 8 Place
332A739 Block Marker - (4 thru 9)
332A537 Terminal Block - 4 Place
332A566 Block Marker - 4 Place
332K750 Battery Polarity Marker Kit
304A32 Fixed Resistor - 15 Ohm,
10 Watt
304A500 Adjustable Resistor -
2 Ohm, 150 Watt

121

W.D. 611C780

301D1962 Control Box
301B1963 Control Cover
301C2092 Control Panel
332P52 Tinnerman Clip
305A254 Rectifier Mtg. Bracket
305A235 Rectifier
308A28 Start Switch
308P155 Stop Switch
302A446 Ammeter (5-0-5)
332A706 Terminal Block - 8 Place
332A739 Block Marker (4 thru 9)
332K750 Battery Polarity Marker Kit
304A500 Adjustable Resistor - 2
Ohm, - 150 Watt
(Mounted in Gen.
Air Outlet)

122

W.D. 611C781

301D1962 Control Box
301B1963 Control Cover
301C1961 Control Panel
301B1964 Control Mtg. Bracket - R.H.
301B1965 Control Mtg. Bracket - L.H.
332P52 Tinnerman Clip
305A254 Rectifier Mtg. Bracket
305A235 Rectifier
307B40 Start Solenoid
307B623 Start-Disconnect &
Ignition Relay
307B597 Start Relay
308P2 Manual or Electric Start
Selector Switch
308P154 Start-Stop Switch
302A446 Ammeter (5-0-5)
320A104 Emergency (Reset) Relay
303P97 Rheostat
303P32 Rheostat Knob
332A706 Terminal Block - 8 Place
332A739 Block Marker (4 thru 9)
332A537 Terminal Block - 4 Place
332A566 Block Marker - 4 Place
(Cont.)

CONTROL SECTION

WIRING DIAGRAMS

CODE

W.D. 611C781 (Cont.)

332A333 Terminal Block - 2 Place
 332A499 Block Marker - 2 Place
 332K750 Battery Polarity Marker Kit
 304A32 Fixed Resistor - 15 Ohm,
 10 Watt
 304A217 Fixed Resistor - 1
 Ohm, 10 Watt
 304A500 Adjustable Resistor -
 2 Ohm, 150 Watt
 (Mounted in Gen.
 Air Outlet)

123

W.D. 611C783

301D1962 Control Box
 301B1963 Control Cover
 301C1961 Control Panel
 301B1964 Control Mtg. Bracket
 R.H.
 301B1965 Control Mtg. Bracket
 L.H.
 332P52 Tinnerman Clip
 305A254 Rectifier Mtg. Bracket
 305A238 Rectifier
 307B61 Start Solenoid
 307B623 Start-Disconnect &
 Ignition Relay
 307B597 Start Relay
 308P2 Manual or Electric
 Start Selector
 Switch
 308P154 Start-Stop Switch
 320A104 Emergency (Reset) Relay
 302A446 Ammeter (5-0-5)
 332A706 Terminal Block - 8 Place
 332A739 Block Marker (4 thru 9)
 332K750 Battery Polarity Marker
 Kit
 332A537 Terminal Block - 4 Place
 332A566 Block Marker - 4 Place
 304A276 Fixed Resistor - 75 Ohm,
 10 Watt
 304A283 Fixed Resistor - 35 Ohm,
 25 Watt
 304A16 Adjustable Resistor -
 2.5 Ohm, 50 Watt
 304A194 Adjustable Resistor -
 50 Ohm, 25 Watt
 304A268 Adjustable Resistor -
 5 Ohm, 50 Watt
 304A521 Adjustable Resistor -
 8 Ohm, 150 Watt

CODE

W.D. 611C784

124

301D2008 Control Box
 301B1963 Control Cover
 301D2541 Control Panel
 301B2010 Control Mtg. Bracket - R.H.
 301B2011 Control Mtg. Bracket - L.H.
 301B2012 Resistor Cover
 305A254 Rectifier Mtg. Bracket
 305A235 Rectifier
 304A632 Adjustable Resistor - 6 Ohm,
 100 Watt
 304A634 Fixed Resistor - 4 Ohm,
 100 Watt
 304A251 Fixed Resistor - 30 Ohm,
 5 Watt
 307B845 Start Solenoid
 305B383 Voltage Regulator
 307B642 Start-Disconnect Relay
 307B253 Stop Relay
 308P2 Manual or Electric Start
 Selector Switch
 308P154 Start-Stop Switch
 302A58 Ammeter (10-0-10)
 332A609 Terminal Block - 2 Place
 332A610 Block Marker - 2 Place
 332A537 Terminal Block - 4 Place
 332A566 Block Marker - 4 Place

125

W.D. 611C785

301D1962 Control Box
 301B1963 Control Cover
 301C1961 Control Panel
 301B1980 Control Mtg. Bracket - R.H.
 301B2208 Control Mtg. Bracket - L.H.
 508-1 Rubber Grommet
 402A78 Mtg. Cushion (4)
 337A52 Ground Strap
 301D1978 Load Output Box
 301B2686 Output Box Cover
 508-9 Rubber Grommet
 305A254 Rectifier Mtg. Bracket
 305A235 Rectifier
 307B40 Start Solenoid
 307B623 Start-Disconnect & Ignition
 Relay
 307B597 Start Relay
 308P2 Manual or Electric Start
 Selector Switch
 308P154 Start-Stop Switch
 302A446 Ammeter (5-0-5)
 332A706 Terminal Block - 8 Place
 332A739 Block Marker - 8 Place
 332A537 Terminal Block - 4 Place

(Cont.)

CONTROL SECTION

31

WIRING DIAGRAMS

CODE

W.D. 611C785 (Cont.)

332A566 Block Marker - 4 Place
332K750 Battery Polarity Marker Kit
304A32 Fixed Resistor - 15 Ohm, 10 Watt
304A500 Adjustable Resistor - 2 Ohm, 150 Watt (Mounted in Gen. Air Outlet)

126

W.D. 611C787

301D2008 Control Box
301B1963 Control Cover
301D2541 Control Panel
301B2010 Control Mtg. Bracket - R.H.
301B2011 Control Mtg. Bracket - L.H.
301C2128 Receptacle Box
301B1265 Receptacle Box Panel
301B2129 Receptacle Box Mtg. Bracket
301B2012 Resistor Cover
304A632 Adjustable Resistor - 6 Ohm, 100 Watt
304A634 Fixed Resistor - 4 Ohm, 100 Watt
304A251 Fixed Resistor - 30 Ohm, 5 Watt
304A217 Fixed Resistor - 1 Ohm, 10 Watt
307B845 Start Solenoid
305B383 Voltage Regulator
307B642 Start-Disconnect Relay
305A254 Rectifier Mtg. Bracket
305A235 Rectifier
307B253 Stop Relay
332A611 Terminal Block - 3 Place
332A612 Block Marker - 3 Place
332A537 Terminal Block -4 Place
332A566 Block Marker - 4 Place
308P2 Manual or Electric Start Selector Switch
308P154 Start-Stop Switch
302A58 Ammeter (10-0-10)
320A104 Emergency (Reset) Relay
321-21 Pilot Light Receptacle
322-11 Pilot Light Lamp
149-234 Pilot Light Guard
149A156 Pilot Light Guard Gasket
301A1902 Pilot Light Guard Clamp
323-11 Twistlock Receptacle- 4 Wire (3)
323P91 Twistlock Receptacle- 3 Wire (3)

CODE

W.D. 612B1469

127

301C2204 Instrument Panel
302B448 Frequency Meter Face Plate
302-213 Frequency Meter
302P465 Running Time Meter
320B58 Circuit Breaker (3)
308A12 Voltmeter Selector Switch
303-76 Selector Switch Knob
302P421 AC Voltmeter
302P444 AC Ammeter (3)

128

W.D. 612B1486

301C2088 Instrument Panel
320B58 Circuit Breaker (3)
308A12 Voltmeter Selector Switch
303-76 Selector Switch Knob
302P421 AC Voltmeter
302P444 AC Ammeter (3)

129

W.D. 612B1487

301C2138 Instrument Panel
302P465 Running Time Meter
320B58 Circuit Breaker (3)
308A12 Voltmeter Selector Switch
303-76 Selector Switch Knob
302P421 AC Voltmeter
302P444 AC Ammeter (3)

130

W.D. 612B1543

308P154 Start-Stop Switch
308P2 Panel Light Switch - When Used
322P72 Panel Light Receptacle - When used
322-4 Panel Light Lamp - For 12 Volt - When used
322-17 Panel Light Lamp - For 24 Volt - When used

131

W.D. 612B1548

301C1551 Instrument Panel
320B20 Circuit Breaker (2)
302P465 Running Time Meter
302P421 AC Voltmeter
302P444 AC Ammeter (2)

132

W.D. 612B1559

301C2288 Instrument Panel
302B448 Frequency Meter Face Plate
320B20 Circuit Breaker (2)
302-213 Frequency Meter
302P465 Running Time Meter
302P421 AC Voltmeter
302P444 AC Ammeter

CONTROL SECTION

WIRING DIAGRAMS

CODE

- (133)** W.D. 612B1786
 301C1554 Instrument Panel
 320B20 Circuit Breaker (2)
 302P421 AC Voltmeter
 302P444 AC Ammeter
- (134)** W.D. 612B1941
 301C1810 Instrument Panel
 302B448 Frequency Meter Face Plate
 302-213 Frequency Meter
 302P465 Running Time Meter
 320P148 Circuit Breaker
 302P420 AC Voltmeter
 302P458 AC Ammeter
 303P97 Rheostat
 303P32 Rheostat Knob
 332A609 Terminal Block - 2 Place
 332A610 Block Marker - 2 Place
- (135)** W.D. 612B2299
 301C2518 Instrument Panel
 308A12 Voltmeter Selector Switch
 303-76 Selector Switch Knob
 302P421 AC Voltmeter
 302P444 AC Ammeter (3)
- (136)** W.D. 612B2420
 301C1837 Instrument Panel
 402P465 Running Time Meter
 302P421 AC Voltmeter
 302P419 AC Ammeter (2)
- (137)** W.D. 615B199
 301C2027 Instrument Box
 301B2085 Instrument Panel
 301B2076 Instrument Box Bracket
 508-9 Rubber Grommet
 302P421 AC Voltmeter
 302A419 AC Ammeter (2)
 320B20 Circuit Breaker (2)
- (138)** W.D. 615B285
 301C2027 Instrument Box
 301B2085 Instrument Panel
 301B2076 Instrument Box Bracket
 508-9 Rubber Grommet
 302B448 Frequency Meter Face Plate
 320B20 Circuit Breaker (2)
 302-213 Frequency Meter
 302P465 Running Time Meter
 302P421 AC Voltmeter
- (139)** W.D. 625A23 (Oil Base Heater Circuit)
 Diagram of Electrical Circuit Only

CODE

- (140)** W.D. 625C292 (Static Exciter)
 Diagram Only - Refer to Generator Section for Components
- (141)** W.D. 625C367 (Static Exciter)
 Diagram Only - Refer to Generator Section for Components
- (142)** W.D. 625C378 (Static Exciter)
 Diagram Only - Refer to Generator Section for Components
- (143)** W.D. 625C414 (Static Exciter)
 Diagram Only - Refer to Generator Section for Components
- (144)** W.D. 625C423 (Static Exciter)
 Diagram Only - Refer to Generator Section for Components
- (145)** W.D. 625C426 (Static Exciter)
 Diagram Only - Refer to Generator Section for Components
- (146)** W.D. 625C429 (Static Exciter)
 Diagram Only - Refer to Generator Section for Components
- (147)** W.D. 625B443
 Schematic Diagram Only - See Also #611C480
- (148)** W.D. 625C445 (Static Exciter)
 Diagram Only - Refer to Generator Section for Components
- (149)** W.D. 625C499 (Static Exciter)
 Diagram Only - Refer to Generator Section for Components
- (150)** W.D. 625C514
 Diagram Only - Refer to Generator Section for Components
- (151)** W.D. 625C516 (Static Exciter)
 Diagram Only - Refer to Generator Section for Components
- (152)** W.D. 625C553 (Static Exciter)
 Diagram Only - Refer to Generator Section for Components
- (153)** W.D. 625C573 (Static Exciter)
 Diagram Only - Refer to Generator Section for Components

CONTROL SECTION

33

WIRING DIAGRAMS

CODE

- (154)** W.D. 625A592 (Space Heater Circuit)
Diagram of Electrical Circuit Only
- (155)** W.D. 625C631 (Static Exciter)
Diagram Only - Refer to Generator Section for Components.
- (156)** W.D. 625C635 (Static Exciter)
Diagram Only - Refer to Generator Section for Components.
- (157)** W.D. 625C690 (Static Exciter)
Diagram Only - Refer to Generator Section for Components.
- (158)** W.D. 625C691 (Static Exciter)
Diagram Only - Refer to Generator Section for Components.
- (159)** W.D. 602E199
301D2213 Control Box
301C2220 Control Panel
301B2221 Terminal Block Cover
301A2223 Term. Block Mtg. Bracket
301A2224 Selector Switch Bracket
301B2225 Selector Switch Mtg. Plate
302A235 Transformer Mtg. Clamp - Upper
302A236 Transformer Mtg. Clamp - Lower
406-148 Wing Head Panel Fastener with Ring (5)
302P500 AC Ammeter
302P501 AC Voltmeter
302-511 Running Time Meter
302P357 Frequency Meter
307P693 Contactor
323A297 Panel Receptacle (15 Amp)
323-294 Amphenol Receptacle - Generator Connections
332B764 Terminal Block
332P778 Terminal Block Connector (4)
321P102 Cartridge Fuse
321P103 Fuse Holder
308-182 Panel Light Switch
308-179 Load On Switch
308-180 Load Off Switch
308B183 Voltage & Phase Selector Switch
308-182 Run-Stop Switch
302B106 Current Transformer
303P97 Rheostat
303-32 Rheostat Knob
322P52 Panel Lamp (2)

CODE

- W.D. 602E199 (Cont.)
322P78 Panel Light Assy. - Less Bulb (2)
322-44 Power On Indicating Lamp (Red)
312A79 Suppression Condenser (6)
337A55 Panel to Box Bond Strap
193A137 Oil Gage
152B132 Manual Throttle
167A91 Stop Switch Shield
- (160)** W.D. 625C467 (Static Exciter)
Diagram Only - Refer to Generator Section for Components
- (161)** W.D. 611C681
301D2008 Control Box
301B1963 Control Cover
301C2009 Control Panel
301B2010 Control Mtg. Bracket - R.H.
301B2011 Control Mtg. Bracket - L.H.
301B2012 Resistor Cover
304A506 Adjustable Resistor - 6 Ohm, 150 Watt
304A251 Fixed Resistor - 30 Ohm, 5 Watt
304A217 Fixed Resistor - 1 Ohm, 10 Watt
307B40 Start Solenoid
307B180 Reverse Current Relay
306A28 Start-Disconnect Relay
307B253 Stop Relay
320A104 Emergency (Reset) Relay
308P2 Manual or Electric Start Selector Switch
308P154 Start-Stop Switch (2)
302A446 Ammeter (5-0-5)
332A611 Terminal Block - 3 Place
332A612 Block Marker - 3 Place
332A537 Terminal Block - 4 Place
332A566 Block Marker - 4 Place
301C1554 Meter Panel
320B2 Circuit Breaker (2)
302P421 AC Voltmeter
302P460 AC Ammeter (2)
- (162)** W.D. 611C635
301D2008 Control Box
301B1963 Control Cover
301D2009 Control Panel
301B2010 Control Mtg. Bracket - R.H.
301B2011 Control Mtg. Bracket - L.H.
301B2012 Resistor Cover
304A506 Adjustable Resistor - 6 Ohm, 150 Watt
304A251 Fixed Resistor - 30 Ohm, 5 Watt
307B40 Start Solenoid
307B180 Reverse Current Relay

CONTROL SECTION

WIRING DIAGRAMS

CODE

W.D. 611C635 (Cont.)

306A28 Start-Disconnect Relay
 307B253 Stop Relay
 308P2 Manual or Electric
 Start Selector
 Switch
 308I54 Stop Start Switch
 302A446 Ammeter (5-0-5)
 332A609 Terminal Block - 2 Place
 332A537 Terminal Block - 4 Place
 332A566 Block Marker - 4 Place
 301C2422 Meter Panel
 323P184 Duplex Receptacle
 320B52 Circuit Breaker - 50
 Amp.
 302P420 AC Voltmeter
 302P458 AC Ammeter
 302B213 Frequency Meter

164 W.D. 611C699

301D1962 Control Box
 301B1963 Control Cover
 301C1961 Control Panel
 301B1964 Control Mtg. Bracket - R.H.
 301B1965 Control Mtg. Bracket - L.H.
 332P52 Tinnerman Clip
 305A254 Rectifier Mtg. Bracket
 305A235 Rectifier
 307B40 Start Solenoid
 307B116 Stop Relay
 307B623 Start-Disconnect Relay
 307B597 Start Relay
 308P2 Manual or Electric Start
 Selector Switch
 308P154 Start-Stop Relay
 302A446 Ammeter (5-0-5)
 332A706 Terminal Block - 8 Place
 332A739 Block Marker (4 thru 9)
 332K750 Battery Polarity Marker
 Kit
 332A537 Terminal Block - 4 Place
 332A566 Block Marker - 4 Place

165 W.D. 625C603 (Static Exciter)
Diagram Only - Refer to Generator
Section for Components**166** W.D. 612B1870

301C2088 Instrument Panel
 308A12 Voltmeter Selector
 Switch
 303-76 Selector Switch Knob
 320B19 Circuit Breaker - 25
 Amp.
 302P421 AC Voltmeter
 302P418 AC Ammeter (3)

CODE

167 W.D. 611C667

301D1962 Control Box
 301B1963 Control Box Cover
 301C1961 Control Panel
 301B1964 Control Mtg. Bracket-R.H.
 301B1965 Control Mtg. Bracket-L.H.
 332P52 Tinnerman Clip
 305A254 Rectifier Mtg. Bracket
 305A235 Rectifier-10A., 100V. Peak
 307B40 Start Solenoid
 307B623 Ignition Relay
 307B597 Ignition Start Relay
 308P2 Manual or Electric Start
 Selector Switch
 302A446 Ammeter (5-0-5)
 308P154 Start-Stop Switch
 332K750 Battery Polarity Marker Kit
 332A706 Terminal Block - 8 Place
 332A739 Block Marker - 8 Place
 332A537 Terminal Block - 4 Place
 332A566 Block Marker - 4 Place
 304A32 Fixed Resistor (15-ohm,
 10 watt)
 304A500 Adjustable Resistor
 (2-ohm, 150 watt)
 Mounts in Gen. Air Outlet

168 W.D. 611C789

301D2008 Control Box
 301C1963 Control Box Cover
 301D2541 Control Box Panel
 301B2010 Control Mtg. Bracket-R.H.
 301B2011 Control Mtg. Bracket-L.H.
 305A254 Rectifier Mtg. Bracket
 305B235 Rectifier-10A., 100V. Peak
 301B2012 Resistor Cover
 307B845 Start Solenoid
 307B642 Start-Disconnect Relay
 308P2 Manual or Electric
 Start Selector Switch
 307B253 Stop Relay
 308P154 Start-Stop Switch
 302A58 Ammeter (10-0-10)
 305B383 Voltage Regulator (2-Step)
 304A632 Adjustable Resistor
 (6-ohm, 100 watt)
 304A631 Fixed Resistor (6-ohm,
 100 watt)
 304A251 Fixed Resistor (30-ohm,
 5 watt)
 332A609 Terminal Block - 2 Place
 332A610 Block Marker - 2 Place
 332A537 Terminal Block - 4 Place
 332A566 Block Marker - 4 Place

CONTROL SECTION

35

WIRING DIAGRAMS

CODE

169 W.D. 611C790

301D2008 Control Box
 301C1963 Control Box Cover
 301D2541 Control Box Panel
 301B2010 Control Mtg. Bracket-R.H.
 301B2011 Control Mtg. Bracket-L.H.
 301B2012 Resistor Cover
 305A254 Rectifier Mtg. Bracket
 305B235 Rectifier-10A., 100V. Peak
 307B845 Start Solenoid
 307B642 Start-Disconnect Relay
 308P2 Manual or Electric Start Selector Switch
 307B253 Stop Relay
 308P154 Start-Stop Switch
 302A58 Ammeter (10-0-10)
 305B383 Voltage Regulator (2-Step)
 304A632 Adjustable Resistor (6-ohm, 100 watt)
 304A631 Fixed Resistor (6-ohm, 100 watt)
 304A251 Fixed Resistor (30-ohm, 5 watt)
 332A609 Terminal Block - 2 Place
 332A1003 Block Marker - 2 Place
 332A537 Terminal Block - 4 Place
 332A566 Block Marker - 4 Place

170 W.D. 611C791

301D2008 Control Box
 301C1963 Control Box Cover
 301D2541 Control Box Panel
 301B2010 Control Mtg. Bracket-R.H.
 301B2011 Control Mtg. Bracket-L.H.
 301B2012 Resistor Cover
 305A254 Rectifier Mtg. Bracket
 305B235 Rectifier-10A., 100V. Peak
 307B845 Start Solenoid
 307B642 Start-Disconnect Relay
 308P2 Manual or Electric Start Selector Switch
 307B253 Stop Relay
 308P154 Start-Stop Switch
 302A58 Ammeter (10-0-10)
 305B383 Voltage Regulator (2-Step)
 304A632 Adjustable Resistor (6-ohm, 100 watt)
 304A631 Fixed Resistor (6-ohm, 100 watt)
 304A251 Fixed Resistor (30-ohm, 5 watt)

(Cont.)

CODE

W.D. 611C791 (Cont.)

332A609 Terminal Block - 2 Place
 332A610 Block Marker - 2 Place
 332A537 Terminal Block - 4 Place
 332A566 Terminal Block - 4 Place

171 W.D. 611C792

301D2008 Control Box
 301C1963 Control Box Cover
 301D2541 Control Box Panel
 301B2010 Control Mtg. Bracket-R.H.
 301B2011 Control Mtg. Bracket-L.H.
 301B2012 Resistor Cover
 305A254 Rectifier Mtg. Bracket
 305B235 Rectifier-10A., 100V. Peak
 307B845 Start Solenoid
 307B642 Start-Disconnect Relay
 308P2 Manual or Electric Start Selector Switch
 307B253 Stop Relay
 308P154 Start-Stop Switch
 302A58 Ammeter (10-0-10)
 305B383 Voltage Regulator (2-Step)
 304A632 Adjustable Resistor
 304A631 Fixed Resistor (6-ohm, 100 watt)
 304A251 Fixed Resistor (30-ohm, 5 watt)
 332A609 Terminal Block - 2 Place
 332A610 Block Marker - 2 Place
 332A537 Terminal Block - 4 Place
 332A566 Block Marker - 4 Place

172 W.D. 611C793

301D2008 Control Box
 301C1963 Control Box Cover
 301D2541 Control Box Panel
 301B2010 Control Mtg. Bracket-R.H.
 301B2011 Control Mtg. Bracket-L.H.
 301B2012 Resistor Cover
 305A254 Rectifier Mtg. Bracket
 305B235 Rectifier-10A., 100V. Peak
 307B845 Start Solenoid
 307B642 Start-Disconnect Relay
 308P2 Manual or Electric Start Selector Switch
 307B253 Stop Relay
 308P154 Start-Stop Switch
 302A58 Ammeter (10-0-10)
 305B383 Voltage Regulator (2-Step)
 304A632 Adjustable Resistor (6-ohm, 100 watt)
 304A631 Fixed Resistor (6 ohm, 100 watt)
 304A251 Fixed Resistor (30 ohm, 5 watt)

(Cont.)

CONTROL SECTION

WIRING DIAGRAMS

CODE

W.D.611C793 (Cont.)

332A609 Terminal Block - 2 Place
 332A610 Block Marker - 2 Place
 332A537 Terminal Block - 4 Place
 332A566 Block Marker - 4 Place

173 W.D.611C794

301D2008 Control Box
 301C1963 Control Box Cover
 301D2541 Control Box Panel
 301B2010 Control Mtg. Bracket-R.H.
 301B2011 Control Mtg. Bracket-L.H.
 301B2012 Resistor Cover
 305A254 Rectifier Mtg. Bracket
 305B235 Rectifier-10A., 100V. Peak
 307B845 Start Solenoid
 307B642 Start-Disconnect Relay
 308P2 Manual or Electric Start Selector Switch
 307B253 Stop Relay
 308P154 Start-Stop Switch
 302A58 Ammeter (10-0-10)
 305B383 Voltage Regulator
 304A632 Adjustable Resistor (6-ohm, 100 watt)
 304A631 Fixed Resistor (6 ohm, 100 watt)
 304A251 Fixed Resistor (30 ohm, 5 watt)
 332A609 Terminal Block - 2 Place
 332A610 Block Marker - 2 Place
 332A537 Terminal Block - 4 Place
 332A566 Block Marker - 4 Place

174 W.D.611C797

301D2008 Control Box
 301C1963 Control Box Cover
 301D2541 Control Box Panel
 301B1010 Control Mtg. Bracket-R.H.
 301B1011 Control Mtg. Bracket-L.H.
 301B1012 Resistor Cover
 305A254 Rectifier Mtg. Bracket
 305B235 Rectifier-10A., 100V. Peak
 307B845 Start Solenoid
 307B642 Start-Disconnect Relay
 308P2 Manual or Electric Start Selector Switch
 307B253 Stop Relay
 308P154 Start-Stop Switch
 302A58 Ammeter (10-0-10)
 305B383 Voltage Regulator (2-Step)
 320B104 Emergency (Time Delay) Relay

(Cont.)

CODE

W.D.611C797 (Cont.)

304A632 Adjustable Resistor (6-ohm, 100 watt)
 304A631 Fixed Resistor (6-ohm, 100 watt)
 304A251 Fixed Resistor (30-ohm, 5 watt)
 304A217 Fixed Resistor (1-ohm, 10 watt)
 332A611 Terminal Block - 3 Place
 332A1004 Block Marker - 3 Place
 332A537 Terminal Block - 4 Place
 332A566 Block Marker - 4 Place

175 W.D.611C799

301D2008 Control Box
 301C1963 Control Box Cover
 301C2541 Control Box Panel
 301B2010 Control Mtg. Bracket-R.H.
 301B2011 Control Mtg. Bracket-L.H.
 301B2012 Resistor Cover
 305A254 Rectifier Mtg. Bracket
 305B235 Rectifier-10A., 100V. Peak
 307B845 Start Solenoid
 307B642 Start-Disconnect Relay
 308P2 Manual or Electric Start Selector Switch
 307B253 Stop Relay
 308P154 Start-Stop Relay
 302A58 Ammeter (10-0-10)
 305B383 Voltage Regulator (2-Step)
 320B104 Emergency (Low Oil Pressure) Relay
 304A632 Adjustable Resistor (6-ohm, 100 watt)
 304A631 Fixed Resistor (6-ohm, 100 watt)
 304A251 Fixed Resistor (30-ohm, 5 watt)
 304A217 Fixed Resistor (1-ohm, 10 watt)
 332A611 Terminal Block - 3 Place
 332A612 Block Marker - 3 Place
 332A537 Terminal Block - 4 Place
 332A566 Block Marker - 4 Place

176 W.D.611C802

301D2008 Control Box
 301C1963 Control Box Cover
 301D2541 Control Box Panel
 301B2010 Control Mtg. Bracket-R.H.
 301B2011 Control Mtg. Bracket-L.H.
 301B2012 Resistor Cover
 305A254 Rectifier Mtg. Bracket
 305B235 Rectifier-10A., 100V. Peak

(Cont.)

CONTROL SECTION

37

WIRING DIAGRAMS

CODE

W.D.611C802 (Cont.)

307B845 Start Solenoid
307B642 Start-Disconnect Relay
308P2 Manual or Electric
Start Selector Switch
307B253 Stop Relay
308P154 Start-Stop Switch
302A58 Ammeter (10-0-10)
305B383 Voltage Regulator
(2-Step)
304A632 Adjustable Resistor
(6-ohm, 100 watt)
304A634 Fixed Resistor
(4-ohm, 100 watt)
304A251 Fixed Resistor
(30-ohm, 5 watt)
332A609 Terminal Block - 2 Place
332A610 Block Marker - 2 Place
332A537 Terminal Block - 4 Place
332A566 Block Marker - 4 Place
301C2138 Instrument Panel
308A12 Voltmeter Selector Switch
303-76 Selector Switch Knob
320B19 Circuit Breaker-25A (3)
302P466 Running Time Meter
302P421 AC Voltmeter
302P418 AC Ammeter (3)

177

W.D.611C804

301D1962 Control Box
301B1963 Control Box Cover
301C1962 Control Box Panel
301B1964 Control Mtg. Bracket-R.H.
301B1965 Control Mtg. Bracket-L.H.
332P52 Tinnerman Clip
305A254 Rectifier Mtg. Bracket
305A235 Rectifier-10A.,100V. Peak
307B40 Start Solenoid
307B623 Ignition Relay
307B597 Ignition Start Relay
308P2 Manual or Electric
Start Selector Switch
308P154 Start-Stop Switch
302A446 Ammeter (5-0-5)
332A706 Terminal Block - 8 Place
332A739 Block Marker - 8 Place
332A537 Terminal Block - 4 Place
332A566 Block Marker - 4 Place
304A32 Fixed Resistor
(15-ohm, 10 watt) - (2)
304A500 Adjustable Resistor
(2-ohm, 150 watt)
Mounts in Gen. Air Outlet

CODE

178 W.D.611C805

301D1962 Control Box
301B1963 Control Box Cover
301C1961 Control Box Panel
301B1964 Control Mtg. Bracket-R.H.
301B1965 Control Mtg. Bracket-L.H.
332P52 Tinnerman Clip
305A254 Rectifier Mtg. Bracket
305A235 Rectifier-10A., 100V. Peak
307B40 Start Solenoid
307B623 Ignition Relay
307B597 Ignition Start Relay
308P2 Manual or Electric
Start Selector Switch
308P154 Start-Stop Switch
302A446 Ammeter (5-0-5)
320B104 Emergency (Low Oil Pressure)
Relay
304A217 Fixed Resistor (1-ohm,10 Watt)
332A706 Terminal Block - 8 Place
332A739 Block Marker - 8 Place
332A537 Terminal Block - 4 Place
332A566 Block Marker - 4 Place
304A32 Fixed Resistor
(15-ohm, 10 watt) - (3)
304A500 Adjustable Resistor
(2-ohm, 150 watt)
Mounts in Gen. Air Outlet

179

W.D.611C806

301D1962 Control Box
301B1963 Control Box Cover
301C1961 Control Box Panel
301B1964 Control Mtg. Bracket-R.H.
301B1965 Control Mtg. Bracket-L.H.
332P52 Tinnerman Clip
305A254 Rectifier Mtg. Bracket
305A235 Rectifier-10A., 100V. Peak
307B1046 Start Solenoid
307B623 Ignition Relay
307B597 Ignition Start Relay
308P2 Manual or Electric
Start Selector Switch
308P154 Start-Stop Switch
302A446 Ammeter (5-0-5)
332A706 Terminal Block - 8 Place
332A739 Block Marker - 8 Place
332A537 Terminal Block - 4 Place
332A566 Block Marker - 4 Place
304A32 Fixed Resistor
(15-ohm, 10 watt) - (2)
304A500 Adjustable Resistor
(2-ohm, 150 watt)
Mounts in Gen. Air Outlet

CONTROL SECTION

WIRING DIAGRAMS

CODE

180

W.D.611C807

301D1962 Control Box
 301B1963 Control Box Cover
 301C1961 Control Box Panel
 301B2010 Control Mtg. Bracket-R.H.
 301B2011 Control Mtg. Bracket-L.H.
 332A52 Tinnerman Clip
 305A254 Rectifier Mtg. Bracket
 305A235 Rectifier-10A., 100V Peak
 307B40 Start Solenoid
 307B623 Ignition Relay
 307B597 Ignition Start Relay
 308P2 Manual or Electric
 Start Selector Switch
 308P154 Start-Stop Switch
 302A446 Ammeter (5-0-5)
 320B104 Emergency (Low Oil Pres-
 sure) Relay
 304A217 Fixed Resistor
 (1-ohm, 10 watt)
 304A32 Fixed Resistor
 (15-ohm, 10 watt) - (2)
 332A706 Terminal Block - 8 Place
 332A739 Block Marker - 8 Place
 332A537 Terminal Block - 4 Place
 332A566 Block Marker - 4 Place
 304A500 Adjustable Resistor
 (2-ohm, 150 watt)
 Mounts in Gen. Air Outlet

181

W.D.611C815

301D2008 Control Box
 301C1963 Control Box Cover
 301D2541 Control Box Panel
 301B2010 Control Mtg. Bracket-R.H.
 301B2011 Control Mtg. Bracket-L.H.
 301B2012 Resistor Cover
 305A254 Rectifier Mtg. Bracket
 305A235 Rectifier-10A., 100V. Peak
 307B845 Start Solenoid
 307B642 Start-Disconnect Relay
 308P2 Manual or Electric
 Start Selector Switch
 307B253 Stop Relay
 308P154 Start-Stop Switch
 302A58 Ammeter (10-0-10)
 305B383 Voltage Regulator
 (2-Step)
 304A632 Adjustable Resistor
 (6-ohm, 100 watt)
 304A631 Fixed Resistor
 (6-ohm, 100 watt)
 304A251 Fixed Resistor
 (30-ohm, 5 watt)
 332A609 Terminal Block - 2 Place
 (Cont.)

CODE

W.D.611C815 (Cont.)

332A610 Block Marker - 2 Place
 332A537 Terminal Block - 4 Place
 332A566 Block Marker - 4 Place

182

W.D.611C819

301D1962 Control Box
 301B1963 Control Box Cover
 301C1961 Control Box Panel
 301B1964 Control Mtg. Bracket-R.H.
 301B1965 Control Mtg. Bracket-L.H.
 332P52 Tinnerman Clip
 305A254 Rectifier Mtg. Bracket
 305A238 Rectifier-12A., 300V. Peak
 307B61 Start Solenoid
 307B623 Ignition Relay
 307B597 Ignition Start Relay
 308P2 Manual or Electric
 Start Selector Switch
 308P154 Start-Stop Switch
 302A446 Ammeter (5-0-5)
 320B104 Emergency (Low Oil Pressure)
 Relay
 304A276 Fixed Resistor
 (75-ohm, 10 watt)
 304A283 Fixed Resistor
 (35-ohm, 25 watt)
 353A35 Fixed Resistor
 (20-ohm, 50 watt)
 304A16 Adjustable Resistor
 (2.5-ohm, 50 watt)
 304A194 Adjustable Resistor
 (50-ohm, 25 watt)
 304A268 Adjustable Resistor
 (5-ohm, 50 watt)
 304A521 Adjustable Resistor
 (8-ohm, 150 watt)
 Mounts in Gen. Air Outlet
 332A706 Terminal Block - 8 Place
 332A739 Block Marker - 8 Place
 332A537 Terminal Block - 4 Place
 332A566 Block Marker - 4 Place

183

W.D.611C827

301D2008 Control Box
 301C1963 Control Box Cover
 301D2541 Control Box Panel
 301B2010 Control Mtg. Bracket-R.H.
 301B2011 Control Mtg. Bracket-L.H.
 305A254 Rectifier Mtg. Bracket
 305B235 Rectifier-10A., 100V. Peak
 307B845 Start Solenoid
 307B642 Start-Disconnect Relay
 301B2012 Resistor Cover
 308P2 Manual or Electric
 Start Selector Switch
 (Cont.)

CONTROL SECTION

39

WIRING DIAGRAMS

CODE

W.D.611C827 (Cont.)

307B253 Stop Relay
308P154 Start-Stop Switch
302A58 Ammeter (10-0-10)
305B383 Voltage Regulator
(2-Step)
304A632 Adjustable Resistor
(6-ohm, 100 watt)
304A631 Fixed Resistor
(6-ohm, 100 watt)
304A251 Fixed Resistor
(30-ohm, 5 watt)
332A609 Terminal Block - 2 Place
332A610 Block Marker - 2 Place
332A537 Terminal Block - 4 Place
332A566 Block Marker - 4 Place
301C1551 Meter Panel
320B19 Circuit Breaker (2)
302P466 Running Time Meter
302P421 AC Voltmeter
302P418 AC Ammeter (2)

184

W.D.611C829

301D1962 Control Box
301B1963 Control Box Cover
301C1961 Control Box Panel
301B1964 Control Mtg. Bracket-R.H.
301B1979 Control Mtg. Bracket-L.H.
332P52 Tinnerman Clip
305A254 Rectifier Mtg. Bracket
305A235 Rectifier-10A., 100V. Peak
307B40 Start Solenoid
307B623 Ignition Relay
307B597 Ignition Start Relay
308P2 Manual or Electric
Selector Switch
308P154 Start-Stop Switch
302A446 Ammeter (5-0-5)
332A706 Terminal Block - 8 Place
332A739 Block Marker - 8 Place
332A537 Terminal Block - 4 Place
332A566 Block Marker - 4 Place
320B104 Emergency (Low Oil
Pressure) Relay
304A217 Fixed Resistor
(1-ohm, 10 watt)
304A32 Fixed Resistor
(15-ohm, 10 watt) - (2)
304A500 Adjustable Resistor
(2-ohm, 150 watt)
Mounts in Gen. Air Outlet
323P91 Receptacle 20A., 4 Wire
(2) - Use Cap #323P185(2)
323-186 Receptacle 50A., 4 Wire
Use Cap #323-187
323P184 Duplex Receptacle 15A.,
2 Wire

CODE

W.D.611C831

185

301D1962 Control Box
301B1963 Control Box Cover
301C1961 Control Box Panel
301B1964 Control Mtg. Bracket-R.H.
301B1965 Control Mtg. Bracket-L.H.
332P52 Tinnerman Clip
305A254 Rectifier Mtg. Bracket
305A235 Rectifier-10A., 100V Peak
307B40 Start Solenoid
307B623 Ignition Relay
307B597 Ignition Start Relay
308P2 Manual or Electric
Start Selector Switch
308P154 Start-Stop Switch
302A446 Ammeter (5-0-5)
304A32 Fixed Resistor
(15-ohm, 10 watt)
332A706 Terminal Block - 8 Place
332A739 Block Marker - 8 Place
332A537 Terminal Block - 4 Place
332A566 Block Marker - 4 Place
304A500 Adjustable Resistor
(2-ohm, 150 watt)
Mounts in Gen. Air Outlet

186

W.D.611C835

301B2650 Control Box
301B1963 Control Box Cover
301C1961 Control Box Panel
301B1964 Control Mtg. Bracket-R.H.
301B2429 Control Mtg. Bracket-L.H.
332P52 Tinnerman Clip
307B1046 Start Solenoid
307B623 Ignition Relay
307B597 Ignition Start Relay
308P2 Manual or Electric Start
Selector Switch
308P154 Start-Stop Switch
302A554 Ammeter (15-0-15)
320B104 Emergency (Low Oil Pressure)
Relay
320P204 Circuit Breaker - 30 Amp.
332A706 Terminal Block - 8 Place
332A739 Block Marker - 8 Place
332A537 Terminal Block - 4 Place
332A566 Block Marker - 4 Place
304A217 Fixed Resistor
(1-ohm, 10 watt)
304A32 Fixed Resistor
(15-ohm, 10 watt) - (2)
302P592 Running Time Meter
321A148 Fuse Block
321-20 Fuse - 60 amp.
304A625 Fixed Resistor (1-ohm,
150 watt) Mounts in Gen.
Air Outlet

(Cont.)

CONTROL SECTION

WIRING DIAGRAMS

CODE

W.D.611C835 (Cont.)

- 305B343 Rectifier Bridge
(Mounted inside Control Box Bracket)
- 320P235 Circuit Breaker - 20 amp.
(Mounted inside Control Box Bracket)

187 W.D.611C836

- 301D2008 Control Box
- 301C1963 Control Box Cover
- 301D2541 Control Box Panel
- 301B2010 Control Mtg. Bracket-R.H.
- 301B2011 Control Mtg. Bracket-L.H.
- 301B2012 Resistor Cover
- 305A254 Rectifier Mtg. Bracket
- 305B235 Rectifier-10A., 100V. Peak
- 307B845 Start Solenoid
- 307B642 Start-Disconnect Relay
- 308P2 Manual or Electric Start Selector Switch
- 307B253 Stop Relay
- 308P154 Start-Stop Switch
- 302A58 Ammeter (10-0-10)
- 305B383 Voltage Regulator (2-Step)
- 304A632 Adjustable Resistor (6-ohm, 100 watt)
- 304A631 Fixed Resistor (6-ohm, 100 watt)
- 304A251 Fixed Resistor (30-ohm, 5 watt)
- 332A609 Terminal Block - 2 Place
- 332A610 Block Marker - 2 Place
- 332A537 Terminal Block - 4 Place
- 332A566 Block Marker - 4 Place
- 301C2128 Receptacle Box
- 301B1755 Receptacle Box Panel
- 301B2129 Receptacle Box Mtg. Bracket
- 323P184 Duplex Receptacle (2)
- 323P140 Receptacle - 20A. (2)
- 322A11 Pilot Lamp
- 322-21 Pilot Lamp Receptacle
- 149-234 Pilot Lamp Guard
- 149A156 Pilot Lamp Guard Gasket
- 301A1902 Pilot Lamp Guard Clamp

188 W.D.611C840

- 301D1962 Control Box
- 301B1963 Control Box Cover
- 301C1961 Control Box Panel
- 301B1964 Control Mtg. Bracket-R.H.

(Cont.)

CODE

W.D.611C840 (Cont.)

- 301B1965 Control Mtg. Bracket-L.H.
- 332P52 Tinnerman Clip
- 305A254 Rectifier Mtg. Bracket
- 305A235 Rectifier-10A., 100V. Peak
- 307B40 Start Solenoid
- 307B623 Ignition Relay
- 307B597 Ignition Start Relay
- 308P2 Manual or Electric Start Selector Switch
- 308P154 Start-Stop Switch
- 302A446 Ammeter (5-0-5)
- 332A706 Terminal Block - 8 Place
- 332A739 Block Marker - 8 Place
- 332A537 Terminal Block - 4 Place
- 332A566 Block Marker - 4 Place
- 320B104 Emergency (Low Oil Pressure) Relay
- 304A217 Fixed Resistor (1-ohm, 10 watt)
- 304A32 Fixed Resistor (15-ohm, 10 watt) - (2)
- 304A500 Adjustable Resistor (2-ohm, 150 watt)
- Mounts in Gen. Air Outlet

189 W.D.611C841

- 301D1962 Control Box
- 301B1963 Control Box Cover
- 301C2376 Control Box Panel
- 301B1964 Control Mtg. Bracket-R.H.
- 301B1965 Control Mtg. Bracket-L.H.
- 332P52 Tinnerman Clip
- 305A254 Rectifier Mtg. Bracket
- 305A235 Rectifier-10A., 100V. Peak
- 307B40 Start Solenoid
- 307B623 Ignition Relay
- 307B597 Ignition Start Relay
- 308P2 Manual or Electric Start Selector Switch
- 308P154 Start-Stop Switch
- 302A446 Ammeter (5-0-5)
- 332A751 Terminal Block - 10 Place
- 332A608 Block Marker - 10 Place (Modified)
- 332A537 Terminal Block - 4 Place
- 332A566 Block Marker - 4 Place
- 320B221 Emergency (Low Oil Pressure) Relay
- 307A655 Emergency (Overspeed and Hi-Temp.) Relay
- 322P69 Signal Light Receptacle (2)
- 322P4 Signal Light Lamp (2)
- 304A217 Fixed Resistor (1-ohm, 10 watt)

(Cont.)

CONTROL SECTION

41

WIRING DIAGRAMS

CODE

W.D.611C841 (Cont.)
 304A32 Fixed Resistor
 (15-ohm, 10 watt) - (2)
 304A500 Adjustable Resistor
 (2-ohm, 150 watt)
 Mounts in Gen. Air Outlet

190

W.D.611C842
 301D1962 Control Box
 301B1963 Control Box Cover
 301C2376 Control Box Panel
 301B1964 Control Mtg. Bracket-R.H.
 301B1965 Control Mtg. Bracket-L.H.
 332A52 Tinnerman Clip
 305A254 Rectifier Mtg. Bracket
 305A235 Rectifier-10A., 100V Peak
 307B40 Start Solenoid
 307B623 Ignition Relay
 307B597 Ignition Start Relay
 308P2 Manual or Electric
 Start Selector Switch
 308P154 Start-Stop Switch
 302A446 Ammeter (5-0-5)
 332A706 Terminal Block - 8 Place
 332A739 Block Marker - 8 Place
 332A537 Terminal Block - 4 Place
 332A566 Block Marker - 4 Place
 320B221 Emergency (Low Oil
 Pressure) Relay
 307A655 Emergency (Overspeed &
 Hi-Temp.) Relay
 332P69 Signal Light Receptacle
 332P4 Signal Light Lamp
 304A217 Fixed Resistor
 (1-ohm, 10 watt)
 304A32 Fixed Resistor
 (15-ohm, 10 watt) - (2)
 304A500 Adjustable Resistor
 (2-ohm, 150 watt)
 Mounts in Gen. Air Outlet

191

W.D.611C848
 301D1962 Control Box
 301B1963 Control Box Cover
 301C1961 Control Box Panel
 301B1964 Control Mtg. Bracket-R.H.
 301B1965 Control Mtg. Bracket-L.H.
 332P52 Tinnerman Clip
 305A254 Rectifier Mtg. Bracket
 305A235 Rectifier-10A., 100V. Peak
 307B40 Start Solenoid
 307B623 Ignition Relay
 307B597 Ignition Start Relay
 308P2 Manual or Electric
 Start Selector Switch

(Cont.)

CODE

W.D.611C848 (Cont.)
 308P154 Start-Stop Switch
 302A446 Ammeter (5-0-5)
 332A706 Terminal Block - 8 Place
 332A739 Block Marker - 8 Place
 332A537 Terminal Block - 4 Place
 332A566 Block Marker - 4 Place
 304A32 Fixed Resistor
 (15-ohm, 10 watt) - (2)
 304A500 Adjustable Resistor
 (2-ohm, 150 watt)
 Mounts in Gen. Air Outlet

192

W.D.611C850
 301D1962 Control Box
 301B1963 Control Box Cover
 301C2335 Control Box Panel
 301B1964 Control Mtg. Bracket-R.H.
 301B1965 Control Mtg. Bracket-L.H.
 305A254 Rectifier Mtg. Bracket
 305A238 Rectifier-12A., 300V. Peak
 307B61 Start Solenoid
 308P154 Start-Stop Switch
 302A446 Ammeter (5-0-5)
 304A32 Fixed Resistor
 (15-ohm, 10 watt)
 312A145 Condenser .1MFD (2)
 332A439 Terminal Jumper (2)
 332A254 Terminal Block (T1, T3,
 T2, T4)
 332A868 Block Marker (T1, T3,
 T2, T4)
 332A537 Terminal Block (7 thru 10)
 332A739 Block Marker (7 thru 10)-
 (Modified)
 304A521 Adjustable Resistor
 (8-ohm, 150 watt)
 Mounts in Gen. Air Outlet

193

W.D.611C851
 301D2008 Control Box
 301B1963 Control Box Cover
 301C2541 Control Box Panel
 301B2010 Control Mtg. Bracket-R.H.
 301B2011 Control Mtg. Bracket-L.H.
 301B2012 Resistor Cover
 305A254 Rectifier Mtg. Bracket
 305A235 Rectifier-10A., 100V. Peak
 307B845 Start Solenoid
 307B642 Start-Disconnect Relay
 308P2 Manual or Electric
 Start Selector Switch
 307B253 Stop Relay
 308P154 Start-Stop Switch
 302A58 Ammeter (10-0-10)

(Cont.)

CONTROL SECTION

WIRING DIAGRAMS

CODE

W.D.611C851 (Cont.)
 320B104 Emergency (Low Oil Pressure) Relay
 305B353 Voltage Regulator (2-Step)
 304A632 Adjustable Resistor (6-ohm, 100 watt)
 304A631 Fixed Resistor (6-ohm, 100 watt)
 304A251 Fixed Resistor (30-ohm, 5 watt)
 304A217 Fixed Resistor (1-ohm, 10 watt)
 332A611 Terminal Block - 3 Place
 332A612 Block Marker - 3 Place
 332A537 Terminal Block - 4 Place
 332A566 Block Marker - 4 Place
 301C2128 Receptacle Box
 301B1755 Receptacle Box Panel
 301B2129 Receptacle Box Mtg. Bracket
 323P184 Duplex Receptacle 15A., 2 Wire (2)
 323P140 Twistlock Receptacle - 2 Prong (2)
 322A11 Pilot Lamp
 322-21 Pilot Lamp Receptacle
 149-234 Pilot Lamp Guard
 149A156 Pilot Lamp Guard Gasket
 301A1902 Pilot Lamp Guard Clamp

(194) W.D.611C852

301D1962 Control Box
 301B1963 Control Box Cover
 301C2376 Control Box Panel
 301B1964 Control Mtg. Bracket-R.H.
 301B1965 Control Mtg. Bracket-L.H.
 332P52 Tinnerman Clip
 305A254 Rectifier Mtg. Bracket
 305A235 Rectifier-10A., 100V. Peak
 307B40 Start Solenoid
 307B623 Ignition Relay
 307B597 Ignition Start Relay
 308P2 Manual or Electric Start Selector Switch
 308P154 Start-Stop Switch
 302A446 Ammeter (5-0-5)
 320B221 Emergency (Low Oil Pressure & Hi-Temp) Relay
 322P69 Signal Light Receptacle
 322P4 Signal Light Lamp
 332A706 Terminal Block - 8 Place
 332A739 Block Marker - 8 Place
 332A537 Terminal Block - 4 Place
 332A566 Block Marker - 4 Place
 (Cont.)

CODE

W.D.611C852 (Cont.)
 304A217 Fixed Resistor (1-ohm, 10 watt)
 304A32 Fixed Resistor (15-ohm, 10 watt) - (2)
 304A500 Adjustable Resistor (2-ohm, 150 watt)
 Mounts in Gen. Air Outlet

(195) W.D.611C853

301D1962 Control Box
 301B1963 Control Box Cover
 301C1961 Control Box Panel
 301B1964 Control Mtg. Bracket-R.H.
 301B1979 Control Mtg. Bracket-L.H.
 332P52 Tinnerman Clip
 305A254 Rectifier Mtg. Bracket
 305A235 Rectifier-10A., 100V. Peak
 307B40 Start Solenoid
 307B623 Ignition Relay
 307B597 Ignition Start Relay
 308P2 Manual or Electric Start Selector Switch
 308P154 Start-Stop Switch
 302A446 Ammeter (5-0-5)
 332A706 Terminal Block - 8 Place
 332A739 Block Marker - 8 Place
 332A537 Terminal Block - 4 Place
 332A566 Block Marker - 4 Place
 304A32 Fixed Resistor (15-ohm, 10 watt) - (2)
 304A500 Adjustable Resistor (2-ohm, 150 watt)
 Mounts in Gen. Air Outlet
 323P91 Receptacle 20A., 4 Wire (2)-
 Use Cap No. 323P185 (2)
 323-186 Receptacle 50A., 4 Wire -
 Use Cap No. 323-187
 323P184 Duplex Receptacle 15A.,
 2 Wire
 301D1978 Load Output Box
 301B1161 Output Box Cover

(196) W.D.611C854

301D1962 Control Box
 301B1963 Control Box Cover
 301C1961 Control Box Panel
 301B1964 Control Mtg. Bracket-R.H.
 301B1979 Control Mtg. Bracket-L.H.
 332P52 Tinnerman Clip
 508-9 Rubber Grommet
 305A254 Rectifier Mtg. Bracket
 305A235 Rectifier-10A., 100V. Peak
 307B40 Start Solenoid
 (Cont.)

CONTROL SECTION

43

WIRING DIAGRAMS

CODE

W.D.611C854 (Cont.)

307B623 Ignition Relay
307B597 Ignition Start Relay
308P2 Manual or Electric
Start Selector Switch
308P154 Start-Stop Switch
302A446 Ammeter (5-0-5)
332A706 Terminal Block - 8 Place
332A739 Block Marker - 8 Place
332A537 Terminal Block - 4 Place
332A566 Block Marker - 4 Place
304A32 Fixed Resistor
(15-ohm, 10 watt) - (2)
304A500 Adjustable Resistor
(2-ohm, 150 watt)
Mounts in Gen. Air Outlet
323P11 Receptacle-20A., 3 Wire
(3)-Use Cap #323-12 (3)
323P186 Receptacle 50A., 4 Wire -
Use Cap No. 323P187
301D1978 Load Output Box
301B1147 Output Box Cover

197

W.D.611C857

301D1962 Control Box
301B1963 Control Box Cover
301C1961 Control Box Panel
301B1964 Control Mtg. Bracket-R.H.
301B1979 Control Mtg. Bracket-L.H.
332P52 Tinnerman Clip
305A254 Rectifier Mtg. Bracket
305A235 Rectifier-10A., 100V.Peak
307B40 Start Solenoid
307B623 Ignition Relay
307B597 Ignition Start Relay
308P2 Manual or Electric
Start Selector Switch
308P154 Start-Stop Switch
302A446 Ammeter (5-0-5)
332A706 Terminal Block - 8 Place
332A739 Block Marker - 8 Place
332A537 Terminal Block - 4 Place
332A566 Block Marker - 4 Place
332K750 Battery Polarity Marker
Kit
320B104 Emergency (Low Oil
Pressure) Relay
304A217 Fixed Resistor
(1-ohm, 10 watt)
304A32 Fixed Resistor
(15-ohm, 10 watt)
304A500 Adjustable Resistor
(2-ohm, 150 watt)
Mounts in Gen. Air Outlet
301D1978 Load Output Box
(Cont.)

CODE

W.D.611C857 (Cont.)

301B1147 Output Box Cover
508-9 Rubber Grommet
323P11 Receptacle 20A., 3 Wire (3)-
Use Cap No. 323-12 (3)
323P186 Receptacle 50A., 4 Wire -
Use Cap No. 323P187

198

W.D.611C859

301D2008 Control Box
301C1963 Control Box Cover
301C2541 Control Box Panel
301B2010 Control Mtg. Bracket-R.H.
301B2011 Control Mtg. Bracket-L.H.
301B2012 Resistor Cover
305A254 Rectifier Mtg. Bracket
305B235 Rectifier-10A., 100V. Peak
307P845 Start Solenoid
307B642 Start-Disconnect Relay
308P2 Manual or Electric Start
Selector Switch
307B253 Stop Relay
308P154 Start-Stop Switch
302A58 Ammeter (10-0-10)
304A632 Adjustable Resistor
(6-ohm, 100 watt)
304A631 Fixed Resistor
(6-ohm, 100 watt)
304A251 Fixed Resistor
(30-ohm, 5 watt)
305B383 Voltage Regulator (2-Step)
320B104 Emergency (Low Oil
Pressure) Relay
304A217 Fixed Resistor (1-ohm,
10 watt)
332A611 Terminal Block - 3 Place
332A612 Block Marker - 3 Place
332A537 Terminal Block - 4 Place
332A566 Block Marker - 4 Place
301C2138 Instrument Panel
320B170 Circuit Breaker (3)
308A12 Voltmeter Selector Switch
303-76 Selector Switch Knob
302B213 Frequency Meter
320P412 AC Voltmeter
320P460 AC Ammeter (3)

199

W.D.611C861

301D2008 Control Box
301C1963 Control Box Cover
301D2541 Control Box Panel
301B2010 Control Mtg. Bracket-R.H.
301B2011 Control Mtg. Bracket-L.H.
301B2012 Resistor Cover
305A254 Rectifier Mtg. Bracket
(Cont.)

CONTROL SECTION

WIRING DIAGRAMS

CODE

W.D.611C861 (Cont.)
 305A235 Rectifier-10A., 100V Peak
 307B845 Start Solenoid
 307B642 Start-Disconnect Relay
 308P2 Manual or Electric
 Start Selector Switch
 307B253 Stop Relay
 308P154 Start-Stop Switch
 302A58 Ammeter (10-0-10)
 304A632 Adjustable Resistor
 (6-ohm, 100 watt)
 304A631 Fixed Resistor
 (6-ohm, 100 watt)
 304A251 Fixed Resistor
 (30-ohm, 5 watt)
 305A383 Voltage Regulator
 (2-Step)
 332A609 Terminal Block - 2 Place
 332A610 Block Marker - 2 Place
 332A537 Terminal Block - 4 Place
 332A566 Block Marker - 4 Place
 301C1641 Meter Panel
 302B448 Meter Face Plate
 320P21 Circuit Breaker
 302P465 Running Time Meter
 302B213 Frequency Meter
 302P458 AC Ammeter
 302P420 AC Voltmeter

200W.D.611C862

301D2008 Control Box
 301C1963 Control Box Cover
 301C2541 Control Box Panel
 301B2010 Control Mtg. Bracket-R.H.
 301B2011 Control Mtg. Bracket-L.H.
 301B2012 Resistor Cover
 305A254 Rectifier Mtg. Bracket
 305A235 Rectifier-10A., 100V Peak
 307B845 Start Solenoid
 307B642 Start-Disconnect Relay
 308P2 Manual or Electric
 Start Selector Switch
 307B253 Stop Relay
 308P154 Start-Stop Relay
 302A58 Ammeter (10-0-10)
 304A632 Adjustable Resistor
 (6-ohm, 100 watt)
 304A631 Fixed Resistor
 (6-ohm, 100 watt)
 304A251 Fixed Resistor
 (30-ohm, 5 watt)
 305B383 Voltage Regulator
 (2-Step)
 320B104 Emergency (Low Oil
 Pressure) Relay
 (Cont.)

CODE

W.D.611C862 (Cont.)
 304A217 Fixed Resistor
 (1-ohm, 10 watt)
 301C2088 Instrument Panel
 320B19 Circuit Breaker (3)
 308A12 Voltmeter Selector Switch
 303-76 Selector Switch Knob
 302P421 AC Voltmeter
 302P418 AC Ammeter (3)

201W.D.611C863

301D1962 Control Box
 301C1963 Control Box Cover
 301C2376 Control Box Panel
 301B1964 Control Mtg. Bracket-R.H.
 301B1965 Control Mtg. Bracket-L.H.
 332A52 Tinnerman Clip
 305A254 Rectifier Mtg. Bracket
 305A235 Rectifier-10A., 100V Peak
 307B40 Start Solenoid
 307B623 Ignition Relay
 307B597 Ignition Start Relay
 308P2 Manual or Electric
 Start Selector Switch
 308P154 Start-Stop Switch
 302A446 Ammeter (5-0-5)
 332A706 Terminal Block - 8 Place
 332A739 Block Marker - 8 Place
 332A537 Terminal Block - 4 Place
 332A566 Block Marker - 4 Place
 320B104 Emergency (Low Oil
 Pressure) Relay
 307A655 Emergency (Overspeed) Relay
 322P69 Signal Light Receptacle
 322P4 Signal Light Lamp
 304A217 Fixed Resistor (1-ohm,
 10 watt)
 304A32 Fixed Resistor
 (15-ohm, 10 watt) - (2)
 304A500 Adjustable Resistor
 (2-ohm, 150 watt)
 Mounts in Gen. Air Outlet

202W.D.611C867

301D2436 Control Box
 301C1963 Control Box Cover
 301C1961 Control Box Panel
 301C1968 Control Mtg. Bracket
 332P52 Tinnerman Clip
 402A78 Rubber Mounts (4)
 337A52 Ground Strap
 305A254 Rectifier Mtg. Bracket
 305A235 Rectifier-10A., 100V Peak
 307B40 Start Solenoid

(Cont.)

CONTROL SECTION

45

WIRING DIAGRAMS

CODE

W.D.611C867 (Cont.)

307B623 Ignition Relay
307B597 Ignition Start Relay
308P2 Manual or Electric
Start Selector Switch
308P154 Start-Stop Switch
302A446 Ammeter (5-0-5)
304A32 Fixed Resistor
(15-ohm, 10 watt) - (2)
332A706 Terminal Block - 8 Place
332A739 Block Marker - 8 Place
332A537 Terminal Block - 4 Place
332A566 Block Marker - 4 Place
302P551 AC Voltmeter
304A500 Adjustable Resistor
(2-ohm, 150 watt)
Mounts in Gen. Air Outlet

(203)

W.D.611C873

301D1962 Control Box
301B1963 Control Box Cover
301C2376 Control Box Panel
301B1964 Control Mtg. Bracket-R.H.
301B1965 Control Mtg. Bracket-L.H.
332P52 Tinnerman Clip
305A254 Rectifier Mtg. Bracket
305A235 Rectifier-10A., 100V Peak
307B1046 Start Solenoid
307B623 Ignition Relay
307B597 Ignition Start Relay
308P2 Manual or Electric
Start Selector Switch
308P154 Start-Stop Switch
302A446 Ammeter (5-0-5)
332A751 Terminal Block - 10 Place
332A853 Block Marker - 10 Place
332A537 Terminal Block - 4 Place
332A566 Block Marker - 4 Place
320B221 Emergency (Low Oil
Pressure) Relay
307A655 Emergency (Overspeed)
Relay
322P69 Signal Light Receptacle
(2)
322P4 Signal Light Lamp (2)
304A217 Fixed Resistor
(1-ohm, 10 watt)
304A32 Fixed Resistor
(15-ohm, 10 watt) - (2)
304A500 Adjustable Resistor
(2-ohm, 150 watt)
Mounts in Gen. Air Outlet

CODE

(204) W.D.611C875

301D1962 Control Box
301B1963 Control Box Cover
301C1961 Control Box Panel
301B1964 Control Mtg. Bracket-R.H.
301B1965 Control Mtg. Bracket-L.H.
332P52 Tinnerman Clip
307B61 Start Solenoid
307B623 Ignition Relay
307B597 Ignition Start Relay
308P2 Manual or Electric
Start Selector Switch
308P154 Start-Stop Switch
332A706 Terminal Block - 8 Place
332A739 Block Marker - 8 Place
332A537 Terminal Block - 4 Place
332A566 Block Marker - 4 Place
304A5 Adjustable Resistor
(150-ohm, 25 watt)
304A268 Adjustable Resistor
(5-ohm, 50 watt)
304A247 Adjustable Resistor
(100-ohm, 10 watt)
353A35 Fixed Resistor
(20-ohm, 50 watt)
304A11 Fixed Resistor
(50-ohm, 25 watt)

(205)

W.D.611C877

301D2008 Control Box
301C1963 Control Box Cover
301D2541 Control Box Panel
301B2010 Control Mtg. Bracket-R.H.
301B2011 Control Mtg. Bracket-L.H.
301B2012 Resistor Cover
305A254 Rectifier Mtg. Bracket
305A235 Rectifier-10A., 100V. Peak
307B845 Start Solenoid
307B642 Start-Disconnect Relay
308P2 Manual or Electric
Start Selector Switch
307B253 Stop Relay
308P154 Start-Stop Switch
302A58 Ammeter (10-0-10)
332A609 Terminal Block - 2 Place
332A610 Block Marker - 2 Place
332A537 Terminal Block - 4 Place
332A566 Block Marker - 4 Place
305B383 Voltage Regulator (2-Step)
304A632 Adjustable Resistor
(6-ohm, 100 watt)
304A631 Fixed Resistor
(6-ohm, 100 watt)

(Cont.)

CONTROL SECTION

WIRING DIAGRAMS

CODE

W.D.611C877 (Cont.)
 304A251 Fixed Resistor
 (30-ohm, 5 watt)
 301C2088 Instrument Panel
 320B19 Circuit Breaker (3)
 308A12 Voltmeter & Ammeter
 Selector Switch
 303-76 Selector Switch Knob
 302P421 AC Voltmeter
 302P418 AC Ammeter (3)
 301C2128 Receptacle Box
 301B2787 Receptacle Box Panel
 301B2129 Receptacle Box Mtg.
 Bracket
 332-142 Ground Terminal
 323-186 Receptacle 50A., 4 Wire
 323-11 Twistlock Receptacle (3)

206 W.D.611C879

301D2008 Control Box
 301C1963 Control Box Cover
 301D2541 Control Box Panel
 301B2010 Control Mtg. Bracket-R.H.
 301B2011 Control Mtg. Bracket-L.H.
 301B2012 Resistor Cover
 305A254 Rectifier Bracket
 305A235 Rectifier-10A., 100V. Peak
 307B845 Start Solenoid
 307B642 Start-Disconnect Relay
 308P2 Manual or Electric
 Start Selector Switch
 307B253 Stop Relay
 308P154 Start-Stop Switch
 302A58 Ammeter (10-0-10)
 332A609 Terminal Block - 2 Place
 332A610 Block Marker - 2 Place
 332A537 Terminal Block - 4 Place
 332A566 Block Marker - 4 Place
 305A383 Voltage Regulator
 (2-Step)
 304A632 Adjustable Resistor
 (6-ohm, 100 watt)
 304A631 Fixed Resistor
 (6-ohm, 100 watt)
 304A251 Fixed Resistor
 (30-ohm, 5 watt)

207 W.D.611C882

301D1962 Control Box
 301B1963 Control Box Cover
 301C2335 Control Box Panel
 301B1964 Control Mtg. Bracket-R.H.
 301B1965 Control Mtg. Bracket-L.H.
 305A254 Rectifier Mtg. Bracket
 305A238 Rectifier-12A., 300V. Peak
 (Cont.)

CODE

W.D.611C882 (Cont.)
 307B61 Start Solenoid
 308P154 Start-Stop Switch
 302A446 Ammeter (5-0-5)
 332A254 Terminal Block
 (T1, T3, T2, T4)
 332A868 Block Marker
 (T1, T3, T2, T4)
 332A537 Terminal Block (7 thru 10)
 332A739 Block Marker
 (Modified - 7 thru 10)
 332A439 Terminal Jumper (2)
 312A145 Condenser .1MFD (2)
 304A32 Fixed Resistor
 (15-ohm, 10 watt)
 304A521 Adjustable Resistor
 (8-ohm, 150 watt)

208 W.D.611C883

301D1962 Control Box
 301B1963 Control Box Cover
 301C2376 Control Box Panel
 301B1964 Control Mtg. Bracket-R.H.
 301B1965 Control Mtg. Bracket-L.H.
 332P52 Tinnerman Clip
 305A254 Rectifier Mtg. Bracket
 305A235 Rectifier-10A., 100V. Peak
 307B40 Start Solenoid
 307B623 Ignition Relay
 307B597 Ignition Start Relay
 308P2 Manual or Electric
 Start Selector Switch
 308P154 Start-Stop Switch
 302A446 Ammeter (5-0-5)
 332A706 Terminal Block - 8 Place
 332A739 Block Marker - 8 Place
 332A537 Terminal Block - 4 Place
 332A566 Block Marker - 4 Place
 320B221 Emergency (Low Oil Pressure)
 Relay
 304A217 Fixed Resistor
 (1-ohm, 10 watt)
 304A32 Fixed Resistor
 (15-ohm, 10 watt) - (2)
 332P69 Signal Light Receptacle
 322-4 Signal Light Lamp
 304A500 Adjustable Resistor
 (2-ohm, 150 watt)
 Mounts in Gen. Air Outlet

209 W.D.611C885

301D2008 Control Box
 301C1963 Control Box Cover
 301D2541 Control Box Panel
 301B2010 Control Mtg. Bracket-R.H.
 (Cont.)

CONTROL SECTION

47

WIRING DIAGRAMS

CODE

W.D.611C885 (Cont.)

301B2011 Control Mtg. Bracket-L.H.
 301B2012 Resistor Cover
 305A254 Rectifier Mtg. Bracket
 305B235 Rectifier-10A., 100V. Peak
 307B845 Start Solenoid
 307B642 Start-Disconnect Relay
 308P2 Manual or Electric
 Start Selector Switch
 307B253 Stop Relay
 308P154 Start-Stop Switch
 302A58 Ammeter (10-0-10)
 332A609 Terminal Block - 2 Place
 332A610 Block Marker - 2 Place
 332A611 Terminal Block - 3 Place
 332A1004 Block Marker - 3 Place
 332A537 Terminal Block - 4 Place
 332A566 Block Marker - 4 Place
 320B104 Emergency (Time Delay)
 Relay
 305B383 Voltage Regulator
 (2-Step)
 304A632 Adjustable Resistor
 (6-ohm, 100 watt)
 304A631 Fixed Resistor
 (6-ohm, 100 watt)
 304A251 Fixed Resistor
 (30-ohm, 5 watt)
 304A217 Fixed Resistor
 (1-ohm, 10 watt)

(210) W.D.611C890

301D2008 Control Box
 301C1963 Control Box Cover
 301D2541 Control Box Panel
 301B2010 Control Mtg. Bracket-R.H.
 301B2011 Control Mtg. Bracket-L.H.
 301B2012 Resistor Cover
 305A254 Rectifier Mtg. Bracket
 305B235 Rectifier-10A., 100V Peak
 307B845 Start Solenoid
 307B642 Start-Disconnect Relay
 308P2 Manual or Electric
 Start Selector Switch
 307B253 Stop Relay
 308P154 Start-Stop Switch
 302A58 Ammeter (10-0-10)
 332A611 Terminal Block - 3 Place
 332A1004 Block Marker - 3 Place
 332A537 Terminal Block - 4 Place
 332A566 Block Marker - 4 Place
 320B104 Emergency (Time Delay)
 Relay
 305B383 Voltage Regulator
 (2-Step)

(Cont.)

CODE

W.D.611C890 (Cont.)

304A632 Adjustable Resistor
 (6-ohm, 100 watt)
 304A631 Fixed Resistor
 (6-ohm, 100 watt)
 304A251 Fixed Resistor
 (30-ohm, 5 watt)
 304A217 Fixed Resistor
 (1-ohm, 10 watt)
 301C2128 Receptacle Box
 301B2834 Receptacle Box Panel
 301B2129 Receptacle Box Mtg.
 Bracket
 323P91 Receptacle 20A., 4 Wire
 (2) - Use Cap #323P185 (2)
 323-186 Receptacle 50A., 4 Wire-
 Use Cap No. 323-187
 323P184 Duplex Receptacle 15A.,
 2 Wire

(211) W.D.611C898

301C1962 Control Box
 301B1963 Control Box Cover
 301C1961 Control Box Panel
 301C1968 Control Mtg. Bracket
 332P52 Tinnerman Clip
 402A78 Rubber Mount (4)
 337A52 Ground Strap
 305A254 Rectifier Mtg. Bracket
 305A238 Rectifier-12A., 300V. Peak
 307B61 Start Solenoid
 307B597 Start Relay
 307B116 Stop Relay
 308P2 Manual or Electric
 Start Selector Switch
 308P154 Start-Stop Switch
 302A446 Ammeter (5-0-5)
 320B104 Emergency (Low Oil
 Pressure) Relay
 307P773 Start-Disconnect &
 Ignition Relay
 323-52 Relay Plug-in Socket
 307P778 Relay Hold-down Spring
 332A254 Terminal Block
 (T1, T2, T3, T0)
 332A869 Block Marker
 (T1, T2, T3, T0)
 312A145 Condenser (Off T1, T2,
 T3 Terminals)
 332A706 Terminal Block - 8 Place
 332A739 Block Marker - 8 Place
 332A537 Terminal Block - 4 Place
 332A566 Block Marker (B+, 1, 2, 3)
 304A276 Fixed Resistor
 (75-ohm, 10 watt)

(Cont.)

CONTROL SECTION

WIRING DIAGRAMS

CODE

W.D.611C898 (Cont.)
 304A283 Fixed Resistor
 (35-ohm, 25 watt) - (2)
 304A16 Adjustable Resistor
 (2.5-ohm, 50 watt)
 304A194 Adjustable Resistor
 (50-ohm, 25 watt)
 304A268 Adjustable Resistor
 (5-ohm, 50 watt)
 353A35 Fixed Resistor
 (20-ohm, 50 watt)
 304A521 Adjustable Resistor
 (8-ohm, 150 watt)
 Mounts in Gen. Air Outlet

(212) W.D.611C901

301D1962 Control Box
 301B1963 Control Box Cover
 301C2376 Control Box Panel
 301B1964 Control Mtg. Bracket-R.H.
 301B1965 Control Mtg. Bracket-L.H.
 332P52 Tinnerman Clip
 305A254 Rectifier Mtg. Bracket
 307B40 Start Solenoid
 307B623 Ignition Relay
 307B597 Ignition Start Relay
 308P2 Manual or Electric
 Start Selector Switch
 305A235 Rectifier-10A., 100V. Peak
 308P154 Start-Stop Switch
 302A446 Ammeter (5-0-5)
 307B655 Emergency (Overspeed)
 Relay
 322P69 Signal Light Receptacle
 322-4 Signal Light Lamp
 332A706 Terminal Block - 8 Place
 332A739 Block Marker - 8 Place
 332K750 Battery Polarity Marker
 Kit
 332A537 Terminal Block - 4 Place
 332A566 Block Marker - 4 Place
 304A32 Fixed Resistor
 (15-ohm, 10 watt)
 304A500 Adjustable Resistor
 (2-ohm, 150 watt)
 Mounts in Gen. Air Outlet

(213) W.D.611C905

301D1962 Control Box
 301B1963 Control Box Cover
 301C1961 Control Box Panel
 301B1964 Control Mtg. Bracket-R.H.
 301B1965 Control Mtg. Bracket-L.H.
 332P52 Tinnerman Clip
 305A254 Rectifier Mtg. Bracket
 (Cont.)

CODE

W.D.611C905 (Cont.)
 305A235 Rectifier-10A., 100V. Peak
 308P5 Manual or Electric
 Start Selector Switch
 308P154 Start-Stop Switch
 302A446 Ammeter (5-0-5)
 307P773 Start-Disconnect &
 Ignition Relay
 323-52 Relay Plug-in Socket
 307P778 Relay Hold-down Spring
 307B860 Field Build-up Relay
 332A751 Terminal Block - 10 Place
 332A608 Block Marker - 10 Place
 (Modified)
 332A537 Terminal Block - 4 Place
 332A566 Block Marker - 4 Place
 304A32 Fixed Resistor
 (15-ohm, 10 watt)
 304A500 Adjustable Resistor
 (2-ohm, 150 watt)
 Mounts in Gen. Air Outlet

(214) W.D.611C906

301D1962 Control Box
 301B1963 Control Box Cover
 301C1961 Control Box Panel
 301B1964 Control Mtg. Bracket-R.H.
 301B1965 Control Mtg. Bracket-L.H.
 332P52 Tinnerman Clip
 305A254 Rectifier Mtg. Bracket
 305A235 Rectifier-10A., 100V. Peak
 308P5 Manual or Electric
 Start Selector Switch
 308P154 Start-Stop Switch
 302A446 Ammeter (5-0-5)
 307P773 Start-Disconnect &
 Ignition Relay
 323-52 Relay Plug-in Socket
 307P778 Relay Hold-down Spring
 307B860 Field Build-up Relay
 332A751 Terminal Block - 10 Place
 332A608 Block Marker - 10 Place
 (Modified)
 332A537 Terminal Block - 4 Place
 332A566 Block Marker - 4 Place
 304A32 Fixed Resistor
 (15-ohm, 10 watt)
 304A500 Adjustable Resistor
 (2-ohm, 150 watt)

(215) W.D.611C907

301C1962 Control Box
 301B1963 Control Box Cover
 301C2092 Control Box Panel
 301B1964 Control Mtg. Bracket-R.H.
 (Cont.)

CONTROL SECTION

49

WIRING DIAGRAMS

CODE

W.D.611C907 (Cont.)

301B1965 Control Mtg. Bracket-L.H.
 305A254 Rectifier Mtg. Bracket
 305A235 Rectifier-10A., 100V. Peak
 308A28 Start Switch
 308P69 Ignition Switch
 302A446 Ammeter (5-0-5)
 320B104 Emergency (Low Oil Pressure) Relay
 332A254 Terminal Block - 4 Place
 332A868 Block Marker - 4 Place
 332A439 Terminal Jumper (2)
 332A706 Terminal Block - 8 Place
 332A739 Block Marker - 8 Place
 304A217 Fixed Resistor (1-ohm, 10 watt)
 304A32 Fixed Resistor (15-ohm, 10 watt)
 304A500 Adjustable Resistor (2-ohm, 150 watt)
 Mounts in Gen. Air Outlet

(216)

W.D.611C909

301D1962 Control Box
 301B1963 Control Box Cover
 301C1961 Control Box Panel
 301B1964 Control Mtg. Bracket-R.H.
 301B1965 Control Mtg. Bracket-L.H.
 332P52 Tinnerman Clip
 305A254 Rectifier Mtg. Bracket
 305A235 Rectifier-10A., 100V. Peak
 308P5 Manual or Electric Start Selector Switch
 308P154 Start-Stop Switch
 302A446 Ammeter (5-0-5)
 307P773 Start-Disconnect & Ignition Relay
 323-52 Relay Plug-in Socket
 307P778 Relay Hold-down Spring
 332A751 Terminal Block-10 Place
 332A608 Block Marker - 10 Place (Modified)
 332A537 Terminal Block -4 Place
 332A566 Block Marker - 4 Place
 304A32 Fixed Resistor (15-ohm, 10 watt)
 304A500 Adjustable Resistor (2-ohm, 150 watt)
 Mounts in Gen. Air Outlet

CODE

(217)

W.D.611C910

301D1962 Control Box
 301B1963 Control Box Cover
 301C1961 Control Box Panel
 301B1964 Control Mtg. Bracket-R.H.
 301B1965 Control Mtg. Bracket-L.H.
 332P52 Tinnerman Clip
 305A254 Rectifier Mtg. Bracket
 305A235 Rectifier-10A., 100V. Peak
 308P5 Manual or Electric Start Selector Switch
 308P154 Start-Stop Switch
 302A446 Ammeter (5-0-5)
 307P773 Start-Disconnect & Ignition Relay
 323-52 Relay Plug-in Socket
 307P778 Relay Hold-down Spring
 332A751 Terminal Block - 10 Place
 332A608 Block Marker - 10 Place (Modified)
 332A537 Terminal Block - 4 Place
 332A566 Block Marker - 4 Place
 304A32 Fixed Resistor (15-ohm, 10 watt)
 304A500 Adjustable Resistor (2-ohm, 150 watt)
 Mounts in Gen. Air Outlet

(218)

W.D.611C915

301D2008 Control Box
 301C1963 Control Box Cover
 301D2541 Control Box Panel
 301B2010 Control Mtg. Bracket-R.H.
 301B2011 Control Mtg. Bracket-L.H.
 301B2012 Resistor Cover
 305A254 Rectifier Mtg. Bracket
 305A235 Rectifier-10A., 100V. Peak
 307B845 Start Solenoid
 307B642 Start-Disconnect Relay
 308P2 Manual or Electric Start Selector Switch
 307B253 Stop Relay
 308P154 Start-Stop Switch
 302A58 Ammeter (10-0-10)
 305B383 Voltage Regulator
 304A632 Adjustable Resistor (6-ohm, 100 watt)
 304A631 Fixed Resistor (6-ohm, 100 watt)
 304A251 Fixed Resistor (30-ohm, 5 watt)
 332A609 Terminal Block - 2 Place
 332A1003 Block Marker - 2 Place

(Cont.)

CONTROL SECTION

WIRING DIAGRAMS

CODE

W.D.611C915 (Cont.)

332A537 Terminal Block - 4 Place
 332A566 Block Marker - 4 Place
 301C1551 Instrument Panel
 320B20 Circuit Breaker (2)
 302P466 Running Time Meter
 302P421 AC Voltmeter
 302P405 AC Ammeter (2)
 301C2128 Receptacle Box
 301B2834 Receptacle Box Panel
 301B2129 Receptacle Box Mtg.
 Bracket
 323P91 Receptacle 20A., 4 Wire
 (2) - Use Cap #323P185(2)
 323-186 Receptacle 50A., 4 Wire
 Use Cap No. 323-187
 323P184 Duplex Receptacle 15A.,
 2 Wire

219W.D.611C916

301D1962 Control Box
 301B1963 Control Box Cover
 301C1961 Control Box Panel
 301B1964 Control Mtg. Bracket-R.H.
 301B1965 Control Mtg. Bracket-L.H.
 332P52 Tinnerman Clip
 305A254 Rectifier Mtg. Bracket
 305A235 Rectifier-10A., 100V. Peak
 307B1046 Start Solenoid
 307B623 Ignition Relay
 307B597 Ignition Start Relay
 308P2 Manual or Electric
 Start Selector Switch
 308P154 Start-Stop Switch
 302A446 Ammeter (5-0-5)
 332A706 Terminal Block - 8 Place
 332A739 Block Marker - 8 Place
 332A537 Terminal Block - 4 Place
 332A566 Block Marker - 4 Place
 304A32 Fixed Resistor
 (15-ohm, 10 watt) - (2)
 304A500 Adjustable Resistor
 (2-ohm, 150 watt)
 Mounts in Gen. Air Outlet

220W.D.611C918

301D1962 Control Box
 301B1963 Control Box Cover
 301C1961 Control Box Panel
 301B1964 Control Mtg. Bracket-R.H.
 301B1979 Control Mtg. Bracket-L.H.
 332P52 Tinnerman Clip
 305A254 Rectifier Mtg. Bracket
 305A235 Rectifier-10A., 100V. Peak
 307B40 Start Solenoid
 (Cont.)

CODE

W.D.611C918 (Cont.)

307B623 Ignition Relay
 307B597 Ignition Start Relay
 308P2 Manual or Electric
 Start Selector Switch
 308P154 Start-Stop Switch
 302A446 Ammeter (5-0-5)
 332A706 Terminal Block - 8 Place
 332A739 Block Marker - 8 Place
 332A537 Terminal Block - 4 Place
 332A566 Block Marker - 4 Place
 304A32 Fixed Resistor
 (15-ohm, 10 watt) - (2)
 304A500 Adjustable Resistor
 (2-ohm, 150 watt)
 Mounts in Gen. Air Outlet
 301D1978 Load Output Box
 301B1147 Output Box Cover
 508-9 Rubber Grommet
 323P11 Twistlock Receptacle 20A.,
 3 Prong (3) - Use Cap
 No. 323-12 (3)
 323-186 Receptacle 50A., 4 Wire -
 Use Cap No. 323-187

221W.D.611C919

301D1962 Control Box
 301B1963 Control Box Cover
 301C2376 Control Box Panel
 301B1964 Control Mtg. Bracket-R.H.
 301B1965 Control Mtg. Bracket-L.H.
 332P52 Tinnerman Clip
 305A254 Rectifier Mtg. Bracket
 305A235 Rectifier-10A., 100V. Peak
 307B1046 Start Solenoid
 307B623 Ignition Relay
 307B597 Ignition Start Relay
 308P2 Manual or Electric
 Start Selector Switch
 308P154 Start-Stop Switch
 302A446 Ammeter (5-0-5)
 332A751 Terminal Block - 10 Place
 332A853 Block Marker - 10 Place
 332A537 Terminal Block - 4 Place
 332A566 Block Marker - 4 Place
 320B221 Emergency (Low Oil Pressure)
 Relay
 307A655 Emergency (Hi-Temp.) Relay
 322P69 Signal Light Receptacle (2)
 322P4 Signal Light Lamp (2)
 304A217 Fixed Resistor
 (1-ohm, 10 watt)
 304A32 Fixed Resistor
 (15-ohm, 10 watt)
 (Cont.)

CONTROL SECTION

51

WIRING DIAGRAMS

CODE

W.D.611C919 (Cont.)
304A500 Adjustable Resistor
(2-ohm, 150 watt)
Mounts in Gen. Air Outlet

222

W.D.611C921

301D2008 Control Box
301B1963 Control Box Cover
301D2541 Control Box Panel
301B2010 Control Mtg. Bracket-R.H.
301B2011 Control Mtg. Bracket-L.H.
301B2012 Resistor Cover
305A254 Rectifier Mtg. Bracket
305A235 Rectifier-10A., 100V. Peak
307B845 Start Solenoid
307B642 Start-Disconnect Relay
308P2 Manual or Electric Start
Selector Switch
307B253 Stop Relay
308P154 Start-Stop Switch
302A58 Ammeter (10-0-10)
332A611 Terminal Block - 3 Place
332A1004 Block Marker - 3 Place
332A537 Terminal Block - 4 Place
332A566 Block Marker - 4 Place
320B104 Emergency (Time Delay)
Relay
305B353 Voltage Regulator
(2-Step)
304A632 Adjustable Resistor
(6-ohm, 100 watt)
304A631 Fixed Resistor
(6-ohm, 100 watt)
304A251 Fixed Resistor
(30-ohm, 5 watt)
304A217 Fixed Resistor
(1-ohm, 10 watt)
301C2128 Receptacle Box
301B2913 Receptacle Box Cover
301B2129 Receptacle Box Mtg.
Bracket
323P11 Twistlock Receptacle
20A., 3 Prong (3) -
Use Cap No. 323P185 (2)
323-186 Receptacle 50A., 4 Wire -
Use Cap No. 323-187
323P184 Duplex Receptacle 15A.,
2 Wire

223

W.D.611C925

301D2750 Control Box
301B1963 Control Box Cover
301C2376 Control Box Panel
301B1964 Control Mtg. Bracket-R.H.
301B1965 Control Mtg. Bracket-L.H.

(Cont.)

CODE

W.D.611C925 (Cont.)
332P52 Tinnerman Clip
305A254 Rectifier Mtg. Bracket
305A235 Rectifier-10A., 100V. Peak
308P5 Manual or Electric
Start Selector Switch
308P154 Start-Stop Switch
302A446 Ammeter (5-0-5)
307P773 Start-Disconnect &
Ignition Relay
323-52 Relay Plug-in Socket
307P778 Relay Hold-down Spring
307A655 Emergency (Overspeed)
Relay
322P69 Signal Light Receptacle
322-4 Signal Light Lamp
332A607 Terminal Block - 12 Place
332A608 Block Marker - 12 Place
332A537 Terminal Block - 4 Place
332A566 Block Marker - 4 Place
304A32 Fixed Resistor (15-ohm,
10 watt)
304A500 Adjustable Resistor
(2-ohm, 150 watt)
Mounts in Gen. Air Outlet
303P97 Rheostat
303P32 Rheostat Knob
332A609 Terminal Block - 2 Place
332A610 Block Marker - 2 Place

224

W.D.611C929

301D2008 Control Box
301B1963 Control Box Cover
301C2541 Control Box Panel
301B2010 Control Mtg. Bracket-R.H.
301B2011 Control Mtg. Bracket-L.H.
301B2012 Resistor Cover
305A254 Rectifier Mtg. Bracket
305B235 Rectifier-10A., 100V. Peak
307B845 Start Solenoid
307B642 Start-Disconnect Relay
308P2 Manual or Electric
Start Selector Switch
307B253 Stop Relay
308P154 Start-Stop Switch
302A58 Ammeter (10-0-10)
320B104 Emergency (Low Oil Pressure)
Relay
305B383 Voltage Regulator (2-Step)
304A632 Adjustable Resistor
(6-ohm, 100 watt)
304A631 Fixed Resistor (6-ohm,
100 watt)
304A251 Fixed Resistor
(30-ohm, 5 watt)

(Cont.)

CONTROL SECTION

WIRING DIAGRAMS

CODE

W.D.611C929 (Cont.)

304A217 Fixed Resistor
(1-ohm, 10 watt)
332A611 Terminal Block - 3 Place
332A612 Block Marker - 3 Place
332A537 Terminal Block - 4 Place
332A566 Block Marker - 4 Place
301C2004 Meter Panel
308P12 Voltmeter Selector
Switch
303-76 Selector Switch Knob
320B19 Circuit Breaker (3)
302P465 Running Time Meter
302B213 Frequency Meter
302P421 AC Voltmeter
302P418 AC Ammeter (3)

225

W.D.611C933

301D2008 Control Box
301C1963 Control Box Cover
301D2541 Control Box Panel
301B2010 Control Mtg. Bracket-R.H.
301B2011 Control Mtg. Bracket-L.H.
301B2012 Resistor Cover
305A254 Rectifier Mtg. Bracket
305B235 Rectifier-10A., 100V. Peak
307B845 Start Solenoid
307B642 Start-Disconnect Relay
308P2 Manual or Electric
Start Selector Switch
307B253 Stop Relay
308P154 Start-Stop Switch
302A58 Ammeter (10-0-10)
305B383 Voltage Regulator
(2-Step)
304A632 Adjustable Resistor
(6-ohm, 100 watt)
304A631 Fixed Resistor
(6-ohm, 100 watt)
304A251 Fixed Resistor
(30-ohm, 5 watt)
332A609 Terminal Block - 2 Place
332A1003 Block Marker - 2 Place
332A537 Terminal Block - 4 Place
332A566 Block Marker - 4 Place
301C2138 Meter Panel
308A12 Voltmeter Selector Switch
303-76 Selector Switch Knob
320B19 Circuit Breaker (3)
302P466 Running Time Meter
302P421 AC Voltmeter
302P418 AC Ammeter (3)

CODE

226

W.D.611C942

301D1962 Control Box
301B1963 Control Box Cover
301C1961 Control Box Panel
301B1964 Control Mtg. Bracket-R.H.
301B1965 Control Mtg. Bracket-L.H.
332P52 Tinnerman Clip
305A254 Rectifier Mtg. Bracket
305A235 Rectifier-10A., 100V. Peak
307B40 Start Solenoid
307B623 Ignition Relay
307B597 Ignition Start Relay
308P2 Manual or Electric
Start Selector Switch
308P154 Start-Stop Switch
302A446 Ammeter (5-0-5)
332A706 Terminal Block - 8 Place
332A739 Block Marker - 8 Place
332A537 Terminal Block - 4 Place
332A566 Block Marker - 4 Place
320B104 Emergency (Low Oil
Pressure) Relay
304A32 Fixed Resistor
(15-ohm, 10 watt)
304A217 Fixed Resistor
(1-ohm, 10 watt)
304A500 Adjustable Resistor
(2-ohm, 150 watt)
Mounts in Gen. Air Outlet

227

W.D.611C943

301D2008 Control Box
301C1963 Control Box Cover
301D2541 Control Box Panel
301B2010 Control Mtg. Bracket-R.H.
301B2011 Control Mtg. Bracket-L.H.
301B2012 Resistor Cover
305A254 Rectifier Mtg. Bracket
305A235 Rectifier-10A., 100V. Peak
307B845 Start Solenoid
307B642 Start-Disconnect Relay
308P2 Manual or Electric
Start Selector Switch
307B253 Stop Relay
308P154 Start-Stop Switch
302A58 Ammeter (10-0-10)
320B104 Emergency (Low Oil
Pressure) Relay
305B383 Voltage Regulator
(2-Step)
304A632 Adjustable Resistor
(6-ohm, 100 watt)
304A631 Fixed Resistor
(6-ohm, 100 watt)

(Cont.)

CONTROL SECTION

53

WIRING DIAGRAMS

CODE

W.D.611C943 (Cont.)

304A217 Fixed Resistor
(1-ohm, 10 watt)
304A251 Fixed Resistor
(30-ohm, 5 watt)
332A611 Terminal Block - 3 Place
332A1004 Block Marker - 3 Place
332A537 Terminal Block - 4 Place
332A566 Block Marker - 4 Place
301C1554 Meter Panel
320B20 Circuit Breaker (2)
302P421 AC Voltmeter
302P444 AC Ammeter

228

W.D.611C948

301D1962 Control Box
301B1963 Control Box Cover
301C1961 Control Box Panel
301B1964 Control Mtg. Bracket-R.H.
301B1965 Control Mtg. Bracket-L.H.
332P52 Tinnerman Clip
305A254 Rectifier Mtg. Bracket
305A235 Rectifier-10A., 100V. Peak
307B1046 Start Solenoid
307B623 Ignition Relay
307B597 Ignition Start Relay
308P2 Manual or Electric
Start Selector Switch
308P154 Start-Stop Switch
302A446 Ammeter (5-0-5)
332A706 Terminal Block - 8 Place
332A739 Block Marker - 8 Place
332A537 Terminal Block - 4 Place
332A566 Block Marker - 4 Place
304A32 Fixed Resistor
(15-ohm, 10 watt) - (2)
304A500 Adjustable Resistor
(2-ohm, 150 watt)

229

W.D.611C951

301D1962 Control Box
301B1963 Control Box Cover
301C1961 Control Box Panel
301C1968 Control Mtg. Bracket
332P52 Tinnerman Clip
402A78 Rubber Mounts (4)
337A36 Ground Strap
305A254 Rectifier Mtg. Bracket
305A235 Rectifier-10A., 100V. Peak
307B40 Start Solenoid
307B597 Start Relay
307B116 Stop Relay
308P2 Manual or Electric
Start Selector Switch

(Cont.)

CODE

W.D.611C951 (Cont.)

308P154 Start-Stop Switch
302A446 Ammeter (5-0-5)
307P773 Start-Disconnect &
Ignition Relay
323-52 Relay Plug-in Socket
307P778 Relay Hold-down Spring
332A439 Terminal Jumper
312A145 Condenser (2)
332A254 Terminal Block
(T1, T3, T2, T4)
332A868 Block Marker
(T1, T3, T2, T4)
332A706 Terminal Block - 8 Place
332A739 Block Marker - 8 Place
332A537 Terminal Block
(B+, 1, 2, 3)
332A566 Block Marker
(B+, 1, 2, 3)
304A32 Fixed Resistor
(15-ohm, 10 watt)
304A500 Adjustable Resistor
(2-ohm, 150 watt)

230

W.D.611C952

301D1962 Control Box
301B1963 Control Box Cover
301C1961 Control Box Panel
301B1964 Control Mtg. Bracket-R.H.
301B1965 Control Mtg. Bracket-L.H.
332P52 Tinnerman Clip
305A254 Rectifier Mtg. Bracket
305A235 Rectifier-10A., 100V. Peak
307B40 Start Solenoid
307B623 Ignition Relay
307B597 Ignition Start Relay
308P2 Manual or Electric
Start Selector Switch
308P154 Start-Stop Switch
302A446 Ammeter (5-0-5)
320A104 Emergency (Low Oil
Pressure) Relay
332A706 Terminal Block - 8 Place
332A739 Block Marker - 8 Place
332A537 Terminal Block - 4 Place
332A566 Block Marker - 4 Place
304A32 Fixed Resistor
(15-ohm, 10 watt)
304A217 Fixed Resistor
(1-ohm, 10 watt)
304A500 Adjustable Resistor
(2-ohm, 150 watt)

CONTROL SECTION

WIRING DIAGRAMS

CODE

231W.D.611C954

301D1962 Control Box
 301B1963 Control Box Cover
 301C2376 Control Box Panel
 (Modified)
 301B1964 Control Mtg. Bracket-R.H.
 301B1965 Control Mtg. Bracket-L.H.
 332P52 Tinnerman Clip
 305A254 Rectifier Mtg. Bracket
 305A235 Rectifier-10A., 100V. Peak
 307B860 Field Build-up Relay
 308P2 Manual or Electric
 Start Selector Switch
 308P154 Start-Stop Switch
 302A446 Ammeter (5-0-5)
 307A655 Emergency (Overspeed)
 Relay
 322P69 Signal Light Receptacle
 (3)
 322-4 Signal Light Lamp (3)
 307P773 Start-Disconnect &
 Ignition Relay
 323-52 Relay Plug-in Socket
 307P778 Relay Hold-down Spring
 332A795 Terminal Block - 16 Place
 332A862 Block Marker - 16 Place
 332A537 Terminal Block - 4 Place
 332A566 Block Marker - 4 Place
 304A32 Fixed Resistor
 (15-ohm, 10 watt)
 304A500 Adjustable Resistor
 (2-ohm, 150 watt)
 Mounts in Gen. Air Outlet

232W.D.611C966

301D1962 Control Box
 301B1963 Control Box Cover
 301C2376 Control Box Panel
 301B1964 Control Mtg. Bracket-R.H.
 301B1965 Control Mtg. Bracket-L.H.
 332P52 Tinnerman Clip
 305A254 Rectifier Mtg. Bracket
 305A235 Rectifier-10A., 100V. Peak
 307B40 Start Solenoid
 307B623 Ignition Relay
 307B597 Ignition Start Relay
 308P2 Manual or Electric
 Start Selector Switch
 308P154 Start-Stop Switch
 302A446 Ammeter (5-0-5)
 320B221 Emergency (Low Oil
 Pressure) Relay
 307A655 Emergency (Overspeed)
 Relay
 322P69 Signal Light Receptacle
 (2)
 (Cont.)

CODE

W.D.611C966 (Cont.)

322-4 Signal Light Lamp (2)
 332A751 Terminal Block - 10 Place
 332A853 Block Marker - 10 Place
 332A537 Terminal Block - 4 Place
 332A566 Block Marker - 4 Place
 304A32 Fixed Resistor
 (15-ohm, 10 watt)
 304A217 Fixed Resistor
 (1-ohm, 10 watt)
 304A500 Adjustable Resistor
 (2-ohm, 150 watt)
 Mounts in Gen. Air Outlet

233W.D.611C967

301D1962 Control Box
 301B1963 Control Box Cover
 301C1961 Control Box Panel
 301B1964 Control Mtg. Bracket-R.H.
 301B1979 Control Mtg. Bracket-L.H.
 332P52 Tinnerman Clip
 305A254 Rectifier Mtg. Bracket
 305A235 Rectifier-10A., 100V. Peak
 307B40 Start Solenoid
 307B623 Ignition Relay
 307B597 Ignition Start Relay
 308P2 Manual or Electric
 Start Selector Switch
 308P154 Start-Stop Switch
 302A446 Ammeter (5-0-5)
 332A706 Terminal Block - 8 Place
 332A739 Block Marker - 8 Place
 332A537 Terminal Block - 4 Place
 332A566 Block Marker - 4 Place
 320B104 Emergency (Low Oil
 Pressure) Relay
 304A217 Fixed Resistor
 (1-ohm, 10 watt)
 304A32 Fixed Resistor
 (15-ohm, 10 watt) - (2)
 304A500 Adjustable Resistor
 (2-ohm, 150 watt)
 Mounts in Gen. Air Outlet
 301D1978 Load Output Box
 301B1161 Output Box Cover
 323P739 Receptacle 30A., 4 Wire
 (2) - Use Cap #323P740 (2)
 323-186 Receptacle 50A., 4 Wire -
 Use Cap No. 323-187
 323P184 Duplex Receptacle 15A.,
 2 Wire

CONTROL SECTION

55

WIRING DIAGRAMS

CODE

234

W.D. 611C976

301D1962 Control Box
301B1963 Control Box Cover
301C1961 Control Box Panel
301B1964 Control Mtg. Bracket-R.H.
301B1965 Control Mtg. Bracket-L.H.
332P52 Tinnerman Clip
305A254 Rectifier Mtg. Bracket
307B40 Start Solenoid
307B623 Ignition Relay
307B597 Ignition Start Relay
305A235 Rectifier-10A, 100V. Peak
308P2 Manual or Electric Start
Selector Switch
308P154 Start-Stop Switch
302A446 Ammeter (5-0-5)
332A706 Terminal Block - 8 Place
332A739 Block Marker - 8 Place
332A537 Terminal Block - 4 Place
332A566 Block Marker - 4 Place
304A32 Fixed Resistor
(15-Ohm, 10 Watt)
304A500 Adjustable Resistor
(2-Ohm, 150 Watt)
Mounts in Gen. Air Outlet

235

W.D. 611C985

301D1962 Control Box
301B1963 Control Box Cover
301C2376 Control Box Panel
301B1964 Control Mtg. Bracket-R.H.
301B1965 Control Mtg. Bracket-L.H.
332P52 Tinnerman Clip
305A254 Rectifier Mtg. Bracket
305A235 Rectifier-10A., 100V. Peak
307B1046 Start Solenoid
307B623 Ignition Relay
307B597 Ignition Start Relay
308P2 Manual or Electric Start
Selector Switch
308P154 Start-Stop Switch
302A446 Ammeter (5-0-5)
320B221 Emergency (Low Oil
Pressure) Relay
307A655 Emergency (Hi-Temp. &
Overspeed) Relay
322P69 Signal Light Receptacle
(2)
322-4 Signal Light Lamp (2)
332A751 Terminal Block - 8 Place
332A608 Block Marker - 8 Place
(Modified)
332A537 Terminal Block - 4 Place
332A566 Block Marker - 4 Place
304A32 Fixed Resistor
(15-Ohm, 10 Watt)

CODE

W.D. 611C985 (Cont.)

304A217 Fixed Resistor
(1-Ohm, 10 Watt)
304A500 Adjustable Resistor
(2-Ohm, 150 Watt)
Mounts in Gen. Air Outlet

236

W.D. 611C989

301D2750 Control Box
301B1963 Control Box Cover
301C1961 Control Box Panel
301B1964 Control Mtg. Bracket-R.H.
301B1965 Control Mtg. Bracket-L.H.
332P52 Tinnerman Clip
305A254 Rectifier Mtg. Bracket
305A235 Rectifier-10A., 100V. Peak
307B40 Start Solenoid
307B623 Ignition Relay
307B597 Ignition Start Relay
308P2 Manual or Electric Start
Selector Switch
308P154 Start-Stop Switch
302A446 Ammeter (5-0-5)
332A706 Terminal Block - 8 Place
332A739 Block Marker - 8 Place
332A537 Terminal Block - 4 Place
332A566 Block Marker - 4 Place
320B104 Emergency (Low Oil
Pressure) Relay
304A217 Fixed Resistor
(1-Ohm, 10 Watt)
304A32 Fixed Resistor
(15-Ohm, 10 Watt) - (2)
304A500 Adjustable Resistor
(2-Ohm, 150 Watt)
Mounts in Gen. Air Outlet
303P97 Rheostat
303P32 Rheostat Knob
332A609 Terminal Block - 2 Place
332A610 Block Marker - 2 Place

237

W.D. 611C990

301D1962 Control Box
301B1963 Control Box Cover
301C1961 Control Box Panel
301B1964 Control Mtg. Bracket-R.H.
301B1965 Control Mtg. Bracket-L.H.
332P52 Tinnerman Clip
305A254 Rectifier Mtg. Bracket
305A235 Rectifier-10A., 100V. Peak
307B40 Start Solenoid
307B597 Start Relay
307B116 Stop Relay
308P2 Manual or Electric Start
Selector Switch

(Cont.)

CONTROL SECTION

WIRING DIAGRAMS

CODE

W.D.611C990 (Cont.)
 308P154 Start-Stop Switch
 302A446 Ammeter (5-0-5)
 307P773 Start-Disconnect &
 Ignition Relay
 323-52 Relay Plug-in Socket
 307P778 Relay Hold-down Spring
 332A706 Terminal Block - 8 Place
 332A739 Block Marker - 8 Place
 332A537 Terminal Block - 4 Place
 332A566 Block Marker - 4 Place
 304A32 Fixed Resistor
 (15-Ohm, 10 Watt) - (2)
 304A500 Adjustable Resistor
 (2-Ohm, 150 Watt)
 Mounts in Gen. Air Outlet

238

W.D.611C991
 301D1962 Control Box
 301B1963 Control Box Cover
 301C1961 Control Box Panel
 (Modified)
 301B1964 Control Mtg. Bracket-R.H.
 301B1965 Control Mtg. Bracket-L.H.
 332P52 Tinnerman Clip
 305A254 Rectifier Mtg. Bracket
 305A235 Rectifier-10A., 100V.Peak
 307B860 Field Build-up Relay
 308P5 Manual or Electric Start
 Selector Switch
 308P154 Start-Stop Switch
 302A446 Ammeter (5-0-5)
 322P69 Signal Light Receptacle
 (2)
 322-4 Signal Light Lamp (2)
 307P773 Start-Disconnect &
 Ignition Relay
 323-52 Relay Plug-in Socket
 307P778 Relay Hold-Down Spring
 332A607 Terminal Block - 12 Place
 332A608 Block Marker - 12 Place
 332A537 Terminal Block - 4 Place
 332A566 Block Marker - 4 Place
 304A32 Fixed Resistor
 (15-Ohm, 10 Watt)
 304A500 Adjustable Resistor
 (2-Ohm, 150 Watt)
 Mounts in Gen. Air Outlet

239

W.D.611C995
 301D1962 Control Box
 301B1963 Control Box Cover
 301C2376 Control Box Panel
 301B1964 Control Mtg. Bracket-R.H.
 301B1965 Control Mtg. Bracket-L.H.
 (Cont.)

CODE

W.D.611C995 (Cont.)
 332P52 Tinnerman Clip
 305A254 Rectifier Mtg. Bracket
 305A235 Rectifier-10A., 100V.Peak
 307B40 Start Solenoid
 307B623 Ignition Relay
 307B597 Ignition Start Relay
 308P2 Manual or Electric Start
 Selector Switch
 308P154 Start-Stop Switch
 302A446 Ammeter (5-0-5)
 320B221 Emergency (Low Oil
 Pressure) Relay
 307A655 Emergency (Hi-Temp. &
 Overspeed) Relay
 322P69 Signal Light Receptacle
 322-4 Signal Light Lamp
 332A706 Terminal Block - 8 Place
 332A739 Block Marker - 8 Place
 332A537 Terminal Block - 4 Place
 332A566 Block Marker - 4 Place
 304A32 Fixed Resistor
 (15-Ohm, 10 Watt)
 304A217 Fixed Resistor
 (1-Ohm, 10 Watt)
 304A500 Adjustable Resistor
 (2-Ohm, 150 Watt)
 Mounts in Gen. Air Outlet

240

W.D.611C998
 301D2436 Control Box
 301B1963 Control Box Cover
 301C1961 Control Box Panel
 301B1964 Control Mtg. Bracket-R.H.
 301B1965 Control Mtg. Bracket-L.H.
 332P52 Tinnerman Clip
 305A254 Rectifier Mtg. Bracket
 305A235 Rectifier-10A., 100V.Peak
 307B1046 Start Solenoid
 307B623 Ignition Relay
 307B597 Ignition Start Relay
 308P2 Manual or Electric Start
 Selector Switch
 308P154 Start-Stop Switch
 302A446 Ammeter (5-0-5)
 332A706 Terminal Block - 8 Place
 332A739 Block Marker - 8 Place
 332A537 Terminal Block - 4 Place
 332A566 Block Marker - 4 Place
 304A32 Fixed Resistor
 (15-Ohm, 10 Watt) - (2)
 304A500 Adjustable Resistor
 (2-Ohm, 150 Watt)
 Mounts in Gen. Air Outlet
 302P538 Running Time Meter

CONTROL SECTION

57

WIRING DIAGRAMS

CODE

(241)	<u>W.D.611C1004</u>
301D1962	Control Box
301B1963	Control Box Cover
301C1961	Control Box Panel
301B1964	Control Mtg. Bracket-R.H.
301B1965	Control Mtg. Bracket-L.H.
332P52	Tinnerman Clip
305A254	Rectifier Mtg. Bracket
305A235	Rectifier-10A., 100V.Peak
307B40	Start Solenoid
307B623	Ignition Relay
307B597	Ignition Start Relay
308P2	Manual or Electric Start Selector Switch
308P154	Start-Stop Switch
302A446	Ammeter (5-0-5)
332A706	Terminal Block - 8 Place
332A739	Block Marker - 8 Place
332A537	Terminal Block - 4 Place
332A566	Block Marker - 4 Place
304A32	Fixed Resistor (15-Ohm, 10 Watt) - (2)
304A500	Adjustable Resistor (2-Ohm, 150 Watt)
	Mounts in Gen. Air Outlet

(242)	<u>W.D.612B1741</u>
301C2138	Instrument Panel
308A12	Voltmeter Selector Switch
303-76	Selector Switch Knob
320B19	Circuit Breaker (3)
302P465	Running Time Meter
302P421	AC Voltmeter
302P418	AC Ammeter (3)

(243)	<u>W.D.612B1851</u>
301C2308	Instrument Panel
308A12	Voltmeter Selector Switch
303-76	Selector Switch Knob
320B145	Circuit Breaker (3)
302B213	Frequency Meter
302P467	Running Time Meter
302P422	AC Voltmeter
302P460	AC Ammeter (3)
304A305	Fixed Resistor (45,000-Ohm, 10 Watt)

(244)	<u>W.D.612B2378</u>
301C2330	Instrument Panel
308A12	Voltmeter Selector Switch
303-76	Selector Switch Knob
320A145	Circuit Breaker (3)
302P467	Running Time Meter
302P422	AC Voltmeter
302P460	AC Ammeter (3)

CODE

(245)	<u>W.D.612B2609</u>
301C2020	Instrument Panel
302P421	AC Voltmeter
302P419	AC Ammeter (2)
(246)	<u>W.D.612B3103</u>
301C2204	Instrument Panel
302B448	Frequency Meter Face Plate
320B58	Circuit Breaker (3)
308A12	Voltmeter Selector Switch
303-76	Selector Switch Knob
302P200	Frequency Meter
302P465	Running Time Meter
302P421	AC Voltmeter
302P444	AC Ammeter (3)

(247)	<u>W.D.612B3249</u>
301C2288	Instrument Panel(Modified)
320B20	Circuit Breaker (2)
308P5	Fuel Selector Switch
302P213	Frequency Meter
302P465	Running Time Meter
302P421	AC Voltmeter
302P444	AC Ammeter (2)
332A391	Terminal Block (B+,1,2,3)
332A447	Block Marker (B+,1,2,3)
332A254	Terminal Block (T1,T3,T2, T4)
332A868	Block Marker (T1,T3,T2,T4)
332A439	Terminal Jumper

(248)	<u>W.D.612B3474</u>
301C3021	Control Panel (Upper)
301A2727	Control Panel Handle
320A20	Circuit Breaker (2)
323P184	Duplex Receptacle 15A., 2 Wire

(249)	<u>W.D.615B208</u>
301D2087	Instrument Box
301C2088	Instrument Panel
308A12	Voltmeter Selector Switch
303-76	Selector Switch Knob
302P421	AC Voltmeter
R.T.F.	AC Ammeter (3)
R.T.F.	Circuit Breaker (3)

(250)	<u>W.D.615B310</u>
301C2027	Instrument Box
301B2085	Instrument Panel
508-9	Rubber Grommet
320B20	Circuit Breaker (2)
302P465	Running Time Meter
302B213	Frequency Meter
302P421	AC Voltmeter

R.T.F. - Refer to Factory.Include Model and Serial Number of Unit.

CONTROL SECTION

WIRING DIAGRAMS


CODE

- (251) W.D. 625A279 (Static Exciter)
Diagram Only - Refer to Generator
Section for Components
- (252) W.D. 625A632 (Static Exciter)
Diagram Only - Refer to Generator
Section for Components
- (253) W.D. 625A633 (Static Exciter)
Diagram Only - Refer to Generator
Section for Components
- (254) W.D. 625A635 (Static Exciter)
Diagram Only - Refer to Generator
Section for Components
- (255) W.D. 625A682 (Static Exciter)
Diagram Only - Refer to Generator
Section for Components
- (256) W.D. 625A708 (Static Exciter)
Diagram Only - Refer to Generator
Section for Components
- (257) W.D. 625A709 (Static Exciter)
Diagram Only - Refer to Generator
Section for Components
- (258) W.D. 625A729 (Static Exciter)
Diagram Only - Refer to Generator
Section for Components
- (259) W.D. 625A842
301C1027 Receptacle Box (Modified)
301B2942 Receptacle Box Cover
323P707 Duplex Receptacle 20A.
308P69 Light Switch
321-68 Signal Light Socket
322-1 Signal Light Lamp
332A333 Terminal Block
332A499 Block Marker
- (260) W.D. 625A874 (Static Exciter)
Diagram Only - Refer to Generator
Section for Components
- (261) W.D. 625A887 (Static Exciter)
Diagram Only - Refer to Generator
Section for Components

CODE

- (262) W.D. 611C671
301D1962 Control Box
301B1963 Control Box Cover
301C1961 Control Box Panel
301B1964 Control Mtg. Bracket-R.H.
301B1965 Control Mtg. Bracket-L.H.
332P52 Tinnerman Clip
305A254 Rectifier Mtg. Bracket
305A235 Rectifier - 10A., 100V. Peak
307B40 Start Solenoid
307B623 Ignition Relay
307B597 Ignition Start Relay
308P2 Manual or Electric Start
Selector Switch
308P154 Start-Stop Switch
302A446 Ammeter (5-0-5)
332K750 Battery Polarity Marker Kit
332A706 Terminal Block - 8 Place
332A739 Block Marker - 8 Place
332A537 Terminal Block - 4 Place
332A566 Block Marker - 4 Place
320B104 Emergency (Low Oil
Pressure) Relay
304A32 Fixed Resistor
(15-Ohm, 10 Watt)
304A217 Fixed Resistor
(1-Ohm, 10 Watt)
304A500 Adjustable Resistor
(2-Ohm, 150 Watt)
Mounts in Gen. Air Outlet
- (263) W.D. 611C818
301D1962 Control Box
301B1963 Control Box Cover
301C1961 Control Box Panel
301B1964 Control Mtg. Bracket-R.H.
301B1965 Control Mtg. Bracket-L.H.
332P52 Tinnerman Clip
305A254 Rectifier Mtg. Bracket
305A238 Rectifier - 12A., 300V. Peak
307B61 Start Solenoid
307B623 Ignition Relay
307B597 Ignition Start Relay
308P2 Manual or Electric Start
Selector Switch
308P154 Start-Stop Switch
302A446 Ammeter (5-0-5)
304A276 Fixed Resistor (75-Ohm, 10
Watt)
304A283 Fixed Resistor (35-Ohm, 2.5
Watt)
353A7 Fixed Resistor (5.5-Ohm, 50
Watt)

(Continue next page)



CONTROL SECTION

59

WIRING DIAGRAMS

CODE

W.D. 611C818 (Continued)

304A16 Adjustable Resistor (2.5-Ohm, 50 Watt)
304A194 Adjustable Resistor (50-Ohm, 25 Watt)
332A537 Terminal Block - 4 Place
332A566 Block Marker - 4 Place
332A706 Terminal Block - 8 Place
332A739 Block Marker - 8 Place
304A521 Adjustable Resistor (8-Ohm, 150 Watt) Mounts in Gen. Air Outlet

264

W.D. 611C946

301D1962 Control Box
301B1963 Control Box Cover
301C1961 Control Box Panel
301B1964 Control Mtg. Bracket-R.H.
301B1965 Control Mtg. Bracket-L.H.
332P52 Tinnerman Clip
305A254 Rectifier Mtg. Bracket
305A235 Rectifier - 10A., 100V. Peak
307B1046 Start Solenoid
307B623 Ignition Relay
307B597 Ignition Start Relay
308P2 Manual or Electric Start Selector Switch
308P154 Start-Stop Switch
302A446 Ammeter (5-0-5)
304A32 Fixed Resistor (15-Ohm, 10 Watt)
332A537 Terminal Block - 4 Place
332A566 Block Marker - 4 Place
332A706 Terminal Block - 8 Place
332A739 Block Marker - 8 Place
304A500 Adjustable Resistor (2-Ohm, 150 Watt) Mounts in Gen. Air Outlet

265

W.D. 611C1003

301D1962 Control Box
301B1963 Control Box Cover
301C2376 Control Box Panel
301B1964 Control Mtg. Bracket-R.H.
301B1965 Control Mtg. Bracket-L.H.
332P52 Tinnerman Clip
307B1046 Start Solenoid
307B623 Ignition Relay
307B597 Ignition Start Relay
308P2 Manual or Electric Start Selector Switch
308P154 Start-Stop Switch
302A446 Ammeter (5-0-5)
305A254 Rectifier Mtg. Bracket

CODE

W.D. 611C1003 (Continued)

305A235 Rectifier - 10A., 100V. Peak
320B221 Emergency (Low Oil Pressure) Relay
307A655 Emergency (Hi-Temp.) Relay
322P69 Signal Light Receptacle (2)
322-4 Signal Light Lamp (2)
304A32 Fixed Resistor (15-Ohm, 10 Watt)
304A217 Fixed Resistor (1-Ohm, 10 Watt)
332A537 Terminal Block - 4 Place
332A566 Block Marker - 4 Place
332A751 Terminal Block - 10 Place
332A1235 Block Marker - 10 Place
304A500 Adjustable Resistor (2-Ohm, 150 Watt) Mounts in Gen. Air Outlet

266

W.D. 611C1008

301D1962 Control Box
301B1963 Control Box Cover
301C2376 Control Box Panel
301B1964 Control Mtg. Bracket-R.H.
301B1965 Control Mtg. Bracket-L.H.
332P52 Tinnerman Clip
305A254 Rectifier Mtg. Bracket
305A235 Rectifier - 10A., 100V. Peak
307B1046 Start Solenoid
307B623 Ignition Relay
307B597 Ignition Start Relay
308P2 Manual or Electric Start Selector Switch
308P154 Start-Stop Switch
302A446 Ammeter (5-0-5)
320B221 Emergency (Low Oil Pressure) Relay
307A665 Emergency (Hi-Temp. & Overspeed) Relay
322P69 Signal Light Receptacle (2)
322-4 Signal Light Lamp (2)
304A32 Fixed Resistor (15-Ohm, 10 Watt)
304A217 Fixed Resistor (1-Ohm, 10 Watt)
332A537 Terminal Block - 4 Place
332A566 Block Marker - 4 Place
332A751 Terminal Block - 10 Place
332A608 Block Marker - 10 Place
304A500 Adjustable Resistor (2-Ohm, 150 Watt) Mounts in Gen. Air Outlet

267

W.D. 611C1012

301D1962 Control Box
(Continue next page)

CONTROL SECTION

WIRING DIAGRAMS

CODE

W.D. 611C1012 (Continued)

301B1963 Control Box Cover
 301C1961 Control Box Panel
 301B1964 Control Mtg. Bracket-R.H.
 301B1965 Control Mtg. Bracket-L.H.
 332P52 Tinnerman Clip
 305A254 Rectifier Mtg. Bracket
 305A235 Rectifier - 10A., 100V. Peak
 307B1046 Start Solenoid
 307B623 Ignition Relay
 307B597 Ignition Start Relay
 308P2 Manual or Electric Start Selector Switch
 308P154 Start-Stop Switch
 302A446 Ammeter (5-0-5)
 304A32 Fixed Resistor (15-Ohm, 10 Watt)
 332A537 Terminal Block - 4 Place
 332A566 Block Marker - 4 Place
 332A706 Terminal Block - 8 Place
 332A739 Block Marker - 8 Place
 304A500 Adjustable Resistor (2-Ohm, 150 Watt) Mounts in Gen. Air Outlet

268

W.D. 611C1015

301D1962 Control Box
 301B1963 Control Box Cover
 301C1961 Control Box Panel (Modified)
 301B1964 Control Mtg. Bracket-R.H.
 301B1965 Control Mtg. Bracket-L.H.
 332P52 Tinnerman Clip
 305A254 Rectifier Mtg. Bracket
 305A235 Rectifier - 10A., 100V. Peak
 307B860 Field Build-up Relay
 308P5 Manual or Electric Start Selector Switch
 308P154 Start-Stop Switch
 302A446 Ammeter (5-0-5)
 322P69 Signal Light Receptacle
 322-4 Signal Light Lamp
 307P773 Start-Disconnect & Ignition Relay
 323-52 Relay Plug-in Socket
 307P778 Relay Hold-down Spring
 304A32 Fixed Resistor (15-Ohm, 10 Watt)
 332A537 Terminal Block - 4 Place
 332A566 Block Marker - 4 Place
 332A751 Terminal Block - 10 Place
 332A1235 Block Marker - 10 Place
 304A500 Adjustable Resistor (2-Ohm, 150 Watt) Mounts on Gen. Air Outlet

CODE

269 W.D. 611C1024

301D1962 Control Box
 301B1963 Control Box Cover
 301C2376 Control Box Panel
 301B1964 Control Mtg. Bracket - R.H.
 301B1965 Control Mtg. Bracket - L.H.
 332P52 Tinnerman Clip
 305A254 Rectifier Mtg. Bracket
 305A235 Rectifier - 10A., 100V. Peak
 307B1046 Start Solenoid
 307B623 Ignition Relay
 307B597 Ignition Start Relay
 308P2 Manual or Electric Start Selector Switch
 308P154 Start-Stop Switch
 302A446 Ammeter (5-0-5)
 320B221 Emergency (Low Oil Pressure) Relay
 307A655 Emergency (Hi-Temp. & Overspeed) Relay
 322P69 Signal Light Receptacle (2)
 322-4 Signal Light Lamp (2)
 304A217 Fixed Resistor (1-Ohm, 10 Watt)
 304A32 Fixed Resistor (15-Ohm, 10 Watt) - (2)
 332A537 Terminal Block - 4 Place
 332A566 Block Marker - 4 Place
 332A751 Terminal Block - 10 Place
 332A1235 Block Marker - 10 Place
 304A500 Adjustable Resistor (2-Ohm, 150 Watt) Mounts in Gen. Air Outlet

270

W.D. 611C1027

301D1962 Control Box
 301B1963 Control Box Cover
 301C2376 Control Box Panel
 301B1964 Control Mtg. Bracket - R.H.
 301B1965 Control Mtg. Bracket - L.H.
 332P52 Tinnerman Clip
 305A254 Rectifier Mtg. Bracket
 305A235 Rectifier - 10A., 100V. Peak
 307B1046 Start Solenoid
 307B623 Ignition Relay
 307B597 Ignition Start Relay
 308P2 Manual or Electric Start Selector Switch
 302A446 Ammeter (5-0-5)
 308P154 Start-Stop Switch
 320B221 Emergency (Low Oil Pressure) Relay
 307A655 Emergency (Hi-Temp. & Overspeed) Relay

(Continue next page)

CONTROL SECTION

61

WIRING DIAGRAMS

CODE

W.D. 611C1027

322P69 Signal Light Receptacle(2)
322-4 Signal Light Lamp (2)
304A217 Fixed Resistor (1-Ohm,
10 Watt)
304A32 Fixed Resistor (15-Ohm,
10 Watt)
332A537 Terminal Block - 4 Place
332A566 Block Marker - 4 Place
332A751 Terminal Block - 10 Place
332A1235 Block Marker - 10 Place
304A500 Adjustable Resistor
(2-Ohm, 150 Watt) Mounts
in Gen. Air Outlet

(271)

W.D. 611C1028

301D1962 Control Box
301B1963 Control Box Cover
301C1961 Control Box Panel
(Modified)
301B1964 Control Mtg. Bracket-R.H.
301B1965 Control Mtg. Bracket-L.H.
332P52 Tinnerman Clip
305A254 Rectifier Mtg. Bracket
305A235 Rectifier - 10A., 100V.
Peak
307B860 Field Build-up Relay
308P5 Manual or Electric Start
Selector Switch
308P154 Start-Stop Switch
302A446 Ammeter (5-0-5)
322P69 Signal Light Receptacle
322-4 Signal Light Lamp
307P773 Start-Disconnect &
Ignition Relay
323-52 Relay Plug-in Socket
307P778 Relay Hold-down Spring
304A32 Fixed Resistor (15-Ohm,
10 Watt)
332A537 Terminal Block - 4 Place
332A566 Block Marker - 4 Place
332A751 Terminal Block - 10 Place
332A1235 Block Marker - 10 Place
304A500 Adjustable Resistor
(2-Ohm, 150 Watt) Mounts
in Gen. Air Outlet

(272)

W.D. 611C1034

301D1962 Control Box
301B1963 Control Box Cover
301C1961 Control Box Panel
301B1964 Control Mtg. Bracket-R.H.
301B1965 Control Mtg. Bracket-L.H.
332P52 Tinnerman Clip
305A254 Rectifier Mtg. Bracket

CODE

W.D. 611C1034 (Continued)

305A235 Rectifier - 10A., 100V. Peak
307B1046 Start Solenoid
307B623 Ignition Relay
307B597 Ignition Start Relay
308P2 Manual or Electric Start
Selector Switch
308P154 Start-Stop Switch
302A446 Ammeter (5-0-5)
304A32 Fixed Resistor (15-Ohm,
10 Watt)
332A537 Terminal Block - 4 Place
332A566 Block Marker - 4 Place
332A706 Terminal Block - 8 Place
332A739 Block Marker - 8 Place
304A500 Adjustable Resistor (2-Ohm,
150 Watt) Mounts in Gen.
Air Outlet

(273)

W.D. 611C1038

301D1962 Control Box
301B1963 Control Box Cover
301C2376 Control Box Panel
301B1964 Control Mtg. Bracket - R.H.
301B1965 Control Mtg. Bracket - L.H.
332P52 Tinnerman Clip
305A254 Rectifier Mtg. Bracket
305A235 Rectifier - 10A., 100V. Peak
307B1046 Start Solenoid
307B623 Ignition Relay
307B597 Ignition Start Relay
308P2 Manual or Electric Start
Selector Switch
308P154 Start-Stop Switch
302A446 Ammeter (5-0-5)
320B221 Emergency (Low Oil Pressure)
Relay
307A655 Emergency (Overspeed) Relay
322P69 Signal Light Receptacle
322-4 Signal Light Lamp
304A32 Fixed Resistor (15-Ohm,
10 Watt)
304A217 Fixed Resistor (1-Ohm,
10 Watt)
332A537 Terminal Block - 4 Place
332A566 Block Marker - 4 Place
332A751 Terminal Block - 10 Place
332A1235 Block Marker - 10 Place
304A500 Adjustable Resistor (2-Ohm,
150 Watt) Mounts in Gen.
Air Outlet

(274)

W.D. 611C1041

301D1962 Control Box
(Continue next page)

CONTROL SECTION

WIRING DIAGRAMS

CODE

W.D. 611C1041 (Continued)

301B1963 Control Box Cover
 301C1961 Control Box Panel
 301B1964 Control Mtg. Bracket-R.H.
 301B1965 Control Mtg. Bracket-L.H.
 332P52 Tinnerman Clip
 305A254 Rectifier Mtg. Bracket
 305A235 Rectifier - 10A., 100V. Peak
 307B1046 Start Solenoid
 307B623 Ignition Relay
 307B597 Ignition Start Relay
 308P2 Manual or Electric Start Selector Switch
 308P154 Start-Stop Switch
 302A446 Ammeter (5-0-5)
 320B104 Emergency (Low Oil Pressure) Relay
 304A32 Fixed Resistor (15-Ohm, 10 Watt)
 304A217 Fixed Resistor (1-Ohm, 10 Watt)
 332A537 Terminal Block - 4 Place
 332A566 Block Marker - 4 Place
 332A706 Terminal Block - 8 Place
 332A739 Block Marker - 8 Place
 304A500 Adjustable Resistor (2-Ohm, 150 Watt) Mounts in Gen. Air Outlet

(275) W.D. 611C1059

301D1962 Control Box
 301B1963 Control Box Cover
 301C2376 Control Box Panel
 301B1964 Control Mtg. Bracket-R.H.
 301B1965 Control Mtg. Bracket-L.H.
 332P52 Tinnerman Clip
 305A254 Rectifier Mtg. Bracket
 305A235 Rectifier - 10A., 100V. Peak
 307B860 Field Build-up Relay
 308P5 Manual or Electric Start Selector Switch
 308P154 Start-Stop Switch
 302A446 Ammeter (5-0-5)
 322P69 Signal Light Receptacle
 322-4 Signal Light Lamp
 307A655 Emergency (Overspeed) Relay
 307P773 Start-Disconnect & Ignition Relay
 323-52 Relay Plug-in Socket
 307P778 Relay Hold-down Spring
 304A32 Fixed Resistor (15-Ohm, 10 Watt)

CODE

W.D. 611C1059 (Continued)

332A537 Terminal Block - 4 Place
 332A566 Block Marker - 4 Place
 332A607 Terminal Block - 12 Place
 332A608 Block Marker - 12 Place
 304A500 Adjustable Resistor (2-Ohm, 150 Watt) Mounts in Gen. Air Outlet

(276) W.D. 611C1064

301D1962 Control Box
 301B1963 Control Box Cover
 301C1961 Control Box Panel
 301B1964 Control Mtg. Bracket - R.H.
 301B1965 Control Mtg. Bracket - L.H.
 332P52 Tinnerman Clip
 305A254 Rectifier Mtg. Bracket
 305A235 Rectifier - 10A., 100V. Peak
 307B860 Field Build-up Relay
 308P5 Manual or Electric Start Selector Switch
 308P154 Start-Stop Switch
 302A446 Ammeter (5-0-5)
 322P69 Signal Light Receptacle
 322-4 Signal Light Lamp
 307P773 Start-Disconnect & Ignition Relay
 323-52 Relay Plug-in Socket
 307P778 Relay Hold-down Spring
 304A32 Fixed Resistor (15-Ohm, 10 Watt)
 332A537 Terminal Block - 4 Place
 332A566 Block Marker - 4 Place
 332A751 Terminal Block - 10 Place
 332A1235 Block Marker - 10 Place
 304A500 Adjustable Resistor (2-Ohm, 150 Watt) Mounts in Gen. Air Outlet

(277) W.D. 612B1852

301C2308 Instrument Panel
 302P460 AC Ammeter (3)
 302P422 AC Voltmeter
 302B213 Frequency Meter
 302P467 Running Time Meter
 308A12 Voltmeter Selector Switch
 303-76 Selector Switch Knob
 303P97 Rheostat
 303-32 Rheostat Knob
 320B212 Circuit Breaker (3)
 332A609 Terminal Block - 2 Place
 332A610 Block Marker - 2 Place
 304A305 Fixed Resistor (45,000-Ohm, 10 Watt)

CONTROL SECTION

WIRING DIAGRAMS

63

CODE

(278)	W.D. 612B1859
301C2373	Instrument Panel
302P460	AC Ammeter (3)
302P422	AC Voltmeter
320B212	Circuit Breaker (3)
308A12	Voltmeter Selector Switch
303-76	Selector Switch Knob
(279)	W.D. 612B1870
301C2088	Instrument Panel
302P418	AC Ammeter (3)
302P421	AC Voltmeter
320B19	Circuit Breaker (3)
308A12	Voltmeter Selector Switch
303-76	Selector Switch Knob
(280)	W.D. 615B246
301D2087	Instrument Box
301C2138	Instrument Panel
302P418	AC Ammeter (3)
302P421	AC Voltmeter
302P465	Running Time Meter
320B19	Circuit Breaker (3)
308A12	Voltmeter Selector Switch
303-76	Selector Switch Knob
(281)	W.D. 611C1069
301D1962	Control Box
301B1963	Control Box Cover
301C1961	Control Box Panel
301B1964	Control Mtg. Bracket- R.H.
301B1965	Control Mtg. Bracket- L.H.
332P52	Tinnerman Clip
305A254	Rectifier Mtg. Bracket
305A235	Rectifier - 10A., 100V. Peak
307B860	Field Build-up Relay
308P5	Manual or Electric Start Selector Switch
308P154	Start-Stop Switch
302P446	Ammeter (5-0-5)
307P773	Start-Disconnect & Ignition Relay
323-52	Relay Plug-in Socket
307P778	Relay Hold-down Spring
304A32	Fixed Resistor (15-Ohm, 10 Watt)
332A537	Terminal Block - 4 Place
332A566	Block Marker - 4 Place
332A607	Terminal Block - 12 Place
332A608	Block Marker - 12 Place
304A500	Adjustable Resistor (2-Ohm, 150 Watt) Mounts in Gen. Air Outlet

CODE

(282)	W.D. 611C1084
301D1962	Control Box
301B1963	Control Box Cover
301C2376	Control Box Panel
301B1964	Control Mtg. Bracket- R.H.
301B1965	Control Mtg. Bracket- L.H.
332P52	Tinnerman Clip
305A254	Rectifier Mtg. Bracket
305A235	Rectifier - 10A., 100V. Peak
307B1046	Start Solenoid
307B623	Ignition Relay
307B597	Ignition Start Relay
308P2	Manual or Electric Start Selector Switch
308P154	Start-Stop Switch
302A446	Ammeter (5-0-5)
307A655	Emergency (Overspeed) Relay
322P69	Signal Light Receptacle
322-4	Signal Light Lamp
304A32	Fixed Resistor (15-Ohm, 10 Watt)
332A537	Terminal Block - 4 Place
332A566	Block Marker - 4 Place
332A706	Terminal Block - 8 Place
332A739	Block Marker - 8 Place
304A500	Adjustable Resistor (2-Ohm, 150 Watt) Mounts in Gen. Air Outlet
(283)	W.D. 611C1085
301D1962	Control Box
301B1963	Control Box Cover
301C2376	Control Box Panel
301B1964	Control Mtg. Bracket- R.H.
301B1965	Control Mtg. Bracket- L.H.
332P52	Tinnerman Clip
508-9	Grommet (Rubber) - For 1-3/8" Hole
305A254	Rectifier Mtg. Bracket
305A235	Rectifier - 10A., 100V. Peak
308P5	Manual or Electric Start Selector Switch
308P154	Start-Stop Switch
302A446	Ammeter (5-0-5)
322P69	Signal Light Receptacle (3)
322-4	Signal Light Lamp (3)
307A655	Emergency (Overspeed) Relay
307P773	Start-Disconnect & Ignition Relay
323-52	Relay Plug-in Socket
307P778	Relay Hold-down Spring
332A795	Terminal Block - 16 Place

CONTROL SECTION

WIRING DIAGRAMS

CODE

W.D. 611C1085 (Continued)

332A862 Block Marker - 16 Place
 332A537 Terminal Block - 4 Place
 332A566 Block Marker - 4 Place
 304A32 Fixed Resistor (15-Ohm,
 10 Watt)
 304A500 Adjustable Resistor
 (2-Ohm, 150 Watt) Mounts
 in Gen. Air Outlet

CODE

284

W.D. 612B1556

301C2204 Instrument Panel
 302P465 Running Time Meter
 302P213 Frequency Meter
 308A12 Voltmeter Selector Switch
 303-76 Selector Switch Knob
 302P421 AC Voltmeter
 302P418 AC Ammeter (3)
 320B19 Circuit Breaker (3)

285


W.D. 612B3291

301C1641 Instrument Panel
 302B213 Frequency Meter
 302P465 Running Time Meter
 302P420 AC Voltmeter
 302P458 AC Ammeter
 320B148 Circuit Breaker

286

W.D. 612B3503

301C2288 Instrument Panel
 (Modified)
 302P421 AC Voltmeter
 302P444 AC Ammeter (2)
 320B20 Circuit Breaker (2)
 303P97 Voltage Regulator
 Rheostat
 303P32 Voltage Regulator
 Rheostat Knob
 332A609 Terminal Block
 332A610 Block Marker
 Running Time Meter (Select
 according to Cycle)
 302P468 Running Time Meter -
 50 Cycle
 302P465 Running Time Meter -
 60 Cycle
 Frequency Meter (Select according
 to Cycle)
 302B234 Frequency Meter -
 50 Cycle
 302B213 Frequency Meter -
 60 Cycle



ENGINE SECTION

1

CONTAINS THE FOLLOWING-

ENGINE PART FOR JB SERIES GENERATOR UNITS.

ALL ENGINE PARTS ARE LISTED IN ALPHABETICAL ORDER (A THRU Z).

THE PREDOMINATING NOUN OF ANY PHRASE HAS ALWAYS BEEN LISTED FIRST

WHENEVER MORE THAN ONE WORD DESCRIBES ANY ITEM. THUS A CONNECTING

ROD ASSEMBLY IS LISTED AS: ROD ASSEMBLY, CONNECTING, THE MAIN HEADING


COLUMNS ARE FOR SPEC A THRU G, SPEC H THRU M, AND P THRU T. THESE

SPEC (SPECIFICATION) COLUMNS ARE DIVIDED INTO SUB-COLUMNS OF:

M - MANUAL START PLANTS

R - REMOTE START PLANTS

ENGINE SECTION



PART NUMBER	DESCRIPTION	SPEC. A-G		SPEC. H-M		SPEC. P-T		SPEC.		SPEC
		M	R	M	R	M	R	M	R	
140A647	Adapter, Air Cleaner - Includes Nylon Tube (Replaces #140C577) - Prior to Spec R	1	1	1	1	1	1			
140A933	Adapter, Air Cleaner - Includes Nylon Tube - Begin Spec R		1		1		1			1
153A315	Adapter, Electric Choke - Prior to Spec J		1		1		1			1
140C645	Adapter, Oil Bath Air Cleaner Hose (Optional Equipment)									
122A182	Adapter, Oil Filter	1	1	1	1	1	1			1
153A395	Armature, Thermo-Magnetic Choke - Begin Spec J				1		1			1
153A326	Arm, Manual Choke	1								
150B1093	Arm, Governor - Begin Spec R						1			1
150B840	Arm, Governor - Gov. Shaft to Carb. Linkage - Begin Serial #692236 - Prior to Spec R	1	1	1	1	1	1			1
150B785	Arm & Shaft, Governor - Prior to Serial #692236 - For Replacement Order #150B838 Shaft and #150B840 Arm	1								
115B128	Arm, Rocker - Exhaust	2	2	2	2	2	2			2
115B129	Arm, Rocker - Intake	2	2	2	2	2	2			2
160A697	Backplate and Pole Shoe - Magneto	1								
160A698	Backplate Assembly, Magneto - Complete	1								
103D226	Backplate, Gear Cover - Plants WITHOUT Starter	1	1	1	1	1	1			1
103D271	Backplate, Gear Cover - Plants WITH Starter (To Replace #103D220 Used on Early Models, Also Order #134B1532 Baffle)		1		1		1			1
134B1532	Baffle, Backplate Starter Hole - Use Began During Spec H		1		1		1			1
123A865	Baffle, Breather Tube (Replaces #123A452)	1	1	1	1	1	1			1
510-14	Ball, Bearing - Governor Shaft Thrust - Prior to Spec E	1	1	1	1	1	1			1
510-43	Ball, Bearing - Governor Shaft Thrust - Begin Spec E	1	1	1	1	1	1			1
510-46	Ball, Fly - Governor	10	10	10	10	10	10			10
115B127	Ball, Rocker Arm	4	4	4	4	4	4			4
140B519	Band, Oil Bath Air Cleaner (OPTIONAL Equipment)									
102D450	Base, Oil	1	1	1	1	1	1			1
102D540	Base, Oil									
102B620	Base, Oil - This Oil Base is drilled for #102B558 Oil Base Heater and/or #*123K1077 Oil Level Maintainer Kit									
510P82	Bearing, Governor Shaft Needle - For 1/4" Shaft (Replaces #510P49)	1	1	1	1	1	1			1

* - See Accessory Section for Component Parts.

ENGINE SECTION

3

PART NUMBER	DESCRIPTION	SPEC. A-G		SPEC. H-M		SPEC. P-T		SPEC.		SPEC
		M	R	M	R	M	R	M	R	
510P48	Bearing, Governor Shaft Needle - For 1/2" Shaft	1	1	1	1	1	1			
114B164	Bearing Half, Connecting Rod	4	4	4	4	4	4			
114B164-02	Bearing Half, Connecting Rod - .002" Undersize									
114B164-10	Bearing Half, Connecting Rod - .010" Undersize									
114B164-20	Bearing Half, Connecting Rod - .020" Undersize									
114B164-30	Bearing Half, Connecting Rod - .030" Undersize									
101B363	Bearing, Precision Camshaft - Front - Standard Size Only	1	1	1	1	1	1			
101B365	Bearing, Precision Camshaft - Rear - Standard Size Only	1	1	1	1	1	1			
101B359	Bearing, Precision Main - Front or Rear - Standard	2	2	2	2	2	2			
101B359-02	Bearing, Precision Main - Front or Rear - .002" Undersize									
101B359-10	Bearing, Precision Main - Front or Rear - .010" Undersize									
101B359-20	Bearing, Precision Main - Front or Rear - .020" Undersize									
101B359-30	Bearing, Precision Main - Front or Rear - .030" Undersize									
110A1324	Block Assembly, Cylinder - Includes Bearings	1	1	1	1	1	1			
153D386	Body, Thermo-Magnetic Choke - Begin Spec J									
805A12	Bolt, Lifting Eye - Order #403K707	1	1	1	1	1	1			
805-19	Bolt, Place - Connecting Rod (5/16-24 x 1-13/16")	4	4	4	4	4	4			
149-116	Bolt, Place - Rear Bearing Plate (3/8-16 x 1-1/4")	6	6	6	6	6	6			
134A1554	Bowl, Fuel Pump - Glass	1	1	1	1	1	1			
150A813	Bracket, Air Housing Door Panel (Replaces #134A1082)	1	1	1	1	1	1			
150A1108	Bracket Assembly, Governor - Prior to Spec R									
150A812	Bracket Assembly, Governor - Begin Spec R									
150A1107	Bracket Assembly, Governor - Prior to Spec R	1	1	1	1	1	1			
153A324	Bracket Assembly, Governor - Begin Spec R									
309A195	Bracket, Electric Choke - Prior to Spec J	1	1	1	1	1	1			
166B295	Bracket, High Air Temp. Switch (OPTIONAL Equipment)									
403K707	Bracket, Ignition Coil - VACU-FLO Cooled Plants	1	1	1	1	1	1			
153A327	Bracket, Lifting - Includes Hardware (Replaces Eyebolt)	1	1	1	1	1	1			
191A365	Bracket, Manual Choke	1	1	1	1	1	1			
114A166	Bracket, Starter Motor Support - Plants WITH Starter									
402A46	Bushing, Piston Pin - Connecting Rod (Semi-Finished)	2	2	2	2	2	2			
402A290	Bushing, Spacer - Vibration Mount	4	4	4	4	4	4			
517-21	Bushing, Spacer - Vibration Mount									
	Button, Dot - Blower Scroll - VACU-FLO Cooled Plants	3	3	3	3	3	3			
416A21	Cable, Battery (20-1/2") - PRESSURE Cooled Plants	2	2	2	2	2	2			
416A21	Cable, Battery (20-1/2") - VACU-FLO Cooled Plants WITH Starter	2	2	2	2	2	2			
416A77	Cable, Battery (28") - VACU-FLO Cooled Plants WITHOUT Starter	2	2	2	2	2	2			
416A4	Cable, Battery Jumper	1	1	1	1	1	1			
160A1384	Cable, Spark Plug (26")	2	2	2	2	2	2			

- C -

ENGINE SECTION

PART NUMBER	DESCRIPTION	SPEC. A-G		SPEC. H-M		SPEC. P-T		SPEC.		SPEC
		M	R	M	R	M	R	M	R	
167A1387	Cable, Spark Plug (14-1/2") - PRESSURE Cooled Plants		2		2					2
167A1386	Cable, Spark Plug (10-1/2") - VACU-FLO Cooled Plants		2		2					2
105A219	Camshaft - Includes Center Pin	1	1	1	1					
105A272	Camshaft - Includes Center Pin					1	1			1
123A651	Cap and Indicator - Oil Fill	1	1	1	1	1	1			1
123A954	Cap and Valve, Breather - Begin Spec S					1	1			1
123A458	Cap, Breather Tube - Prior to Spec G	1	1	1	1	1	1			1
123A787	Cap, Breather Tube - Spec G thru R	1	1	1	1	1	1			1
415B124	Cap, Rain - Fuel Tank	4	4	4	4	4	4			4
110A859	Cap, Valve Stem									
143C192	*Carburetor - Gasoline - Prior to Spec G - For Replacement Order #141K763	1								
143C275	*Carburetor - Gasoline - Spec G thru P - For Replacement Order #141K763	1		1		1				
141D693	*Carburetor - Gasoline - Begin Spec R									
143C163	*Carburetor - Gasoline - Prior to Spec G - For Replacement Order #141K762		1							
143C276	*Carburetor - Gasoline - Spec G and H Only - For Replacement Order #141K762		1							
143C303	*Carburetor - Gasoline - Spec J thru P - For Replacement Order #141K762				1				1	
141D692	*Carburetor - Gasoline - Begin Spec R				1				1	
143B225	*Carburetor - Gas-Gasoline - Prior to Spec G - For Replacement Order #141K761	1								
143B278	*Carburetor - Gas-Gasoline - Spec G thru P - For Replacement Order #141K761	1		1				1		
141D717	*Carburetor - Gas-Gasoline - Begin Spec R									
143B228	*Carburetor - Gas-Gasoline - Prior to Spec G - For Replacement Order #141K760		1					1		
143B279	*Carburetor - Gas-Gasoline - Spec G and H Only - For Replacement Order #141K760		1							
143B305	*Carburetor - Gas-Gasoline - Spec J thru P - For Replacement Order #141K760		1		1					
141D718	*Carburetor - Gas-Gasoline - Begin Spec R				1				1	
143B242	*Carburetor - Gas - Prior to Spec G - For Replacement Order #141K764 .	1							1	
143B280	*Carburetor - Gas - Spec G and H Only - For Replacement Order #141K764.	1	1		1					
143B321	*Carburetor - Gas - Spec J thru P - For Replacement Order #141K764 . .				1				1	
141D726	*Carburetor - Gas - Begin Spec R								1	
153B328	Choke, Manual	1		1						
503-171	Clamp, Breather Hose	2	2	2	2				2	
518P268	Clamp, Breather Insulator - Begin Spec S					1			1	
160B682	Clamp, Ignition Coil - PRESSURE Cooled Plants - Prior to Spec T . . .	1	1	1	1				1	
160B890	Clamp, Ignition Coil - VACU-FLO Cooled Plants - Prior to Spec T . . .	1	1	1	1				1	
166A556	Clamp, Ignition Coil - Begin Spec T									1
503P365	Clamp, Oil Bath Air Cleaner Hose (OPTIONAL Equipment)									
503P32	Clamp, Regulator to Carburetor Hose (OPTIONAL Equipment)									

* See Accessory Section for Component Parts.

* See Accessory Section for Component Parts.

ENGINE SECTION

5

PART NUMBER	DESCRIPTION	SPEC. A-G		SPEC. H-M		SPEC. P-T		SPEC.		SPEC
		M	R	M	R	M	R	M	R	
140B500	Cleaner, Air - Oil Bath Type (OPTIONAL Equipment)									
140K677	*Cleaner Kit, Oil Bath Air - Conversion (OPTIONAL Equipment)									
518P176	Clip, Choke Cable	1	6	1	6	1	6			
870-179	Clip, "J" - Fastener Screw - Housing - VACU-FLO Cooled Plants . . .	1		1		1				
332-51	Clip, Tinnerman - Spark Plug Cables	5	5	5	5	5	5			
870-194	Clip, "U" Fastener Screw - Door Panel and Cover (Replaces 870-178) .									
307B801	Coil Assembly, Solenoid - Thermo Magnetic Choke - Begin Spec J . . .		1		1		1			
160C792	Coil, Ignition - Prior to Spec T									
166C346	Coil, Ignition - Begin Spec T									
160B693	Coil, Magneto	1		1		1				
312A116	Condenser, Ignition	1	1	1	1	1	1			
312A58	Condenser, Ignition Coil (Replaces #312A15)		1		1		1			
148A519	Connector, Hose to Regulator (OPTIONAL Equipment)									
502-30	Connector, Inverted Male - Gear Cover Oil Line (Used on Early Models Only)	1	1							
502A235	Connector, Restricted - Gear Cover Oil Line (Used on Early Models Only)	1	1							
502A235	Connector, Restricted - Oil Line to Cylinder Head - Gasoline Fuel Plants	1	1	1	1					
502A274	Connector, Restricted - Oil Line to Cylinder Head - Gasoline Fuel Plants									
502A235	Connector, Restricted - Oil Line to Cylinder Head - Gas and Gas- Gasoline Fuel Plants - Prior to Serial #698178	1	1							
502A274	Connector, Restricted - Oil Line to Cylinder Head - Gas and Gas- Gasoline Fuel Plants - Begin Serial #698178	1	1	1	1	1	1			
153B391	Core, Solenoid - Thermo-Magnetic Choke - Begin Spec J									
505-14	Coupling, Pipe - Oil Drain (1/2)	1	1	1	1	1	1			
505-36	Coupling, Pipe, Reducer - Exhaust (1-1/2 to 1-1/4) - UNHOUSED Plants	1	1	1	1	1	1			
140C594	Cover, Air Cleaner	1	1	1	1	1	1			
153A325	Cover Assembly, Choke - 12-Volt - Prior to Spec J									
153A114	Cover Assembly, Choke - 24-Volt - Prior to Spec J									
103C277	Cover Assembly, Gear - Prior to Serial #692236 (Replaces #103C235) Also Order #150B840 Governor Arm and #103B251 Gear Cover Gasket . .	1	1							
103C277	Cover Assembly, Gear - Begin During Spec D Serial #692236 Thru Spec D (Replaces #103C241) Also Order #103B251 Gear Cover Gasket	1	1							
103C277	Cover Assembly, Gear - Begin Spec E (Replaces #103C262)	1	1	1	1	1	1			
160A719	Cover, Breaker Plate									
160A769	Cover, Breaker Plate - Includes Stop Button	1	1	1	1	1	1			
134C1121	Cover, Cylinder Air Housing (Top) - Prior to Spec R	1	1	1	1	1	1			
134C1787	Cover, Cylinder Air Housing (Top) - Begin Spec R - Gasoline Fuel plants									
134C1909	Cover, Cylinder Air Housing (Top) - Begin Spec R - Gas & Gas-Gasoline Fuel Plants									
134D1327	Cover, Cylinder Shroud - VACU-FLO Cooled Plants		1		1					

* - See Accessory Section for Component Parts.

* - See Accessory Section for Component Parts.


ENGINE SECTION

PART NUMBER	DESCRIPTION	SPEC. A-G		SPEC. H-M		SPEC. P-T		SPEC.		SPEC
		M	R	M	R	M	R	M	R	
134B1415	Cover, Governor Access - VACU-FLO Cooled Plants									
115D197	Cover, Rocker (Less Oil Line) - Gasoline Fuel Plants		1		1		1		1	
115C173	Cover, Rocker (With Oil Line) - Gas and Gas-Gasoline Fuel Plants	1	1	1	1	1	1	1	1	
153C389	Cover, Thermo-Magnetic Choke - Begin Spec J									
104B429	Crankdog, Flywheel	1	1	1	1	1	1	1	1	
192B350	Crank, Hand	1	1	1	1	1	1	1	1	
104D439	Crankshaft	1	1	1	1	1	1	1	1	
150C775	Cup, Governor	1	1	1	1	1	1	1	1	
120A551	Cup, Oil Pump Intake	1	1	1	1	1	1	1	1	
160A717	Cup, Plunger Diaphragm	1	1	1	1	1	1	1	1	
402B284	Cushion, Vibration Mount - Cone Shaped - Engine End			2	2	2	2	2	2	
402B286	Cushion, Vibration Mount - Cone Shaped - Generator End - Plants WITH Revolving Armature Type Generator and WITHOUT Starter				2		2		2	
402B285	Cushion, Vibration Mount - Cone Shaped - Generator End - Plants WITH Revolving Field Type Generator and WITH Starter				2		2		2	
402A276	Cushion, Vibration Mount - Cylindrical Shaped - Lower	4	4							
402A36	Cushion, Vibration Mount - Cylindrical Shaped - Upper	4	4							
- D -										
98C1100	Decal Kit - Complete Plant	1	1	1	1	1	1	1	1	
160A1143	Diaphragm, Centrifugal Switch Plunger - Plants WITH Starter		1		1		1		1	
160A263	Diaphragm, Centrifugal Switch Plunger - Plants WITHOUT Starter But WITH Low Oil Pressure Switch									
160A718	Diaphragm, Ignition Plunger	1	1	1	1	1	1	1	1	
134D1804	Duct, Air Outlet (OPTIONAL Equipment)									
160A806	Disc, Thrust - Plunger Bearing	1	1	1	1	1	1	1	1	
- E -										
502-65	Elbow, Inverted - Carburetor Inlet									
502-2	Elbow, Inverted - Fuel Pump Inlet - Gasoline Fuel Plants	1	1	1	1	1	1	1	1	
502-20	Elbow, Inverted - Fuel Pump Inlet - Gas and Gas-Gasoline Fuel Plants	1	1	1	1	1	1	1	1	
502-2	Elbow, Inverted - Fuel Pump Outlet	1	1	1	1	1	1	1	1	
502-19	Elbow, Inverted Male - Oil Line to Filter Adapter - Gasoline Fuel Plants	1	1	1	1					
502-37	Elbow, Inverted Male - Oil Line to Filter Adapter - Gasoline Fuel Plants									
502-19	Elbow, Inverted Male - Oil Line to Filter Adapter - Gas and Gas- Gasoline Fuel Plants Prior to Serial #698178	1	1						1	

7

— 5 —

ENGINE SECTION



PART NUMBER	DESCRIPTION	SPEC. A-G		SPEC. H-M		SPEC. P-T		SPEC.		SPEC
		M	R	M	R	M	R	M	R	
103C219	Gasket, Gear Cover - Prior to Spec E	1	1							
103C251	Gasket, Gear Cover - Begin Spec E	1	1	1	1	1	1			
101K386	Gasket Kit, Bearing Plate	1	1	1	1	1	1			
143K201	Gasket Kit, Carburetor - Prior to Spec R	1	1	1	1	1	1			
141K748	Gasket Kit, Carburetor - Begin Spec R	1	1	1	1	1	1			
168K83	Gasket Kit - Complete Engine	1	1	1	1	1	1			
120K580	Gasket Kit - Oil Pump	1	1	1	1	1	1			
102B451	Gasket, Oil Base	1	1	1	1	1	1			
123A191	Gasket, Oil Fill Cap	1	1	1	1	1	1			
123A667	Gasket, Oil Fill Tube Mounting	1	1	1	1	1	1			
122A188	Gasket, Oil Filter Adapter	1	1	1	1	1	1			
115B130	Gasket, Rocker Cover	1	1	1	1	1	1			
160B707	Gear and Shaft Assembly, Ignition Timing	1	1	1	1	1	1			
105B218	Gear, Camshaft - Includes Flyball Spacer and Plate	1	1	1	1	1	1			
104B418	Gear, Crankshaft	1	1	1	1	1	1			
104B423	Gear, Ring - Plants WITH Starter	1	1	1	1	1	1			
134D1091	Grille, Crank Support and	1	1	1	1	1	1			
508A5	Grommet, Rubber - Bottom Housing Panel	2	2	2	2					
508A109	Grommet, Rubber - Governor Adjusting Nut - VACU-FLO Cooled Plants	1	1	1	1					
115B196	Guide, Push Rod	1	1	1	1	1	1			
110A1501	Guide, Valve - Intake and Exhaust - Gasoline Plants - Standard	4	4	4	4	4	4			
110A1501-01	Guide, Valve - Intake and Exhaust - Gasoline Plants - .001" Oversize									
110A1501-05	Guide, Valve - Intake and Exhaust - Gasoline Plants - .005" Oversize									
110A1392	Guide, Valve - Exhaust - Gas and Gas-Gasoline Plants - Standard	2	2	2	2	2	2			
110A1392-01	Guide, Valve - Exhaust - Gas and Gas-Gasoline Plants - .001" Oversize									
110A1392-05	Guide, Valve - Exhaust - Gas and Gas-Gasoline Plants - .005" Oversize									
110A1501	Guide, Valve - Intake - Gas and Gas-Gasoline Plants - Standard	2	2	2	2	2	2			
110A1501-01	Guide, Valve - Intake - Gas and Gas-Gasoline Plants - .001" Oversize									
110A1501-05	Guide, Valve - Intake - Gas and Gas-Gasoline Plants - .005" Oversize									
338B280	Harness, Wiring - Breaker Plate to Control - Plants WITHOUT Starter But WITH Low Oil Pressure Switch	1	1	1	1					
338B258	Harness, Wiring - Breaker Plate to Control - Plants WITH Starter	1	1	1	1					
338B328	Harness, Wiring - Choke - Begin Spec J - Plants WITHOUT Starter			1	1	1	1			
338B329	Harness, Wiring - Choke - Begin Spec J - Plants WITH Starter			1	1	1	1			
338B255	Harness, Wiring - Starter to Control	1	1	1	1	1	1			
110A1439	Head, Cylinder - Gasoline Fuel Plants	1	1	1	1	1	1			
110A1440	Head, Cylinder - Gas and Gas-Gasoline Fuel Plants	1	1	1	1	1	1			
153B400	Heater Assembly, Thermostat - Thermo-Magnetic Choke - Spec J Thru R.									
153B422	Heater Assembly, Thermostat - Thermo-Magnetic Choke - Begin Spec S									

- H -

ENGINE SECTION

9

PART NUMBER	DESCRIPTION	SPEC. A-G		SPEC. H-M		SPEC. P-T		SPEC.		SPEC
		M	R	M	R	M	R	M	R	
503A444	Hose, Oil Bath Air Cleaner (OPTIONAL Equipment)									
503A384	Hose, Breather Cap to Air Cleaner Adapter - Prior to Spec G	1	1							
503A395	Hose, Breather Cap to Air Cleaner Adapter - Spec G thru R	1	1	1	1	1	1	1	1	
503A543	Hose, Breather Cap to Air Cleaner Adapter - Begin Spec S									
503-159	Hose, Gas - Regulator to Carburetor - OPTIONAL Equipment									
134D1050	Housing, Blower - PRESSURE Cooled Plants	1	1	1	1	1	1	1	1	
134D1325	Housing, Blower - VACU-FLO Cooled Plants									
134D1048	Housing, Cylinder Air - Front (Flywheel End)	1	1	1	1	1	1	1	1	
134C1051	Housing, Cylinder Air - Rear	1	1	1	1	1	1	1	1	
- I -										
110A1215	Insert, Exhaust Valve Seat - Stellite - Standard	2	2	2	2	2	2	2	2	
110A1215-02	Insert, Exhaust Valve Seat - Stellite - .002" Oversize									
110A1215-05	Insert, Exhaust Valve Seat - Stellite - .005" Oversize									
110A1215-10	Insert, Exhaust Valve Seat - Stellite - .010" Oversize									
110A1215-25	Insert, Exhaust Valve Seat - Stellite - .025" Oversize									
110A1214	Insert, Intake Valve Seat - Gasoline Plants - Standard	2	2	2	2	2	2	2	2	
110A1214-02	Insert, Intake Valve Seat - Gasoline Plants - .002" Oversize									
110A1214-05	Insert, Intake Valve Seat - Gasoline Plants - .005" Oversize									
110A1214-10	Insert, Intake Valve Seat - Gasoline Plants - .010" Oversize									
110A1214-25	Insert, Intake Valve Seat - Gasoline Plants - .025" Oversize									
110A1287	Insert, Intake Valve Seat - Gas and Gas-Gasoline Plants - Standard	2	2	2	2	2	2	2	2	
110A1287-02	Insert, Intake Valve Seat - Gas and Gas-Gasoline Plants-.002" Oversize									
110A1287-05	Insert, Intake Valve Seat - Gas and Gas-Gasoline Plants-.005" Oversize									
110A1287-10	Insert, Intake Valve Seat - Gas and Gas-Gasoline Plants-.010" Oversize									
110A1287-25	Insert, Intake Valve Seat - Gas and Gas-Gasoline Plants-.025" Oversize									
503A558	Insulator, Breather Hose - Begin Spec S					1	1	1	1	
123A998	Insulator (Half), Breather - Begin Spec S					2	2	2	2	
304A292	Insulator, Ignition Resistor Mounting		1		1					
508A127	Insulator, Sleeve - High Air Temp. Switch Mtg. (OPTIONAL Equipment)									
153A399	Insulator, Thermo-Magnetic Choke - Begin Spec J					2	2	2	2	
- J -										
150A974	Joint, Ball - Governor Linkage (Replaces #150A639) - NOTE: Early Plants use 1 only - Prior to Spec R	2	2	2	2	2	2	2	2	
150A1081	Joint, Ball - Governor Linkage - Begin Spec R					2	2	2	2	

ENGINE SECTION

PART NUMBER	DESCRIPTION	SPEC. A-G		SPEC. H-M		SPEC. P-T		SPEC.		SPEC
		M	R	M	R	M	R	M	R	
515-2	Key, Flywheel to Crankshaft - Spec A Plants Only	1	1	1	1	1	1			
515-153	Key, Flywheel to Crankshaft - Begin Spec B	1	1	1	1	1	1			
515-1	Key, Gear Mounting - Camshaft and Crankshaft Gears	2	2	2	2	2	2			
336A1526	Lead, Choke to Control - Prior to Spec J	1								
336A1609	Lead, Choke to Control - Begin Spec J									
336A1551	Lead, Choke to Ignition Coil-Plants WITHOUT Starter Begin Spec J									
336A1549	Lead, Choke to Ground - Plants WITH Starter Begin Spec J									
336A1357	Lead, Coil to Control - PRESSURE Cooled Plants	1	1	1	1	1	1			
336A1347	Lead, Coil to Control - VACU-FLO Cooled Plants	1	1	1	1	1	1			
336A902	Lead, Coil to Ignition Resistor - PRESSURE Cooled Plants	1	1	1	1	1	1			
336A30	Lead, Coil to Ignition Resistor - VACU-FLO Cooled Plants	1	1	1	1	1	1			
336A179	Lead, Ignition Resistor to Breaker Points - VACU-FLO Cooled Plants	1	1	1	1	1	1			
336A1052	Lead, Resistor to Breaker Points	1	1	1	1	1	1			
153B390	Lever, Thermostat - Thermo-Magnetic Choke - Begin Spec J									
159A739	Line, Fuel Pump to Carburetor - Prior to Spec R	1	1	1	1	1	1			
149A1095	Line, Fuel Pump to Carburetor - Begin Spec R									
501A27	Line, Fuel Tank to Pump (Flexible)	1	1	1	1	1	1			
120A672	Line, Oil - Filter Adapter to Cylinder Head - Gasoline Fuel Plants									
120A562	Line, Oil - Filter Adapter to Cylinder Head - Gasoline Fuel Plants	1	1	1	1	1	1			
120A562	Line, Oil - Filter Adapter to Cylinder Head - Gas and Gas-Gasoline Fuel Plants Prior to Serial #698178	1	1	1	1	1	1			
120A623	Line, Oil - Filter Adapter to Cylinder Head - Gas and Gas-Gasoline Fuel Plants - Begin Serial #698178	1	1	1	1	1	1			
120A581	Line, Oil - Gear Cover (Used on Early Models Only)	1	1	1	1	1	1			
120B628	Line, Oil, Rocker Cover - Gasoline Fuel Plants Only (NOTE: Oil Line for Gas or Gas-Gasoline Plants NOT Supplied)	1	1	1	1	1	1			
150A965	Linkage Assembly, Governor (Replaces #150A782) - Prior to Spec R	1	1	1	1	1	1			
150A1076	Linkage Assembly, Governor - Begin Spec R	4	4	4	4	4	4			
115B150	Locknut, Hex - Rocker Arm	2	2	2	2	2	2			
115A184	Lock, Rocker Arm Stud (Not used on Early Models)	8	8	8	8	8	8			
110A858	Lock, Valve Spring Retainer									

- K -

- L -

ENGINE SECTION

11

PART NUMBER	DESCRIPTION	SPEC. A-G		SPEC. H-M		SPEC. P-T		SPEC.		SPEC
		M	R	M	R	M	R	M	R	
- M -										
154C633	Manifold, Exhaust - PRESSURE Cooled Plants	1	1	1	1	1	1			
154C695	Manifold, Exhaust - VACU-FLO Cooled Plants		1		1		1			
191C324	*Motor, Starting - 12-Volt - Plants WITH Revolving Field Type Generator									
155B77	Muffler, Exhaust - UNHOUSED Plants (1-1/4 Pipe Inlet)	1	1	1	1	1	1			
155B456	Muffler, Exhaust - HOUSED Plants (1-1/2 Pipe Inlet)		1		1		1			
- N -										
160A558	Nipple, Ignition Cables - Rubber		2		2					
505-101	Nipple, Pipe - Gas Regulator Outlet - 3/8 x 1" (OPTIONAL Equipment)									
505-2	Nipple, Pipe - Oil Drain - (1/2 x 3")	1	1	1	1	1	1			
110A1304	Nut, Extension (Used only on early models with Lifting Eye)	1	1	1	1	1	1			
104A91	Nut, Governor Adjusting Stud - Prior to Spec R	1	1	1	1	1	1			
862-3	Nut, Governor Adjusting Stud - Begin Spec R									
150A924	Nut, Governor Adjusting Stud - VACU-FLO Cooled Plants - Prior to Spec R		1		1					
150A1113	Nut, Governor Adjusting Stud - VACU-FLO Cooled Plants - Begin Spec R									
870-131	Nut, Keps - Ball Joint to Governor Arm	1	1	1	1	1	1			
865-20	Nut, Knurled - Brass - Air Cleaner	2	2	2	2	2	2			
870-130	Nut, Locking - Governor Adjusting Stud (3/8-24) - Prior to Spec R . .	1	1	1	1	1	1			
870-133	Nut, Locking - Governor Adjusting Stud (3/8-16) - Begin Spec R . . .									
- P -										
160A887	Pad, Ignition Coil - VACU-FLO Cooled Plants		1		1					
870-130	Palnut, Locking - Governor Adjusting Nut - Prior to Spec R	1	1	1	1	1	1			
870-133	Palnut, Locking - Governor Adjusting Nut - Begin Spec R									
870-134	Palnut, Thermo-Magnetic Choke (1/4-20) - Begin Spec J									
140C595	Pan, Air Cleaner	1	1	1	1	1	1			
134D1039	Panel, Air Housing Door	1	1	1	1	1	1			
* - See Accessory Section for Component Parts.										

* - See Accessory Section for Component Parts.

[illegible]

ENGINE SECTION

13

PART NUMBER	DESCRIPTION	SPEC. A-G		SPEC. H-M		SPEC. P-T		SPEC.		SPEC
		M	R	M	R	M	R	M	R	

- R -

- S -


[illegible]

15

- V -

ENGINE SECTION

PART NUMBER	DESCRIPTION	SPEC. A-G		SPEC. H-M		SPEC. P-T		SPEC.		SPEC
		M	R	M	R	M	R	M	R	
307P312	Valve, Supply Line Fuel Solenoid - Electric - Plants WITH OPTIONAL									
	Gas Fuel Carburetor Only									
504-7	Valve, Shut-Off - Fuel Pump Inlet - Gas-Gasoline Plants Only	1	1	1	1	1	1			
148A107	Vent, Gas Regulator (OPTIONAL Equipment)									
- W -										
105A205	Washer, Camshaft Thrust	1	1	1	1	1	1			
104A416	Washer, Crankshaft Gear Retainer	1	1	1	1	1	1			
104B420	Washer, Crankshaft Thrust	2	2	2	2	2	2			
526-174	Washer, Cylinder Head Screw	7	7	7	7	7	7			
134A1180	Washer, Fastener Screw - Door Panel (Early Models use quantity of 8 for Top Cover)	2	2	2	2	2	2			
526-65	Washer, Flat Copper - Fuel Pump Mounting	2	2	2	2	2	2			
526-14	Washer, Flat (29/64" x 1-1/2" x 1/8") - Cushion Mounting			4	4	4	4			
526A195	Washer, Flat (29-64" x 3-1/4" x 1/8") - Cushion Mounting			4	4	4	4			
526A198	Washer, Flat (5/8" x 1-1/2" x 1/16") - Cushion Mounting			As Req.	As Req.	As Req.	As Req.			
526-18	Washer, Flat - Thermo-Magnetic Choke			1	1	1	1			
526A185	Washer, Flywheel Mounting Screw	1	1	1	1	1	1			
508A126	Washer Insulator - High Air Temp. Switch Mtg. (OPTIONAL Equipment)									
304A14	Washer, Resistor Centering (NOTE: Quantity is 2 for VACU-FLO Cooled Plants)	1	1	1	1	1	1			
140A602	Washer, Rubber - Air Cleaner Stud	2	2	2	2	2	2			
115A155	Washer, Spring Retaining - Push Rod Shield	8	8	8	8	8	8			
134C1150	Wheel, Blower - VACU-FLO Cooled Plants	1	1	1	1	1	1			
143A231	Wire, Choke Stop - Gas-Gasoline Plants Only	1	1	1	1	1	1			
134D1328	Wrapper, Cylinder Shroud - VACU-FLO Cooled Plants	1	1	1	1	1	1			
- Y -										
150A777	Yoke, Governor	1	1	1	1	1	1			



ACCESSORY SECTION

1

CONTAINS THE FOLLOWING-

COMPONENT PARTS FOR THESE ASSEMBLIES:

- I. CARBURETORS
- II. FUEL SYSTEM PARTS
 - AIR CLEANER KIT (OIL BATH)
 - CARBURETOR AIR HEATER KITS
 - FUEL TANKS
- III. STARTER MOTORS
- IV. MAGNETO PARTS
- V. HOUSING ASSEMBLIES
- VI. MISCELLANEOUS ASSEMBLIES PARTS
 - OIL LEVEL MAINTAINER KITS
 - AIR SHUTTER ASSEMBLIES
 - SKID BASE ASSEMBLIES

ACCESSORY SECTION

CARBURETOR PARTS

ASSEMBLY NUMBERS

PART NO.	DESCRIPTION	141D692	141D693	141D717	141D718	141D726	143C163	143C192	143B225	143B228	143B242	143C275	143C276	143B278	143B279	143B280	143C303	143C305	143B321
143-117	Ball, Choke Shaft							1	1		1		1						
143-210	Bowl, Fuel						1	1	1	1	1	1	1	1	1	1	1	1	
141P708	Bowl, Fuel	1	1	1	1														
143-105	Float and Level					1	1	1	1										
143-297	Float and Level																		
141P702	Float Assy.	1	1	1							1	1	1	1	1	1	1	1	
143-77	●Gasket, Bowl Ring					1	1	1	1	1	1	1	1	1	1	1	1	1	
141P701	★Gasket, Bowl Ring	1	1	1	1														
143-209	●Gasket, Bowl Screw					1	1	1	1	1	1	1	1	1	1	1	1	1	
141A281	★Gasket, Carburetor Mtg.	1	1	1	1														
143A15	●Gasket, Fuel Inlet Valve					1	1	1	1	1	1	1	1	1	1	1	1	1	
143K201	†Gasket Kit (Includes Parts Marked ●)					1	1	1	1	1	1	1	1	1	1	1	1	1	
141K748	Gasket Kit (Includes Parts Marked ●)	1	1	1	1														
141P712	Jet Assy. Main (Adjustable)	1	1	1															
145A309	Needle, Gas Adjusting							1		1			1	1	1			1	
145A589	Needle, Gas Adjusting																		
141P713	Needle, Idle Adjusting		2	2	1														
141P732	Needle, Idle Adjusting	1	1																
143-205	†Needle, Idle Jet & High Speed Adj.					1	1	1	1										
143-295	▲Needle, Idle Jet & High Speed																		
141-734	Needle, Main Gas Adjusting		1	1	1														
143-206	†Nozzle					1	1	1	1										
143-296	▲Nozzle																		
141-736	Nut, Bowl				1														

NOTE: For explanation of Symbols, see last page of Carburetor Parts.

ACCESSORY SECTION

3

CARBURETOR PARTS

ASSEMBLY NUMBERS

PART NO.	DESCRIPTION	141D692	141D693	141D717	141D718	141D726	143C163	143C192	143B225	143B228	143B242	143C275	143C276	143B278	143B279	143B280	143C303	143C305	143B321
143-212 ▲	Pin, Float Lever						1	1	1	1	1	1	1	1	1	1	1	1	
141P741	Plate, Choke	1	1	1															
141P706	Plate, Throttle	1	1	1	1														
143-110	Plug, Expansion					1	1	1	1	1	1	1	1	1	1	1	1	1	
505-8	Plug, Pipe - 1/8"									1									
141-737	Plug, Pipe - 1/8"				1														
143K200	Repair Kit (Includes Parts Marked †)					1	1	1	1										
143K298	Repair Kit (Includes Parts Marked ▲)										1	1	1	1			1	1	
141P747	Repair Kit (Includes Parts Marked *)	1	1	1	1														
141P203	Retainer, Felt Seal		1	1															
141P705	*Retainer Seal	1	1	1	1														
143-208	Screw and Washer, Bowl					1	1	1	1	1	1	1	1	1	1	1	1	1	
141P698	Screw & Washer, Choke & Throttle Plate	4	4	4	2														
812-14 ▲	†Screw, Choke & Throttle Valve - #3-48 x 3/16					4	4	4	4	2	4	4	4	4	2	4	4	2	
143-213	Screw, Idle Adjusting					1	1	2	2	1			1	1	1	1	1	1	
143-239	Screw, Idle Adjusting										1	1	1	1		1	1	1	
143-215	Screw, Throttle Lever Adjusting					1	1	1	1	1	1	1	1	1	1	1	1	1	
141P700	Screw, Throttle Stop	1	1	1	1														
141-738	Screw - #10-32				1														
141P697	●Seal, Felt		1	1															
141-661 *	●Seal, Rubber	1	1	1	1														
143-221	Shaft, Choke - Includes Lever						1	1			1								
143-207	Shaft, Choke				1														
143-315	Shaft, Choke															1			

NOTE: For explanation of Symbols, see last page of Carburetor Parts.

ACCESSORY SECTION

CARBURETOR PARTS

ASSEMBLY NUMBERS

PART NO.	DESCRIPTION	141D692	141D693	141D717	141D718	141D726	143C163	143C192	143B225	143B228	143B242	143C275	143C276	143B278	143B279	143B280	143C303	143C305	143B321
143A232	Shaft, Choke								1					1					
143A316	Shaft, Choke																		
141B79	Shaft, Choke	1															1		
141P716	Shaft, Choke			1															
141P742	Shaft, Choke		1																
141P703	* Shaft, Float	1	1	1															
143-203	Shaft, Throttle - Includes Lever					1	1	1	1	1	1	1	1	1	1	1	1	1	
141P709	Shaft, Throttle - Includes Lever	1	1	1	1														
143-113	Spring, Choke Shaft						1	1			1		1						
148A10	Spring, Gas Adjusting									1				1					
148A590	Spring, Gas Adjusting						1	1	1	1	1	1	1	1	1				
143-114	Spring, High Speed Adjusting Needle					1	1	1	1	1	1	1	1	1	1		1	1	
143-112	Spring, Idle Adjusting Screw																		
141P710	Spring, Idle Needle	1	1	2	2	1								1	1	1	1	1	
141P733	Spring, Main Gas Needle		1	1	1														
143-214	Spring, Throttle Adjusting Screw					1	1	1	1	1	1	1	1	1	1	1	1	1	
141P711	Spring, Throttle Stop	1	1	1	1														
145A308	Tube, Gas Inlet																		
143-220	Valve, Choke							1	1	1	1		1	1	1	1	1	1	
143-204	Valve, Choke							1	1		1		1						
143-341	† Valve, Fuel Inlet					1								1		1	1	1	
141P798	* Valve Seat Assy., Fuel	1	1	1	1									1	1	1	1	1	
143-202	Valve, Throttle					1	1	1	1	1	1	1	1	1	1	1	1	1	1
141-739	Washer				1									1	1	1	1	1	1

NOTE: For explanation of Symbols, see last page of Carburetor Parts.

5

ASSEMBLY NUMBERS

[illegible]

ASSEMBLY NUMBERS

[illegible]

ACCESSORY SECTION

7

FUEL SYSTEM PARTS

ASSEMBLY NUMBERS

PART NUMBER	DESCRIPTION	140K661	140K677	140K890	140K891	140K905	159B775	159B820	159B827	159B851	159B970
140B790	Cover, Air Cleaner			1	1	1					
140B658	Cover, Air Cleaner Pan	1									
502-65	Elbow, Male - 45° - Fuel Pump Inlet							1			1
502-53	Elbow, Male - 45° - Solenoid Outlet					1	1				
502-53	Elbow, Male - 45° - Tank Inlet					1		1			
502-53	Elbow, Male - 45° - Tank Outlet							1			1
502A20	Elbow, Street - Tank									1	
159-751	Gasket, Tank Cap						1				
140A584	Gasket, Hose Adapter		1								
503P476	Hose, Adapter to Control (1-3/4" I.D.)			1							
503A444	Hose, Air Cleaner		1								
503B474	Hose, Control to Air Cleaner (1-3/4" I.D.)			1	1	1					
503A397	Hose, Hot Air - Shutter to Air Cleaner	1									
503B476	Hose, Plenum to Control				1	1					
140B785	† Housing, Temp. Control			1	1	1					
501A22	Line, Flexible Fuel - 8-5/8" Long					1		1			
501A32	Line, Flexible Fuel - 9-1/4" Long										1
501A5	Line, Flexible Fuel - 18-1/2" Long					1	1	1	1	1	1
501A78	Line, Flexible Fuel - 20" Long					1					
501A7	Line, Flexible Fuel - 24" Long							1	1	1	
501A9	Line, Flexible Fuel - 36" Long								1		
502-82	Nipple, Hex - Solenoid Valve					1		1	1	1	
502-32	Nipple, Long - Solenoid Valve (1/8 x 2")						1				
870-195	† Palnut, - Vernatherm Mounting			1	1	1					
140C791	Pan, Air Cleaner			1	1	1					
133B191	Plenum, Manifold Heater (Oven)				1						
505-57	Plug, Pipe (1/8)					2	1	2	2	2	2
140A784	† Plunger, Vernatherm			1	1	1					
159A705	Reducer, Restricted - Tank					1		1	1	1	
518-205	† Ring, Spring Retainer			2	2	2					
140A789	Shield, Air Outlet Hose			1		1					

ASSEMBLY NUMBERS

ACCESSORY SECTION

9

STARTER MOTOR PARTS

ASSEMBLY NUMBERS

PART NUMBER	DESCRIPTION	191C324	191C427	191D429	191B443	191B453													
191C324	Motor, Starter - 12-Volt	X																	
191C427	Motor, Starter - 12-Volt		X																
191D429	Motor, Starter - 24 & 32-Volt			X															
191B443	Motor, Starter - 24 & 32-Volt				X														
191B453	Motor, Starter - Auto Cycle					X													
●	●																		
191A446	Adapter, Starter					1													
191P712	Armature - #MCH-3134	1																	
191-517	Armature - #P16-39		1																
†	Armature - #P16-190			1															
191P713	Armature - #P16-257				1														
191A452	Armature					1													
†	Bearing, Assy., Intermediate - #P36-4		1																
†	Bearing, Drive End - #24-23 P (5)		1																
191P497	Bearing, Drive End - #MP-41A	1		1	1														
†	Bearing Only, Intermediate - #P24-17P (5)		1																
†	Bolt, Thru (Pkg.) - #MEC-20S	1			1														
†	Bolt, Thru - #P36-97P (2)			2															
191-434	Brush Set, Service	1																	
191-513	Brush Set, Service		1			1													
†	Brush Set, Service - #P17-52			1															
191P714	Brush Set, Service - #P17-106				1														
191P329	Bushing, Adpater					1													
191-432	Clutch, Starter	1			1														
†	Clutch, Starter - #P18-28			1															
†	Coil Assy., Field (Pkg.) - #MDY-2005BS	1																	
†	Coil Assy., Field (Pkg.) - #P20-14		1			1													
†	Coil Assy., Field (Pkg.) - #P20-261				1														

† - Check Starter Nameplate and Order these Parts from Your Nearest Dealer. Give Starter Model, Description and Part Number (after description).

ACCESSORY SECTION

STARTER MOTOR PARTS

ASSEMBLY NUMBERS

PART NUMBER	DESCRIPTION	ASSEMBLY NUMBERS									
		191C324	191C427	191D429	191B443	191B453					
†	Connector Package - #P90-535	1									
†	Core Assy., Moving - #SAD-1021	1		1							
†	Core Assy., Moving #P36-93		1								
†	Cover, Yoke - #MEO-28	1									
191P271	Drive Assy., Bendix		1								
†	Frame & Field Assy. - #P58-15		1								
†	Frame & Field Assy. - #P58-37			1							
†	Frame & Field Assy. - #P58-122				1						
191B450	Gear, Pinion				1						
†	Head Assy., Brush End - #MDT-1052	1		1							
†	Head Assy., Brush End - #P19-27		1		1						
†	Head Assy., Brush End - #P19-93			1							
†	Housing, Pinion - #PS-1391	1			1						
†	Housing, Pinion - #P21-178			1							
†	Housing, Pinion - #P21-156		1								
516A154	Pin, Dowel - Pinion Gear				1						
†	Pin, Link - #P36-45P (10)			1							
†	Pin, Link - #P36-44				1						
†	Pin, Yoke - #P36-25P (10)			1							
†	Pin, Yoke - #P36-229				1						
†	Plate Assy., Brush - #MEJ-1064	1									
†	Plate Assy., Brush - #P36-96			1							
†	Plate Assy., Brush - #P36-494				1						
†	Plug, Spring - #P37-12P (10)			1							
†	Plug, Spring - #P37-11				1						
†	Ring, Snap - #P36-27				1						
†	Ring, Snap - #P36-27P (10)			1							
509-92	Seal, Oil				1						
509-93	Seal, "O" Ring				1						
191A451	Spacer, Armature				1						

† - Check Starter Nameplate and Order these Parts from Your Nearest Dealer. Give Starter Model, Description and Part Number (after description).

ACCESSORY SECTION

11

STARTER MOTOR PARTS

ASSEMBLY NUMBERS

PART NUMBER	DESCRIPTION	ASSEMBLY NUMBERS									
		191C324	191C427	191D429	191B443	191B453					
†	Spring, Brush - #MZ-19S (Set of 4)	1			1	1					
†	Spring, Brush - #P50-65P (8)		4								
†	Spring, Brush - #P50-101P (8)			4							
†	Spring, Plunger - #SAD-27	1									
†	Spring, Plunger - #P50-102P (10)			1							
†	Spring, Plunger - #P50-188				1						
†	Stop & Lock Ring (Pkg.), Pinion - #P90-83	1									
†	Stud, Terminal (Pkg.) - #P36-198		1			1					
191-433	Switch, Solenoid	1									
†	Switch, Solenoid - #P15-80			1							
191P715	Switch, Solenoid				1						
†	Washer, Armature Thrust (Pkg. - use as required)										
	- #P90-263					1					
†	Washer Package, Thrust - #P90-503	1									
†	Washer, Thrust - Commutator End (1/32")-#P36-35				*						
†	Washer, Thrust - Commutator End (1/32") -										
	#P36-35P (25)		*	*							
†	Washer, Thrust - Commutator End (3/64")-#P36-36				*						
†	Washer, Thrust - Commutator End (3/64") -										
	#P36-36P (25)		*	*							
†	Washer, Thrust - Commutator End (1/16")-#P36-37				*						
†	Washer, Thrust - Commutator End (1/16") -										
	#P36-37P (25)		*	1							
†	Washer, Thrust - Commutator End (.080") -										
	#P36-317P (25)		*								
†	Washer, Thrust - Drive End (.065") - #P36-30				1						
†	Washer, Thrust - Drive End - #P36-48P (25)			1							
†	Yoke - #P23-8			1							
†	Yoke Package - #P90-54	1									
†	Yoke - #P23-6				1						

† - Check Starter Nameplate and Order these Parts from Your Nearest Dealer. Give Starter Model, Description and Part Number (after description).

* - Quantity used as required.

ACCESSORY SECTION

MAGNETO PARTS

ASSEMBLY NUMBERS

PART NUMBER	DESCRIPTION	162A257										
†	Arm, Breaker - Sold only as part of 162-270	1										
162-52	Arm, Trip - Wico #A-179X	1										
†	Bearing and Cage Assembly - Wico #X7672	1										
162-266	Bearing, Rotor - Wico #7617	1										
†	Bracket, Terminal - Wico #X7724	1										
†	Bushing, Breaker Plate - Wico #5610	1										
†	Cage, Bearing - Wico #5567	1										
†	Clamp, Coil Core - Wico #5633	2										
162-269	Coil - Includes Core - Wico #X7895C	1										
162-267	Condenser - Wico #X7720	1										
162A264	Connection Unit, Ground - Wico #X14087	1										
†	Cover Only - Sold only as part of X7910	1										
†	Cover Unit - Wico #7910	1										
†	Cup, Drive - Wico #2061A	1										
162-259	Cup, Spring Retaining - Wico #7878	1										
†	Felt, Breaker Arm - Wico #7644	1										
162-263	Ferrule, Shielding - Wico #7883	1										
†	Fixed Contact Group - Sold only as part of											
	162-270	1										
†	Flange, Driven - Wico #X2286	1										
162-268	Gasket, Cover - Wico #7871	1										
†	Gasket, Impulse Stop #5519	1										
160B674	Gear, Drive	1										
†	Housing Assembly - Wico #X14091	1										
162-245	Impulse Stop Group - Wico #X5549	1										
†	Impulse Coupling Unit - Wico #X14088	1										
†	Lead, Breaker to Condenser - Wico #X7872	1										
†	Lock, Breaker Arm - Wico #4210	1										
†	Nameplate - Wico #5543	1										
162-261	Nut, Ground Connector - Wico #14089	1										

† - Order Wico Magneto Parts from nearest Wico Dealer or Wico Special Products Division, Globe Union Inc., West Springfield, Massachusetts. Give Magneto Type, Spec and Serial Number.

13

ASSEMBLY NUMBERS

† - Order Wico Magneto Parts from nearest Wico Dealer or Wico Special Products Division, Globe Union Inc., West Springfield, Massachusetts. Give Magneto Type, Spec and Serial Number.

ACCESSORY SECTION

15

HOUSING ASSEMBLIES

ASSEMBLY NUMBERS

PART NO.	DESCRIPTION	405A1356	405A1357	405A1387	405A1389	405A1413	405A1414	405A1415	405A1416	405A1417	405A1418	405A1419	405A1420	405A1715	405A1716	405A1717	405A1718	405A1773
234B228	Band, End Bell			1	1				1	1	1	1						
403B679	Base, Skid	1	1	1	1	1	1	1	1	1	1	1	1	1	1	1	1	1
140B631	Band, Muffler	2	2	2	2	2	2	2	2	2	2	2						2
416A501	Bracket, Battery	2	2	2	2	2	2	2	2	2	2	2	2	2	2	2	2	
405A1341	Bracket, Stiffener Rail	2	2	2	2	2	2	2	2	2	2	2	2	2	2	2	2	2
402A290	Bushing, Spacer - Vibration Cushions				4	4	4	4	4	4	4	4	4	4	4	4	4	4
402A46	Bushing, Spacer - Vibration Mounts	4	4	4	4													
416A50	Cable, Battery				2	2	2	2	2	2	2	2	2	2	2	2	2	2
503-197	Clamp, Hose - Oil Drain	1	1	1	1	1	1	1	1	1	1	1	1	1	1	1	1	1
234B229	Cover, Static Exciter			1	1					1	1	1	1					
234B223	Cover, Static Exciter	1	1			1	1	1	1					1	1	1	1	1
402A276	Cushion, Vibration - Lower - Engine End	2	2	2	2													
402A278	Cushion, Vibration - Lower - Gen. End	2	2	2	2													
402A36	Cushion, Vibration - Upper	4	4	4	4													
402A284	Cushion, Vibration - Engine End				2	2	2	2	2	2	2	2	2	2	2	2	2	2
402A285	Cushion, Vibration - Generator End				2	2	2	2					2	2	2	2	2	2
402A286	Cushion, Vibration - Generator End								2	2	2	2						
134D1804	Duct, Exhaust Manifold	1	1	1	1	1	1		1		1		1	1				1
405B1329	Door, Panel - Rear	1		1		1		1	1	1			1			1		
405B1332	Door, Panel - Rear		1		1		1	1			1	1		1	1			1
505-43	Elbow, Pipe (1-1/2) - Exhaust	1	1	1	1	1	1	1	1	1	1	1						1
505-183	Elbow, Reducer (1-1/4 x 1-1/2) - Exhaust	1	1	1	1	1	1	1	1	1	1	1	1	1	1	1		1
406A105	Fastener, Side Panel	2	2	2	2	2	2	2	2	2	2	2	2	2	2	2	2	2
416B502	Frame, Battery Hold-down	1	1	1	1	1	1	1	1	1	1	1	1	1	1	1	1	
503A423	Hose, Flex - Gen. Air Duct	1	1	1	1	1	1	1	1	1	1	1	1	1	1	1	1	1
503-316	Hose, Oil Drain	1	1	1	1	1	1	1	1	1	1	1	1	1	1	1	1	1
406-2	Knob, Rear Door Panel	1	1	1	1	1	1	1	1	1	1	1	1	1	1	1	1	1
155A456	Muffler	1	1	1	1	1	1	1	1	1	1	1						1
505-100	Nipple, Pipe - Oil Drain - 1/2 x 1-1/8"	2	2	2	2	2	2	2	2	2	2	2	2	2	2	2	2	2
405B1330	Panel, Generator Access	1	1	1	1	1	1	1	1	1	1	1	1	1	1	1	1	1
405B1346	Panel, Left Side	1	1	1	1	1	1	1	1	1	1	1	1	1	1	1	1	1
405B1333	Panel, Lower - Engine End	1	1	1	1	1	1	1	1	1	1	1	1	1	1	1	1	1
405B1322	Panel, Rear - Gen. End	1		1		1		1	1	1			1			1		
405C1331	Panel, Rear - Gen. End		1		1		1	1			1	1		1	1			1

ACCESSORY SECTION

HOUSING ASSEMBLIES

ASSEMBLY NUMBERS

PART NO.	DESCRIPTION	405A1356	405A1357	405A1387	405A1389	405A1413	405A1414	405A1415	405A1416	405A1417	405A1418	405A1419	405A1420	405A1715	405A1716	405A1717	405A1718	405A1773
405B1347	Panel, Right Side	1	1	1	1	1	1		1		1		1	1				1
405C1355	Panel, Right Side						1	1		1		1			1	1		
405B1348	Panel, Top	1	1	1	1	1	1	1	1	1	1	1	1	1	1	1	1	1
405B1323	Panel, Upper - Engine End	1	1	1	1	1	1	1	1	1	1	1	1	1	1	1	1	1
516-39	Pin, Cotter - Shoulder Pin	2	2	2	2	2	2	2	2	2	2	2	2	2	2	2	2	2
405A1138	Pin, Shoulder	2	2	2	2	2	2	2	2	2	2	2	2	2	2	2	2	2
405B1345	Rail, Stiffener - Left Side	1	1	1	1	1	1	1	1	1	1	1	1	1	1	1	1	1
405B1344	Rail, Stiffener - Right Side	1	1	1	1	1	1	1	1	1	1	1	1	1	1	1	1	1
134D1249	*Shutter Assy., Duct & - With Temp. Switch Mtd. in Duct						1	1		1		1						
134C1737	*Shutter Assy., Duct & - Temp. Switch Mtd. on Cyl. Head						1	1		1		1						
134D1811	*Shutter Assy., Duct														1	1		
405A1673	Shield, Rain												1	1	1	1	1	1
402B282	Snubber, Shock Mounting - Rubber				4	4	4	4	4	4	4	4	4	4	4	4	4	4
526-161	Spacer, Generator Mount			2	2				2	2	2	2						
405B1139	Spring, Shoulder Pin	2	2	2	2	2	2	2	2	2	2	2	2	2	2	2	2	2
405A1181	Stop, Door	2	2	2	2	2	2	2	2	2	2	2	2	2	2	2	2	2
336A476	Strap, Ground - Engine to Frame	1	1	1	1	1	1	1	1	1	1	1	1	1	1	1	1	1
895P104	Stripping, Foam Weather (78")	1	1	1	1	1	1	1	1	1	1	1	1	1	1	1	1	1
520A490	Stud, Battery Hold-down	2	2	2	2	2	2	2	2	2	2	2	2	2	2	2	2	
155B849	Tube, Exhaust	1	1	1	1	1	1	1	1	1	1	1						1
504-11	Valve, Oil Drain	1	1	1	1	1	1	1	1	1	1	1	1	1	1	1	1	1
526-199	Washer, Cushion - Lower (29/64" I.D. x 3-1/4" O.D. x 1/8")				4	4	4	4	4	4	4	4	4	4	4	4	4	4
526-198	Washer, Cushion - Center (5/8" I.D. x 1-1/2" O.D. x 1/16")																	
526-14	Washer, Cushion - Upper (29/64" I.D. x 1-1/2" O.D. x 1/8")				4	4	4	4	4	4	4	4	4	4	4	4	4	4
526-115	Washer, Shoulder Pin	2	2	2	2	2	2	2	2	2	2	2	2	2	2	2	2	2

* - See MISCELLANEOUS ASSEMBLIES in this Section for Component Parts.

17

ASSEMBLY NUMBERS

[illegible]

ACCESSORY SECTION

MISCELLANEOUS ASSEMBLIES PARTS

ASSEMBLY NUMBERS

PART NUMBER	DESCRIPTION	123K748	123K906	123K1077	134D1249	134D1536	134C1737	134C1738	134D1811	403A833
123A928	Cap & Adapter, Oil Regulator - Includes #123A191									
	Gasket		1							
503-183	Clamp, Hose - For 11/16" Hose	2	2	2						
503-189	Clamp, Hose - For 1-1/8" Hose	2								
503-197	Clamp, Hose - Oil Drain								1	
518-6	Clip, Rod End (L.H.)				1	1	1	1	2	
518-4	Clip, Rod End (R.H.)								1	
870-178	Clip, "U" - 1/4 x 20								3	
402A284	Cushion, Vibration - Engine End									2
402A285	Cushion, Vibration - Generator End									2
134D1804	Duct, Air Outlet				1	1	1	1	1	
505-37	Elbow, Pipe - 1/8 - 90°	1								
309A85	Element, Vernatherm				1	1	1	1	1	
416B502	Frame, Battery Hold-down									1
102B451	Gasket, Oil Base			1						
123A667	Gasket, Oil Fill Tube	1								
508A2	Grommet, Rubber - For 1/2" Hole				1	1	1	1	1	
503-305	Hose, Oil (3/8" I.D. x 11/16" x 42")	1	1	1						
503-200	Hose, Oil (3/4" I.D. x 1-1/8" O.D. x 36")	1								
503-316	Hose, Oil Drain									1
150P998	Joint, Ball - Control Rod				1	1	1	1	1	
336A1588	Lead, Hi-Temperature Switch - 30"						1	1		
336A1589	Lead, Hi-Temperature Switch - 36"						1	1		
123C329	Maintainer, Oil	1								
505-98	Nipple, Close - 1/8 x 3/4"	1								
505-100	Nipple, Close - 1/2 x 1-1/8"	3								
505-325	Nipple, Half - 1/8 x 1-3/16"	2	1	1						
505-2	Nipple, Long - 1/2 x 3"									1
505-78	Nipple, Pipe - 1/2 x 2-1/2"	1								
505-100	Nipple, Pipe - Oil Drain (1/2 x 1-1/8")									1
505-105	Nipple, Short - 1/4 x 1-1/2"			1						

19

ASSEMBLY NUMBERS

[illegible]

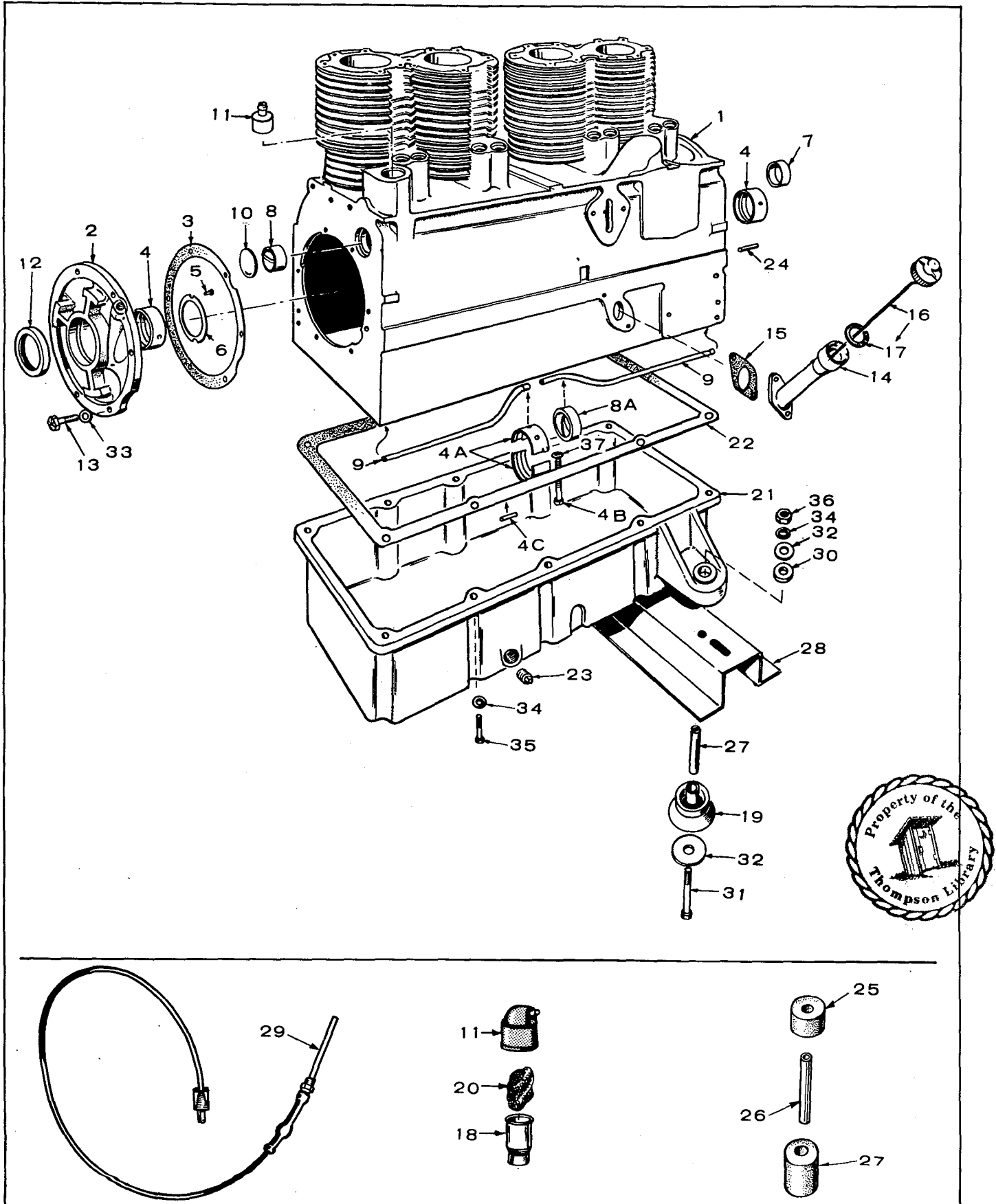
MISCELLANEOUS ASSEMBLIES PARTS

INSTRUCTIONS FOR USING THE MASTER PARTS CATALOG

- 1. CHECK UNIT NAMEPLATE FOR CORRECT MODEL AND SPEC NUMBER.**
- 2. LOCATE MODEL IN MODEL INDEX SECTION.**
- 3. SEE MODEL DATA SECTION FOR SPECIAL PARTS.**
- 4. SELECT STANDARD PARTS FROM APPROPRIATE SECTION.**

TYPICAL ILLUSTRATIONS

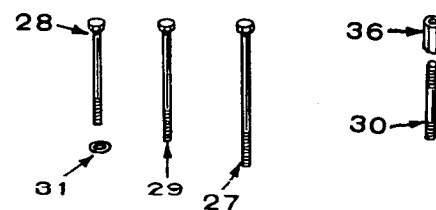
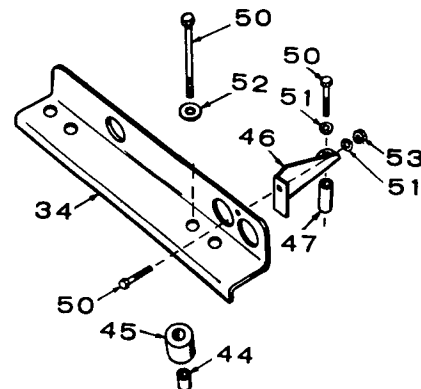
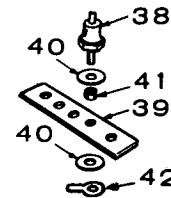
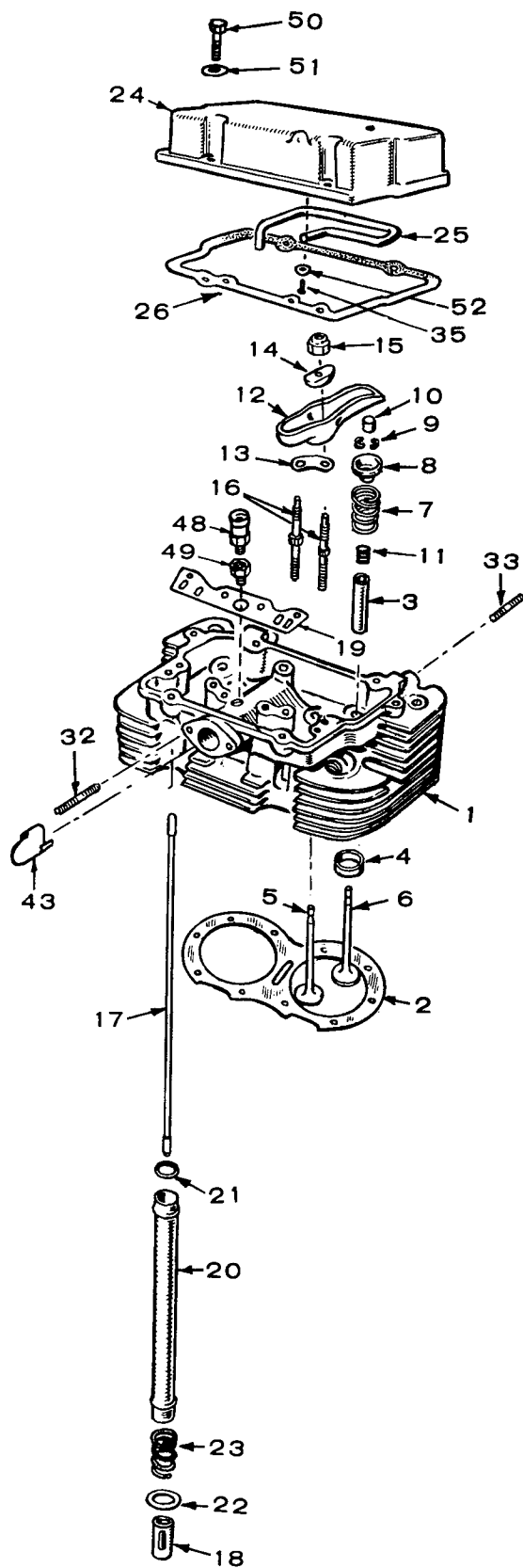
PARTS ILLUSTRATED ARE TYPICAL OF THE JC SERIES GENERATOR PLANTS BUT DO NOT REFER TO ANY SPECIFIC MODEL. THIS SECTION IS A REFERENCE AS TO THE NOUN USED TO DESCRIBE PARTS LISTED IN THE ENGINE, GENERATOR, CONTROL AND ACCESSORY SECTION. FOR PART NUMBERS FOR ANY GIVEN UNIT CHECK THE DESCRIPTION IN THE APPROPRIATE SECTION.



CYLINDER BLOCK AND OIL BASE GROUP

CYLINDER BLOCK & OIL BASE GROUP
(Refer to Engine Section for Part Numbers)

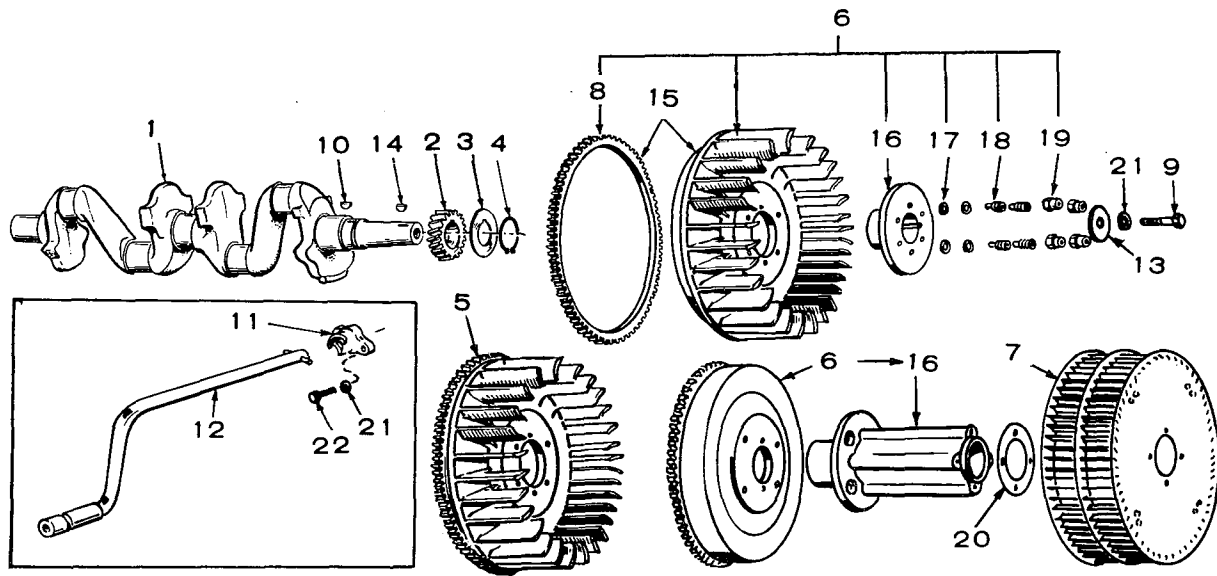
- | | | | |
|-----|------------------------------|-----|--------------------|
| 1. | Block Assembly | 19. | Cushion, Vibration |
| 2. | Plate | 20. | Baffle, Breather |
| 3. | Gasket Kit | 21. | Base, Oil |
| 4. | Bearing, Main - Front & Rear | 22. | Gasket, Oil Base |
| 4A. | Bearing Half, Main - Center | 23. | Plug, Pipe |
| 4B. | Bolt, Center Bearing Hsg. | 24. | Pin, Dowel |
| 4C. | Pin, Center Bearing Hsg. | 25. | Cushion - Upper |
| 5. | Pin | 26. | Cushion - Lower |
| 6. | Washer, Thrust | 27. | Bushing, Spacer |
| 7. | Bearing, Cam - Front | 28. | Support |
| 8. | Bearing, Cam - Rear | 29. | Heater, Oil Base |
| 8A. | Bearing, Cam - Center | 30. | Snubber |
| 9. | Tube, Oil | 31. | Bolt, Carriage |
| 10. | Plug | 32. | Washer |
| 11. | Cap, Breather | 33. | Washer, Flat |
| 12. | Seal | 34. | Washer, Lock |
| 13. | Bolt, Place | 35. | Screw |
| 14. | Tube, Oil Fill | 36. | Nut |
| 15. | Gasket, Fill Tube | | |
| 16. | Cap and Indicator | | |
| 17. | Gasket, Cap | | |
| 18. | Tube, Breather | | |



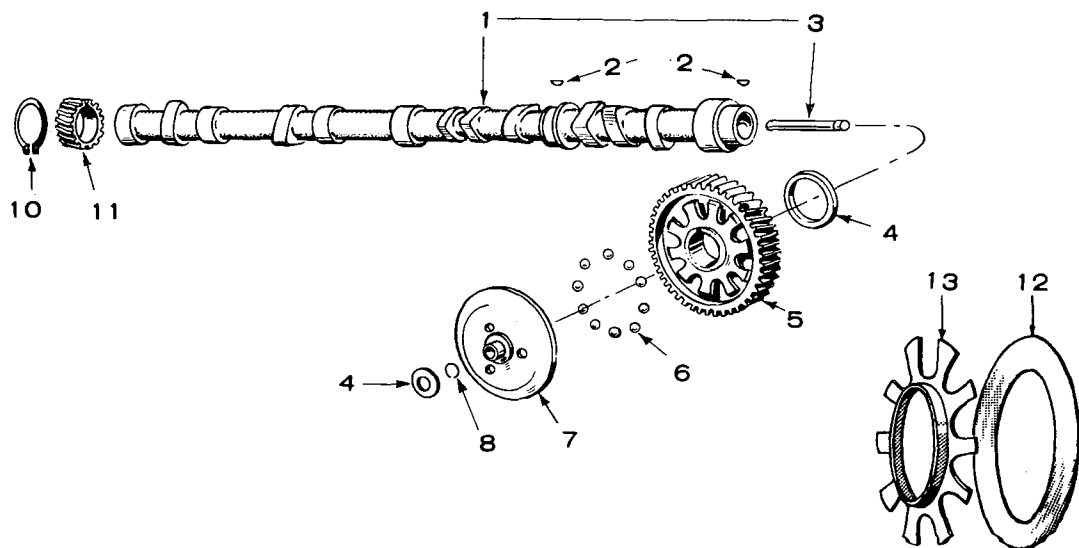
CYLINDER HEAD, VALVE AND ROCKER GROUP

CYLINDER HEAD, VALVE & ROCKER GROUP
(Refer to Engine Section for Part Numbers)

- | | |
|------------------------------|-------------------------------|
| 1. Head, Cylinder | 26. Gasket, Rocker Cover |
| 2. Gasket, Head | 27,28,29. Screw, Cyl. Head |
| 3. Guide, Valve | 30. Stud, Cyl. Head |
| 4. Insert | 31. Washer |
| 5. Valve, Intake | 32. Stud, Carburetor |
| 6. Valve, Exhaust | 33. Stud, Exh. Manifold |
| 7. Spring, Valve | 34. Bracket, Lifting |
| 8. Retainer | 35. Screw, Oil Line |
| 9. Lock | 36. Nut, Extension |
| 10. Cap | 37. Bar Assy., Lifting |
| 11. Seal, Oil | 38. Switch, Hi-Temp. |
| 12. Arm, Rocker | 39. Bracket, Switch |
| 13. Lock, Stud | 40. Washer, Insulator |
| 14. Ball | 41. Insulator, Sleeve |
| 15. Locknut | 42. Terminal, Switch |
| 16. Studs & Lock, Rocker Arm | 43. Baffle, Fuel Distribution |
| 17. Rod | 44. Bushing, Spacer |
| 18. Tappet, Valve | 45. Cushion |
| 19. Guide, Push Rod | 46. Brace |
| 20. Shield, Push Rod | 47. Spacer |
| 21. Seal, "O" Ring | 48. Valve, PCV |
| 22. Washer | 49. Adapter |
| 23. Spring | 50. Screw |
| 24. Cover, Rocker | 51. Washer, Lock |
| 25. Line, Oil | 52. Washer, Flat |
| | 53. Nut |



CRANKSHAFT AND FLYWHEEL GROUP



CAMSHAFT GROUP

CRANKSHAFT & FLYWHEEL GROUP

(Refer to Engine Section for Part Numbers)

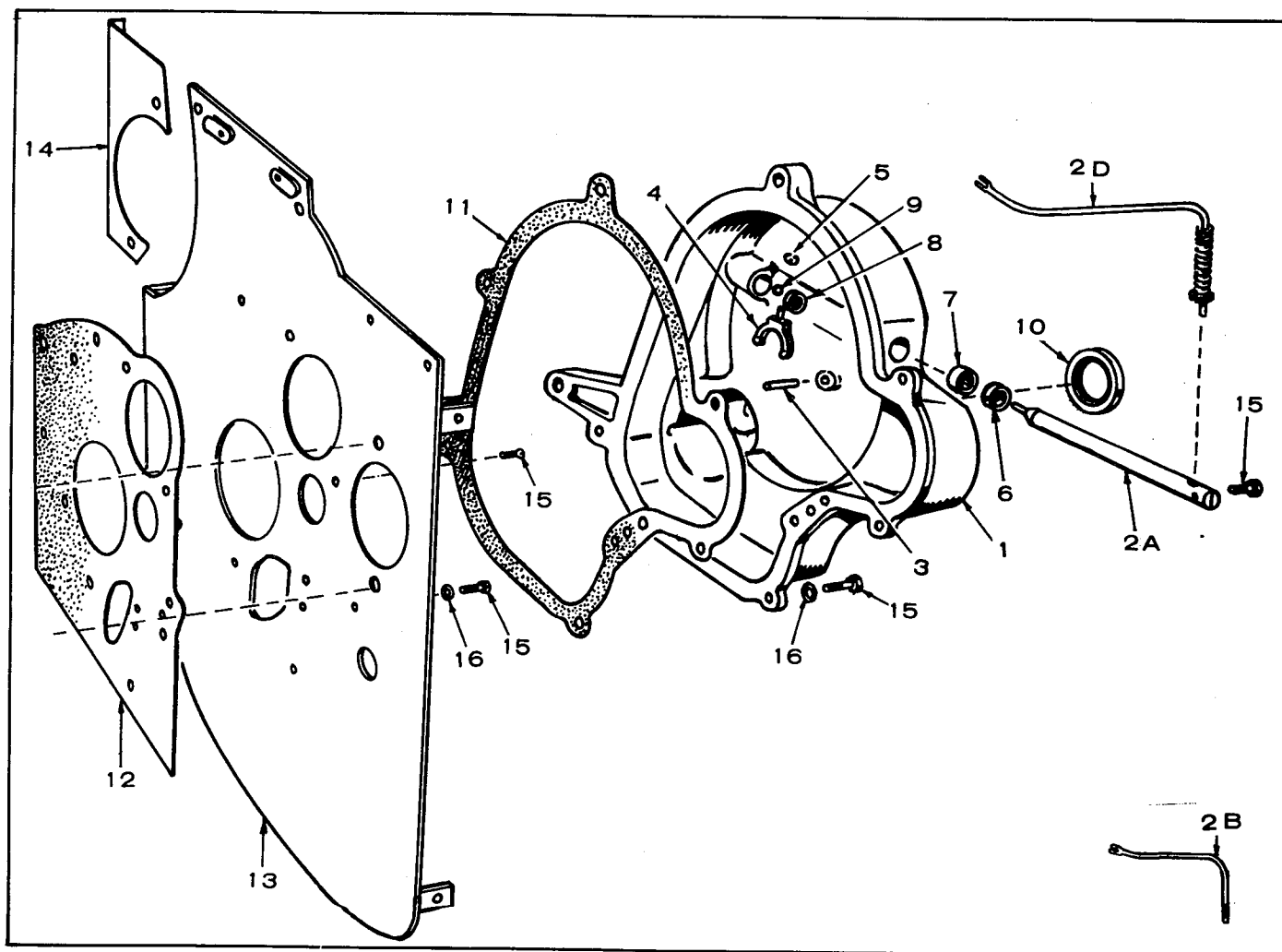
1. Crankshaft
2. Gear
3. Washer, Retainer
4. Ring, Lock
5. Flywheel & Ring Gear
6. Flywheel - Includes Gear & Hub
7. Wheel, Blower
8. Gear, Ring
9. Screw, Flywheel
10. Key, Gear
11. Crankdog
12. Crank
13. Washer, Flywheel
14. Key, Flywheel
15. Flywheel & Ring Gear
16. Hub, Flywheel
17. Washer
18. Spacer & Washer Assy.
19. Nut
20. Plate, Blower Wheel
21. Washer, Lock
22. Screw

CAMSHAFT GROUP

(Refer to Engine Section for Part Numbers)

1. Camshaft & Center Pin
2. Key, Camshaft Gear
3. Pin, Center
4. Washer, Thrust
5. Gear, Camshaft
6. Ball, Fly
7. Cup, Governor
8. Ring
9. Washer, Thrust - Governor Yoke
10. Ring, Distributor Drive
11. Gear, Distributor Drive
12. Plate, Governor Flyball
13. Spacer, Governor Flyball

PISTON AND CONNECTING ROD GROUP



GEAR COVER GROUP

PISTON & CONNECTING ROD GROUP

(Refer to Engine Section for Part Numbers)

1. Ring Set
 2. Piston & Pin
 3. Pin, Piston
 4. Ring, Retaining
 5. Rod Assembly
 6. Bearing Half, Rod
 7. Bushing
 8. Bolt, Place
-
-

GEAR COVER GROUP

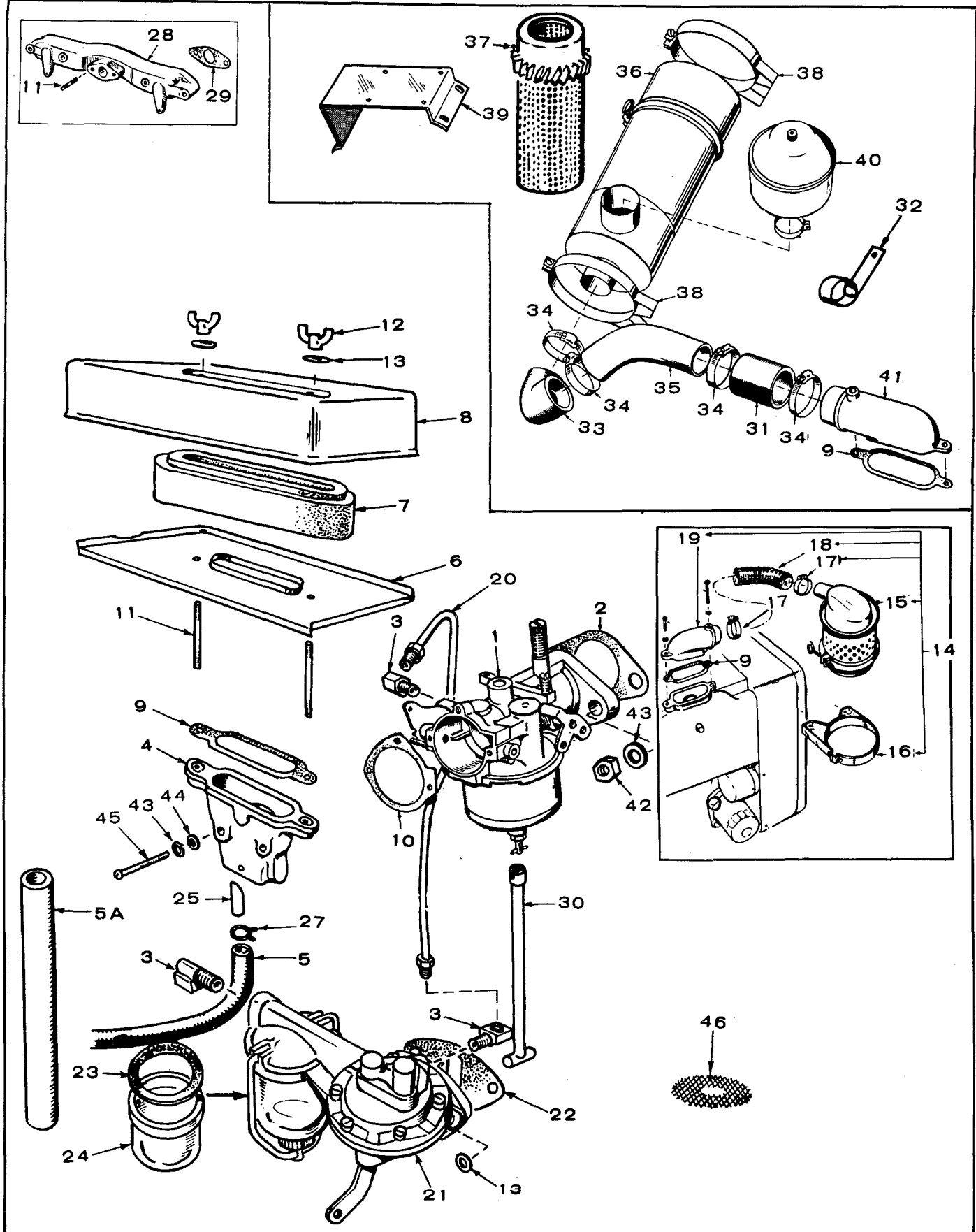
(Refer to Engine Section for Part Numbers)

1. Cover Assembly, Gear
2. Shaft, Governor
- 2B. & D. Arm, Governor
3. Pin, Roll
4. Yoke, Governor
5. Ring, Yoke
6. Seal, Oil
7. Bearing (1/2")
8. Bearing (1/4")
9. Ball, Bearing
10. Seal, Oil
11. Gasket, Gear Cover
12. Gasket, Backplate
13. Backplate
14. Baffle, Backplate
15. Screw
16. Washer



OIL SYSTEM GROUP
(Refer to Engine Section for Part Numbers)

1. Pump, Oil
2. Gasket Kit
3. Cup, Oil Intake
4. Filter
5. Gasket, Adapter
6. Adapter
7. Gauge, Oil
8. Elbow, Street
9. Plug, Pipe
10. Elbow, Inv. Male
11. Line
12. Tee, Restricted
13. Valve, By-Pass
14. Spring
15. Plug, Pipe
16. Connector
17. Switch
18. Bracket
19. Tee
20. Washer, Lock
21. Screw



FUEL SYSTEM GROUP (GASOLINE)

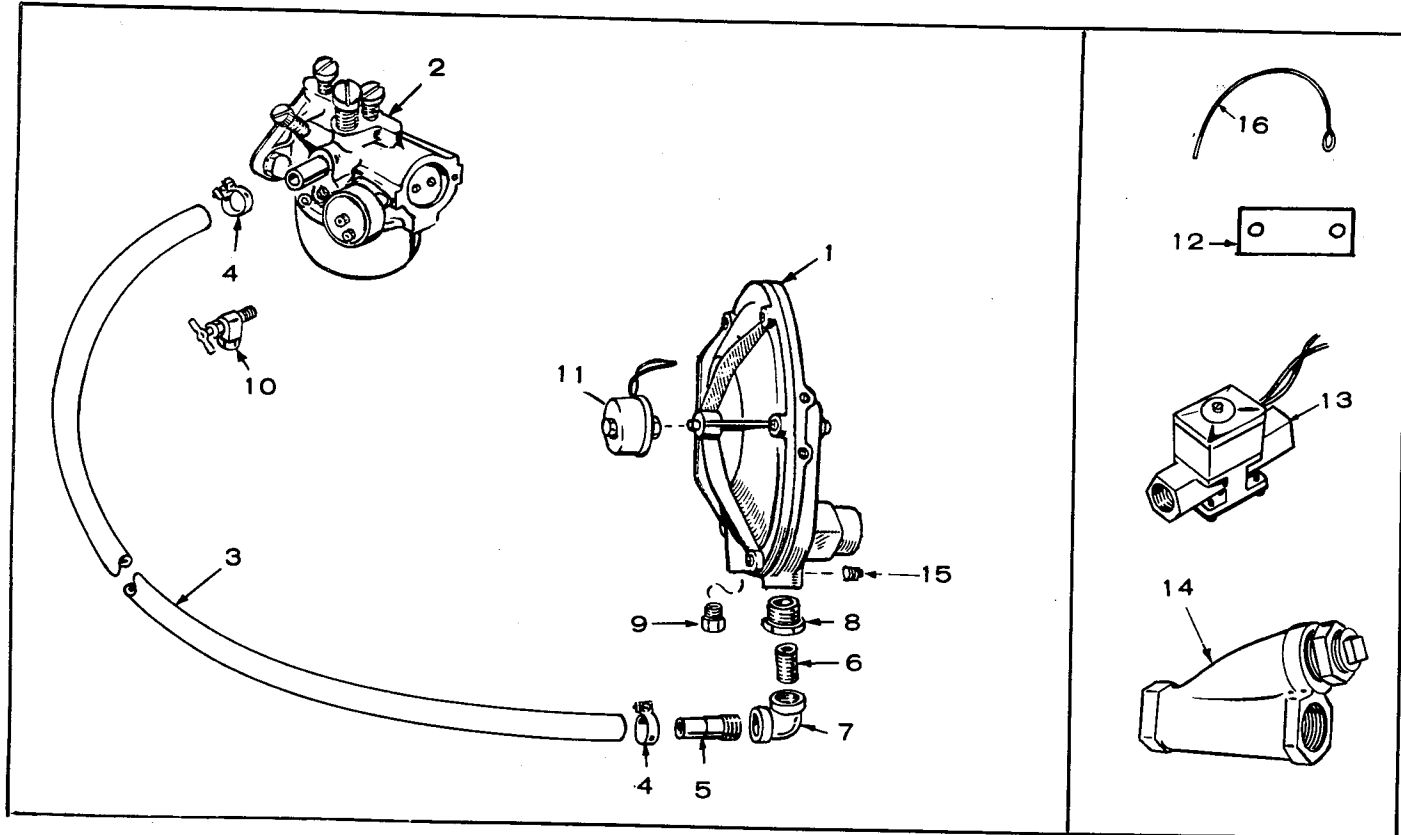
FUEL SYSTEM GROUP

(Refer to Engine Section for Part Numbers)

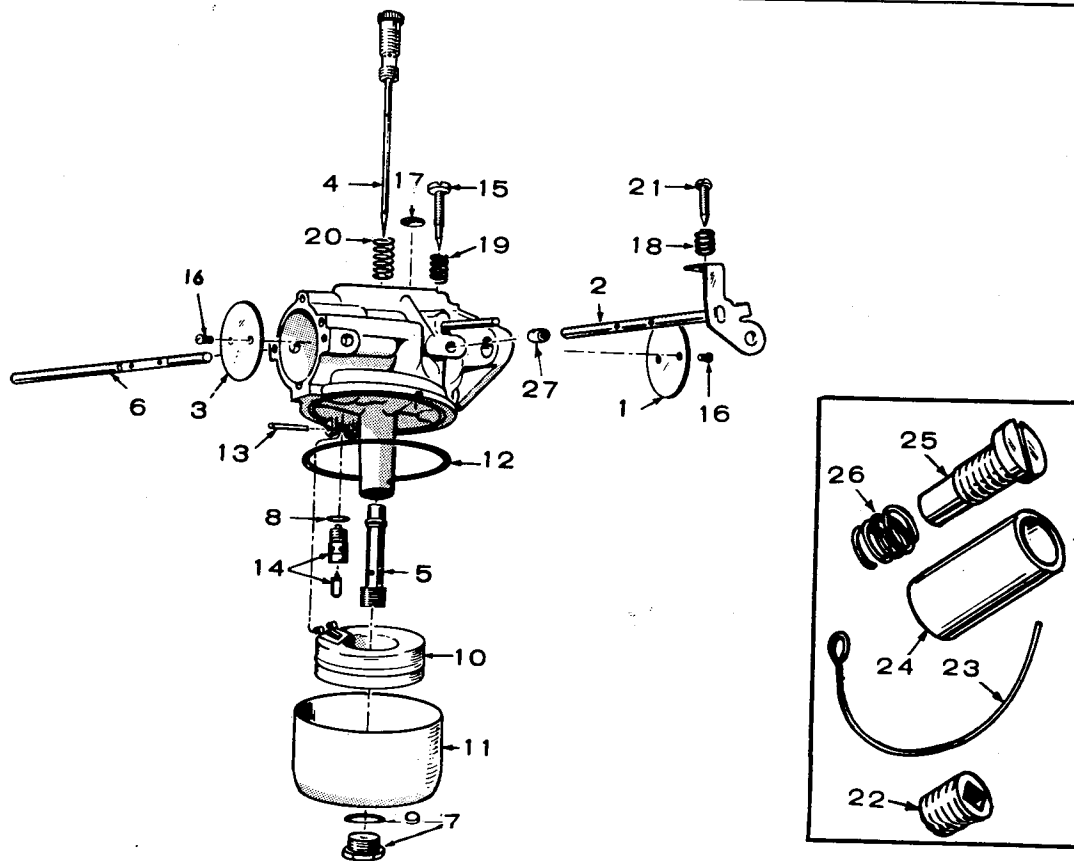
- | | |
|------------------------------|---------------------------|
| 1. Carburetor | 23. Gasket, Bowl |
| 2. Gasket, Carb. | 24. Bowl |
| 3. Elbow, Inv. Male | 25. Tube |
| 4. Adapter, Air Cleaner | 27. Clamp, Breather Hose |
| 5. Hose, Breather | 28. Manifold, Intake |
| 6. Pan | 29. Gasket, Manifold |
| 7. Element & Retainer | 30. Rod, Adjusting |
| 8. Cover | 31. +Hose, Connector |
| 9. Gasket, Air Cleaner | 32. +Support, Hose |
| 10. Gasket, Adapter to Carb. | 33. +Elbow, Rubber |
| 11. Stud | 34. +Clamp, Hose |
| 12. Nut | 35. +Tube, Air Inlet |
| 13. Washer | 36. +Cleaner, Air |
| 14. *Cleaner Kit | 37. +Element |
| 15. *Cleaner, Air | 38. +Band, Mounting |
| 16. *Band | 39. +Bracket |
| 17. *Clamp, Hose | 40. +Pre-Cleaner, Plastic |
| 18. *Hose, Air Cleaner | 41. +Adapter, Hose |
| 19. *Adapter, Hose | 42. Nut |
| 20. Line | 43. Washer, Lock |
| 21. Pump, Fuel | 44. Washer, Flat |
| 22. Gasket, Fuel Pump | 45. Screw |
| | 46. Screen, Fuel Pump |

* - These Parts Also Listed in Accessory Section.

+ - These Part Numbers Listed in Model Data Section.



OPTIONAL FUEL SYSTEM GROUP (GAS AND COMBINATION GAS-GASOLINE)



CARBURETOR PARTS GROUP

OPTIONAL FUEL SYSTEM GROUP

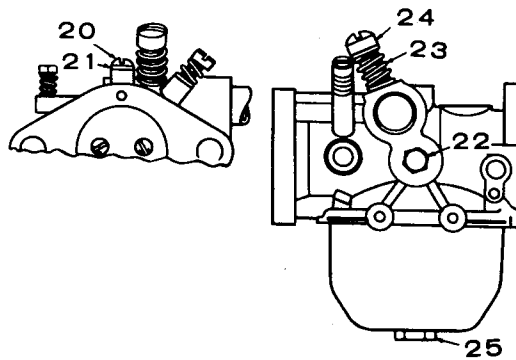
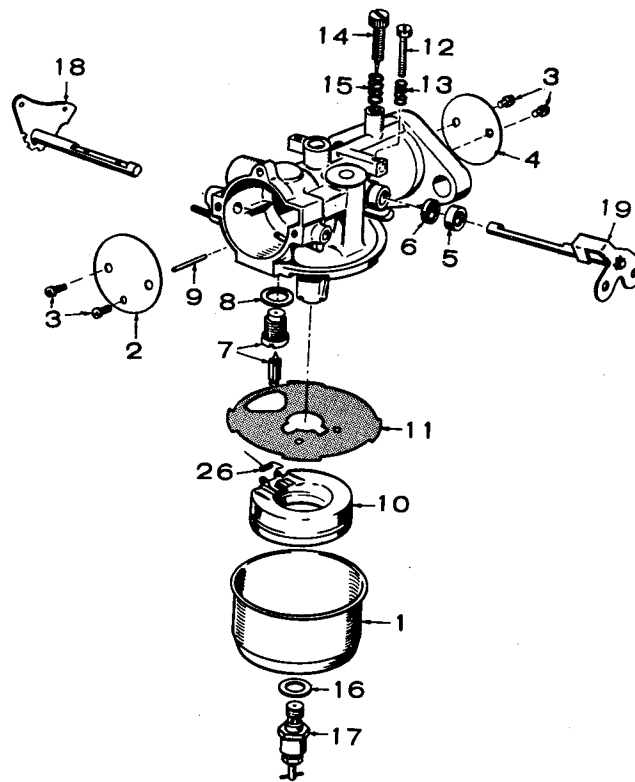
(Refer to Engine Section for Part Numbers)

1. Regulator, Gas
 2. Carburetor
 3. Hose
 4. Clamp, Hose
 5. Connector
 6. Nipple, Pipe
 7. Elbow, Pipe
 8. Bushing, Pipe
 9. Vent, Regulator
 10. Valve, Shut-Off
 11. Primer, Solenoid
 12. Plate
 13. Valve, Solenoid
 14. Strainer, Fuel
 15. Plug
 16. Lock Wire
-

CARBURETOR PARTS GROUP

(Refer to Accessory Section for Part Numbers)

- | | |
|-------------------------|----------------------------|
| 1. Valve, Throttle | 15. Screw, Idle |
| 2. Shaft, Throttle | 16. Screw, Valve |
| 3. Valve, Choke | 17. Plug, Expansion |
| 4. Needle, Idle & Speed | 18. Spring, Throttle Screw |
| 5. Nozzle | 19. Spring, Idle Screw |
| 6. Shaft, Choke | 20. Spring, Needle |
| 7. Screw & Gasket | 21. Screw, Throttle Lever |
| 8. Gasket, Fuel Valve | 22. Plug, Pipe |
| 9. Gasket, Bowl Screw | 23. Wire, Choke Lock |
| 10. Float & Lever | 24. Tube, Gas Inlet |
| 11. Bowl | 25. Needle, Gas Adj. |
| 12. Gasket, Bowl Ring | 26. Spring, Gas Needle |
| 13. Pin, Float | 27. Bearing, Needle |
| 14. Valve, Fuel Inlet | |



CARBURETOR PARTS GROUP

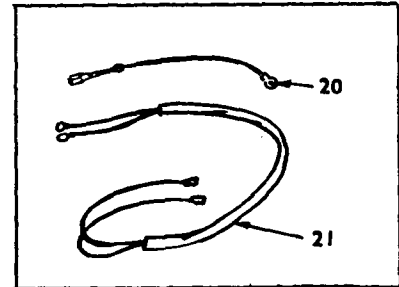
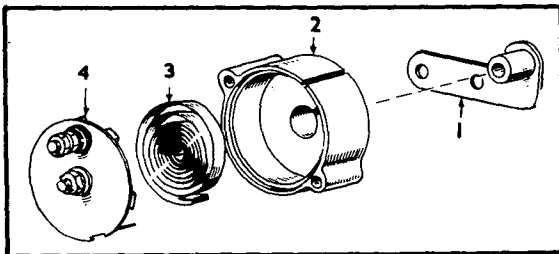
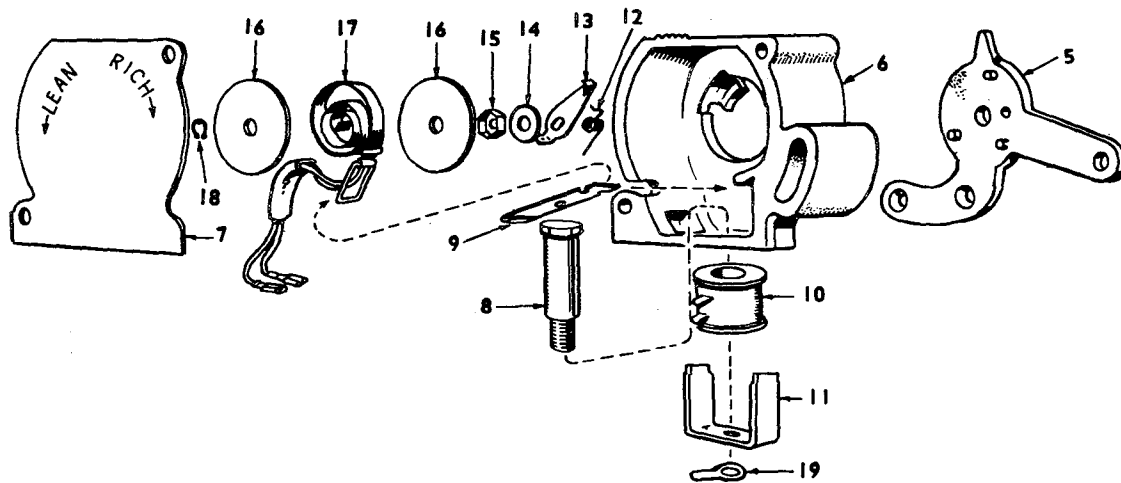
CARBURETOR PARTS GROUP

(Refer to Accessory Section for Part Numbers)

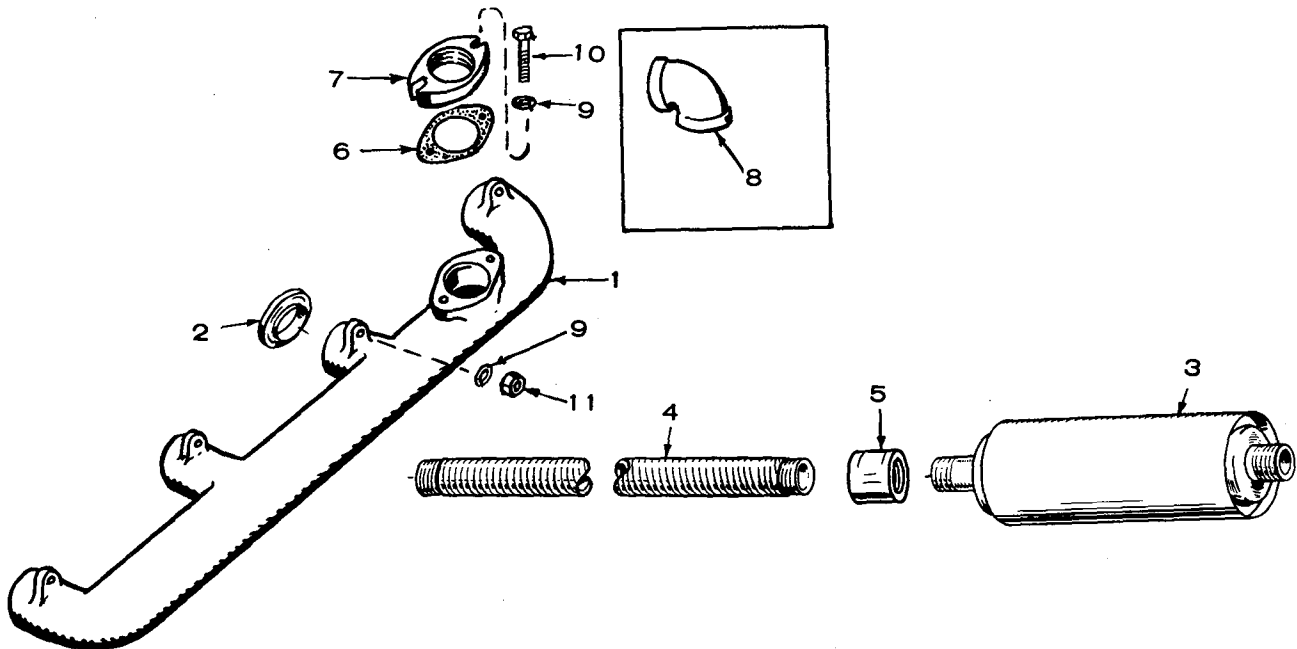
- | | |
|---------------------------|----------------------------------|
| 1. Bowl | 14. Needle, Idle Adjusting |
| 2. Plate, Choke | 15. Spring, Idle Needle |
| 3. Screw & Washer, Plate | 16. Washer, Main Jet Assy. |
| 4. Plate, Throttle | 17. Jet Assy., Main (Adjustable) |
| 5. Retainer, Seal | 18. Shaft, Choke |
| 6. Seal, Rubber | 19. Shaft, Throttle |
| 7. Valve Seat Assy., Fuel | 20. Screw |
| 8. Washer, Fuel Valve | 21. Washer |
| 9. Shaft, Float | 22. Plug, Pipe |
| 10. Float Assy. | 23. Spring, Main Gas Needle |
| 11. Gasket, Bowl to Body | 24. Needle, Main Gas Adjusting |
| 12. Screw, Throttle Stop | 25. Nut, Bowl |
| 13. Spring, Throttle Stop | 26. Spring Float |

Carburetor Parts Group - Begin Spec R

NOTE: See separate group for carburetor parts prior to Spec R.



CHOKE GROUP



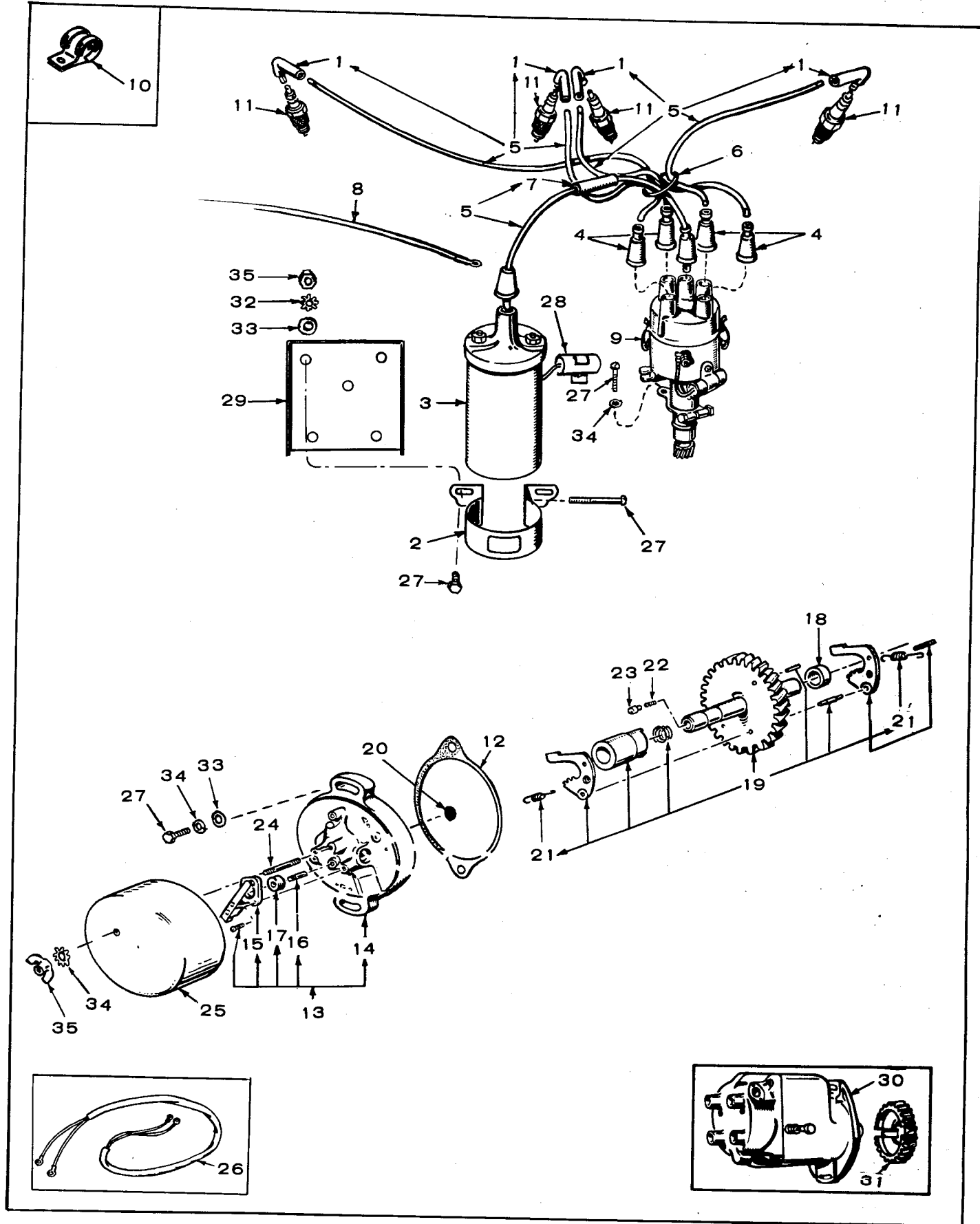
EXHAUST GROUP

CHOKE GROUP(Refer to Engine Section for Part Numbers)

1. Adapter
2. Bracket
3. Element
4. Cover Assembly
5. Plate
6. Body
7. Cover
8. Core, Solenoid
9. Armature
10. Coil, Solenoid
11. Frame, Solenoid
12. Spring
13. Lever, Thermostat
14. Washer
15. Palnut
16. Insulator
17. Heater Assembly
18. Ring, Retaining
19. Terminal, Ground
20. Lead, Choke
21. Harness, Choke

EXHAUST GROUP(Refer to Engine Section for Part Numbers)

1. Manifold, Exhaust
2. Gasket, Manifold
3. Muffler
4. Tube, Exhaust
5. Coupling, Pipe
6. Gasket, Exhaust Outlet
7. Flange
8. Elbow, Pipe
9. Washer
10. Screw
11. Nut



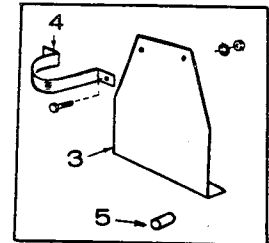
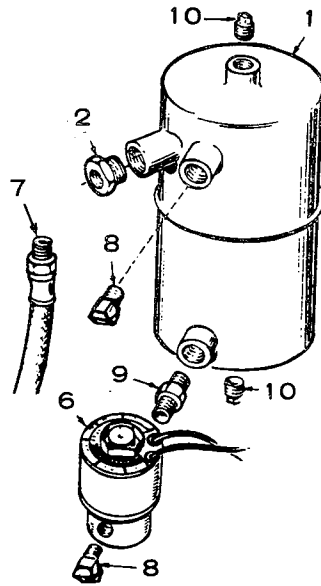
IGNITION GROUP

IGNITION GROUP

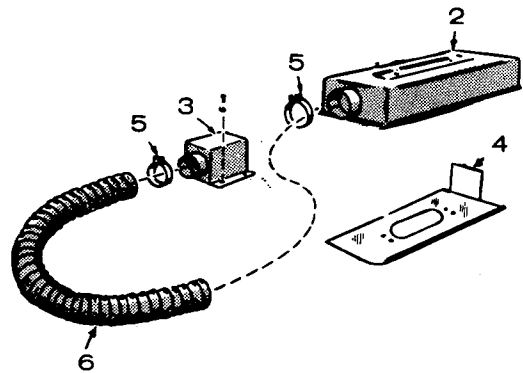
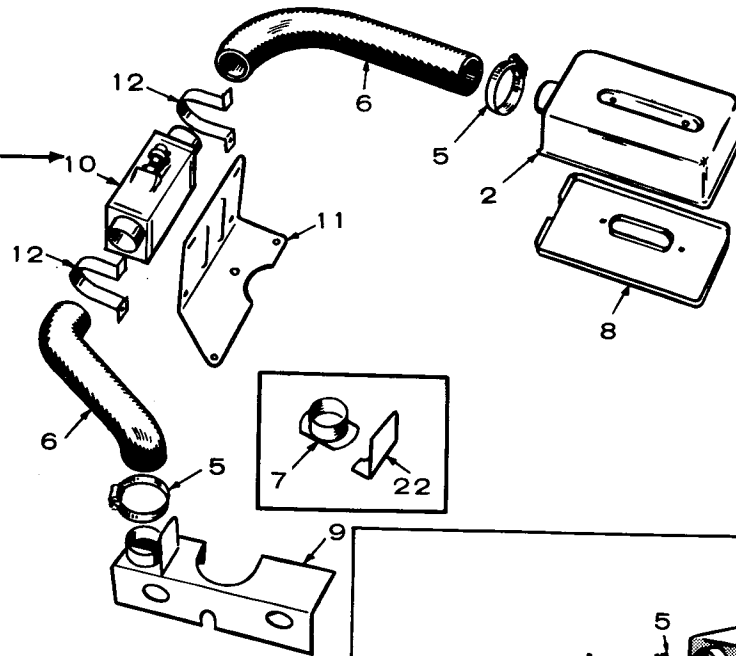
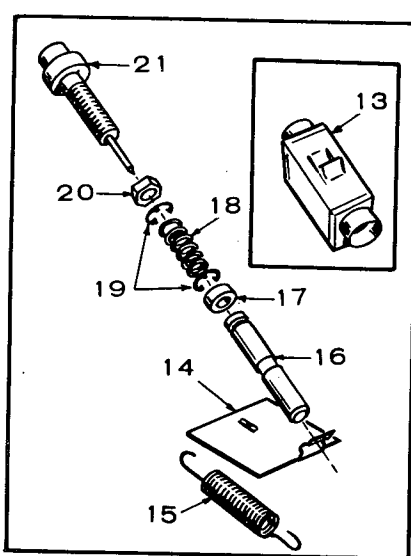
(Refer to Engine Section for Part Numbers)

- | | |
|--------------------------------|------------------------|
| 1. Suppressor, Spark Plug | 19. Assy., Timing |
| 2. Clamp, Coil | 20. Disc. Thrust |
| 3. Coil, Ignition | 21. Spring, Weight |
| 4. Nipple | 22. Spring, Plunger |
| 5. Cable | 23. Plunger, Thrust |
| 6. Ring, "O" | 24. Stud, Cover |
| 7. Suppressor, Dist. | 25. Cover, Breaker |
| 8. Lead | 26. Harness, Wiring |
| 9. Distributor | 27. Screw |
| 10. Ciip | 28. Condenser, Coil |
| 11. Plug, Spark | 29. Bracket, Coil |
| 12. Gasket, Breaker Plate | 30. *Magneto |
| 13. Plate Assembly | 31. *Gear, Magneto |
| 14. Plate Only | 32. Washer, Shakeproof |
| 15. Switch Assembly | 33. Washer, Flat |
| 16. Plunger | 34. Washer, Lock |
| 17. Diaphragm, Breaker Plunger | 35. Nut |
| 18. Spacer | |

* - Optional Equipment, listed in Model Data Section.



RESERVOIR (DAY) TANK GROUP (OPTIONAL)



CARBURETOR AIR HEATER GROUP (OPTIONAL)

RESERVOIR (DAY) TANK GROUP

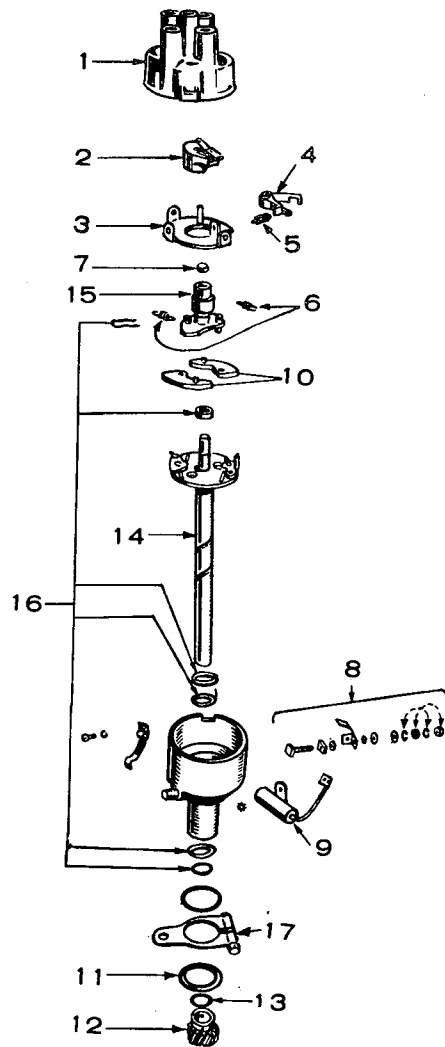
(Refer to Accessory Section for Part Numbers)

1. Tank, Reservoir
 2. Reducer, Restricted
 3. Bracket, Tank
 4. Band, Tank
 5. Spacer, Tank
 6. Valve, Solenoid
 7. Line, Fuel
 8. Elbow
 9. Nipple, Hex
 10. Plug
-

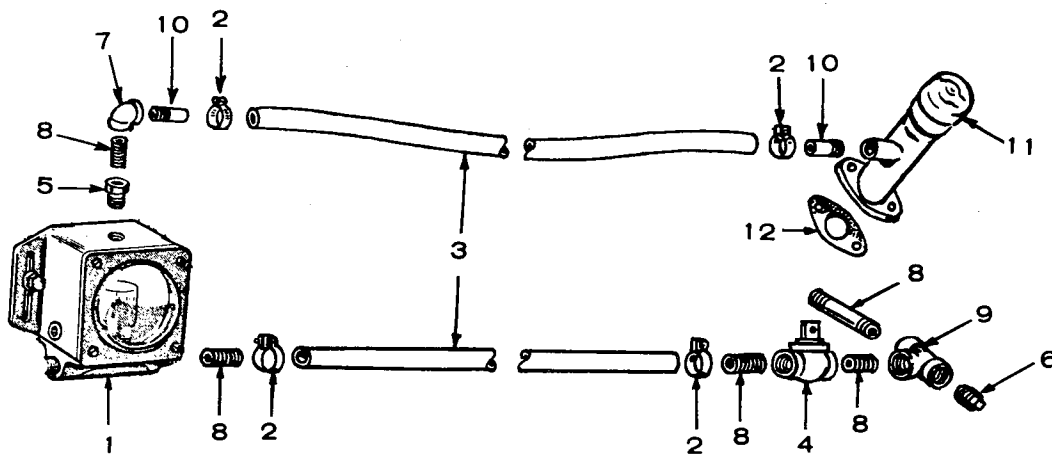
CARBURETOR AIR HEATER GROUP

(Refer to Accessory Section for Part Numbers)

1. Kit, Air Heater
2. Cover, Air Cleaner
3. Box, Air Outlet
4. Cover, Pan
5. Clamp, Hose
6. Hose
7. Adapter
8. Pan
9. Plenum
10. Control Assembly
11. Support
12. Clamp, Support
13. Housing
14. Shutter
15. Spring, Shutter
16. Plunger
17. Spacer
18. Spring, Vernatherm
19. Ring
20. Palnut
21. Vernatherm
22. Shield



DISTRIBUTOR PARTS GROUP



OIL LEVEL MAINTAINER GROUP (OPTIONAL)

DISTRIBUTOR PARTS GROUP

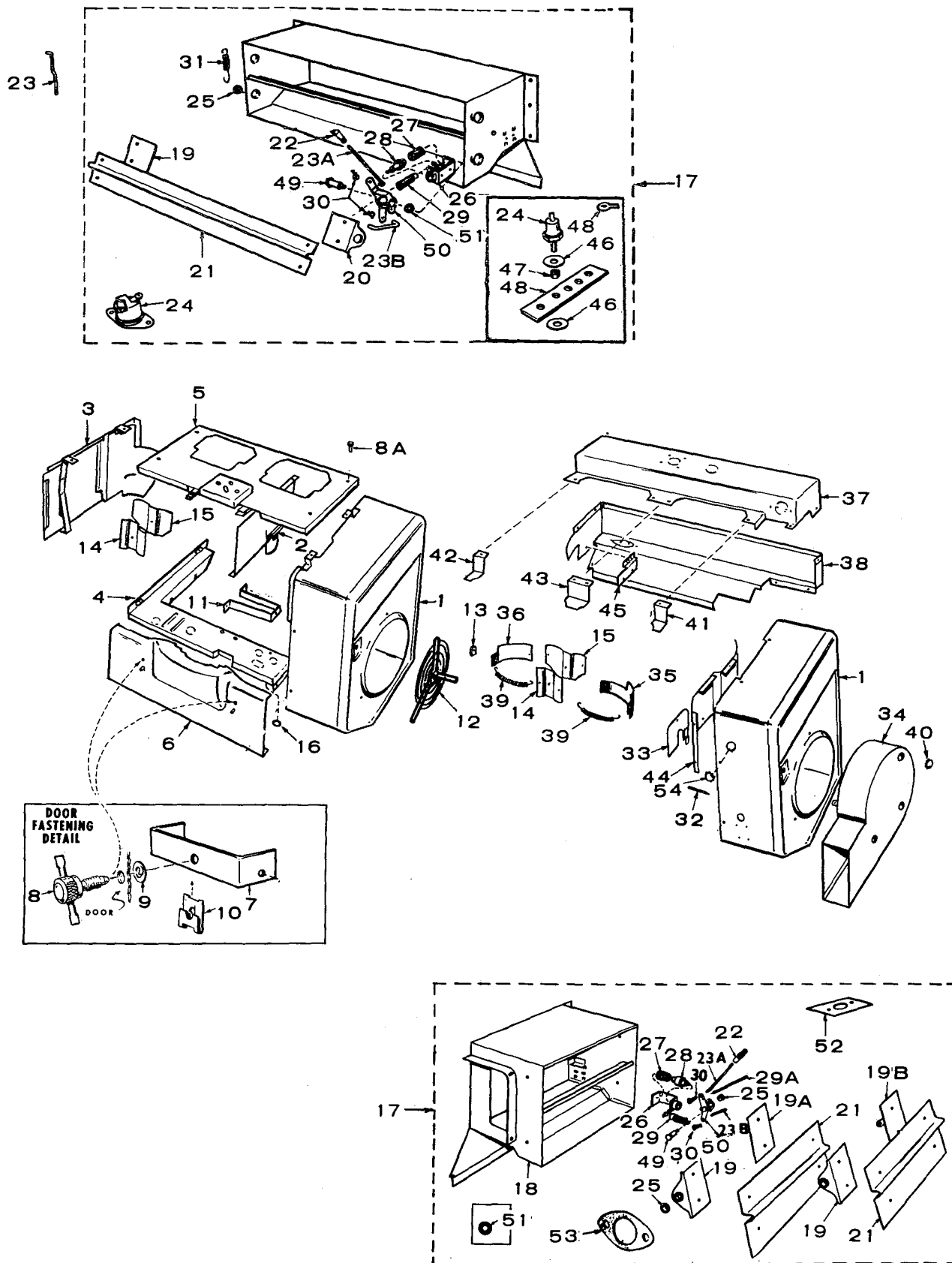
(Refer to Accessory Section for Part Numbers)

1. Cap
 2. Rotor
 3. Plate, Breaker
 4. Point Set
 5. Nut, Lock
 6. Spring Set
 7. Wick Package
 8. Terminal Stud & Parts Package
 9. Condenser
 10. Weight Set Governor
 11. Seal, Base
 12. Gear
 13. Ring
 14. Shaft
 15. Conn. and Stop Plate
 16. Bearing and Parts Package
 17. Ignition Advance Arm
-
-

OIL LEVEL MAINTAINER GROUP (OPTIONAL)

(Refer to Accessory Section for Part Numbers)

1. Maintainer Oil
2. Clamp, Hose
3. Hose
4. Valve, Shut-Off
5. Bushing, Reducer
6. Plug, Pipe
7. Elbow, Pipe
8. Nipple, Pipe
9. Tee, Pipe
10. Nipple, Half
11. Tube, Oil Fill
12. Gasket



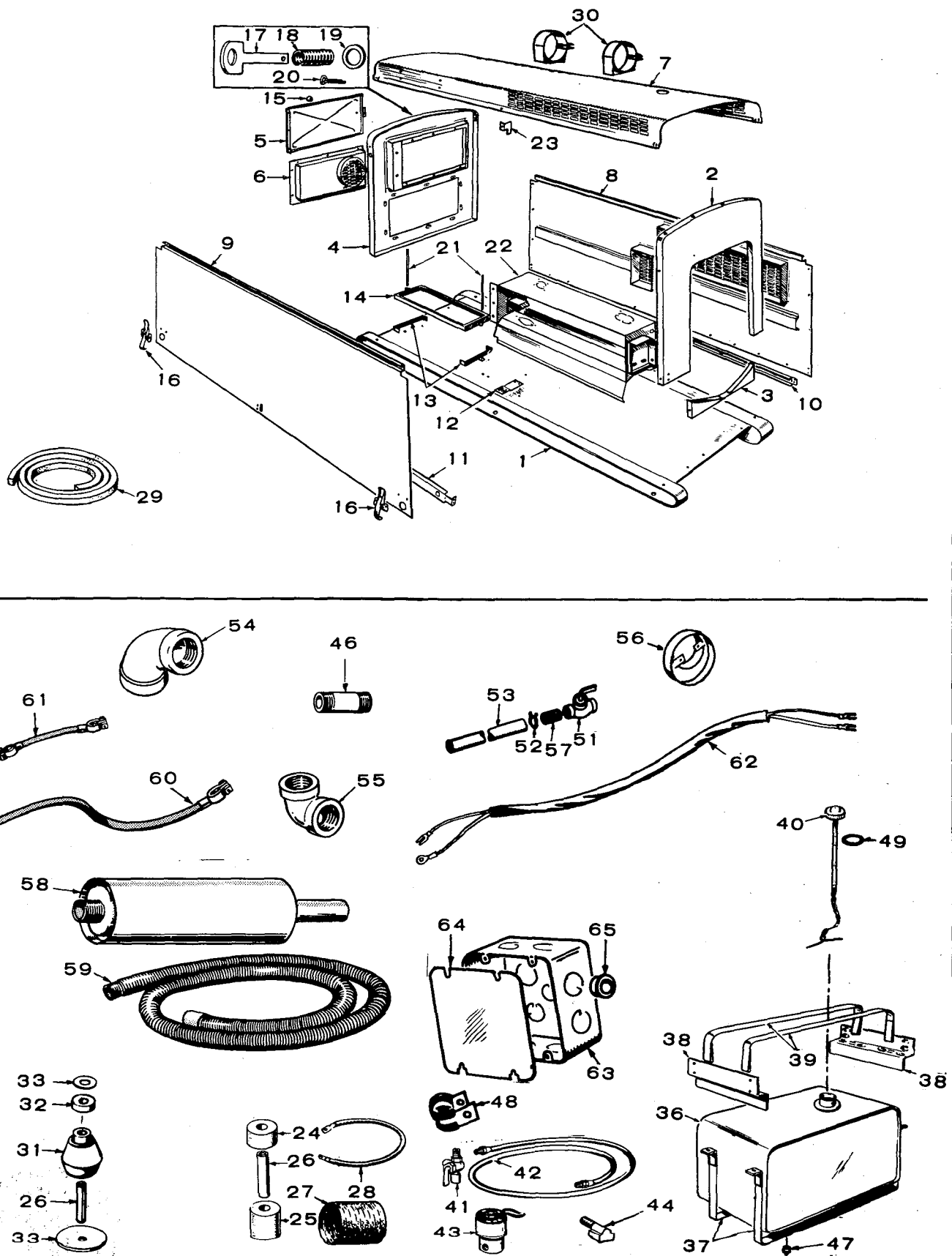
AIR HOUSING AND OPTIONAL SHUTTER GROUP

AIR HOUSING & OPTIONAL SHUTTER GROUP
(Refer to Engine Section for Part Numbers)

- | | | | |
|------|------------------------------------|------|--------------------------------|
| 1. | Housing, Blower | 26. | *Bracket & Guide - Vernatherm |
| 2. | Housing, Cyl. - Front | 27. | *Spring, Vernatherm Element |
| 3. | Housing, Cyl. - Rear | 28. | *Element, Vernatherm |
| 4. | Panel, Housing - Bottom | 29. | *Spring, Shutter Return |
| 5. | Cover, Housing | 29A. | Spring, Shutter Return (Upper) |
| 6. | Panel, Door | 30. | *Clip, Rod |
| 7. | Bracket, Door Panel | 31. | *Spring, Shutter Pivot |
| 8. | Screw, Door Panel | 32. | Pointer, Timing |
| 8A. | Screw, Cover (Early Models) | 33. | Cover, Gov. Access |
| 9. | Washer, Door | 34. | Scroll, Blower |
| 10. | Clip | 35. | Shroud, Cyl. - Front |
| 11. | Support | 36. | Shroud, Cyl. - Rear |
| 12. | Grille | 37. | Cover, Cyl. Shroud |
| 13. | Retainer, Grille | 38. | Wrapper, Shroud |
| 14. | Baffle, Cyl. (Carb. Side) | 39. | Spring, Wrapper |
| 15. | Baffle, Cyl. (Opposite Carb. Side) | 40. | Button, Dot |
| 16. | Grommet | 41. | Baffle, Front |
| 17. | § Shutter Assembly | 42. | Baffle, Rear |
| 18. | *Duct, Air | 43. | Baffle, Center |
| 19. | *Bracket & Pivot | 44. | Panel |
| 19A. | *Bracket & Pivot, Spring | 45. | Bracket |
| 19B. | *Bracket & Pivot, Rod | 46. | *Washer, Insulator |
| 20. | *Bracket Shaft & Pin | 47. | *Sleeve, Insulator Bushing |
| 21. | *Shutter | 48. | *Terminal, Switch |
| 22. | *Joint, Ball | 49. | Shaft, Actuating Shaft |
| 23. | *Rod, Shutter Control | 50. | Arm, Actuating Shaft |
| 23A. | *Rod, Shutter Control (Upper) | 51. | Washer, Actuating Shaft |
| 23B. | *Rod, Shutter Control (Lower) | 52. | Plate |
| 24. | *Switch, Hi-Temp. | 53. | Gasket, Exhaust Outlet |
| 25. | *Bearing, Shutter | 54. | Button, Dot |

§ - Assembly Number in Model Data. Components in Accessory Section.

* - These Parts Listed in Accessory Section.



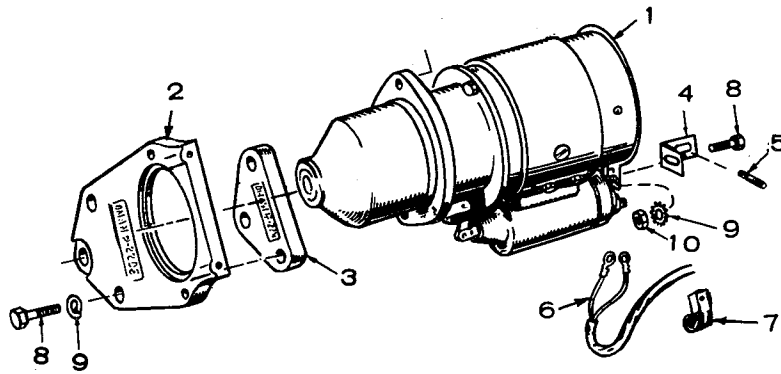
HOUSING GROUP - HOUSED AC PLANTS

HOUSING GROUP - AC PLANTS

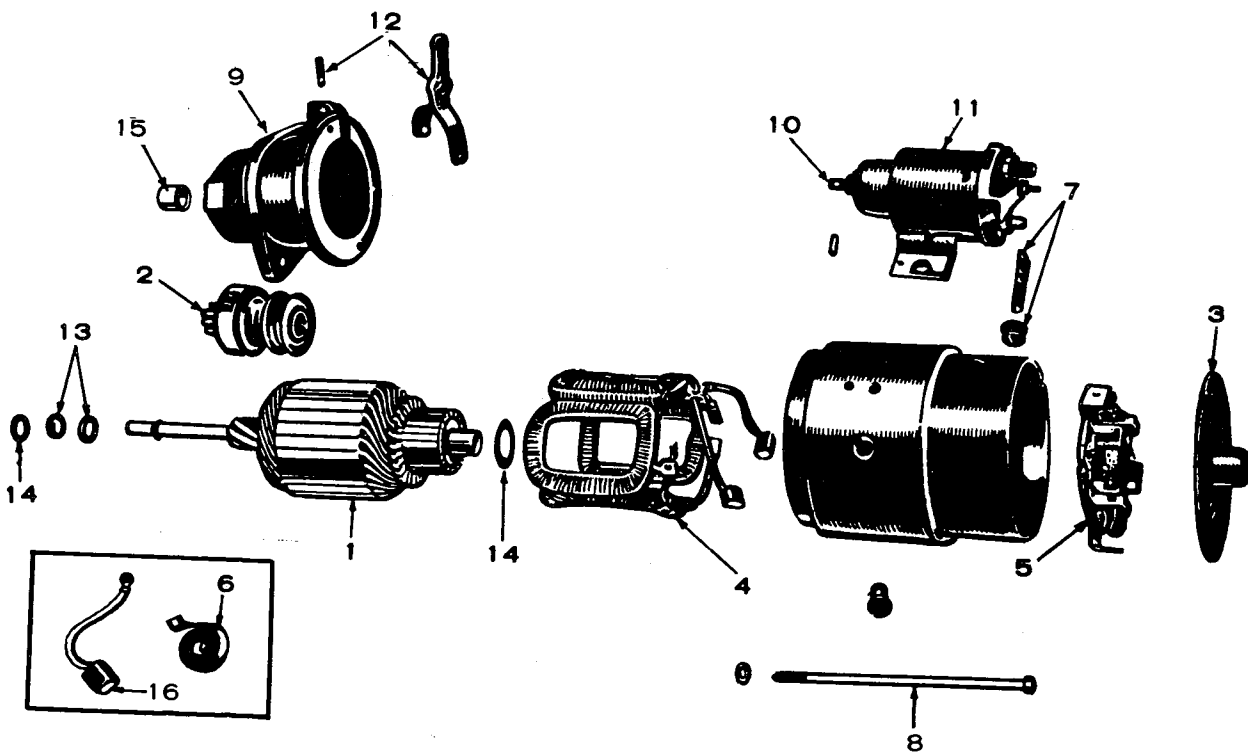
(Refer to Accessory Section for Part Numbers)

- | | | | |
|-----|-------------------------|-----|-----------------------|
| 1. | Base, Skid | 30. | Band, Muffler |
| 2. | Panel, Upper (Eng. End) | 31. | Cushion, Vibration |
| 3. | Panel, Lower (Eng. End) | 32. | Snubber |
| 4. | Panel, Rear | 33. | Washer |
| 5. | Door, Panel - Rear | 36. | Tank, Fuel |
| 6. | Panel, Gen. Access | 37. | Strap, Tank - Bottom |
| 7. | Panel, Top | 38. | Bracket, Support |
| 8. | Panel, Right Side | 39. | Strap, Tank - Top |
| 9. | Panel, Left Side | 40. | Cap & Indicator |
| 10. | Rail, Stiffener - Right | 41. | Valve, Tank |
| 11. | Rail, Stiffener - Left | 42. | Line, Flex Fuel |
| 12. | Bracket, Stiffener Rail | 43. | Valve, Solenoid |
| 13. | Bracket, Battery | 44. | Elbow, Male |
| 14. | Frame, Battery | 46. | Nipple, Long |
| 15. | Knob, Door Panel | 47. | Plug, Pipe |
| 16. | Fastener, Housing | 48. | Clip, Fuel Line |
| 17. | Pin, Shoulder | 49. | Gasket, Tank Cap |
| 18. | Spring | 51. | Valve, Oil Drain |
| 19. | Washer | 52. | Clamp, Hose |
| 20. | Pin, Cotter | 53. | Hose, Oil Drain |
| 21. | Stud | 54. | Elbow, Pipe |
| 22. | Duct | 55. | Elbow, Reducer |
| 23. | Bracket, Door | 56. | Cover, Exciter |
| 24. | Cushion, Upper | 57. | Nippe, Oil Drain |
| 25. | Cushion, Lower | 58. | Muffler |
| 26. | Bushing, Spacer | 59. | Tube, Exhaust |
| 27. | Hose, Flex | 60. | Cable, Battery |
| 28. | Strap, Ground | 61. | Cable, Battery Jumper |
| 29. | Stripping | 62. | Harness, Wiring |
| | | 63. | Box, Junction |
| | | 64. | Cover |
| | | 65. | Bushing |





AUTOMOTIVE STARTER GROUP



STARTER PARTS GROUP

AUTOMOTIVE STARTER GROUP

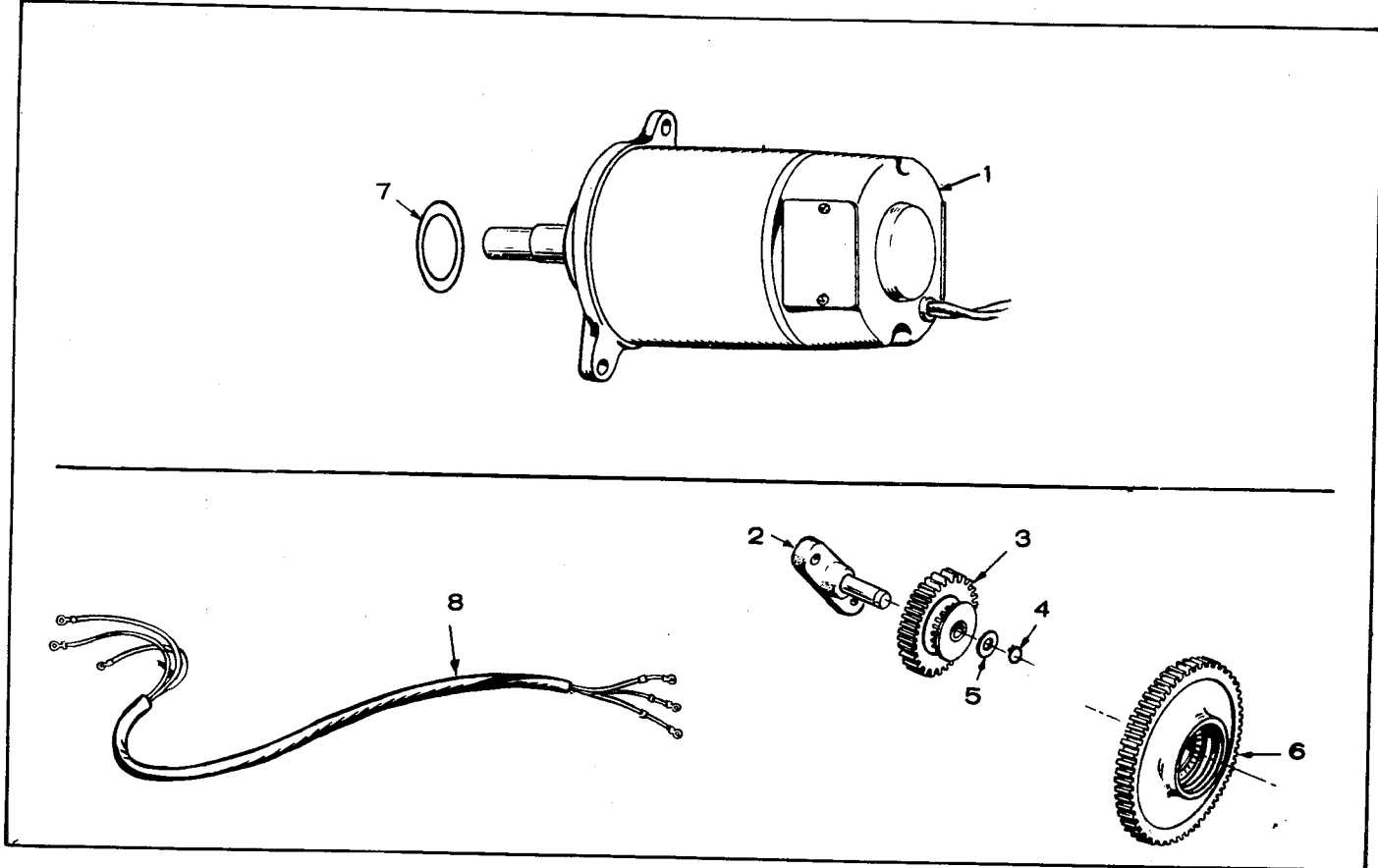
(Refer to Engine Section for Part Numbers)

- | | |
|--------------------|-----------|
| 1. Motor, Start | 8. Screw |
| 2. Flange | 9. Washer |
| 3. Spacer | 10. Nut |
| 4. Bracket | |
| 5. Stud, Ground | |
| 6. Harness, Wiring | |
-
-

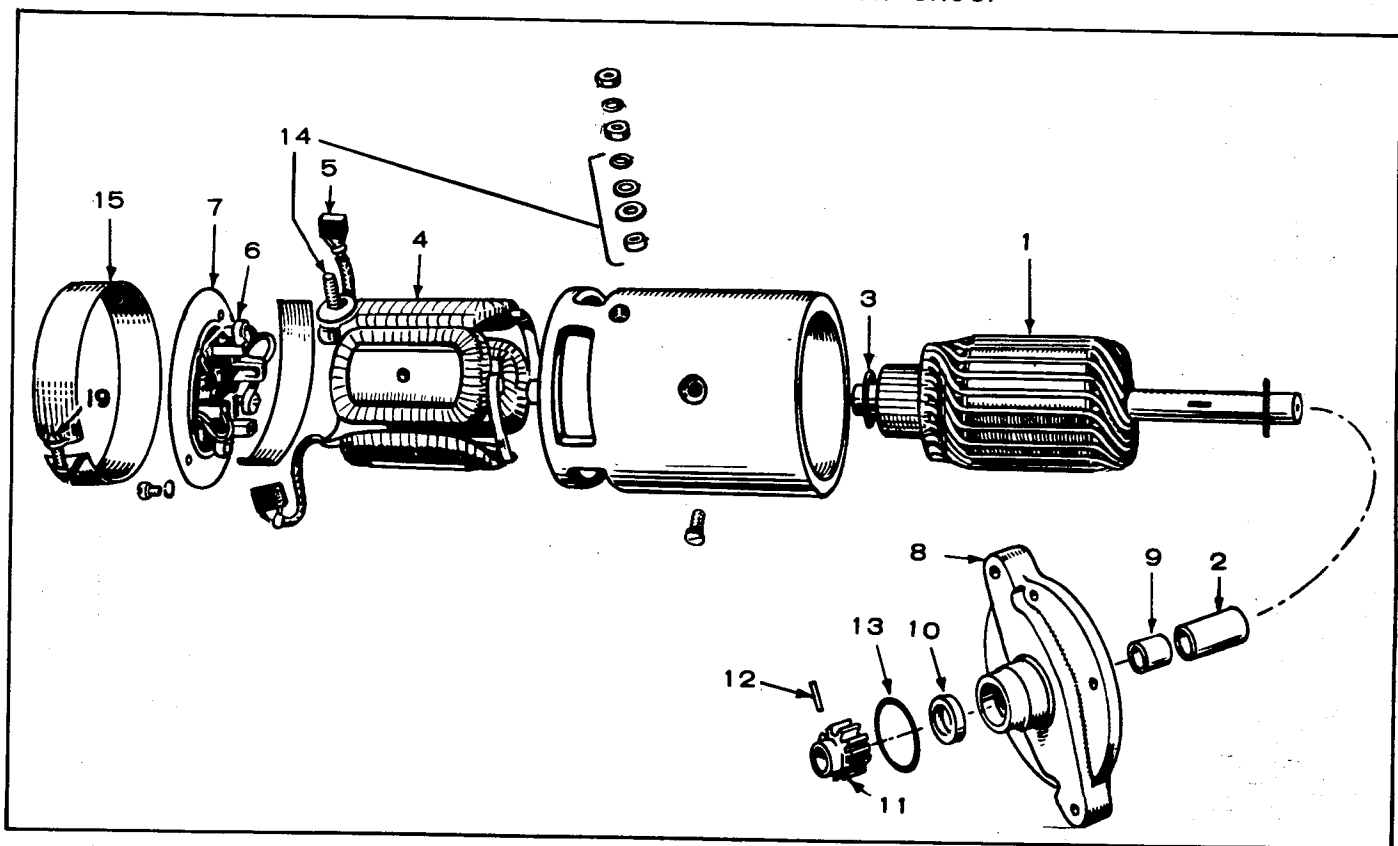
STARTER PARTS GROUP

(Refer to Accessory Section for Part Numbers)

1. Armature
2. Clutch
3. Head Assembly
4. Coil Assembly
5. Plate Assembly
6. Spring Set, Brush
7. Connector Pkg., Switch
8. Bolt, Thru
9. Housing, Pinion
10. Cover, Yoke
11. Switch, Solenoid
12. Yoke, Package
13. Stop & Lock Ring Pkg.
14. Washer Pkg., Thrust
15. Bearing, Drive End
16. Brush Set



AUTO CYCLE STARTER MOTOR GROUP



AUTO CYCLE STARTER MOTOR PARTS GROUP

AUTO CYCLE STARTER MOTOR GROUP

(Refer to Model Data Section for Part Numbers)

1. +Motor, Starter
2. Base & Shaft
3. Gear Assembly, Idler
4. Ring, Retaining
5. Washer, Thrust
6. Gear & Clutch
7. *Seal, "O" Ring
8. Harness

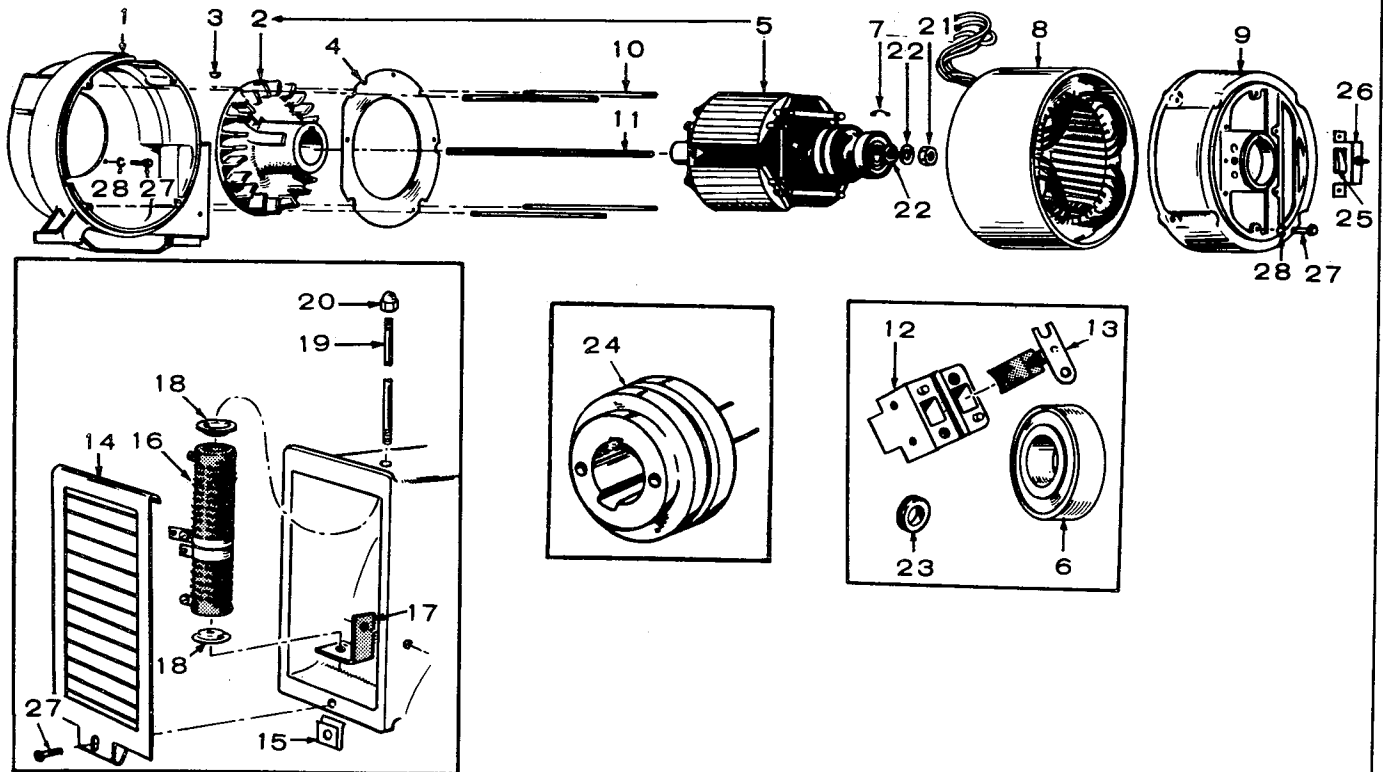
+ - Components in Accessory Section.

* - Listed in Accessory Section

AUTO CYCLE STARTER MOTOR PARTS GROUP

(Refer to Accessory Section for Part Numbers)

1. Armature
2. Spacer, Armature
3. Washer, Arm. Thrust (Pkg.)
4. Coil Assembly Pkg.
5. Brush Set
6. Spring, Brush
7. Head Assy., Brush End
8. Adapter, Starter
9. Bushing, Adapter
10. Seal, Oil
11. Gear, Pinion
12. Pin, Dowel
13. Seal, "O" Ring
14. Stud, Terminal (Pkg.)
15. Band, Cover

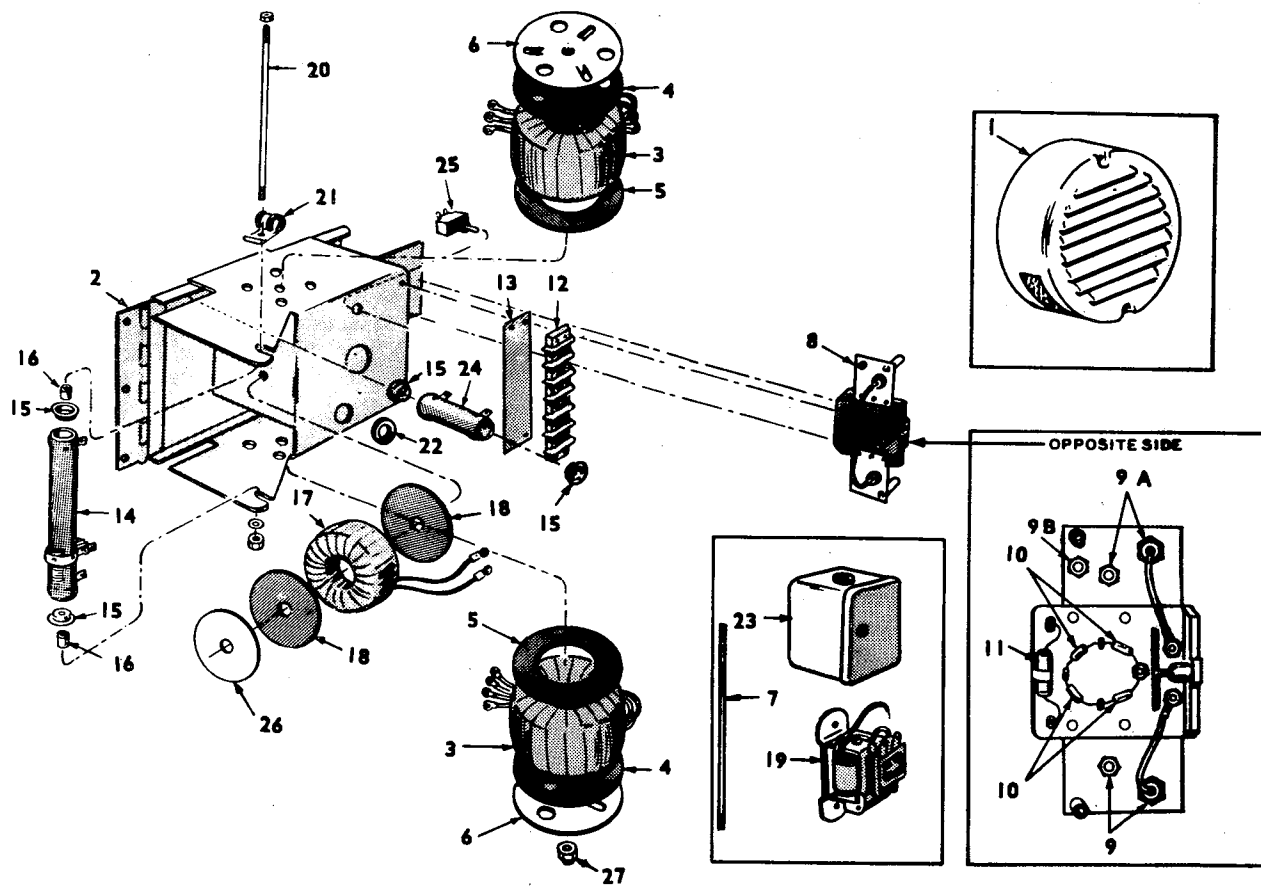


GENERATOR GROUP - ALTERNATOR PORTION

GENERATOR GROUP - ALTERNATOR PORTIONREVOLVING FIELD TYPE

(Refer to Generator Section for Part Numbers)

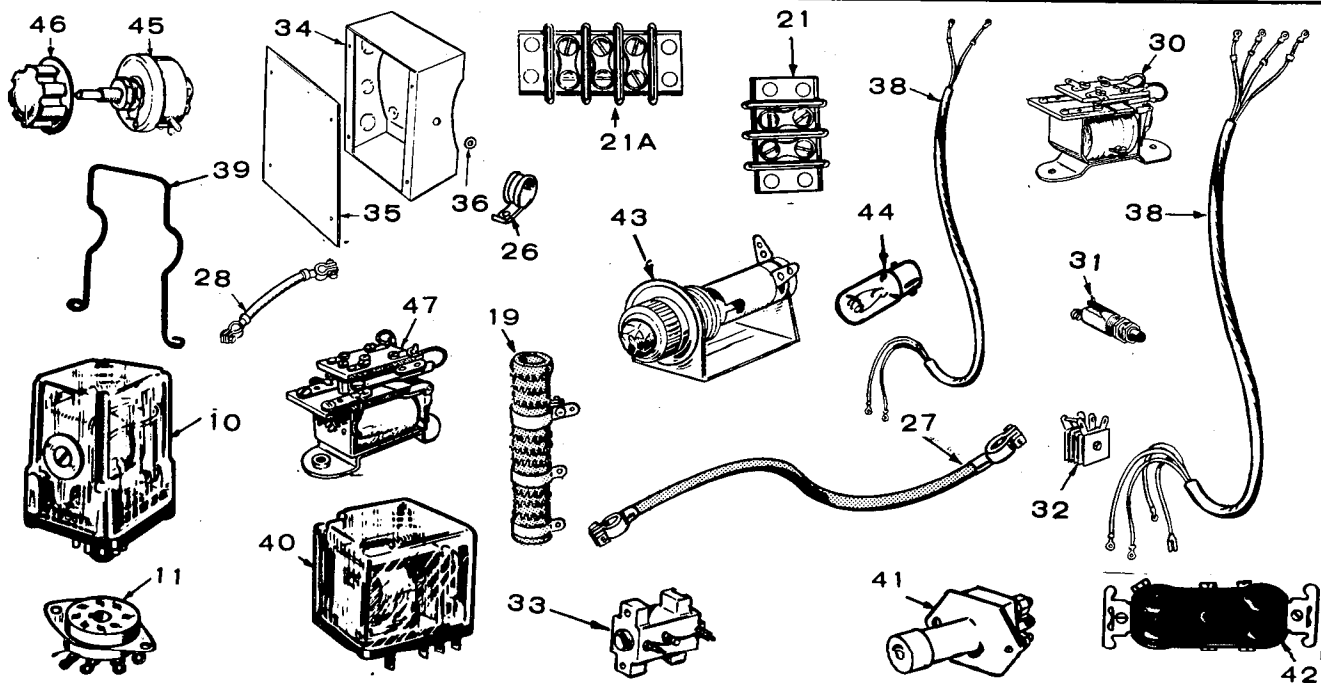
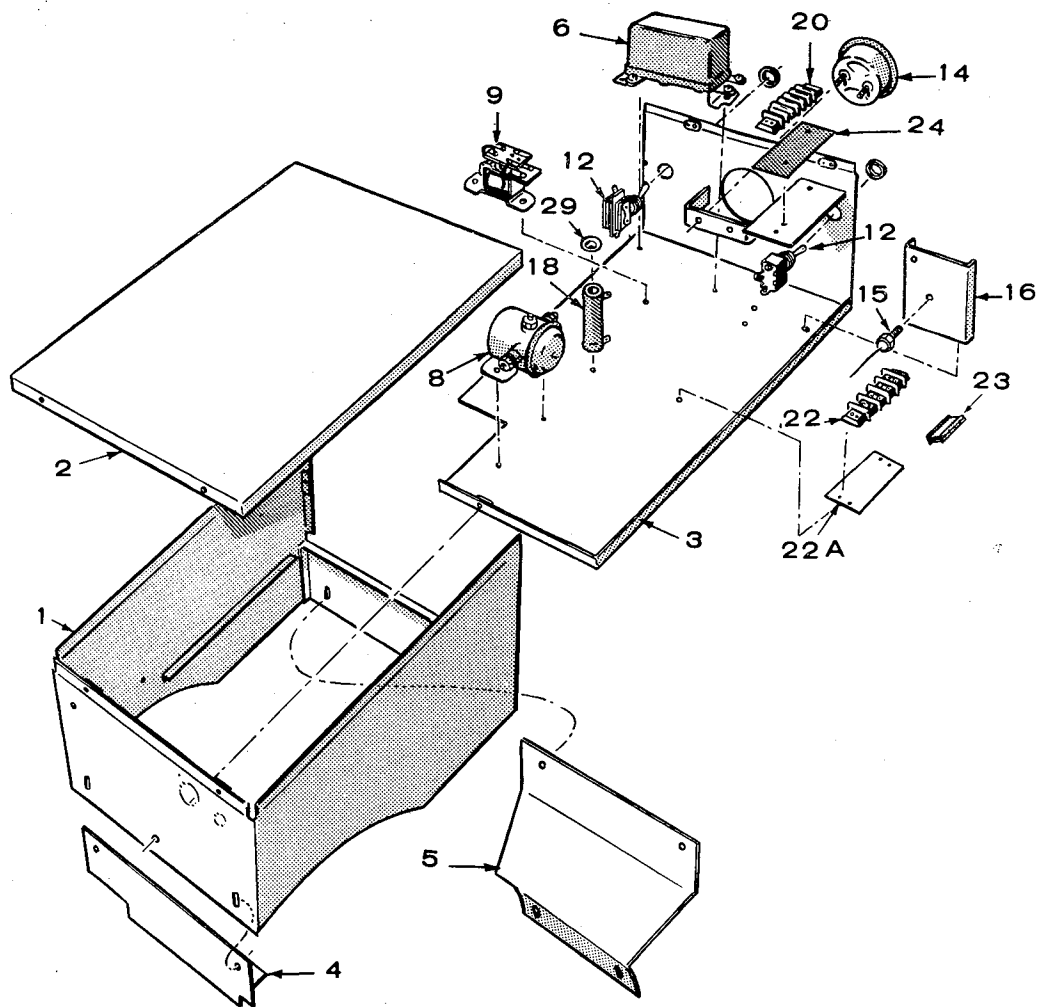
1. Adapter
2. Blower
3. Key, Blower
4. Baffle, Air
5. Rotor Assembly
6. Bearing, Rotor
7. Clip, Bearing
8. Stator Assembly
9. Bell, End
10. Stud, Generator Thru
11. Stud, Rotor Thru
12. Block, Brush
13. Brush
14. Cover, Air Outlet
15. Clip, Cover
16. Resistor
17. Bracket, Resistor
18. Washer, Resistor
19. Stud, Resistor
20. Nut, Resistor Stud
21. Nut, Rotor Stud
22. Washer, Rotor Stud
23. Grommet, Rubber
24. Collector Ring
25. Switch Assy., Overspeed
26. Bracket & Point



GENERATOR GROUP - EXCITER PORTION

GENERATOR GROUP - EXCITER PORTION
(Refer to Generator Section for Part Numbers)

1. Cover, Exciter
2. Panel, Exciter
3. Reactor, Gate
4. Gasket, Outer
5. Gasket, Inner
6. Retainer
7. Stud, Gate Reactor
8. Rectifier Assembly
9. Rectifier Only - Negative
- 9A. Rectifier Only - Positive
- 9B. Rectifier Only - Field Flash
10. Rectifier Only - Volt. Control
11. Resistor
12. Block, Terminal
13. Strip, Market
14. Resistor
15. Washer, Resistor
16. Spacer, Resistor
17. Reactor, Voltage Control
18. Gasket, Control Reactor
19. Relay
20. Stud or Screw
21. Clip
22. Grommet
23. Cover, Relay
24. Resistor, Fixed
25. Switch
26. Washer
27. Nut

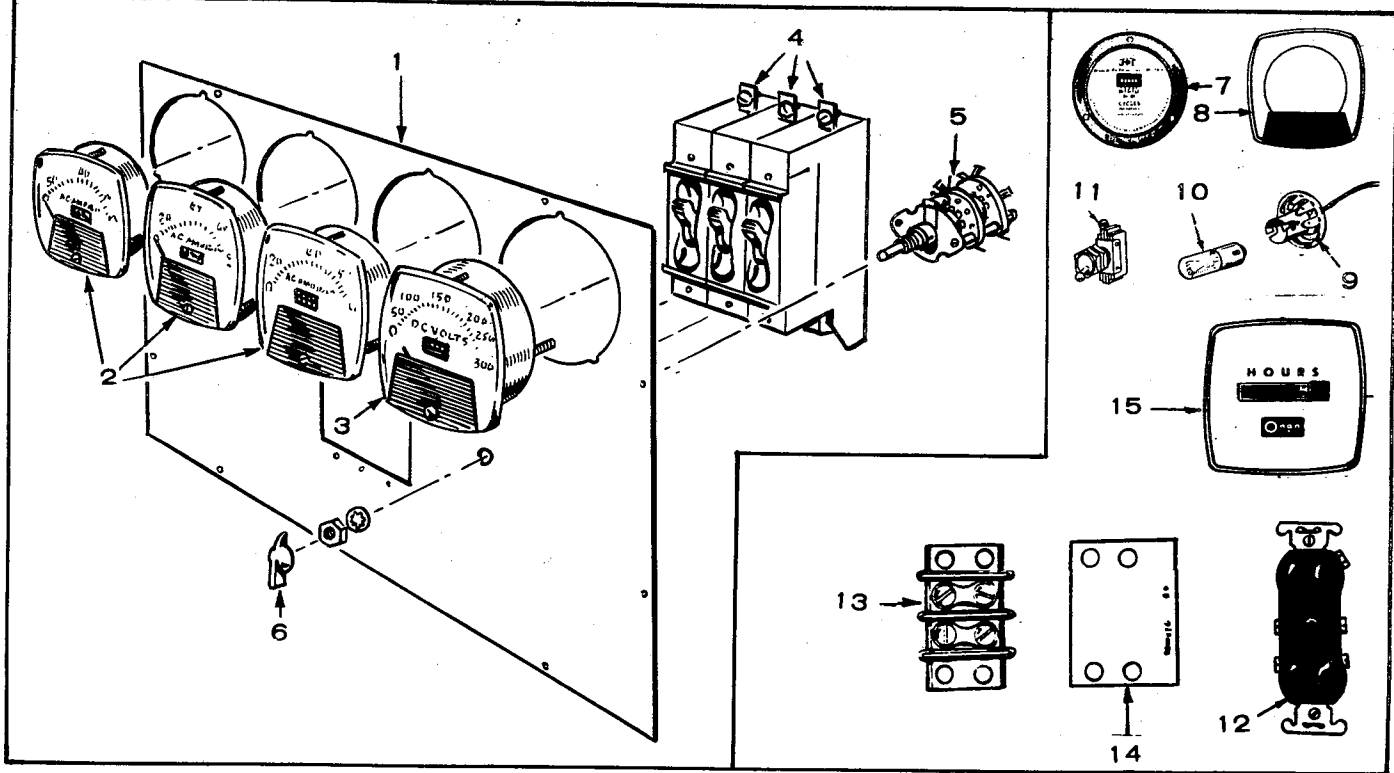


CONTROL GROUP

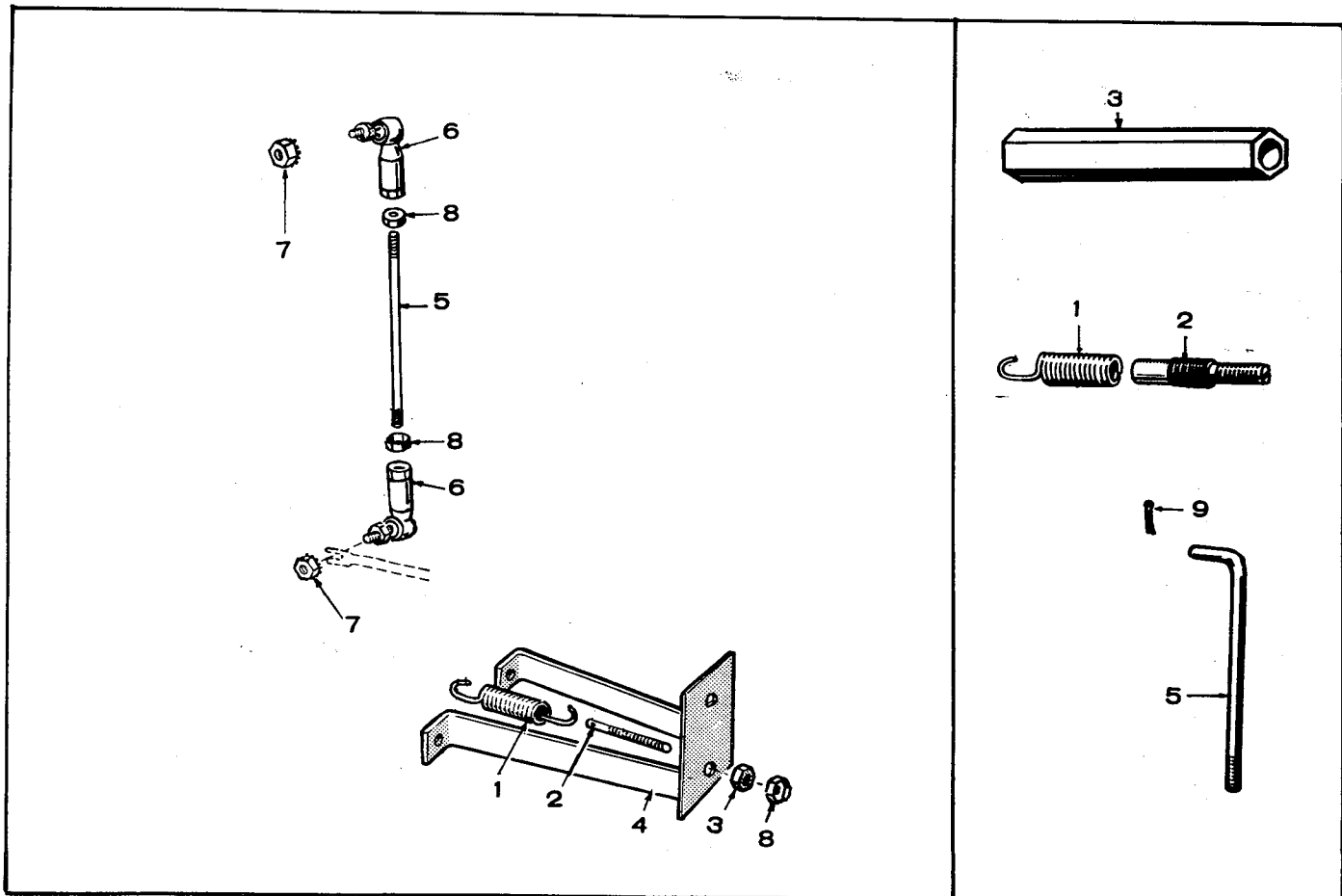
CONTROL GROUP

(Refer to Control Section for Part Numbers)

- | | |
|--------------------------------|---------------------------|
| 1. Box, Control | 24. Strip, Marker |
| 2. Cover, Control | 26. Clip |
| 3. Panel, Control | 27. Cable, Battery |
| 4. Bracket - L. H. | 28. Cable, Battery Jumper |
| 5. Bracket - R. H. | 29. Washer, Resistor |
| 6. Relay, Ignition Start | 30. Relay, Latching |
| 8. Solenoid, Start | 31. Switch, Reset |
| 9. Relay, Ignition | 32. Rectifier, Full Wave |
| 10. Relay, Start - Disconnect | 33. Relay, Emergency |
| 11. Socket, Relay | 34. Box, Junction |
| 12. Switch | 35. Cover, Junction Box |
| 14. Ammeter, Charge | 36. Grommet |
| 15. Rectifier | 38. Harness, Wiring |
| 16. Bracket, Rectifier | 39. Spring |
| 18. Resistor, Fixed | 40. Relay, Field Build up |
| 19. Resistor, Adjustable | 41. Switch, Start |
| 20. Block, Terminal - 4 Place | 42. Receptacle |
| 21. Block, Terminal - 2 Place | 43. Receptacle, Light |
| 21A. Block, Terminal - 3 Place | 44. Lamp |
| 22. Block, Terminal - 8 Place | 45. Rheostat |
| 22A. Strip, Marker | 46. Knob, Rheostat |
| 23. Market Kit, Polarity | 47. Relay, Alarm |



AC METER PANEL GROUP - HOUSED MODELS



GOVERNOR GROUP

AC METER PANEL GROUP - HOUSED MODELS

Refer to Control Section for Part Numbers)

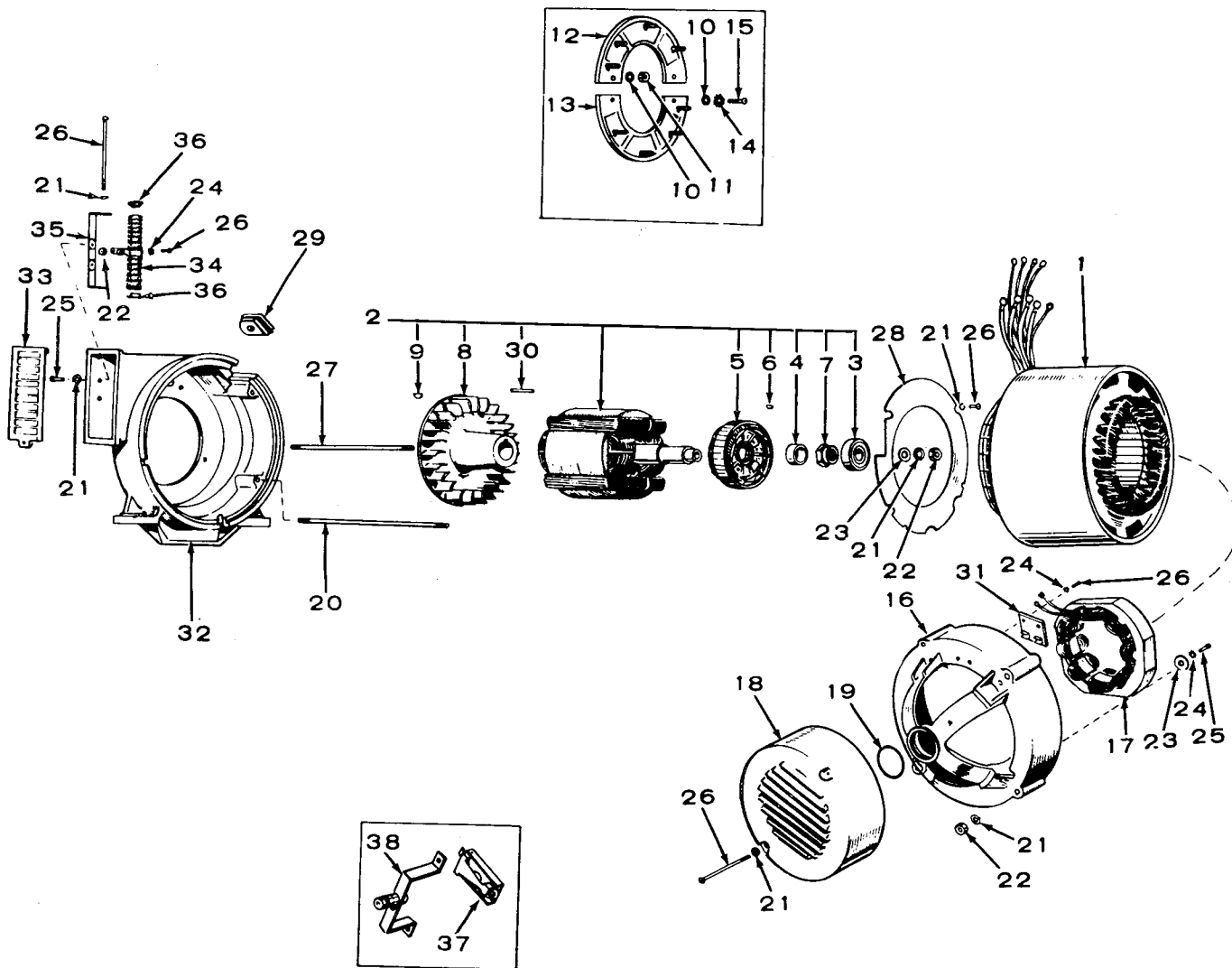
1. Panel
 2. Ammeter, AC
 3. Voltmeter, AC
 4. Breaker, Circuit
 5. Switch, Selector
 6. Knob, Switch
 7. Meter Frequency
 8. Plate, Meter Face
 9. Receptacle, Panel Light
 10. Lamp (Bulb)
 11. Switch, Panel Light
 12. Receptacle
 13. Block, Terminal
 14. Marker, Block
 15. Meter, Running Time
-
-

GOVERNOR GROUP

(Refer to Engine Section for Part Numbers)

1. Spring
 2. Stud, Adjusting
 3. Nut, Adj. Stud
 4. Bracket, Governor
 5. Link, Governor
 6. Joint, Ball
 7. Nut, Keps
 8. Palnut, Lock
 9. Key, Cotter
 10. Screw
 11. Washer
-

GENERATOR GROUP - BEGIN SPEC AA



JC

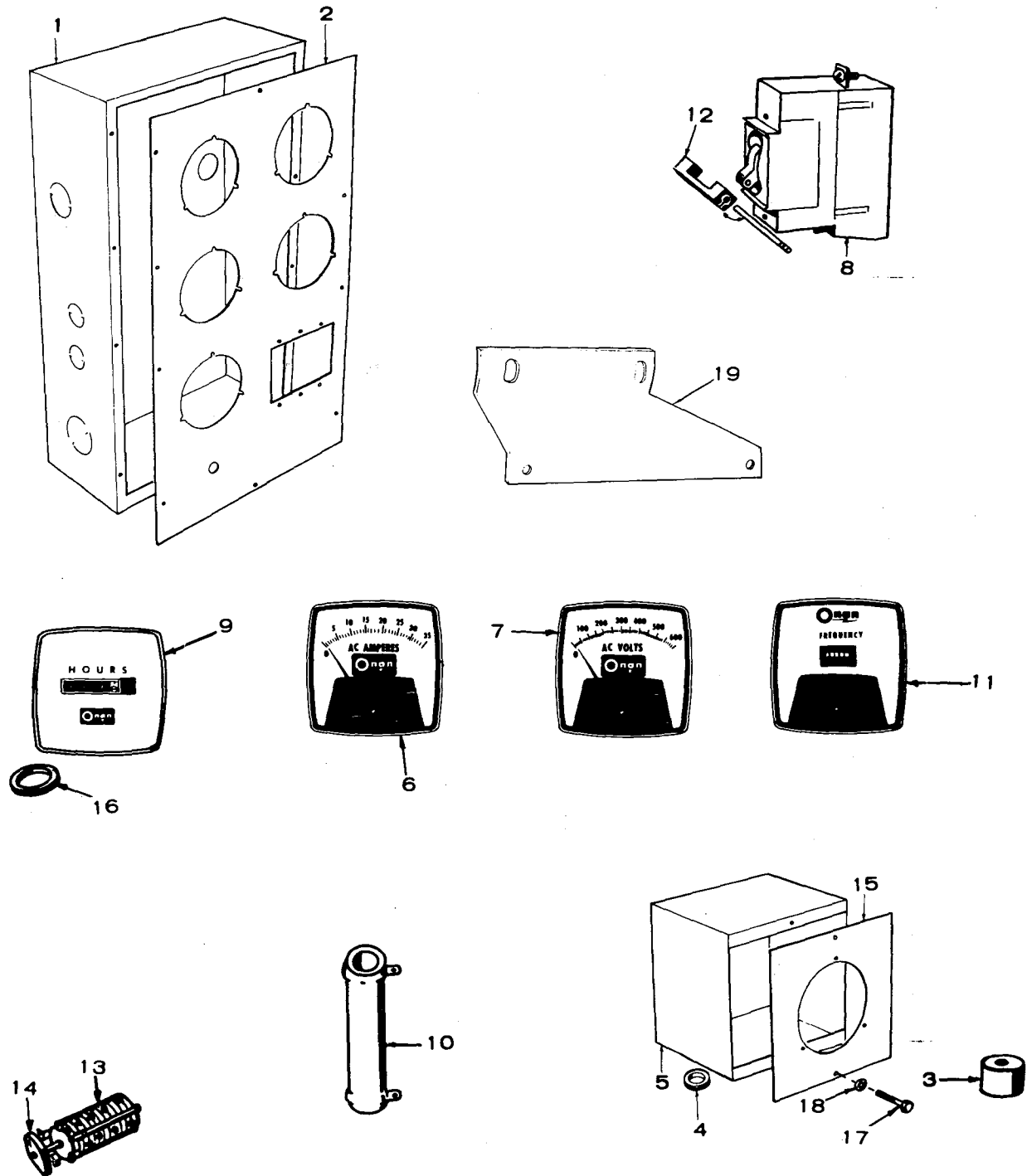
I L L U S T R A T I O N S

GENERATOR GROUP

(Refer to Generator Section for Part Numbers)

- | | |
|------------------------------------|---|
| 1. Stator, Wound | 20. Stud, Generator Through |
| 2. Rotor, Wound | 21. Washer, Lock |
| 3. *Bearing, Rotor | 22. Nut, Hex |
| 4. *Spacer, Bearing | 23. Washer, Flat |
| 5. *Rotor, Exciter | 24. Washer, Shakeproof |
| 6. *Key, Rotor | 25. Screw, Roundhead |
| 7. *Rotor Nut, Rotor | 26. Screw, Roundhead |
| 8. *Fan, Generator | 27. Stud, Rotor Through |
| 9. *Key, Fan | 28. Baffle, Air |
| 10. *Washer, Flat | 29. Grommet, Rubber |
| 11. *Nut, Hex | 30. *Key, Fan |
| 12. *Rectifier Assembly (Positive) | 31. Board, Connection |
| 13. *Rectifier Assembly (Negative) | 32. Adapter, Generator |
| 14. *Washer, Shakeproof | 33. Cover, Air Outlet |
| 15. *Screw, Roundhead | 34. Resistor, (Adjustable) Tapped |
| 16. Bell, End | 35. Bracket, Resistor Mounting |
| 17. Stator, (Exciter) Wound | 36. Washer, Centering |
| 18. Cover, End Bell | 37. Switch, Overspeed |
| 19. Seal, Bearing | 38. Bracket and Point Assembly
(Overspeed) |

* - Parts of Wound Stator Assembly.

SWITCHBOARD CONTROL GROUP - UNHOUSED MODELS (OPTIONAL)

JC

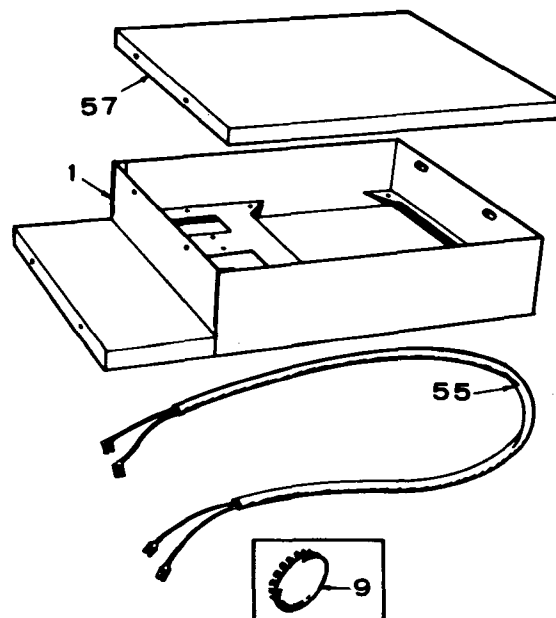
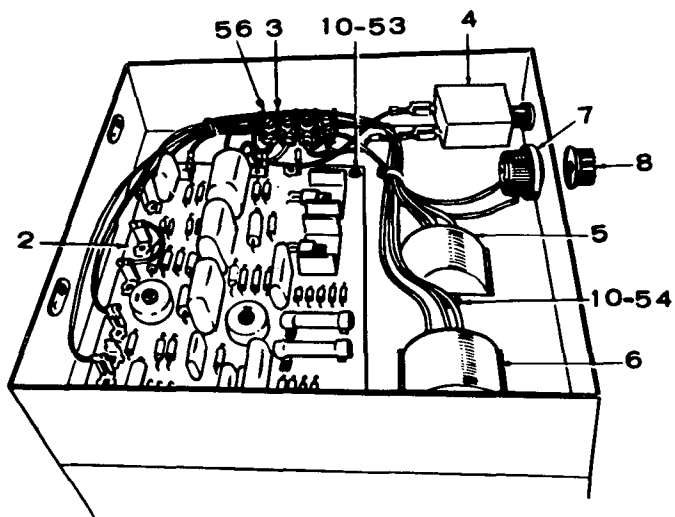
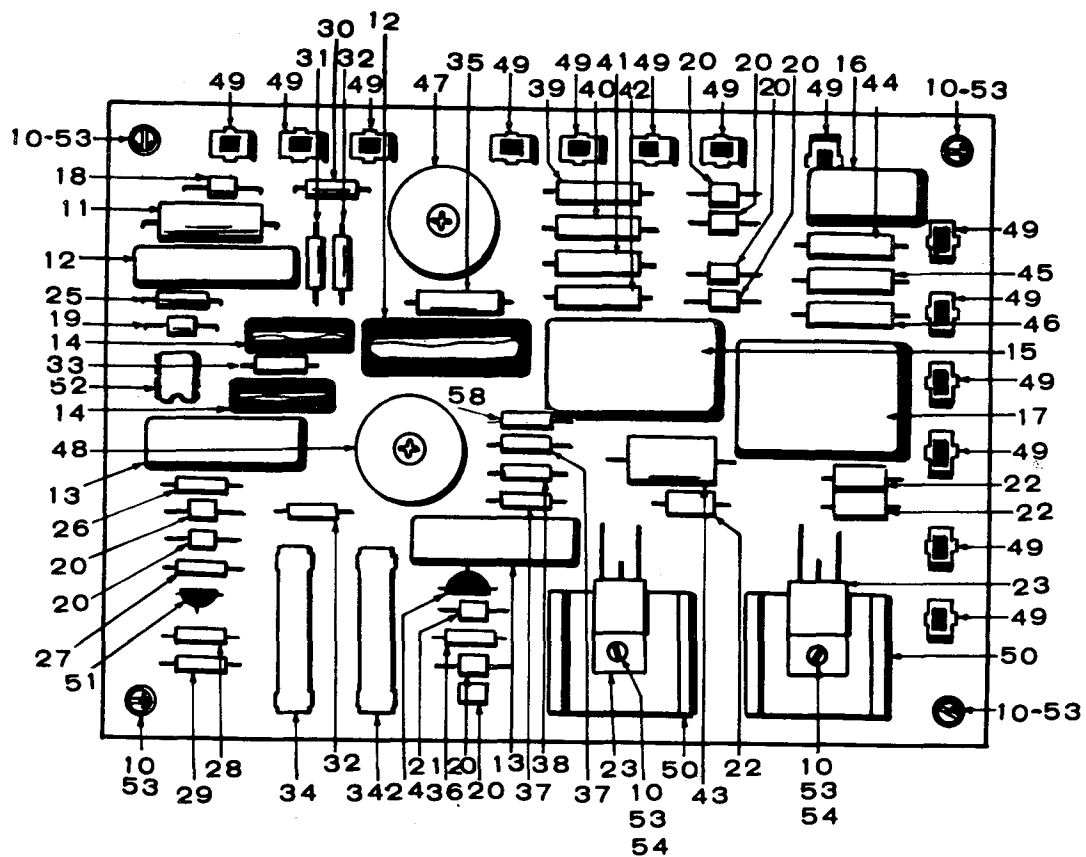
I L U S T R A T I O N S

SWITCHBOARD CONTROL GROUP

(Refer to Control Section for Part Numbers)

1. Box
2. Panel
3. Mount
4. Grommet
5. Box, Circuit Breaker/Meter
6. Ammeter
7. Voltmeter
8. Breaker
9. Meter, Running Time
10. Resistor
11. Meter, Frequency
12. Bar
13. Switch
14. Knob
15. Cover
16. Grommet
17. Screw
18. Washer
19. Breaker

VOLTAGE REGULATOR GROUP - BEGIN SPEC AA



JC

ILLUSTRATIONS

VOLTAGE REGULATOR GROUP

(Refer to Control Section for Part Numbers)

- | | |
|-------------------------|-------------------------|
| 1. Panel | 30. Resistor |
| 2. Board, Regulator | 31. Resistor |
| 3. Strip, Terminal | 32. Resistor |
| 4. Breaker, Circuit | 33. Resistor |
| 5. Transformer, Voltage | 34. Resistor |
| 6. Reactor | 35. Resistor |
| 7. Rheostat | 36. Resistor |
| 8. Knob | 37. Resistor |
| 9. Dot Button | 38. Resistor |
| 10. Screw | 39. Resistor |
| 11. Capacitor | 40. Resistor |
| 12. Capacitor | 41. Resistor |
| 13. Capacitor | 42. Resistor |
| 14. Capacitor | 43. Resistor |
| 15. Capacitor | 44. Resistor |
| 16. Capacitor | 45. Resistor |
| 17. Capacitor | 46. Resistor |
| 18. Diode | 47. Potentiometer |
| 19. Diode (Zener) | 48. Potentiometer |
| 20. Rectifier | 49. Terminal |
| 21. Diode (Zener) | 50. Heat Sink |
| 22. Rectifier | 51. Transistor |
| 23. Rectifier | 52. Intergrated Circuit |
| 24. Transistor | 53. Washer |
| 25. Resistor | 54. Nut |
| 26. Resistor | 55. Harness, Wiring |
| 27. Resistor | 56. Screw |
| 28. Resistor | 57. Cover |
| 29. Resistor | 58. Resistor |



MODEL INDEX SECTION

1

CONTAINS THE FOLLOWING-

Index for JC ENGINE GENERATORS

ALL DIAGONAL LINES (/), DECIMAL POINTS (.), AND DASHES (-) APPEARING IN THE MODEL DESIGNATION MUST BE IGNORED IN THIS INDEX SECTION.

(Typical Model 15.0JC-3CR/6428S with dash, decimal point, and diagonal line removed: 150JC3CR6428S).

EXHAUST IN THIS ORDER

1ST STEP	2ND STEP	3RD STEP	4TH STEP	5TH STEP	6TH STEP	7TH STEP	8TH STEP
8	J	C	57	R	1	C	
10	J	C	3	R	1	A	
10	J	C	3	R	96	H	
10	J	C	4	R	13	D	
12	J	C	3	R	1	P	
12	J	C	3	R	862	K	
12	J	C	3	R	V	1	J
12	J	C	4	R	1	J	
12	J	C	4	R	V	316	K
12	J	C	4	X	R	13	P
12	J	C	5	D	R	1	K
15	J	C	3	R	1	B	
15	J	C	3	R	V	12	L
15 0	J	C	4	R	12	S	
15 0	J	C	5	D	R	96	S

Explanation of listing sequence:

Models are listed in alphabetical order. Whenever the alphabetical order is disturbed by the appearance of a number, the number shall become the prime factor (numerically). When the numbers have been exhausted by the appearance of a letter the same alphabetical sequence will again result, until the next number is apparent.

Follow the steps, in table, in proper order.

MODEL INDEX SECTION

PLANT MODEL	MODEL DATA PAGE	PLANT MODEL	MODEL DATA PAGE	PLANT MODEL	MODEL DATA PAGE
8JC-52R/1091H	2	10JC-3R/2838F	4	10JC-4R/2707C	7
8JC-53R/507J	2	10JC-3R/2848F	4	10JC-4R/2720D	7
8JC-57R/1C	2	10JC-3R/2873F	4	10JC-4R/2720F	7
8JC-57R/1G	2	10JC-3R/2910F	4	10JC-4R/2720G	7
8JC-57R/2468G	2	10JC-3R/2941F	4	10JC-4R/2730E	7
10JC-1R31/1K	2	10JC-3R/2965F	4	10JC-4R/2764E	7
10JC-3E/2720F	2	10JC-3R/3000F	4	10JC-4R/2767E	7
10JC-3E/3627J	2	10JC-3R/3045G	4	10JC-4R/2784E	7
10JC-3R/1A	2	10JC-3R/3074G	5	10JC-4R/2818F	7
10JC-3R/1C	2	10JC-3R/3085G	5	10JC-4R/2831F	8
10JC-3R/1G	2	10JC-3R/3089J	5	10JC-4R/2831G	8
10JC-3R/1H	2	10JC-3R/3115J	5	10JC-4R/2848E	8
10JC-3R/1J	2	10JC-3R/3118G	5	10JC-4R/2848F	8
10JC-3R/12B	2	10JC-3R/3123G	5	10JC-4R/2852E	8
10JC-3R/12C	2	10JC-3R/3178G	5	10JC-4R/2852F	8
10JC-3R/13G	2	10JC-3R/3219H	5	10JC-4R/2856J	8
10JC-3R/13H	2	10JC-3R/3250H	5	10JC-4R/2873F	8
10JC-3R/13J	2	10JC-3R/3294G	5	10JC-4R/2982H	8
10JC-3R/30K	2	10JC-3R/3333H	5	10JC-4R/3007F	8
10JC-3R/31L	2	10JC-3R/3342J	5	10JC-4R/3007G	8
10JC-3R/96A	3	10JC-3R/3406H	5	10JC-4R/3007H	8
10JC-3R/96H	3	10JC-3R/3438J	5	10JC-4R/3084G	8
10JC-3R/96J	3	10JC-3R/3459J	5	10JC-4R/3115G	8
10JC-3R/316C	3	10JC-3R/3508J	5	10JC-4R/3160G	8
10JC-3R/1041H	3	10JC-3R/3522H	5	10JC-4R/3210J	8
10JC-3R/1041J	3	10JC-3R/3557J	5	10JC-4R/3252J	8
10JC-3R/1075H	3	10JC-3R/3574J	6	10JC-4R/3264J	8
10JC-3R/1075K	3	10JC-3R/3618J	6	10JC-4R/3404J	8
10JC-3R131/1L	3	10JC-3R/3695J	6	10JC-4R/3405H	8
10JC-3R/1369G	3	10JC-3R/3721J	6	10JC-4R/3429J	9
10JC-3R/1873H	3	10JC-3R/3729J	6	10JC-4R/3471H	9
10JC-3R/1873J	3	10JC-3R/3764J	6	10JC-4R/3471J	9
10JC-3R/1982C	3	10JC-3R131/248K	6	10JC-4R/3486J	9
10JC-3R/1982J	3	10JC-3R31/2468L	6	10JC-4R/3487H	9
10JC-3R/2286A	3	10JC-3R31/2488K	6	10JC-4R/3487J	9
10JC-3R/2442G	3	10JC-3RV/1J	6	10JC-4R/3546J	9
10JC-3R/2442H	3	10JC-3RV/96J	6	10JC-4R/3552J	9
10JC-3R/2442J	3	10JC-4R/1D	6	10JC-4R/3659J	9
10JC-3R/2468H	4	10JC-4R/1J	6	10JC-4R131/2468K	9
10JC-3R/2468J	4	10JC-4R/12G	7	10JC-4XR/1C	9
10JC-3R/2539J	4	10JC-4R/12J	7	10JC-4XR/1G	9
10JC-3R/2602E	4	10JC-4R/13D	7	10JC-4XR/12G	9
10JC-3R/2669H	4	10JC-4R/13G	7	10JC-4XR/12J	9
10JC-3R/2701H	4	10JC-4R/13H	7	10JC-4XR/13D	9
10JC-3R/2705C	4	10JC-4R/13J	7	10JC-4XR/13G	9
10JC-3R/2705D	4	10JC-4R/96G	7	10JC-4XR/13H	9
10JC-3R/2706D	4	10JC-4R31/1L	7	10JC-4XR/13J	9
10JC-3R/2707C	4	10JC-4R/989G	7	10JC-4XR31/1L	10
10JC-3R/2707D	4	10JC-4R/1140J	7	10JC-4XR/710J	10
10JC-3R/2720F	4	10JC-4R/1869J	7	10JC-4XR/1982C	10
10JC-3R/2720G	4	10JC-4R/2468E	7	10JC-4XR/2620D	10
10JC-3R/2730E	4	10JC-4R/2468H	7	10JC-4XR/2704D	10
10JC-3R/2784F	4	10JC-4R/2539J	7	10JC-4XR/2720D	10
10JC-3R/2819F	4	10JC-4R/2680D	7	10JC-4XR/2720F	10
10JC-3R/2831F	4	10JC-4R/2680G	7	10JC-4XR/2731J	10



MODEL INDEX SECTION

3

PLANT MODEL	MODEL DATA PAGE	PLANT MODEL	MODEL DATA PAGE	PLANT MODEL	MODEL DATA PAGE
10JC-4XR/2838F	10	10JC-55DR/1K	12	12JC-3R/96R	100
10JC-4XR/3432H	10	10JC-55DR/1L	12	12JC-3R/96S	162
10JC-4XR/3432J	10	10JC-55DR/2973K	12	12JC-3R17/1J	14
10JC-4XR/3586J	10	10JC-57R/1S	162	12JC-3R17/1K	14
10JC-5DE/3270H	10	10JC-57R/1041L	12	12JC-3R17/1L	14
10JC-5DR/1B	10	10JC-57R/5663R	162	12JC-3R17/1P	14
10JC-5DR/1C	10	10JC-99RV/3117G	12	12JC-3R17/1R	100
10JC-5DR/1G	10	12JC-1R31/1L	12	12JC-3R17/1S	162
10JC-5DR/1H	10	12JC-1R31/1P	12	12JC-3R17/7K	14
10JC-5DR/1J	10	12JC-1R31/1R	99	12JC-3R/211R	100
10JC-5DR/12H	10	12JC-1R31/1S	162	12JC-3R/248K	14
10JC-5DR/13H	10	12JC-1R131/1M	12	12JC-3R/248L	14
10JC-5DR/13J	10	12JC-1R131/1P	13	12JC-3R/248S	162
10JC-5DR/96J	10	12JC-1R131/1R	99	12JC-3R30/1M	14
10JC-5DR/710H	10	12JC-1R/8370S	162	12JC-3R30/1P	14
10JC-5DR/710J	11	12JC-1R31/2468P	13	12JC-3R30/1R	100
10JC-5DR/1983G	11	12JC-1R31/6065P	99	12JC-3R30/1S	162
10JC-5DR/2468B	11	12JC-1R31/8539S	162	12JC-3R31/1L	100
10JC-5DR/2468H	11	12JC-1R31/8601S	162	12JC-3R31/1M	15
10JC-5DR/2468J	11	12JC-1RV30/1M	13	12JC-3R31/1P	15
10JC-5DR/2539H	11	12JC-1RV31/1P	100	12JC-3R31/1R	100
10JC-5DR/2621C	11	12JC-1RV31/1R	100	12JC-3R31/1S	162
10JC-5DR/2705C	11	12JC-2XR/3089L	13	12JC-3R/316K	15
10JC-5DR/2720F	11	12JC-3E/2612C	13	12JC-3R/507R	162
10JC-5DR/2784F	11	12JC-3E/2757C	13	12JC-3R/658S	162
10JC-5DR/2838G	11	12JC-3R/1J	13	12JC-3R/710L	15
10JC-5DR/3072G	11	12JC-3R/1K	13	12JC-3R/710P	101
10JC-5DR/3089J	11	12JC-3R/1L	13	12JC-3R/742J	15
10JC-5DR/3213G	11	12JC-3R/1P	13	12JC-3R/862K	15
10JC-5DR/3231G	11	12JC-3R/1R	100	12JC-3R/862L	15
10JC-5DR/3399H	11	12JC-3R/1S	162	12JC-3R/862S	163
10JC-5DR/3499J	11	12JC-3R/7J	13	12JC-3R/926P	15
10JC-5DR/3547J	11	12JC-3R/7L	13	12JC-3R/989L	15
10JC-5R/1P	11	12JC-3R/7P	13	12JC-3R/1018L	15
10JC-9R/2602E	11	12JC-3R/7R	100	12JC-3R/1018P	101
10JC-9R/2669G	11	12JC-3R/7S	162	12JC-3R/1018R	101
10JC-9R/2720F	11	12JC-3R/12J	13	12JC-3R/1041K	15
10JC-52R/1091L	11	12JC-3R/12K	13	12JC-3R/1041L	15
10JC-52R/7043R	99	12JC-3R/12L	13	12JC-3R/1041P	101
10JC-52R17/1031H	11	12JC-3R/12P	13	12JC-3R/1047P	101
10JC-52R17/3398H	11	12JC-3R/12R	100	12JC-3R/1075J	15
10JC-53R/1K	12	12JC-3R/12S	162	12JC-3R/1075K	15
10JC-53R/1S	161	12JC-3R/13J	14	12JC-3R/1075L	15
10JC-53R17/1L	12	12JC-3R/13K	14	12JC-3R/1075P	15
10JC-53R17/1P	99	12JC-3R/13L	14	12JC-3R/1081R	101
10JC-53R17/7K	12	12JC-3R/13P ✓	14	12JC-3R/1092L	16
10JC-53R17/7L	12	12JC-3R/13R	100	12JC-3R/1167P	101
10JC-53R17/7S	161	12JC-3R/13S	162	12JC-3R/1203S	163
10JC-53R/1140S	161	12JC-3R/55L	14	12JC-3R/1239L	16
10JC-53R/2669L	12	12JC-3R/55R	100	12JC-3R/1282P	16
10JC-53R/4025K	12	12JC-3R/96A	14	12JC-3R/1282R	101
10JC-53R17/507K	12	12JC-3R/96B	14	12JC-3R/1282S	163
10JC-53RV/1P	99	12JC-3R/96J	14	12JC-3R131/1L	16
10JC-53RV/96L	12	12JC-3R/96K	14	12JC-3R131/1M	16
10JC-53RV/96R	12	12JC-3R/96L	14	12JC-3R131/1P	16

MODEL INDEX SECTION

PLANT MODEL	MODEL DATA PAGE	PLANT MODEL	MODEL DATA PAGE	PLANT MODEL	MODEL DATA PAGE
12JC-3R131/1R	101	12JC-3R/2539R	102	12JC-3R/3779J	19
12JC-3R/1369L	16	12JC-3R/2621C	18	12JC-3R/3783J	20
12JC-3R/1369P	101	12JC-3R/2669K	18	12JC-3R/3787J	20
12JC-3R/1400J	16	12JC-3R/2669L	18	12JC-3R/3795J	20
12JC-3R/1428L	16	12JC-3R/2669P	18	12JC-3R/3808L	20
12JC-3R/1562P	101	12JC-3R/2701P	18	12JC-3R/3819S	163
12JC-3R/1634S	163	12JC-3R/2701R	102	12JC-3R/3828J	20
12JC-3R/1869S	163	12JC-3R/2731P	18	12JC-3R/3828L	20
12JC-3R/1873J	16	12JC-3R/2731R	102	12JC-3R/3852J	20
12JC-3R/1873L	16	12JC-3R/2731S	163	12JC-3R/3852P	103
12JC-3R/1873P	16	12JC-3R/2733P	102	12JC-3R/3868J	20
12JC-3R/1873S	163	12JC-3R/2733R	102	12JC-3R/3878J	20
12JC-3R/1920J	17	12JC-3R/2896P	18	12JC-3R/3883L	20
12JC-3R/1920K	17	12JC-3R/2896R	102	12JC-3R/3902K	20
12JC-3R/1920L	17	12JC-3R/2897L	18	12JC-3R/3905K	20
12JC-3R/1920P	101	12JC-3R/2897R	102	12JC-3R/3906K	20
12JC-3R/1920R	101	12JC-3R/2973R	102	12JC-3R/3909K	20
12JC-3R/1982L	17	12JC-3R/3005R	102	12JC-3R/3909L	20
12JC-3R/1982R	101	12JC-3R/3061S	163	12JC-3R/3909P	103
12JC-3R/1982S	163	12JC-3R/3089K	18	12JC-3R/3935K	20
12JC-3R/1983L	17	12JC-3R/3089L	18	12JC-3R/3950K	21
12JC-3R/1983P	17	12JC-3R/3115L	18	12JC-3R/4003K	21
12JC-3R/1983R	101	12JC-3R/3115S	163	12JC-3R/4003L	21
12JC-3R/2009K	17	12JC-3R/3139L	18	12JC-3R/4008K	21
12JC-3R/2009L	17	12JC-3R/3157L	18	12JC-3R/4034K	21
12JC-3R/2055L	17	12JC-3R/3157P	18	12JC-3R/4054K	21
12JC-3R/2110R	101	12JC-3R/3166P	18	12JC-3R/4056K	21
12JC-3R/2123K	17	12JC-3R/3191L	18	12JC-3R/4082L	21
12JC-3R/2123P	101	12JC-3R/3194J	19	12JC-3R/4085K	21
12JC-3R/2198R	101	12JC-3R/3231R	102	12JC-3R/4182K	21
12JC-3R/2219K	17	12JC-3R/3396L	19	12JC-3R/4182L	21
12JC-3R/2219L	17	12JC-3R/3398P	19	12JC-3R/4205P	21
12JC-3R/2219S	163	12JC-3R/3399K	19	12JC-3R/4210K	21
12JC-3R/2286A	17	12JC-3R/3399L	19	12JC-3R/4210L	21
12JC-3R/2320L	17	12JC-3R/3399P	102	12JC-3R/4211L	21
12JC-3R/2370R	102	12JC-3R/3404L	19	12JC-3R/4224K	22
12JC-3R/2442J	17	12JC-3R/3404R	103	12JC-3R/4253R	163
12JC-3R/2442K	17	12JC-3R/3409L	19	12JC-3R/4260K	22
12JC-3R/2442L	17	12JC-3R/3424L	19	12JC-3R/4270K	22
12JC-3R/2442P	17	12JC-3R/3435L	19	12JC-3R/4270L	22
12JC-3R/2442R	102	12JC-3R/3459J	19	12JC-3R/4283P	103
12JC-3R/2442S	163	12JC-3R/3459K	19	12JC-3R/4283R	103
12JC-3R/2468K	17	12JC-3R/3459P	19	12JC-3R/4288L	22
12JC-3R/2468L	17	12JC-3R/3506P	103	12JC-3R/4288P	22
12JC-3R/2468P	17	12JC-3R/3518K	19	12JC-3R/4311K	22
12JC-3R/2468R	102	12JC-3R/3518L	19	12JC-3R/4311L	22
12JC-3R/2468S	163	12JC-3R/3518P	103	12JC-3R/4388L	22
12JC-3R/2488J	18	12JC-3R/3596L	19	12JC-3R/4397L	22
12JC-3R/2488K	18	12JC-3R/3596P	19	12JC-3R/4431L	22
12JC-3R/2488P	102	12JC-3R/3663K	19	12JC-3R/4441L	22
12JC-3R/2489R	102	12JC-3R/3663L	19	12JC-3R/4459S	163
12JC-3R/2539J	18	12JC-3R/3742L	19	12JC-3R/4477L	22
12JC-3R/2539K	18	12JC-3R/3742P	103	12JC-3R/4480P	22
12JC-3R/2539L	18	12JC-3R/3742R	103	12JC-3R/4480R	103
12JC-3R/2539P	18	12JC-3R/3742S	163	12JC-3R/4493L	22

MODEL INDEX SECTION

5

PLANT MODEL	MODEL DATA PAGE	PLANT MODEL	MODEL DATA PAGE	PLANT MODEL	MODEL DATA PAGE
12JC-3R/4497L	22	12JC-3R/5649P	25	12JC-3R/6986R	109
12JC-3R/4509R	103	12JC-3R/5764R	104	12JC-3R/7016R	109
12JC-3R/4514L	22	12JC-3R/5773P	104	12JC-3R/7029R	165
12JC-3R/4531P	22	12JC-3R/5783P	104	12JC-3R/7047R	110
12JC-3R/4550L	22	12JC-3R/5802P	104	12JC-3R/7121R	110
12JC-3R/4558L	23	12JC-3R/5860P	104	12JC-3R/7122R	110
12JC-3R/4582L	23	12JC-3R/5875P	105	12JC-3R/7129R	110
12JC-3R/4598L	23	12JC-3R/5902P	164	12JC-3R/7130R	110
12JC-3R/4601L	23	12JC-3R/6006P	105	12JC-3R/7303R	110
12JC-3R/4710L	23	12JC-3R/6068P	105	12JC-3R/7378R	165
12JC-3R/4736L	23	12JC-3R/6068R	105	12JC-3R/7386R	165
12JC-3R/4749L	23	12JC-3R/6069P	105	12JC-3R/7400R	165
12JC-3R/4757L	23	12JC-3R/6074R	105	12JC-3R/7432R	165
12JC-3R/4758L	23	12JC-3R/6074S	164	12JC-3R/7486R	165
12JC-3R/4812L	23	12JC-3R/6075R	164	12JC-3R/7492R	165
12JC-3R/4960L	23	12JC-3R/6076P	105	12JC-3R/7536R	165
12JC-3R/4966L	23	12JC-3R/6076R	105	12JC-3R/7667R	165
12JC-3R/4970L	24	12JC-3R/6101R	105	12JC-3R/7842S	165
12JC-3R/4972L	24	12JC-3R/6109P	105	12JC-3R/7892S	166
12JC-3R/4972P	103	12JC-3R/6109R	106	12JC-3R/7911S	166
12JC-3R/5012L	24	12JC-3R/6132P	106	12JC-3R/8005S	166
12JC-3R/5018L	24	12JC-3R/6132R	106	12JC-3R/8066S	166
12JC-3R/5020P	103	12JC-3R/6153R	106	12JC-3R/8219S	166
12JC-3R/5031L	24	12JC-3R/6164R	106	12JC-3R/8220S	166
12JC-3R/5041S	163	12JC-3R/6189P	106	12JC-3R/8259S	166
12JC-3R/5063L	24	12JC-3R/6218R	106	12JC-3R/8269S	166
12JC-3R/5063R	103	12JC-3R/6219P	106	12JC-3R/8272S	166
12JC-3R/5119L	24	12JC-3R/6219R	106	12JC-3R/8284S	166
12JC-3R/5119R	104	12JC-3R/6227R	164	12JC-3R/8399S	166
12JC-3R/5123L	24	12JC-3R/6241R	107	12JC-3R/8429S	167
12JC-3R/5144S	164	12JC-3R/6251R	107	12JC-3R/8438S	167
12JC-3R/5226L	24	12JC-3R/6276R	107	12JC-3R/8537S	167
12JC-3R/5243S	164	12JC-3R/6288S	164	12JC-3R/8540S	167
12JC-3R/5248L	24	12JC-3R/6340R	107	12JC-3R/8600S	167
12JC-3R/5330L	24	12JC-3R/6362R	107	12JC-3R/8622S	167
12JC-3R/5349L	24	12JC-3R/6375R	107	12JC-3R17/507P	110
12JC-3R/5356P	25	12JC-3R/6408R	107	12JC-3R17/507R	110
12JC-3R/5373L	25	12JC-3R/6462R	107	12JC-3R17/710L	26
12JC-3R/5393L	25	12JC-3R/6462S	164	12JC-3R17/1031G	26
12JC-3R/5393P	25	12JC-3R/6483R	107	12JC-3R17/1031H	26
12JC-3R/5405L	25	12JC-3R/6492R	108	12JC-3R17/1041J	26
12JC-3R/5449P	25	12JC-3R/6589S	164	12JC-3R17/1140K	26
12JC-3R/5486P	25	12JC-3R/6667R	108	12JC-3R17/1140L	26
12JC-3R/5487P	25	12JC-3R/6711R	108	12JC-3R17/1579R	110
12JC-3R/5521R	164	12JC-3R/6719R	108	12JC-3R17/3398H	26
12JC-3R/5527P	25	12JC-3R/6732R	108	12JC-3R17/3398J	26
12JC-3R/5532R	104	12JC-3R/6732S	165	12JC-3R17/3941K	26
12JC-3R/5533P	104	12JC-3R/6813R	108	12JC-3R17/3994K	26
12JC-3R/5545P	104	12JC-3R/6832R	108	12JC-3R17/4148K	26
12JC-3R/5557P	104	12JC-3R/6839R	108	12JC-3R17/8294S	167
12JC-3R/5568R	164	12JC-3R/6840R	109	12JC-3R31/2079R	110
12JC-3R/5568S	164	12JC-3R/6897R	109	12JC-3R31/2442R	111
12JC-3R/5606P	25	12JC-3R/6898R	109	12JC-3R31/2468M	26
12JC-3R/5606R	104	12JC-3R/6921R	109	12JC-3R31/2468P	111
12JC-3R/5632P	25	12JC-3R/6961R	109	12JC-3R31/2468R	111

MODEL INDEX SECTION

PLANT MODEL	MODEL DATA PAGE	PLANT MODEL	MODEL DATA PAGE	PLANT MODEL	MODEL DATA PAGE
12JC-3R31/2468S	167	12JC-3RV/862R	112	12JC-3RV/5508P	30
12JC-3R31/2488R	167	12JC-3RV/931L	27	12JC-3RV/5740P	113
12JC-3R31/6065P	111	12JC-3RV/1080R	112	12JC-3RV/5740R	113
12JC-3R31/6362R	111	12JC-3RV/1203P	28	12JC-3RV/5743P	113
12JC-3R31/6996R	111	12JC-3RV/1234R	112	12JC-3RV/5743S	169
12JC-3R31/7081S	167	12JC-3RV/1282R	112	12JC-3RV/5974S	169
12JC-3R31/7204R	167	12JC-3RV/1282S	169	12JC-3RV/6323R	113
12JC-3R31/7670S	168	12JC-3RV/1676K	28	12JC-3RV/6338R	113
12JC-3R31/7721R	168	12JC-3RV/1676L	28	12JC-3RV/6673S	169
12JC-3R31/8275S	168	12JC-3RV/1681S	169	12JC-3RV/6854R	169
12JC-3R31/8539S	168	12JC-3RV/1982R	112	12JC-3RV/7233R	113
12JC-3R31/8621S	168	12JC-3RV/1983R	112	12JC-3RV/7836S	169
12JC-3R131/2468M	26	12JC-3RV/2055L	28	12JC-3RV/7990S	169
12JC-3R131/2468R	111	12JC-3RV/2055R	112	12JC-3RV/8551S	170
12JC-3R131/2488K	26	12JC-3RV/2165J	28	12JC-3RV/8553S	170
12JC-3R131/3405P	111	12JC-3RV/2165K	28	12JC-3RV31/710S	170
12JC-3R131/3405R	112	12JC-3RV/2198L	28	12JC-3RV6000/1R	113
12JC-3R131/6362S	168	12JC-3RV/2198R	113	12JC-3RV6000/1S	170
12JC-3RV/1J	27	12JC-3RV/2290L	28	12JC-3RV17/2198K	30
12JC-3RV/1K	27	12JC-3RV/2320K	28	12JC-3RV17/2198L	30
12JC-3RV/1L	27	12JC-3RV/2489K	28	12JC-3RV17/5740P	113
12JC-3RV/1P	27	12JC-3RV/2489L	28	12JC-3RV31/8620S	170
12JC-3RV/1R	112	12JC-3RV/2489P	28	12JC-3RV6000/1681S	170
12JC-3RV/1S	168	12JC-3RV/2489R	113	12JC-3RV6000/5790S	170
12JC-3RV/12L	27	12JC-3RV/2489S	169	12JC-4R/1J	30
12JC-3RV/12P	27	12JC-3RV/2888L	28	12JC-4R/1K	30
12JC-3RV/12R	112	12JC-3RV/2896L	28	12JC-4R/1L	30
12JC-3RV/12S	168	12JC-3RV/2896R	169	12JC-4R/1P	30
12JC-3RV/13L	27	12JC-3RV/2896S	169	12JC-4R/1R	113
12JC-3RV/13P	27	12JC-3RV/2897L	28	12JC-4R/1S	170
12JC-3RV/13R	112	12JC-3RV/3195R	169	12JC-4R/7L	30
12JC-3RV/55J	27	12JC-3RV/3212L	28	12JC-4R/7R	114
12JC-3RV/55K	27	12JC-3RV/3885P	28	12JC-4R/7S	170
12JC-3RV/55R	112	12JC-3RV/4165K	28	12JC-4R/12L	30
12JC-3RV/55S	168	12JC-3RV/4244K	29	12JC-4R/12P	114
12JC-3RV/96J	27	12JC-3RV/4380L	29	12JC-4R/12R	114
12JC-3RV/96K	27	12JC-3RV/4380P	29	12JC-4R/12S	170
12JC-3RV/96L	27	12JC-3RV/4463L	29	12JC-4R/13J	30
12JC-3RV/96P	27	12JC-3RV/4509R	113	12JC-4R/13K	30
12JC-3RV/96R	112	12JC-3RV/4509S	169	12JC-4R/13L	30
12JC-3RV/96S	168	12JC-3RV/4594P	113	12JC-4R/13P	30
12JC-3RV17/1K	27	12JC-3RV/4771R	169	12JC-4R/13R	114
12JC-3RV17/1R	168	12JC-3RV/4789L	29	12JC-4R/13S	170
12JC-3RV/211R	112	12JC-3RV/4881L	29	12JC-4R/55P	114
12JC-3RV31/1M	27	12JC-3RV/4911L	29	12JC-4R/55R	114
12JC-3RV31/1R	112	12JC-3RV/4966R	113	12JC-4R/96A	30
12JC-3RV31/1S	168	12JC-3RV/4966S	169	12JC-4R/96K	30
12JC-3RV/316P	112	12JC-3RV/5038L	29	12JC-4R/96L	30
12JC-3RV/363R	112	12JC-3RV/5038P	113	12JC-4R/96R	114
12JC-3RV/363S	168	12JC-3RV/5237L	29	12JC-4R/248S	170
12JC-3RV/382P	27	12JC-3RV/5252L	29	12JC-4R31/1L	30
12JC-3RV/382R	112	12JC-3RV/5252P	29	12JC-4R31/1M	30
12JC-3RV/544R	169	12JC-3RV/5296L	29	12JC-4R31/1P	31
12JC-3RV/862L	27	12JC-3RV/5398L	29	12JC-4R31/1R	114
12JC-3RV/862P	27	12JC-3RV/5398P	30	12JC-4R31/1S	170

MODEL INDEX SECTION

7

PLANT MODEL	MODEL DATA PAGE	PLANT MODEL	MODEL DATA PAGE	PLANT MODEL	MODEL DATA PAGE
12JC-4R/316K	31	12JC-4R/2442K	32	12JC-4R/3907L	34
12JC-4R/316L	31	12JC-4R/2442L	32	12JC-4R/3907P	34
12JC-4R31/7J	31	12JC-4R/2442P	32	12JC-4R/4005K	34
12JC-4R/391P	114	12JC-4R/2442R	115	12JC-4R/4005L	34
12JC-4R/710R	114	12JC-4R/2468K	32	12JC-4R/4017K	34
12JC-4R/742P	31	12JC-4R/2468L	32	12JC-4R/4044K	34
12JC-4R/742R	170	12JC-4R/2468P	32	12JC-4R/4044P	115
12JC-4R/768K	31	12JC-4R/2468R	115	12JC-4R/4086P	34
12JC-4R/768L	31	12JC-4R/2488K	32	12JC-4R/4129K	34
12JC-4R/768P	31	12JC-4R/2539K	32	12JC-4R/4145P	116
12JC-4R/862L	31	12JC-4R/2539L	32	12JC-4R/4316K	34
12JC-4R/862R	171	12JC-4R/2539P	33	12JC-4R/4316L	34
12JC-4R/862S	171	12JC-4R/2539R	115	12JC-4R/4480L	35
12JC-4R/1018S	171	12JC-4R/2539S	171	12JC-4R/4505R	116
12JC-4R/1041L	31	12JC-4R/2669K	33	12JC-4R/4509P	116
12JC-4R/1041P	114	12JC-4R/2669L	33	12JC-4R/4525L	35
12JC-4R/1041R	114	12JC-4R/2701S	171	12JC-4R/4528L	35
12JC-4R/1041S	171	12JC-4R/2733K	33	12JC-4R/4534L	35
12JC-4R/1047S	171	12JC-4R/2733L	33	12JC-4R/4536S	172
12JC-4R/1075K	31	12JC-4R/2733R	115	12JC-4R/4682L	35
12JC-4R/1075L	31	12JC-4R/2733S	171	12JC-4R/4710P	35
12JC-4R/1075R	114	12JC-4R/2896R	171	12JC-4R/4719L	35
12JC-4R/1075S	171	12JC-4R/3005L	33	12JC-4R/4725L	35
12JC-4R/1092P	31	12JC-4R/3098P	115	12JC-4R/4736L	35
12JC-4R/1092R	114	12JC-4R/3098R	115	12JC-4R/4763L	35
12JC-4R/1092S	171	12JC-4R/3139L	33	12JC-4R/4771S	172
12JC-4R/1140P	31	12JC-4R/3143L	33	12JC-4R/4808L	35
12JC-4R/1167P	114	12JC-4R/3157P	115	12JC-4R/4836L	35
12JC-4R/1202R	114	12JC-4R/3157S	172	12JC-4R/4853L	35
12JC-4R/1203P	31	12JC-4R/3191K	33	12JC-4R/4940L	35
12JC-4R/1239S	171	12JC-4R/3252R	115	12JC-4R/4965L	35
12JC-4R/1301S	171	12JC-4R/3263K	33	12JC-4R/5031L	35
12JC-4R131/1L	32	12JC-4R/3399L	33	12JC-4R/5060L	35
12JC-4R131/1P	32	12JC-4R/3399P	33	12JC-4R/5063P	35
12JC-4R131/1R	114	12JC-4R/3403L	33	12JC-4R/5088L	36
12JC-4R131/1S	171	12JC-4R/3404R	115	12JC-4R/5120L	36
12JC-4R/1400P	114	12JC-4R/3409S	172	12JC-4R/5167L	36
12JC-4R/1593P	114	12JC-4R/3432P	33	12JC-4R/5193P	36
12JC-4R/1871K	32	12JC-4R/3486L	33	12JC-4R/5194L	36
12JC-4R/1871L	32	12JC-4R/3486P	33	12JC-4R/5194R	172
12JC-4R/1873R	115	12JC-4R/3489P	33	12JC-4R/5199P	116
12JC-4R/1873S	171	12JC-4R/3518K	33	12JC-4R/5209L	36
12JC-4R/1920S	171	12JC-4R/3518L	33	12JC-4R/5232L	36
12JC-4R/1982L	32	12JC-4R/3521K	33	12JC-4R/5316P	36
12JC-4R/1982R	115	12JC-4R/3570P	34	12JC-4R/5356R	172
12JC-4R/1982S	171	12JC-4R/3596L	34	12JC-4R/5356S	172
12JC-4R/1983L	32	12JC-4R/3596P	34	12JC-4R/5389P	36
12JC-4R/1983R	171	12JC-4R/3694P	115	12JC-4R/5539P	36
12JC-4R/2088R	115	12JC-4R/3742L	34	12JC-4R/5601P	116
12JC-4R/2123P	32	12JC-4R/3742P	115	12JC-4R/5601S	172
12JC-4R/2198L	32	12JC-4R/3742R	115	12JC-4R/5611P	116
12JC-4R/2219K	32	12JC-4R/3742S	172	12JC-4R/5618P	116
12JC-4R/2219R	115	12JC-4R/3842J	34	12JC-4R/5681R	116
12JC-4R/2286A	32	12JC-4R/3885S	172	12JC-4R/5692P	116

MODEL INDEX SECTION

PLANT MODEL	MODEL DATA PAGE	PLANT MODEL	MODEL DATA PAGE	PLANT MODEL	MODEL DATA PAGE
12JC-4R/5778P	116	12JC-4R31/7464R	174	12JC-4XR/13R	120
12JC-4R/5802S	172	12JC-4R31/8541S	174	12JC-4XR/13S	175
12JC-4R/5832P	116	12JC-4R131/2468M	37	12JC-4XR/55L	38
12JC-4R/5863P	117	12JC-4R131/2468R	119	12JC-4XR31/1P	38
12JC-4R/5927R	117	12JC-4R131/3506R	174	12JC-4XR31/1R	120
12JC-4R/5993P	117	12JC-4R131/3506S	174	12JC-4XR31/1S	175
12JC-4R/6067P	117	12JC-4RV/1P	119	12JC-4XR/316L	38
12JC-4R/6067R	117	12JC-4RV/1R	119	12JC-4XR/862P	120
12JC-4R/6075S	172	12JC-4RV/1S	175	12JC-4XR/1018R	120
12JC-4R/6105P	117	12JC-4RV/12P	37	12JC-4XR/1041K	38
12JC-4R/6107R	117	12JC-4RV/12R	175	12JC-4XR/1041R	120
12JC-4R/6153R	117	12JC-4RV/13L	37	12JC-4XR/1041S	175
12JC-4R/6195R	117	12JC-4RV/13P	119	12JC-4XR/1047S	175
12JC-4R/6197R	117	12JC-4RV/13R	119	12JC-4XR/1075P	38
12JC-4R/6244R	117	12JC-4RV/13S	175	12JC-4XR/1075R	120
12JC-4R/6375R	172	12JC-4RV/55S	175	12JC-4XR/1075S	175
12JC-4R/6389R	118	12JC-4RV31/1L	37	12JC-4XR/1091J	39
12JC-4R/6498R	118	12JC-4RV31/1M	37	12JC-4XR/1142S	175
12JC-4R/6669R	118	12JC-4RV/316K	37	12JC-4XR/1982K	39
12JC-4R/6722R	118	12JC-4RV/316L	37	12JC-4XR/1982L	39
12JC-4R/6723R	118	12JC-4RV/710R	119	12JC-4XR/1983P	39
12JC-4R/6739R	118	12JC-4RV131/1L	38	12JC-4XR/2539L	39
12JC-4R/6887R	118	12JC-4RV/1428R	119	12JC-4XR/2539P	39
12JC-4R/6917R	118	12JC-4RV/1982L	38	12JC-4XR/2539R	120
12JC-4R/6934R	118	12JC-4RV/1983P	119	12JC-4XR/2539S	175
12JC-4R/7038S	172	12JC-4RV/1983R	119	12JC-4XR/2660L	39
12JC-4R/7300R	173	12JC-4RV/2198R	119	12JC-4XR/2660R	175
12JC-4R/7367R	173	12JC-4RV/2198S	175	12JC-4XR/2865S	175
12JC-4R/7393S	173	12JC-4RV/5038R	119	12JC-4XR/2896P	39
12JC-4R/7507R	173	12JC-4RV/5218L	38	12JC-4XR/2896R	120
12JC-4R/7642R	173	12JC-4RV/5399P	38	12JC-4XR/2896S	175
12JC-4R/7784R	173	12JC-4RV/5713P	119	12JC-4XR31/12M	39
12JC-4R/7876S	173	12JC-4RV/5807P	119	12JC-4XR/3143L	39
12JC-4R/7905S	173	12JC-4RV/6086R	120	12JC-4XR/3157L	39
12JC-4R/7967S	173	12JC-4RV/6176P	120	12JC-4XR/3157P	39
12JC-4R/8003S	173	12JC-4RV/6197S	175	12JC-4XR/3166P	39
12JC-4R/8052S	173	12JC-4RV/6428R	120	12JC-4XR/3195L	39
12JC-4R/8354S	173	12JC-4RV/6596R	120	12JC-4XR/3354K	39
12JC-4R/8405S	173	12JC-4RV/6638R	120	12JC-4XR/3354L	39
12JC-4R/8451S	174	12JC-4RV/7509S	175	12JC-4XR/3398L	40
12JC-4R/8540S	174	12JC-4RV/8540S	175	12JC-4XR/3486K	40
12JC-4R/8542S	174	12JC-4XE/7829S	175	12JC-4XR/3486L	40
12JC-4R/8545S	174	12JC-4XR/1K	38	12JC-4XR/3489R	120
12JC-4R/8610S	174	12JC-4XR/1L	38	12JC-4XR/3518K	40
12JC-4R/8627S	174	12JC-4XR/1P	38	12JC-4XR/3518L	40
12JC-4R/8628S	174	12JC-4XR/1R	120	12JC-4XR/3596P	40
12JC-4R30/1390R	118	12JC-4XR/1S	175	12JC-4XR/3663K	40
12JC-4R30/8114S	174	12JC-4XR/7R	120	12JC-4XR/3663P	40
12JC-4R31/2468L	36	12JC-4XR/12K	38	12JC-4XR/3742S	176
12JC-4R31/2468M	36	12JC-4XR/12L	38	12JC-4XR/4145P	40
12JC-4R31/2468P	37	12JC-4XR/12P	38	12JC-4XR/4710P	40
12JC-4R31/2468R	119	12JC-4XR/13J	38	12JC-4XR/5020L	40
12JC-4R31/2468S	174	12JC-4XR/13K	38	12JC-4XR/5063R	121
12JC-4R31/2488S	174	12JC-4XR/13L	38	12JC-4XR/5154P	40
12JC-4R31/6362R	119	12JC-4XR/13P	38	12JC-4XR/5154S	176

MODEL INDEX SECTION

9

PLANT MODEL	MODEL DATA PAGE	PLANT MODEL	MODEL DATA PAGE	PLANT MODEL	MODEL DATA PAGE
12JC-4XR/5307P	40	12JC-5DR/13R	122	12JC-5DR/6269R	123
12JC-4XR/5614P	121	12JC-5DR/96L	41	12JC-5DR/6286R	123
12JC-4XR/5663P	121	12JC-5DR/248S	178	12JC-5DR/6354R	123
12JC-4XR/5663R	121	12JC-5DR31/1S	178	12JC-5DR/6428S	178
12JC-4XR/6075P	121	12JC-5DR/710K	41	12JC-5DR/6693R	124
12JC-4XR/6075R	121	12JC-5DR/710L	41	12JC-5DR/6732S	178
12JC-4XR/6077P	121	12JC-5DR/710P	122	12JC-5DR/6801R	124
12JC-4XR/6077R	121	12JC-5DR/710R	122	12JC-5DR/6834S	178
12JC-4XR/6077S	176	12JC-5DR/742P	41	12JC-5DR/6970R	124
12JC-4XR/6137R	121	12JC-5DR/862S	178	12JC-5DR/7286S	178
12JC-4XR/6280R	121	12JC-5DR/1041K	41	12JC-5DR/7325R	179
12JC-4XR/6399R	176	12JC-5DR/1041P	122	12JC-5DR/7771S	179
12JC-4XR/6428R	121	12JC-5DR/1041R	122	12JC-5DR/7856S	179
12JC-4XR/6622S	176	12JC-5DR/1092P	41	12JC-5DR/8316S	179
12JC-4XR/6769R	121	12JC-5DR/1301R	122	12JC-5DR/8629S	179
12JC-4XR/6813R	121	12JC-5DR131/1P	122	12JC-5DR31/8539S	179
12JC-4XR/6817R	122	12JC-5DR131/1R	178	12JC-5DR131/2442R	124
12JC-4XR/7351R	176	12JC-5DR/1873P	122	12JC-5DRV/1J	42
12JC-4XR/7368R	176	12JC-5DR/1873R	122	12JC-5DRV/1K	42
12JC-4XR/7368S	176	12JC-5DR/1983L	41	12JC-5DRV/1L	42
12JC-4XR/7495S	176	12JC-5DR/2125A	41	12JC-5DRV/1P	42
12JC-4XR/7504R	176	12JC-5DR/2165B	41	12JC-5DRV/1R	124
12JC-4XR/7504S	176	12JC-5DR/2198S	178	12JC-5DRV/1S	179
12JC-4XR/7509S	176	12JC-5DR/2442R	178	12JC-5DRV/12P	124
12JC-4XR/7794S	176	12JC-5DR/2468J	41	12JC-5DRV/12R	124
12JC-4XR/8182S	177	12JC-5DR/2468K	41	12JC-5DRV/13R	124
12JC-4XR/8542S	177	12JC-5DR/2468L	41	12JC-5DRV/96P	124
12JC-4XR/8547S	177	12JC-5DR/2468R	122	12JC-5DRV/525K	42
12JC-4XR/8608S	177	12JC-5DR/2493R	178	12JC-5DRV/1661P	124
12JC-4XR/8609S	177	12JC-5DR/2539K	41	12JC-5DRV/2198R	124
12JC-4XR31/2468M	40	12JC-5DR/2539P	122	12JC-5DRV/2896L	42
12JC-4XR31/5163R	122	12JC-5DR/2539R	122	12JC-5DRV/2896P	124
12JC-4XR31/8448S	177	12JC-5DR/2539S	178	12JC-5DRV/2896S	179
12JC-4XR31/8539S	177	12JC-5DR/2897P	123	12JC-5DRV/4540P	124
12JC-4XR131/6507R	177	12JC-5DR/2897R	123	12JC-5DRV/4594P	124
12JC-4XR131/7672R	177	12JC-5DR/3089J	41	12JC-6DR/2539L	42
12JC-4XRV/13S	177	12JC-5DR/3089P	41	12JC-8E/4229K	42
12JC-4XRV/1593S	177	12JC-5DR/3547K	41	12JC-8R/2701R	179
12JC-4XRV/4471L	40	12JC-5DR/3547L	41	12JC-8RV31/1L	42
12JC-4XRV/5883P	122	12JC-5DR/3631P	123	12JC-8RV31/1M	42
12JC-4XRV/8349S	177	12JC-5DR/3631R	123	12JC-9RV/1593P	124
12JC-4XRV/8540S	178	12JC-5DR/3663L	41	12JC-9XR/1869S	179
12JC-5DR/1J	40	12JC-5DR/3808J	42	12JC-9XR/2198S	179
12JC-5DR/1K	41	12JC-5DR/4208K	42	12JC-52R/1369G	42
12JC-5DR/1P	41	12JC-5DR/4208L	42	12JC-53E/2723F	42
12JC-5DR/1R	122	12JC-5DR/4529L	42	12JC-53M/3798J	43
12JC-5DR/1S	178	12JC-5DR/4536L	42	12JC-53M/3798P	43
12JC-5DR/7K	41	12JC-5DR/5063P	123	12JC-53R/1C	43
12JC-5DR/12L	41	12JC-5DR/5259L	42	12JC-53R/1F	43
12JC-5DR/12P	41	12JC-5DR/5802R	123	12JC-53R/1G	43
12JC-5DR/12R	122	12JC-5DR/5811R	178	12JC-53R/1J	43
12JC-5DR/13J	41	12JC-5DR/6101P	123	12JC-53R/1L	43
12JC-5DR/13K	41	12JC-5DR/6101R	123	12JC-53R/1R	124
12JC-5DR/13L	41	12JC-5DR/6153R	123	12JC-53R/1S	179
12JC-5DR/13P	41	12JC-5DR/6153S	178	12JC-53R/1T	42

MODEL INDEX SECTION

PLANT MODEL	MODEL DATA PAGE	PLANT MODEL	MODEL DATA PAGE	PLANT MODEL	MODEL DATA PAGE
12JC-53R/391G	43	12JC-99R/4764L	45	15JC-3R/13H	46
12JC-53R/391K	43	12JC-99R/7053R	125	15JC-3R/13J	46
12JC-53R/391L	43	12JC-99R/7552R	180	15JC-3R/13K	47
12JC-53R/391P	43	12JC-99RV/5072L	45	15JC-3R/13L	47
12JC-53R/710F	43	12JC-99RV/5072P	125	15JC-3R/13P	47
12JC-53R/710H	43	12JC-99RV/7186R	125	15JC-3R/13R	125
12JC-53R/710J	43	12JC-599R/7104R	125	15JC-3R/13S	180
12JC-53R/710K	43	12JC-599R/7485R	180	15JC-3R/31K	47
12JC-53R/710L	43	15JC-1R31/1P	45	15JC-3R/55J	47
12JC-53R/710P	43	15JC-1R31/1S	180	15JC-3R/55L	47
12JC-53R/2198J	43	15JC-2XR/7401R	180	15JC-3R/55R	125
12JC-53R/2468G	43	15JC-2XR/7826S	180	15JC-3R/96C	47
12JC-53R/3070F	43	15JC-3E/2864F	45	15JC-3R/96G	47
12JC-53R/3661J	43	15JC-3E/2864J	45	15JC-3R/96J	47
12JC-53R/6411R	124	15JC-3E/3362H	45	15JC-3R/96K	47
12JC-53RV/1R	179	15JC-3E/2728J	45	15JC-3R/96L	47
12JC-53RV/96L	44	15JC-3E/3728R	180	15JC-3R/96P	47
12JC-53RV/96P	44	15JC-3E/3893F	45	15JC-3R/96R	125
12JC-53RV/5237L	44	15JC-3E/4041K	45	15JC-3R/96S	180
12JC-54R/1K	44	15JC-3E/4691L	45	15JC-3R/211S	180
12JC-54R/96R	124	15JC-3R/1A	45	15JC-3R/248L	47
12JC-54R/6338R	124	15JC-3R/1B	46	15JC-3R/248P	47
12JC-55DR/1P	125	15JC-3R/1C	46	15JC-3R30/1P	47
12JC-55DR/710G	44	15JC-3R/1D	46	15JC-3R30/1R	180
12JC-55DR/2720G	44	15JC-3R/1E	46	15JC-3R30/1S	180
12JC-55DRV/2198L	44	15JC-3R/1F	46	15JC-3R31/1L	47
12JC-57R/1C	44	15JC-3R/1G	46	15JC-3R31/1M	47
12JC-57R/1G	44	15JC-3R/1H	46	15JC-3R31/1P	47
12JC-57R/1J	44	15JC-3R/1J	46	15JC-3R31/1R	125
12JC-57R/1K	44	15JC-3R/1K	46	15JC-3R31/1S	181
12JC-57R/1L	44	15JC-3R/1L	46	15JC-3R/316A	48
12JC-57R/1R	125	15JC-3R/1P	46	15JC-3R/316F	48
12JC-57R/1S	179	15JC-3R/1R	125	15JC-3R/316G	48
12JC-57R/507R	179	15JC-3R/1S	180	15JC-3R/316L	48
12JC-57R/1041L	44	15JC-3R/7K	46	15JC-3R/316P	48
12JC-57R/1041P	44	15JC-3R/7L	46	15JC-3R/507L	48
12JC-57R/1041S	180	15JC-3R/7P	46	15JC-3R/525C	48
12JC-57R/2198S	180	15JC-3R/7R	125	15JC-3R/525F	48
12JC-57R/2669G	44	15JC-3R/7S	180	15JC-3R/544L	48
12JC-57R/2669L	44	15JC-3R/12A	46	15JC-3R/561P	125
12JC-57R/2701J	44	15JC-3R/12B	46	15JC-3R/561R	125
12JC-57R/5114L	44	15JC-3R/12C	46	15JC-3R/637R	125
12JC-57XR/12R	125	15JC-3R/12E	46	15JC-3R/710A	48
12JC-57XR/13R	125	15JC-3R/12G	46	15JC-3R/710B	48
12JC-57XR/13S	180	15JC-3R/12H	46	15JC-3R/710K	48
12JC-57XR/96G	44	15JC-3R/12J	46	15JC-3R/710L	48
12JC-57XR/1872G	44	15JC-3R/12K	46	15JC-3R/710P	125
12JC-57XR/2468G	44	15JC-3R/12L	46	15JC-3R/710R	125
12JC-57XR/3089J	44	15JC-3R/12P	46	15JC-3R/742H	48
12JC-57XR/7991S	180	15JC-3R/12R	125	15JC-3R/742P	48
12JC-57XRV/96L	44	15JC-3R/12S	180	15JC-3R/768B	48
12JC-57XRV/96P	45	15JC-3R/13C	46	15JC-3R/768L	48
12JC-57XRV/96R	125	15JC-3R/13D	46	15JC-3R/768R	125
12JC-57XRV/4311L	45	15JC-3R/13E	46	15JC-3R/851J	48
12JC-99R/3971K	45	15JC-3R/13G	46	15JC-3R/862H	48

MODEL INDEX SECTION

11

PLANT MODEL	MODEL DATA PAGE	PLANT MODEL	MODEL DATA PAGE	PLANT MODEL	MODEL DATA PAGE
15JC-3R/862K	48	15JC-3R/1982C	50	15JC-3R/2669L	52
15JC-3R/862L	48	15JC-3R/1982E	50	15JC-3R/2701G	52
15JC-3R/862P	126	15JC-3R/1982L	50	15JC-3R/2731G	52
15JC-3R/862R	126	15JC-3R/1982P	50	15JC-3R/2731J	52
15JC-3R/926L	49	15JC-3R/1982R	127	15JC-3R/2731L	52
15JC-3R/926R	181	15JC-3R/1982S	181	15JC-3R/2731R	127
15JC-3R/926S	181	15JC-3R/1983D	50	15JC-3R/2731S	181
15JC-3R/989P	49	15JC-3R/1983K	50	15JC-3R/2733L	52
15JC-3R/1018L	49	15JC-3R/1983L	50	15JC-3R/2733P	127
15JC-3R/1018R	126	15JC-3R/1983P	50	15JC-3R/2738F	52
15JC-3R/1027L	49	15JC-3R/1983R	127	15JC-3R/2758C	52
15JC-3R/1041H	49	15JC-3R/1983S	181	15JC-3R/2759C	52
15JC-3R/1041J	49	15JC-3R/2079F	50	15JC-3R/2760C	52
15JC-3R/1041L	49	15JC-3R/2088R	127	15JC-3R/2804E	52
15JC-3R/1041R	126	15JC-3R/2123K	50	15JC-3R/2823R	128
15JC-3R/1041S	181	15JC-3R/2165G	51	15JC-3R/2832F	52
15JC-3R/1075J	49	15JC-3R/2198P	127	15JC-3R/2832G	52
15JC-3R/1075K	49	15JC-3R/2198R	127	15JC-3R/2843E	52
15JC-3R/1075L	49	15JC-3R/2198S	181	15JC-3R/2843F	52
15JC-3R/1075P	126	15JC-3R/2205P	51	15JC-3R/2846F	52
15JC-3R/1075R	126	15JC-3R/2205S	181	15JC-3R/2847E	52
15JC-3R/1078J	49	15JC-3R/2219A	51	15JC-3R/2847F	52
15JC-3R/1078L	49	15JC-3R/2219R	127	15JC-3R/2856E	52
15JC-3R/1078R	126	15JC-3R/2219S	181	15JC-3R/2856F	53
15JC-3R/1078J	49	15JC-3R/2326A	51	15JC-3R/2875F	53
15JC-3R/1078L	49	15JC-3R/2350A	51	15JC-3R/2889F	53
15JC-3R/1092H	49	15JC-3R/2442H	51	15JC-3R/2896R	128
15JC-3R/1092J	49	15JC-3R/2442L	51	15JC-3R/2896S	181
15JC-3R/1092R	126	15JC-3R/2442P	51	15JC-3R/2897F	53
15JC-3R/1202R	181	15JC-3R/2442R	127	15JC-3R/2897K	53
15JC-3R/1239H	49	15JC-3R/2454L	51	15JC-3R/2908F	53
15JC-3R/1266C	49	15JC-3R/2454P	51	15JC-3R/2938R	128
15JC-3R/1282P	126	15JC-3R/2454S	181	15JC-3R/2961F	53
15JC-3R/1282R	126	15JC-3R/2468D	51	15JC-3R/2971F	53
15JC-3R/1301K	49	15JC-3R/2468F	51	15JC-3R/2975F	53
15JC-3R/1301L	49	15JC-3R/2468J	51	15JC-3R/3001F	53
15JC-3R131/1L	49	15JC-3R/2468K	51	15JC-3R/3003S	182
15JC-3R131/1P	126	15JC-3R/2468L	51	15JC-3R/3005F	53
15JC-3R131/1R	126	15JC-3R/2468P	51	15JC-3R/3047G	53
15JC-3R131/1S	181	15JC-3R/2468R	127	15JC-3R/3060G	53
15JC-3R131/7L	50	15JC-3R/2468S	181	15JC-3R/3066G	53
15JC-3R/1359G	50	15JC-3R/2532C	51	15JC-3R/3075G	53
15JC-3R/1369K	50	15JC-3R/2539H	51	15JC-3R/3089H	53
15JC-3R/1489L	50	15JC-3R/2539J	51	15JC-3R/3089J	53
15JC-3R/1579L	50	15JC-3R/2539K	51	15JC-3R/3089K	53
15JC-3R/1600J	50	15JC-3R/2539L	51	15JC-3R/3089L	53
15JC-3R/1762L	50	15JC-3R/2539P	51	15JC-3R/3089P	53
15JC-3R/1872P	126	15JC-3R/2539R	127	15JC-3R/3098P	128
15JC-3R/1872R	127	15JC-3R/2539S	181	15JC-3R/3098R	128
15JC-3R/1873L	50	15JC-3R/2588K	51	15JC-3R/3098S	182
15JC-3R/1873P	50	15JC-3R/2588L	52	15JC-3R/3115G	53
15JC-3R/1873R	127	15JC-3R/2660L	52	15JC-3R/3115K	53
15JC-3R/1873S	181	15JC-3R/2669H	52	15JC-3R/3115L	53
15JC-3R/1920P	127	15JC-3R/2669J	52	15JC-3R/3129G	54
15JC-3R/1920R	127	15JC-3R/2669K	52	15JC-3R/3129R	128

MODEL INDEX SECTION

PLANT MODEL	MODEL DATA PAGE	PLANT MODEL	MODEL DATA PAGE	PLANT MODEL	MODEL DATA PAGE
15JC-3R/3139J	54	15JC-3R/3596P	56	15JC-3R/4436L	58
15JC-3R/3139K	54	15JC-3R/3660J	56	15JC-3R/4441S	182
15JC-3R/3139L	54	15JC-3R/3663J	56	15JC-3R/4471R	129
15JC-3R/3139P	128	15JC-3R/3663L	56	15JC-3R/4483L	59
15JC-3R/3157G	54	15JC-3R/3667R	182	15JC-3R/4502L	59
15JC-3R/3157K	54	15JC-3R/3695L	56	15JC-3R/4503L	59
15JC-3R/3157R	128	15JC-3R/3722S	182	15JC-3R/4531L	59
15JC-3R/3167G	54	15JC-3R/3724J	56	15JC-3R/4541L	59
15JC-3R/3171P	54	15JC-3R/3742K	56	15JC-3R/4655L	59
15JC-3R/3191G	54	15JC-3R/3742R	182	15JC-3R/4655R	129
15JC-3R/3194G	54	15JC-3R/3766J	57	15JC-3R/4695P	129
15JC-3R/3194L	54	15JC-3R/3819R	128	15JC-3R/4719L	59
15JC-3R/3223G	54	15JC-3R/3829J	57	15JC-3R/4736P	59
15JC-3R/3231R	128	15JC-3R/3833J	57	15JC-3R/4738L	59
15JC-3R/3231S	182	15JC-3R/3869L	57	15JC-3R/4750L	59
15JC-3R/3272H	54	15JC-3R/3939K	57	15JC-3R/4759L	59
15JC-3R/3272L	54	15JC-3R/3939L	57	15JC-3R/4762L	59
15JC-3R/3272P	54	15JC-3R/3945P	128	15JC-3R/4803L	59
15JC-3R/3283H	54	15JC-3R/3945R	128	15JC-3R/4813L	59
15JC-3R/3323J	54	15JC-3R/3969L	57	15JC-3R/4818L	59
15JC-3R/3347H	55	15JC-3R/3980R	182	15JC-3R/4847L	59
15JC-3R/3354H	55	15JC-3R/3992K	57	15JC-3R/4972L	59
15JC-3R/3396S	182	15JC-3R/3998L	57	15JC-3R/4972P	60
15JC-3R/3398P	55	15JC-3R/4011K	57	15JC-3R/4974L	60
15JC-3R/3399L	55	15JC-3R/4034L	57	15JC-3R/5018P	60
15JC-3R/3403L	55	15JC-3R/4035K	57	15JC-3R/5026L	60
15JC-3R/3405L	55	15JC-3R/4035L	57	15JC-3R/5032L	60
15JC-3R/3405R	128	15JC-3R/4035P	57	15JC-3R/5045L	60
15JC-3R/3409L	55	15JC-3R/4093K	57	15JC-3R/5063R	129
15JC-3R/3423K	55	15JC-3R/4112S	182	15JC-3R/5063S	182
15JC-3R/3424H	55	15JC-3R/4172K	57	15JC-3R/5132S	182
15JC-3R/3432P	128	15JC-3R/4172P	128	15JC-3R/5142L	60
15JC-3R/3435L	55	15JC-3R/4192L	57	15JC-3R/5142P	60
15JC-3R/3438H	55	15JC-3R/4206K	57	15JC-3R/5142R	129
15JC-3R/3438J	55	15JC-3R/4209K	57	15JC-3R/5149L	60
15JC-3R/3459H	55	15JC-3R/4209L	58	15JC-3R/5163L	60
15JC-3R/3459J	55	15JC-3R/4210L	58	15JC-3R/5172L	60
15JC-3R/3471S	182	15JC-3R/4219K	58	15JC-3R/5176L	60
15JC-3R/3482H	55	15JC-3R/4241K	58	15JC-3R/5198L	60
15JC-3R/3482J	55	15JC-3R/4248K	58	15JC-3R/5211L	60
15JC-3R/3486P	55	15JC-3R/4263K	58	15JC-3R/5216L	60
15JC-3R/3504J	56	15JC-3R/4263L	58	15JC-3R/5241L	61
15JC-3R/3518L	56	15JC-3R/4263P	128	15JC-3R/5257L	61
15JC-3R/3518P	56	15JC-3R/4270P	128	15JC-3R/5266P	61
15JC-3R/3543L	56	15JC-3R/4270R	128	15JC-3R/5294L	61
15JC-3R/3543P	56	15JC-3R/4272P	58	15JC-3R/5311P	61
15JC-3R/3546L	56	15JC-3R/4283L	58	15JC-3R/5313L	61
15JC-3R/3550P	56	15JC-3R/4283P	58	15JC-3R/5315P	129
15JC-3R/3550R	182	15JC-3R/4283R	129	15JC-3R/5348L	61
15JC-3R/3555K	56	15JC-3R/4315L	58	15JC-3R/5356P	129
15JC-3R/3570R	182	15JC-3R/4338K	58	15JC-3R/5373L	61
15JC-3R/3574J	56	15JC-3R/4338L	58	15JC-3R/5375P	61
15JC-3R/3582J	56	15JC-3R/4344L	58	15JC-3R/5379P	61
15JC-3R/3596J	56	15JC-3R/4397P	58	15JC-3R/5383P	61
15JC-3R/3596L	56	15JC-3R/4414L	58	15JC-3R/5385P	61

MODEL INDEX SECTION

13

PLANT MODEL	MODEL DATA PAGE	PLANT MODEL	MODEL DATA PAGE	PLANT MODEL	MODEL DATA PAGE
15JC-3R/5386P	61	15JC-3R/6365R	132	15JC-3R/7713R	185
15JC-3R/5424P	62	15JC-3R/6375R	132	15JC-3R/7738R	185
15JC-3R/5462P	62	15JC-3R/6378R	133	15JC-3R/7755S	185
15JC-3R/5530P	62	15JC-3R/6401R	133	15JC-3R/7765R	185
15JC-3R/5532P	62	15JC-3R/6419R	133	15JC-3R/7887S	185
15JC-3R/5536P	129	15JC-3R/6428R	183	15JC-3R/7892S	185
15JC-3R/5568P	62	15JC-3R/6438R	133	15JC-3R/7935S	185
15JC-3R/5568S	182	15JC-3R/6462S	183	15JC-3R/7976S	185
15JC-3R/5587P	62	15JC-3R/6479R	133	15JC-3R/8002S	186
15JC-3R/5651P	62	15JC-3R/6485R	133	15JC-3R/8009S	186
15JC-3R/5652P	62	15JC-3R/6519R	133	15JC-3R/8087S	186
15JC-3R/5674P	62	15JC-3R/6569R	133	15JC-3R/8135S	186
15JC-3R/5723P	129	15JC-3R/6589R	133	15JC-3R/8142S	186
15JC-3R/5772P	129	15JC-3R/6595R	133	15JC-3R/8149S	186
15JC-3R/5780P	129	15JC-3R/6598R	134	15JC-3R/8192S	186
15JC-3R/5780R	129	15JC-3R/6598S	183	15JC-3R/8221S	186
15JC-3R/5780S	183	15JC-3R/6613R	134	15JC-3R/8259S	186
15JC-3R/5783P	129	15JC-3R/6616S	183	15JC-3R/8284S	186
15JC-3R/5811P	130	15JC-3R/6625R	134	15JC-3R/8293S	186
15JC-3R/5811S	183	15JC-3R/6644R	134	15JC-3R/8325S	186
15JC-3R/5873P	130	15JC-3R/6647R	134	15JC-3R/8354S	187
15JC-3R/5874P	130	15JC-3R/6688R	134	15JC-3R/8402S	187
15JC-3R/5875P	130	15JC-3R/6698R	134	15JC-3R/8425S	187
15JC-3R/5881P	130	15JC-3R/6702R	134	15JC-3R/8430S	187
15JC-3R/5891P	130	15JC-3R/6766S	183	15JC-3R/8442S	187
15JC-3R/5891R	130	15JC-3R/6767R	134	15JC-3R/8447S	187
15JC-3R/5902R	130	15JC-3R/6813R	134	15JC-3R/8452S	187
15JC-3R/5902S	183	15JC-3R/6859R	134	15JC-3R/8542S	187
15JC-3R/5910P	130	15JC-3R/6893R	134	15JC-3R/8548S	187
15JC-3R/5923S	183	15JC-3R/6922R	135	15JC-3R/8628S	187
15JC-3R/5975P	130	15JC-3R/6927R	135	15JC-3R/8630S	187
15JC-3R/6017P	130	15JC-3R/6929R	184	15JC-3R8/768A	62
15JC-3R/6045P	131	15JC-3R/6935R	135	15JC-3R30/2468R	136
15JC-3R/6045R	131	15JC-3R/7026R	135	15JC-3R30/2468S	187
15JC-3R/6062P	131	15JC-3R/7063R	135	15JC-3R31/2468M	62
15JC-3R/6062R	131	15JC-3R/7063S	184	15JC-3R31/2468P	62
15JC-3R/6075S	183	15JC-3R/7065R	135	15JC-3R31/2468R	136
15JC-3R/6116P	131	15JC-3R/7122R	135	15JC-3R31/2468S	188
15JC-3R/6116R	131	15JC-3R/7174R	135	15JC-3R31/3424P	63
15JC-3R/6119P	131	15JC-3R/7201R	135	15JC-3R31/8043S	188
15JC-3R/6132P	131	15JC-3R/7203R	136	15JC-3R31/8539S	188
15JC-3R/6132R	131	15JC-3R/7203S	184	15JC-3R131/2468L	63
15JC-3R/6164R	131	15JC-3R/7264S	184	15JC-3R131/2468P	136
15JC-3R/6180R	131	15JC-3R/7337R	184	15JC-3R131/2468R	136
15JC-3R/6189S	183	15JC-3R/7343R	136	15JC-3R131/6362R	136
15JC-3R/6201R	131	15JC-3R/7420R	184	15JC-3RV/1J	63
15JC-3R/6223R	132	15JC-3R/7432R	184	15JC-3RV/1K	63
15JC-3R/6233P	132	15JC-3R/7531R	184	15JC-3RV/1L	63
15JC-3R/6251R	132	15JC-3R/7564R	184	15JC-3RV/1P	63
15JC-3R/6263R	132	15JC-3R/7604R	184	15JC-3RV/1R	136
15JC-3R/6266R	132	15JC-3R/7628R	184	15JC-3RV/1S	188
15JC-3R/6280S	183	15JC-3R/7628S	184	15JC-3RV/12L	63
15JC-3R/6300R	132	15JC-3R/7667S	185	15JC-3RV/12P	63
15JC-3R/6354R	132	15JC-3R/7673R	185	15JC-3RV/12R	136
15JC-3R/6363R	132	15JC-3R/7673S	185	15JC-3RV/12S	188

MODEL INDEX SECTION

PLANT MODEL	MODEL DATA PAGE	PLANT MODEL	MODEL DATA PAGE	PLANT MODEL	MODEL DATA PAGE
15JC-3RV/13P	63	15JC-3RV/5237L	64	15JC-4R/1D	66
15JC-3RV/13R	136	15JC-3RV/5381P	64	15JC-4R/1E	66
15JC-3RV/55R	136	15JC-3RV/5398P	64	15JC-4R/1F	66
15JC-3RV/55S	188	15JC-3RV/5508P	65	15JC-4R/1G	66
15JC-3RV/96K	63	15JC-3RV/5565P	65	15JC-4R/1H	66
15JC-3RV/96L	63	15JC-3RV/5565R	137	15JC-4R/1J	66
15JC-3RV/96P	63	15JC-3RV/5568R	189	15JC-4R/1K	66
15JC-3RV/96R	136	15JC-3RV/5663P	65	15JC-4R/1L	66
15JC-3RV/96S	188	15JC-3RV/5740P	137	15JC-4R/1P	66
15JC-3RV/211S	188	15JC-3RV/5740R	138	15JC-4R/1R	139
15JC-3RV/248P	137	15JC-3RV/5743P	138	15JC-4R/1S	190
15JC-3RV31/1M	63	15JC-3RV/5743R	138	15JC-4R/7K	66
15JC-3RV31/1R	137	15JC-3RV/5743S	189	15JC-4R/7L	66
15JC-3RV31/1S	188	15JC-3RV/5780P	138	15JC-4R/7P	139
15JC-3RV/316R	137	15JC-3RV/5780R	138	15JC-4R/7S	190
15JC-3RV/363R	188	15JC-3RV/5780S	189	15JC-4R/12C	66
15JC-3RV/507P	63	15JC-3RV/5780P	138	15JC-4R/12G	66
15JC-3RV/544R	188	15JC-3RV/5780R	138	15JC-4R/12H	66
15JC-3RV/658S	188	15JC-3RV/5805P	138	15JC-4R/12J	66
15JC-3RV/710R	137	15JC-3RV/5807R	138	15JC-4R/12K	66
15JC-3RV/768S	188	15JC-3RV/5810P	138	15JC-4R/12L	66
15JC-3RV/851P	137	15JC-3RV/5927R	138	15JC-4R/12P	66
15JC-3RV/862R	137	15JC-3RV/6005P	138	15JC-4R/12R	139
15JC-3RV/931R	137	15JC-3RV/6011S	189	15JC-4R/12S	190
15JC-3RV/931S	188	15JC-3RV/6119P	138	15JC-4R/13E	66
15JC-3RV/989R	188	15JC-3RV/6266R	138	15JC-4R/13G	66
15JC-3RV/1078S	188	15JC-3RV/6272R	138	15JC-4R/13H	66
15JC-3RV/1101S	188	15JC-3RV/6287R	138	15JC-4R/13J	66
15JC-3RV/1194R	137	15JC-3RV/6323R	139	15JC-4R/13K	66
15JC-3RV/1203S	189	15JC-3RV/6379R	139	15JC-4R/13L	66
15JC-3RV/1282R	137	15JC-3RV/6441R	139	15JC-4R/13P	67
15JC-3RV/1282S	189	15JC-3RV/6441S	189	15JC-4R/13R	139
15JC-3RV/1369L	64	15JC-3RV/6585R	139	15JC-4R/13S	190
15JC-3RV/1593R	189	15JC-3RV/6842R	139	15JC-4R/31L	67
15JC-3RV/1898S	189	15JC-3RV/7233R	139	15JC-4R/55S	190
15JC-3RV/1982R	137	15JC-3RV/7480R	189	15JC-4R/96H	67
15JC-3RV/1983L	64	15JC-3RV/7480S	189	15JC-4R/96K	67
15JC-3RV/2055R	137	15JC-3RV/7509R	189	15JC-4R/96L	67
15JC-3RV/2079L	64	15JC-3RV/7759R	222	15JC-4R/96P	67
15JC-3RV/2198L	64	15JC-3RV/8012S	189	15JC-4R/96R	139
15JC-3RV/2198P	64	15JC-3RV/8228S	189	15JC-4R31/1K	67
15JC-3RV/2198R	137	15JC-3RV/8549S	189	15JC-4R31/1L	67
15JC-3RV/2198S	189	15JC-3RV30/741M	65	15JC-4R31/1P	67
15JC-3RV/2489P	64	15JC-3XR/13L	65	15JC-4R31/1R	139
15JC-3RV/2865L	64	15JC-3XR/13P	65	15JC-4R31/1S	190
15JC-3RV/2865P	64	15JC-3XR/7347R	190	15JC-4R/316F	67
15JC-3RV/2896P	137	15JC-4E/3286G	65	15JC-4R/316G	67
15JC-3RV/2896R	189	15JC-4E/3286J	65	15JC-4R/316R	190
15JC-3RV/4312K	64	15JC-4E/5040L	66	15JC-4R/363G	67
15JC-3RV/4312L	64	15JC-4E/6634R	139	15JC-4R/363H	67
15JC-3RV/4380L	64	15JC-4E/7092R	190	15JC-4R/391H	68
15JC-3RV/4509R	137	15JC-4E/7811R	190	15JC-4R/525C	68
15JC-3RV/4714L	64	15JC-4E/7811S	190	15JC-4R/637K	68
15JC-3RV/4819L	64	15JC-4E/8395S	190	15JC-4R/637L	68
15JC-3RV/5080L	64	15JC-4R/1A	66	15JC-4R/707K	68
		15JC-4R/1C	66		

MODEL INDEX SECTION

15

PLANT MODEL	MODEL DATA PAGE	PLANT MODEL	MODEL DATA PAGE	PLANT MODEL	MODEL DATA PAGE
15JC-4R/710J	68	15JC-4R/1982P	69	15JC-4R/2539L	71
15JC-4R/710K	68	15JC-4R/1982R	140	15JC-4R/2539P	71
15JC-4R/710R	139	15JC-4R/1982S	191	15JC-4R/2539R	141
15JC-4R/742E	68	15JC-4R/1983B	70	15JC-4R/2539S	191
15JC-4R/742F	68	15JC-4R/1983G	70	15JC-4R/2588C	71
15JC-4R/742L	68	15JC-4R/1983J	70	15JC-4R/2588L	71
15JC-4R/768P	140	15JC-4R/1983L	70	15JC-4R/2660H	71
15JC-4R/768R	190	15JC-4R/1983P	140	15JC-4R/2660J	71
15JC-4R/926R	190	15JC-4R/1983R	140	15JC-4R/2669R	191
15JC-4R/1018J	68	15JC-4R/1983S	191	15JC-4R/2701F	71
15JC-4R/1018L	68	15JC-4R/2079K	70	15JC-4R/2701R	141
15JC-4R/1018P	68	15JC-4R/2079L	70	15JC-4R/2731L	71
15JC-4R/1018S	190	15JC-4R/2088K	70	15JC-4R/2731P	71
15JC-4R/1027S	190	15JC-4R/2088P	140	15JC-4R/2731R	141
15JC-4R/1041K	68	15JC-4R/2123H	70	15JC-4R/2733G	71
15JC-4R/1041L	68	15JC-4R/2123L	70	15JC-4R/2733J	71
15JC-4R/1041P	140	15JC-4R/2123P	70	15JC-4R/2733K	72
15JC-4R/1041R	140	15JC-4R/2198L	70	15JC-4R/2733P	72
15JC-4R/1075G	68	15JC-4R/2198R	140	15JC-4R/2733R	191
15JC-4R/1075H	68	15JC-4R/2205L	70	15JC-4R/2733S	191
15JC-4R/1075J	68	15JC-4R/2219B	70	15JC-4R/2761C	72
15JC-4R/1075K	68	15JC-4R/2219F	70	15JC-4R/2772F	72
15JC-4R/1075L	68	15JC-4R/2219H	70	15JC-4R/2775R	191
15JC-4R/1075P	68	15JC-4R/2219K	70	15JC-4R/2785E	99
15JC-4R/1075R	140	15JC-4R/2219L	70	15JC-4R/2785G	72
15JC-4R/1092R	140	15JC-4R/2219P	70	15JC-4R/2785K	72
15JC-4R/1092S	190	15JC-4R/2219R	140	15JC-4R/2785R	141
15JC-4R/1140G	68	15JC-4R/2219S	191	15JC-4R/2790F	72
15JC-4R/1140K	68	15JC-4R/2442A	70	15JC-4R/2823K	72
15JC-4R/1140L	68	15JC-4R/2442B	70	15JC-4R/2823L	72
15JC-4R/1239P	140	15JC-4R/2442C	70	15JC-4R/2829C	72
15JC-4R131/1M	69	15JC-4R/2442G	70	15JC-4R/2830C	72
15JC-4R131/1P	69	15JC-4R/2442J	70	15JC-4R/2832E	72
15JC-4R131/1R	140	15JC-4R/2442K	70	15JC-4R/2832F	72
15JC-4R131/1S	190	15JC-4R/2442L	70	15JC-4R/2843E	72
15JC-4R/1359H	69	15JC-4R/2442P	140	15JC-4R/2843F	72
15JC-4R/1359J	69	15JC-4R/2442R	140	15JC-4R/2843G	72
15JC-4R/1369E	69	15JC-4R/2454R	140	15JC-4R/2846F	72
15JC-4R/1369F	69	15JC-4R/2468A	71	15JC-4R/2846J	72
15JC-4R/1369L	69	15JC-4R/2468B	71	15JC-4R/2848F	72
15JC-4R/1400J	69	15JC-4R/2468F	71	15JC-4R/2856H	72
15JC-4R/1593S	190	15JC-4R/2468K	71	15JC-4R/2856J	72
15JC-4R/1634L	69	15JC-4R/2468L	71	15JC-4R/2856K	72
15JC-4R/1869R	190	15JC-4R/2468P	140	15JC-4R/2857E	72
15JC-4R/1871L	69	15JC-4R/2468R	140	15JC-4R/2857F	72
15JC-4R/1871R	140	15JC-4R/2468S	191	15JC-4R/2865E	73
15JC-4R/1873R	140	15JC-4R/2488A	71	15JC-4R/2865H	73
15JC-4R/1898L	69	15JC-4R/2488B	71	15JC-4R/2865J	73
15JC-4R/1920P	140	15JC-4R/2488L	71	15JC-4R/2865R	141
15JC-4R/1943E	69	15JC-4R/2539B	71	15JC-4R/2874F	73
15JC-4R/1982G	69	15JC-4R/2539C	71	15JC-4R/2875F	73
15JC-4R/1982H	69	15JC-4R/2539G	71	15JC-4R/2880F	73
15JC-4R/1982J	69	15JC-4R/2539H	71	15JC-4R/2896L	73
15JC-4R/1982K	69	15JC-4R/2539J	71	15JC-4R/2896R	141
15JC-4R/1982L	69	15JC-4R/2539K	71	15JC-4R/2896S	191

MODEL INDEX SECTION

PLANT MODEL	MODEL DATA PAGE	PLANT MODEL	MODEL DATA PAGE	PLANT MODEL	MODEL DATA PAGE
15JC-4R/2938P	141	15JC-4R/3481H	75	15JC-4R/4030K	78
15JC-4R/2938R	141	15JC-4R/3481J	75	15JC-4R/4036K	78
15JC-4R/2952F	73	15JC-4R/3486K	75	15JC-4R/4042L	78
15JC-4R/3007L	73	15JC-4R/3489J	75	15JC-4R/4090K	78
15JC-4R/3022F	73	15JC-4R/3518K	75	15JC-4R/4108K	78
15JC-4R/3060P	141	15JC-4R/3518L	75	15JC-4R/4112K	78
15JC-4R/3060R	141	15JC-4R/3521J	75	15JC-4R/4123K	78
15JC-4R/3061G	73	15JC-4R/3521P	142	15JC-4R/4135L	78
15JC-4R/3061H	73	15JC-4R/3523H	75	15JC-4R/4145L	78
15JC-4R/3063G	73	15JC-4R/3543J	75	15JC-4R/4170K	78
15JC-4R/3089G	73	15JC-4R/3568J	76	15JC-4R/4175L	78
15JC-4R/3089L	73	15JC-4R/3570J	76	15JC-4R/4189K	79
15JC-4R/3098H	73	15JC-4R/3570L	76	15JC-4R/4202K	79
15JC-4R/3098J	73	15JC-4R/3570P	76	15JC-4R/4207K	79
15JC-4R/3098P	141	15JC-4R/3570R	142	15JC-4R/4267L	79
15JC-4R/3098S	191	15JC-4R/3573L	76	15JC-4R/4283S	192
15JC-4R/3115G	73	15JC-4R/3588J	76	15JC-4R/4285L	79
15JC-4R/3139J	73	15JC-4R/3596J	76	15JC-4R/4299L	79
15JC-4R/3139L	73	15JC-4R/3596K	76	15JC-4R/4313L	79
15JC-4R/3143K	74	15JC-4R/3596L	76	15JC-4R/4340L	79
15JC-4R/3143L	74	15JC-4R/3633J	76	15JC-4R/4388L	79
15JC-4R/3143P	74	15JC-4R/3663K	76	15JC-4R/4395L	79
15JC-4R/3146G	74	15JC-4R/3663L	76	15JC-4R/4397L	79
15JC-4R/3157G	74	15JC-4R/3663P	76	15JC-4R/4412L	79
15JC-4R/3157H	74	15JC-4R/3668J	76	15JC-4R/4429L	79
15JC-4R/3157J	74	15JC-4R/3694S	191	15JC-4R/4493L	79
15JC-4R/3157L	74	15JC-4R/3695J	76	15JC-4R/4515L	79
15JC-4R/3157R	141	15JC-4R/3710P	142	15JC-4R/4554L	80
15JC-4R/3191L	74	15JC-4R/3722J	76	15JC-4R/4563L	80
15JC-4R/3195P	141	15JC-4R/3729J	76	15JC-4R/4574L	80
15JC-4R/3218H	74	15JC-4R/3742R	142	15JC-4R/4594L	80
15JC-4R/3261J	74	15JC-4R/3742S	191	15JC-4R/4595P	80
15JC-4R/3278L	74	15JC-4R/3752J	77	15JC-4R/4645L	80
15JC-4R/3318P	141	15JC-4R/3776J	77	15JC-4R/4647L	80
15JC-4R/3346H	74	15JC-4R/3819L	77	15JC-4R/4652L	80
15JC-4R/3347H	74	15JC-4R/3819P	77	15JC-4R/4695L	80
15JC-4R/3354R	141	15JC-4R/3828J	77	15JC-4R/4724L	80
15JC-4R/3365R	191	15JC-4R/3834J	77	15JC-4R/4786L	80
15JC-4R/3398S	191	15JC-4R/3837K	77	15JC-4R/4924L	80
15JC-4R/3399K	74	15JC-4R/3849J	77	15JC-4R/4925L	80
15JC-4R/3403H	74	15JC-4R/3858J	77	15JC-4R/4975L	80
15JC-4R/3403K	74	15JC-4R/3858K	77	15JC-4R/5037L	81
15JC-4R/3404R	141	15JC-4R/3861J	77	15JC-4R/5053L	81
15JC-4R/3405L	74	15JC-4R/3869J	77	15JC-4R/5053P	81
15JC-4R/3405P	74	15JC-4R/3869K	77	15JC-4R/5066P	142
15JC-4R/3405L	74	15JC-4R/3883L	77	15JC-4R/5096L	81
15JC-4R/3438L	75	15JC-4R/3883P	77	15JC-4R/5111L	81
15JC-4R/3438R	191	15JC-4R/3885J	78	15JC-4R/5123R	142
15JC-4R/3459J	75	15JC-4R/3885S	191	15JC-4R/5144L	81
15JC-4R/3471H	75	15JC-4R/3886K	78	15JC-4R/5185L	81
15JC-4R/3471J	75	15JC-4R/3931K	78	15JC-4R/5206L	81
15JC-4R/3471P	75	15JC-4R/3948S	192	15JC-4R/5206P	81
15JC-4R/3471R	141	15JC-4R/3978K	78	15JC-4R/5210P	81
15JC-4R/3475H	75	15JC-4R/3998K	78	15JC-4R/5232P	81
15JC-4R/3475J	75	15JC-4R/4006L	78	15JC-4R/5232R	142

MODEL INDEX SECTION

17

PLANT MODEL	MODEL DATA PAGE	PLANT MODEL	MODEL DATA PAGE	PLANT MODEL	MODEL DATA PAGE
15JC-4R/5238P	81	15JC-4R/6111P	144	15JC-4R/7404R	193
15JC-4R/5262L	81	15JC-4R/6111R	145	15JC-4R/7460R	193
15JC-4R/5263L	81	15JC-4R/6126R	145	15JC-4R/7460S	193
15JC-4R/5276P	82	15JC-4R/6128R	145	15JC-4R/7505R	193
15JC-4R/5299P	142	15JC-4R/6137P	145	15JC-4R/7505S	193
15JC-4R/5316R	142	15JC-4R/6137R	145	15JC-4R/7546R	193
15JC-4R/5319L	82	15JC-4R/6156P	145	15JC-4R/7615R	193
15JC-4R/5329L	82	15JC-4R/6164P	145	15JC-4R/7615S	194
15JC-4R/5356R	142	15JC-4R/6164R	145	15JC-4R/7629S	194
15JC-4R/5356S	269	15JC-4R/6164S	192	15JC-4R/7647R	194
15JC-4R/5388L	82	15JC-4R/6180R	145	15JC-4R/7658S	194
15JC-4R/5388P	142	15JC-4R/6212R	145	15JC-4R/7710R	194
15JC-4R/5389L	82	15JC-4R/6213S	192	15JC-4R/7710S	194
15JC-4R/5389P	82	15JC-4R/6244R	192	15JC-4R/7749S	194
15JC-4R/5390L	82	15JC-4R/6286R	146	15JC-4R/7811S	194
15JC-4R/5390P	82	15JC-4R/6354R	146	15JC-4R/7824R	194
15JC-4R/5407P	142	15JC-4R/6363R	146	15JC-4R/7871S	194
15JC-4R/5420P	142	15JC-4R/6375R	146	15JC-4R/7892S	194
15JC-4R/5425P	82	15JC-4R/6402R	146	15JC-4R/7902S	195
15JC-4R/5462P	142	15JC-4R/6428R	146	15JC-4R/7967S	195
15JC-4R/5491P	82	15JC-4R/6428S	192	15JC-4R/7968S	195
15JC-4R/5513P	142	15JC-4R/6436R	146	15JC-4R/7986S	195
15JC-4R/5533P	82	15JC-4R/6441R	146	15JC-4R/8015S	195
15JC-4R/5537P	143	15JC-4R/6478R	146	15JC-4R/8056S	195
15JC-4R/5539S	192	15JC-4R/6507S	193	15JC-4R/8085S	195
15JC-4R/5547P	82	15JC-4R/6526R	146	15JC-4R/8127S	195
15JC-4R/5550P	82	15JC-4R/6531R	146	15JC-4R/8169S	195
15JC-4R/5591P	143	15JC-4R/6569R	146	15JC-4R/8198S	195
15JC-4R/5591R	143	15JC-4R/6578R	147	15JC-4R/8211S	196
15JC-4R/5601R	192	15JC-4R/6604R	147	15JC-4R/8367S	196
15JC-4R/5640R	143	15JC-4R/6614R	147	15JC-4R/8540S	196
15JC-4R/5643P	143	15JC-4R/6614S	193	15JC-4R/8546S	196
15JC-4R/5652S	192	15JC-4R/6622R	147	15JC-4R/8548S	196
15JC-4R/5681P	82	15JC-4R/6622S	193	15JC-4R/8632S	196
15JC-4R/5691P	143	15JC-4R/6644R	147	15JC-4R/8633S	196
15JC-4R/5699P	143	15JC-4R/6673R	147	15JC-4R30/316P	83
15JC-4R/5705P	143	15JC-4R/6696R	147	15JC-4R31/710S	196
15JC-4R/5736P	143	15JC-4R/6722R	147	15JC-4R131/248S	196
15JC-4R/5737P	143	15JC-4R/6759R	147	15JC-4R30/2468P	149
15JC-4R/5789S	192	15JC-4R/6760R	147	15JC-4R30/2468R	149
15JC-4R/5840R	143	15JC-4R/6781R	148	15JC-4R31/1715R	196
15JC-4R/5884R	143	15JC-4R/6785R	148	15JC-4R31/2468M	83
15JC-4R/5898P	144	15JC-4R/6806R	148	15JC-4R31/2468P	83
15JC-4R/5899P	144	15JC-4R/6813R	148	15JC-4R31/2468R	149
15JC-4R/5924P	144	15JC-4R/6844R	148	15JC-4R31/2468S	196
15JC-4R/6032P	144	15JC-4R/6936R	148	15JC-4R31/2488R	149
15JC-4R/6032R	144	15JC-4R/6958R	148	15JC-4R31/2488S	196
15JC-4R/6063P	144	15JC-4R/6994R	148	15JC-4R31/3405S	196
15JC-4R/6063R	144	15JC-4R/7042R	148	15JC-4R31/4096L	83
15JC-4R/6067R	144	15JC-4R/7155R	148	15JC-4R31/5135M	83
15JC-4R/6075R	144	15JC-4R/7157R	148	15JC-4R31/5135R	149
15JC-4R/6075S	192	15JC-4R/7264R	148	15JC-4R31/5357M	83
15JC-4R/6077S	192	15JC-4R/7268R	193	15JC-4R31/5976R	149
15JC-4R/6088P	144	15JC-4R/7296S	193	15JC-4R31/6046R	149
15JC-4R/6089P	144	15JC-4R/7322R	193	15JC-4R31/6253R	150

MODEL INDEX SECTION

PLANT MODEL	MODEL DATA PAGE	PLANT MODEL	MODEL DATA PAGE	PLANT MODEL	MODEL DATA PAGE
15JC-4R31/8096S	197	15JC-4RV/4480R	151	15JC-4XR/13L	86
15JC-4R31/8539S	197	15JC-4RV/4509S	198	15JC-4XR/13P	86
15JC-4R31/8601S	197	15JC-4RV/4771S	198	15JC-4XR/13R	152
15JC-4R131/2468P	150	15JC-4RV/4828R	151	15JC-4XR/13S	199
15JC-4R131/2468R	150	15JC-4RV/4828S	198	15JC-4XR/55L	86
15JC-4R131/2468S	197	15JC-4RV/4920L	85	15JC-4XR31/1P	86
15JC-4R131/7841S	197	15JC-4RV/4931L	85	15JC-4XR31/1R	152
15JC-4R131/7864S	197	15JC-4RV/5152L	85	15JC-4XR31/1S	199
15JC-4R131/8539S	197	15JC-4RV/5189L	85	15JC-4XR/316K	86
15JC-4RV/1L	84	15JC-4RV/5190L	85	15JC-4XR/316L	86
15JC-4RV/1P	84	15JC-4RV/5568R	151	15JC-4XR/525A	86
15JC-4RV/1R	150	15JC-4RV/5601R	151	15JC-4XR/768K	86
15JC-4RV/1S	197	15JC-4RV/5736R	151	15JC-4XR/768L	86
15JC-4RV/12K	84	15JC-4RV/5740P	151	15JC-4XR/862P	152
15JC-4RV/12L	84	15JC-4RV/5764P	151	15JC-4XR/1018S	199
15JC-4RV/12R	150	15JC-4RV/5807R	151	15JC-4XR/1027R	199
15JC-4RV/12S	197	15JC-4RV/5862R	151	15JC-4XR/1027S	199
15JC-4RV/13L	84	15JC-4RV/5929R	152	15JC-4XR/1041L	86
15JC-4RV/13P	84	15JC-4RV/6011R	198	15JC-4XR/1041R	152
15JC-4RV/13R	150	15JC-4RV/6011S	198	15JC-4XR/1075R	152
15JC-4RV/13S	197	15JC-4RV/6086R	152	15JC-4XR/1075S	199
15JC-4RV/31K	84	15JC-4RV/6126S	198	15JC-4XR/1078L	86
15JC-4RV/55R	150	15JC-4RV/6156R	152	15JC-4XR/1092R	152
15JC-4RV/96J	84	15JC-4RV/6323S	198	15JC-4XR/1203P	152
15JC-4RV/96K	84	15JC-4RV/6398R	152	15JC-4XR/1239L	87
15JC-4RV/96P	84	15JC-4RV/6441S	198	15JC-4XR/1282L	87
15JC-4RV31/1M	84	15JC-4RV/6618R	152	15JC-4XR/1400R	152
15JC-4RV31/1P	150	15JC-4RV/7429R	198	15JC-4XR/1681P	152
15JC-4RV31/1R	150	15JC-4RV/7528S	198	15JC-4XR/1869J	87
15JC-4RV31/1S	197	15JC-4RV/7617S	198	15JC-4XR/1982K	87
15JC-4RV/316L	84	15JC-4RV/7901S	199	15JC-4XR/1982L	87
15JC-4RV/710R	150	15JC-4RV/8180S	199	15JC-4XR/1982R	152
15JC-4RV/710S	197	15JC-4RV/8540S	199	15JC-4XR/1983L	87
15JC-4RV/768S	197	15JC-4RV/8547S	199	15JC-4XR/1983P	153
15JC-4RV/931L	84	15JC-4RV/8552S	199	15JC-4XR/1983R	153
15JC-4RV/1282S	197	15JC-4RV/8635S	199	15JC-4XR/2123L	87
15JC-4RV131/1L	84	15JC-4RV31/4462L	85	15JC-4XR/2219P	153
15JC-4RV131/1P	150	15JC-4RV31/5101M	85	15JC-4XR/2442P	153
15JC-4RV/1369L	85	15JC-4XR/1B	86	15JC-4XR/2442R	153
15JC-4RV/1593S	197	15JC-4XR/1G	86	15JC-4XR/2454L	87
15JC-4RV/1871R	151	15JC-4XR/1H	86	15JC-4XR/2468L	87
15JC-4RV/1898L	85	15JC-4XR/1J	86	15JC-4XR/2488G	87
15JC-4RV/1898P	85	15JC-4XR/1K	86	15JC-4XR/2532A	87
15JC-4RV/1982S	198	15JC-4XR/1L	86	15JC-4XR/2539K	87
15JC-4RV/2198L	85	15JC-4XR/1P	152	15JC-4XR/2539L	87
15JC-4RV/2198R	151	15JC-4XR/1R	152	15JC-4XR/2539P	153
15JC-4RV/2198S	198	15JC-4XR/1S	199	15JC-4XR/2539R	153
15JC-4RV/2300S	198	15JC-4XR/7L	86	15JC-4XR/2539S	199
15JC-4RV/2489R	151	15JC-4XR/7P	86	15JC-4XR/2701C	87
15JC-4RV/2896P	151	15JC-4XR/7R	152	15JC-4XR/2701E	87
15JC-4RV/2896S	198	15JC-4XR/12L	86	15JC-4XR/2733P	153
15JC-4RV31/12M	85	15JC-4XR/12P	86	15JC-4XR/2733R	153
15JC-4RV/3885R	151	15JC-4XR/13B	86	15JC-4XR/2733S	199
15JC-4RV/3885S	198	15JC-4XR/13J	86	15JC-4XR/2832F	87
15JC-4RV/4459R	151	15JC-4XR/13K	86	15JC-4XR/2888L	87

MODEL INDEX SECTION

19

PLANT MODEL	MODEL DATA PAGE	PLANT MODEL	MODEL DATA PAGE	PLANT MODEL	MODEL DATA PAGE
15JC-4XR/2896R	153	15JC-4XR/6131R	154	15JC-4XRV/1282R	156
15JC-4XR/2896S	199	15JC-4XR/6164R	154	15JC-4XRV/1282S	203
15JC-4XR/2932F	87	15JC-4XR/6223S	200	15JC-4XRV/1400R	156
15JC-4XR/2969G	87	15JC-4XR/6272R	154	15JC-4XRV/1982R	203
15JC-4XR/3098H	87	15JC-4XR/6280R	200	15JC-4XRV/2198P	156
15JC-4XR/3098J	87	15JC-4XR/6280S	200	15JC-4XRV31/12L	89
15JC-4XR-3098L	88	15JC-4XR/6286S	200	15JC-4XRV31/8539S	203
15JC-4XR/3098R	153	15JC-4XR/6312R	154	15JC-5DE/3234G	89
15JC-4XR/3098S	200	15JC-4XR/6341R	155	15JC-5DE/3340H	90
15JC-4XR/3115J	88	15JC-4XR/6354S	200	15JC-5DE/3680J	90
15JC-4XR/3139L	88	15JC-4XR/6428R	155	15JC-5DR/1A	90
15JC-4XR/3143G	88	15JC-4XR/6589R	155	15JC-5DR/1B	90
15JC-4XR/3143L	88	15JC-4XR/6616R	155	15JC-5DR/1G	90
15JC-4XR/3157S	200	15JC-4XR/6759R	155	15JC-5DR/1D	90
15JC-4XR/3252G	88	15JC-4XR/6759S	201	15JC-5DR/1F	90
15JC-4XR/3252H	88	15JC-4XR/6791R	201	15JC-5DR/1G	90
15JC-4XR/3252J	88	15JC-4XR/6813S	201	15JC-5DR/1H	90
15JC-4XR/3428H	88	15JC-4XR/6822R	155	15JC-5DR/1J	90
15JC-4XR/3432J	88	15JC-4XR/6974R	155	15JC-5DR/1L	90
15JC-4XR/3471R	200	15JC-4XR/7000R	201	15JC-5DR/1P	90
15JC-4XR/3506S	200	15JC-4XR/7066R	155	15JC-5DR/1R	90
15JC-4XR/3570R	200	15JC-4XR/7321R	155	15JC-5DR/1S	203
15JC-4XR/3596J	88	15JC-4XR/7321S	201	15JC-5DR/12A	90
15JC-4XR/3596L	88	15JC-4XR/7358R	201	15JC-5DR/12B	90
15JC-4XR/3596P	153	15JC-4XR/7374R	201	15JC-5DR/12C	90
15JC-4XR/3604J	88	15JC-4XR/7374S	201	15JC-5DR/12H	90
15JC-4XR/3663P	153	15JC-4XR/7377S	201	15JC-5DR/12J	90
15JC-4XR/3742P	88	15JC-4XR/7436R	201	15JC-5DR/12K	90
15JC-4XR/3742R	153	15JC-4XR/7517R	201	15JC-5DR/12L	91
15JC-4XR/3863J	88	15JC-4XR/7649R	201	15JC-5DR/12P	156
15JC-4XR/3869R	153	15JC-4XR/7801R	201	15JC-5DR/12R	156
15JC-4XR/3885P	153	15JC-4XR/7892S	202	15JC-5DR/12S	203
15JC-4XR/4005L	88	15JC-4XR/7893S	202	15JC-5DR/13C	91
15JC-4XR/4381L	88	15JC-4XR/7939S	202	15JC-5DR/13G	91
15JC-4XR/4493L	89	15JC-4XR/7940S	202	15JC-5DR/13H	91
15JC-4XR/4528L	89	15JC-4XR/8230S	202	15JC-5DR/13J	91
15JC-4XR/4726L	153	15JC-4XR/8538S	202	15JC-5DR/13K	91
15JC-4XR/4776L	89	15JC-4XR/8542S	202	15JC-5DR/13L	91
15JC-4XR/4961L	89	15JC-4XR/8547S	202	15JC-5DR/13P	156
15JC-4XR/5066L	89	15JC-4XR/8603S	202	15JC-5DR/13R	156
15JC-4XR/5066P	89	15JC-4XR/8604S	202	15JC-5DR/13S	203
15JC-4XR/5134L	89	15JC-4XR31/710S	202	15JC-5DR/55R	156
15JC-4XR/5134R	153	15JC-4XR31/2468R	155	15JC-5DR/96J	91
15JC-4XR/5232R	200	15JC-4XR31/2468S	202	15JC-5DR/96K	91
15JC-4XR/5388P	154	15JC-4XR31/3278R	155	15JC-5DR/96L	91
15JC-4XR/5388R	154	15JC-4XR31/8601S	202	15JC-5DR/96P	91
15JC-4XR/5539S	200	15JC-4XRV/1R	155	15JC-5DR/96R	156
15JC-4XR/5540P	89	15JC-4XRV/13P	89	15JC-5DR/96S	203
15JC-4XR/5927P	154	15JC-4XRV/13R	155	15JC-5DR/248G	91
15JC-4XR/6011P	154	15JC-4XRV/13S	203	15JC-5DR31/1M	91
15JC-4XR/6067R	154	15JC-4XRV31/1S	203	15JC-5DR31/1R	156
15JC-4XR/6074R	154	15JC-4XRV/316L	89	15JC-5DR/316J	91
15JC-4XR/6074S	200	15JC-4XRV/710R	156	15JC-5DR/710J	91
15JC-4XR/6075R	154	15JC-4XRV/768R	156	15JC-5DR/710L	91
15JC-4XR/6077S	200	15JC-4XRV/931S	203	15JC-5DR/768L	91

MODEL INDEX SECTION

PLANT MODEL	MODEL DATA PAGE	PLANT MODEL	MODEL DATA PAGE	PLANT MODEL	MODEL DATA PAGE
15JC-5DR/768R	156	15JC-5DR/2856J	93	15JC-5DR/5142P	96
15JC-5DR/780R	156	15JC-5DR/2872F	93	15JC-5DR/5299R	157
15JC-5DR/862P	156	15JC-5DR/2874F	93	15JC-5DR/5311L	96
15JC-5DR/931E	91	15JC-5DR/2875F	93	15JC-5DR/5321L	96
15JC-5DR/1041J	91	15JC-5DR/2896R	203	15JC-5DR/5437P	96
15JC-5DR/1041L	91	15JC-5DR/2896S	203	15JC-5DR/6074S	204
15JC-5DR/1041P	156	15JC-5DR/2938R	157	15JC-5DR/6150P	157
15JC-5DR/1041R	156	15JC-5DR/3061S	204	15JC-5DR/6150R	157
15JC-5DR/1041S	203	15JC-5DR/3089J	93	15JC-5DR/6153R	158
15JC-5DR/1047S	203	15JC-5DR/3098G	93	15JC-5DR/6222R	158
15JC-5DR/1075L	91	15JC-5DR/3115K	93	15JC-5DR/6247R	158
15JC-5DR/1075R	156	15JC-5DR/3139J	93	15JC-5DR/6265R	158
15JC-5DR/1075S	203	15JC-5DR/3146G	93	15JC-5DR/6377R	158
15JC-5DR/1091J	91	15JC-5DR/3157P	93	15JC-5DR/6589R	158
15JC-5DR/1202R	203	15JC-5DR/3190G	93	15JC-5DR/6589S	204
15JC-5DR/1301R	156	15JC-5DR/3231G	93	15JC-5DR/6689R	158
15JC-5DR/1873P	92	15JC-5DR/3347H	93	15JC-5DR/6693R	158
15JC-5DR/1873R	157	15JC-5DR/3404L	94	15JC-5DR/6867R	204
15JC-5DR/1873S	203	15JC-5DR/3405R	204	15JC-5DR/6891R	158
15JC-5DR/1920P	157	15JC-5DR/3409H	94	15JC-5DR/6974R	204
15JC-5DR/1920R	157	15JC-5DR/3409J	94	15JC-5DR/7063R	159
15JC-5DR/1983H	92	15JC-5DR/3442H	94	15JC-5DR/7064R	159
15JC-5DR/1983J	92	15JC-5DR/3442J	94	15JC-5DR/7148R	159
15JC-5DR/2165J	92	15JC-5DR/3518K	94	15JC-5DR/7332R	204
15JC-5DR/2198P	157	15JC-5DR/3518L	94	15JC-5DR/7332S	204
15JC-5DR/2205H	92	15JC-5DR/3546L	94	15JC-5DR/7337R	204
15JC-5DR/2205J	92	15JC-5DR/3547L	94	15JC-5DR/7386R	204
15JC-5DR/2219B	92	15JC-5DR/3550R	204	15JC-5DR/7386S	204
15JC-5DR/2219C	92	15JC-5DR/3742L	94	15JC-5DR/7626R	205
15JC-5DR/2442L	92	15JC-5DR/3742P	94	15JC-5DR/7902S	205
15JC-5DR/2442S	203	15JC-5DR/3823J	94	15JC-5DR/7981S	205
15JC-5DR/2454P	92	15JC-5DR/3852P	94	15JC-5DR/8007R	205
15JC-5DR/2468F	92	15JC-5DR/3870R	157	15JC-5DR/8020S	205
15JC-5DR/2468J	92	15JC-5DR/3932K	94	15JC-5DR/8120S	205
15JC-5DR/2468K	92	15JC-5DR/3932L	94	15JC-5DR/8414S	205
15JC-5DR/2468L	92	15JC-5DR/3948K	94	15JC-5DR/8600S	205
15JC-5DR/2468S	203	15JC-5DR/4253R	157	15JC-5DR/8636S	205
15JC-5DR/2488G	92	15JC-5DR/4288L	95	15JC-5DR/8637S	205
15JC-5DR/2532C	92	15JC-5DR/4316S	204	15JC-5DR31/2468R	159
15JC-5DR/2539L	92	15JC-5DR/4346L	95	15JC-5DR31/2468S	205
15JC-5DR/2539R	157	15JC-5DR/4388L	95	15JC-5DR31/3424P	96
15JC-5DR/2588J	92	15JC-5DR/4586L	95	15JC-5DR131/2468R	159
15JC-5DR/2592B	92	15JC-5DR/4637L	95	15JC-5DR131/2468S	205
15JC-5DR/2660L	92	15JC-5DR/4663L	95	15JC-5DRV/1K	96
15JC-5DR/2669P	157	15JC-5DR/4666L	95	15JC-5DRV/1L	96
15JC-5DR/2701R	157	15JC-5DR/4685L	95	15JC-5DRV/1P	159
15JC-5DR/2731L	92	15JC-5DR/4689L	95	15JC-5DRV/1S	205
15JC-5DR/2733E	92	15JC-5DR/4706L	95	15JC-5DRV/12L	96
15JC-5DR/2733L	93	15JC-5DR/4736L	95	15JC-5DRV/12P	96
15JC-5DR/2752F	93	15JC-5DR/4828L	95	15JC-5DRV/12R	159
15JC-5DR/2775H	93	15JC-5DR/4992L	95	15JC-5DRV/13P	96
15JC-5DR/2823P	157	15JC-5DR/5018S	204	15JC-5DRV/13S	205
15JC-5DR/2832F	93	15JC-5DR/5032L	96	15JC-5DRV/96J	96
15JC-5DR/2846E	93	15JC-5DR/5092L	95	15JC-5DRV/96R	159
15JC-5DR/2846F	93	15JC-5DR/5122L	96	15JC-5DRV/710S	205

MODEL INDEX SECTION

21

PLANT MODEL	MODEL DATA PAGE	PLANT MODEL	MODEL DATA PAGE	PLANT MODEL	MODEL DATA PAGE
15JC-5DRV/989J	97	15JC-99R/3452L	98	12.5JC-3CR/7S	222
15JC-5DRV/1983R	159	15JC-99R/3452P	160	12.5JC-3CR/7T	302
15JC-5DRV/2660K	97	15JC-99R/3452R	160	12.5JC-3CR/7AA	337
15JC-5DRV/5780R	159	15JC-99R/3718J	98	12.5JC-3CR/12S	162
15JC-5DRV/6443R	159	15JC-99R/3718L	98	12.5JC-3CR/12T	248
				12.5JC-3CR/12AA	337
15JC-6XR/5437S	206	15JC-99R/3758J	98	12.5JC-3CR/13S	162
15JC-6XR/8607S	206	15JC-99R/3758L	98	12.5JC-3CR/13T	248
15JC-8R/1P	159	15JC-99R/3897K	98	12.5JC-3CR/13U	282
15JC-8R/1041S	206	15JC-99R/3897L	98	12.5JC-3CR/13AA	337
15JC-8R/6058R	159	15JC-99R/3917K	98	12.5JC-3CR/55S	207
15JC-9R/1E	97	15JC-99R/3156K	98	12.5JC-3CR/55T	282
15JC-9R/1F	97	15JC-99R/4225K	98	12.5JC-3CR/55AA	337
15JC-9R/1H	97	15JC-99R/4225R	160	12.5JC-3CR/96S	162
15JC-9R/1J	97	15JC-99R/4278L	98	12.5JC-3CR/96T	248
15JC-9R/1L	97	15JC-99R/4581L	98	12.5JC-3CR/96AA	337
15JC-9R/1P	97	15JC-99R/4820L	98	12.5JC-3CR/211S	207
15JC-9R/1R	159	15JC-99R/4883L	98	12.5JC-3CR30/1S	162
15JC-9R/12G	97	15JC-99R/4905L	98	12.5JC-3CR30/1T	282
15JC-9R/13R	159	15JC-99R/4906L	99	12.5JC-3CR/862S	163
15JC-9R/96B	97	15JC-99R/5025L	99	12.5JC-3CR/1018S	248
15JC-9R/96C	97	15JC-99R/5089L	99	12.5JC-3CR/1018T	302
15JC-9R/96K	97	15JC-99R/5107L	99	12.5JC-3CR/1018AA	337
15JC-9R/316D	97	15JC-99R/5129L	99	12.5JC-3CR/1041S	248
15JC-9R/525C	97	15JC-99R/5129P	160	12.5JC-3CR/1041T	248
15JC-9R/2286A	97	15JC-99R/5146L	99	12.5JC-3CR/1041AA	337
15JC-9R/2733E	97	15JC-99R/5175L	99	12.5JC-3CR/1075S	207
15JC-9R/2762C	97	15JC-99R/5589P	160	12.5JC-3CR/1075U	282
15JC-9R/2846E	97	15JC-99R/5701P	160	12.5JC-3CR/1075AA	337
15JC-9R/3511J	97	15JC-99R/5742P	160	12.5JC-3CR/1126S	248
15JC-9R/3742J	97	15JC-99R/5742R	160	12.5JC-3CR/1202S	207
15JC-9R/3819R	159	15JC-99R/5742S	260	12.5JC-3CR/1239T	337
15JC-9R/4798L	97	15JC-99R/5890P	160	12.5JC-3CR/1282S	222
15JC-9R/6075R	160	15JC-99R/6020P	161	12.5JC-3CR/1282T	248
15JC-9R/6286R	160	15JC-99R/6314R	161	12.5JC-3CR/1282AA	337
15JC-9RV/13L	97	15JC-99R/6328R	161	12.5JC-3CR/1681AA	337
15JC-9RV/13P	160	15JC-99R/6351R	161	12.5JC-3CR/1869AA	337
15JC-9RV/1593P	160	15JC-99R/6678R	161	12.5JC-3CR/1873S	163
15JC-9XR/1S	206	15JC-99R/6729R	161	12.5JC-3CR/1920S	222
15JC-9XR/13R	160	15JC-99R/6746R	161	12.5JC-3CR/1983S	222
15JC-9XR/1593R	206	15JC-99R/6836R	161	12.5JC-3CR/1983U	302
15JC-9XR/2896S	206	15JC-99R/7232R	161	12.5JC-3CR/1983AA	337
15JC-9XR/6887R	160	15JC-99R/7232S	206	12.5JC-3CR/2055S	207
15JC-9XR/7910S	206	15JC-99R/7786S	207	12.5JC-3CR/2198T	248
15JC-9XR/7967S	206	15JC-99R/8368S	207	12.5JC-3CR/2198AA	337
15JC-9XR/8302S	206	15JC-99RV/7186S	207	12.5JC-3CR/2219S	163
15JC-9XRV/8303S	206	15JC-99V31/7845S	207	12.5JC-3CR/2219T	302
15JC-99E/4458L	97	15JC-299R/3452R	207	12.5JC-3CR/2442S	163
15JC-99R/2713K	97	15JC-299R/3452S	207	12.5JC-3CR/2442T	248
15JC-99R/2713L	97	10.0JC-53CR/6000S	247	12.5JC-3CR/2442AA	337
15JC-99R/3355G	98	10.0JC-57R/8952S	222	12.5JC-3CR/2468S	163
15JC-99R/3422H	98	10.0JC-57R/11606T	336	12.5JC-3CR/2468T	282
15JC-99R/3422J	98	12.5JC-1R/10134S	282	12.5JC-3CR/2468AA	337
15JC-99R/3452H	98	12.5JC-3CR/1S	162	12.5JC-3CR/2539S	207
15JC-99R/3452J	98	12.5JC-3CR/1T	248	12.5JC-3CR/2539T	248
15JC-99R/3452K	98	12.5JC-3CR/1AA	337	12.5JC-3CR/2539U	302

MODEL INDEX SECTION

PLANT MODEL	MODEL DATA PAGE	PLANT MODEL	MODEL DATA PAGE	PLANT MODEL	MODEL DATA PAGE
12.5JC-3CR/2539AA	337	12.5JC-3CR/7161S	249	12.5JC-3CR/9269U	303
12.5JC-3CR/2669T	337	12.5JC-3CR/7304AA	339	12.5JC-3CR/9269AA	339
12.5JC-3CR/2701T	302	12.5JC-3CR/7322AA	223	12.5JC-3CR/9290S	224
12.5JC-3CR/2701AA	338	12.5JC-3CR/7512AA	339	12.5JC-3CR/9290T	249
12.5JC-3CR/2731S	163	12.5JC-3CR/8002S	223	12.5JC-3CR/9345S	224
12.5JC-3CR/2731T	248	12.5JC-3CR/8100S	223	12.5JC-3CR/9426S	224
12.5JC-3CR/2731AA	338	12.5JC-3CR/8100T	249	12.5JC-3CR/9528S	224
12.5JC-3CR/2823AA	338	12.5JC-3CR/8100AA	339	12.5JC-3CR/9549S	250
12.5JC-3CR/2896S	207	12.5JC-3CR/8245S	223	12.5JC-3CR/9549T	250
12.5JC-3CR/2896U	338	12.5JC-3CR/8287S	223	12.5JC-3CR/9549AA	339
12.5JC-3CR/2896AA	338	12.5JC-3CR/8347T	303	12.5JC-3CR/9574T	250
12.5JC-3CR/2938S	222	12.5JC-3CR/8388S	223	12.5JC-3CR/9574U	303
12.5JC-3CR/3098T	282	12.5JC-3CR/8388T	249	12.5JC-3CR/9574AA	339
12.5JC-3CR/3098AA	338	12.5JC-3CR/8388AA	339	12.5JC-3CR/9582T	303
12.5JC-3CR31/13S	207	12.5JC-3CR/8389S	168	12.5JC-3CR/9582AA	340
12.5JC-3CR31/13AA	337	12.5JC-3CR/8389T	249	12.5JC-3CR/9597T	283
12.5JC-3CR31/13U	283	12.5JC-3CR/8389AA	339	12.5JC-3CR/9597AA	340
12.5JC-3CR/3157U	303	12.5JC-3CR/8390S	224	12.5JC-3CR/9605AA	340
12.5JC-3CR/3195T	248	12.5JC-3CR/8390T	249	12.5JC-3CR/9616S	224
12.5JC-3CR/3218S	222	12.5JC-3CR/8390U	283	12.5JC-3CR/9616T	250
12.5JC-3CR/3231S	248	12.5JC-3CR/8390AA	339	12.5JC-3CR/9616AA	340
12.5JC-3CR/3231U	338	12.5JC-3CR/8413S	249	12.5JC-3CR/9630S	224
12.5JC-3CR/3742S	222	12.5JC-3CR/8457S	168	12.5JC-3CR/9653S	224
12.5JC-3CR/3742T	248	12.5JC-3CR/8457T	249	12.5JC-3CR/9655T	340
12.5JC-3CR/3742U	303	12.5JC-3CR/8457AA	339	12.5JC-3CR/9705AA	340
12.5JC-3CR/3819S	222	12.5JC-3CR/8489S	207	12.5JC-3CR/9716S	224
12.5JC-3CR/3819T	248	12.5JC-3CR/8490S	224	12.5JC-3CR/9755S	250
12.5JC-3CR/3819U	303	12.5JC-3CR/8505S	169	12.5JC-3CR/9755T	250
12.5JC-3CR/3819S	222	12.5JC-3CR/8505T	249	12.5JC-3CR/9857U	340
12.5JC-3CR/3819T	248	12.5JC-3CR/8505U	303	12.5JC-3CR/9863T	283
12.5JC-3CR/4354S	223	12.5JC-3CR/8505AA	339	12.5JC-3CR/9863AA	340
12.5JC-3CR/5114S	207	12.5JC-3CR/8506S	224	12.5JC-3CR/9901S	224
12.5JC-3CR/5114AA	338	12.5JC-3CR/8525S	168	12.5JC-3CR/9918AA	340
12.5JC-3CR/5317S	223	12.5JC-3CR/8525T	249	12.5JC-3CR/9959T	250
12.5JC-3CR/5388S	223	12.5JC-3CR/8525AA	339	12.5JC-3CR/9964S	250
12.5JC-3CR/5663S	249	12.5JC-3CR/8527S	207	12.5JC-3CR/9978S	224
12.5JC-3CR/5663AA	338	12.5JC-3CR/8561S	169	12.5JC-3CR/9996AA	340
12.5JC-3CR/5764T	338	12.5JC-3CR/8561T	249	12.5JC-3CR/10132S	224
12.5JC-3CR/6000S	170	12.5JC-3CR/8570S	208	12.5JC-3CR/10132T	250
12.5JC-3CR/6000T	249	12.5JC-3CR/8582T	339	12.5JC-3CR/10208S	250
12.5JC-3CR/6004S	207	12.5JC-3CR/8582AA	339	12.5JC-3CR/10209S	225
12.5JC-3CR/6074S	164	12.5JC-3CR/8644S	208	12.5JC-3CR/10209T	283
12.5JC-3CR/6074T	338	12.5JC-3CR/8671S	208	12.5JC-3CR/10218S	250
12.5JC-3CR/6075S	249	12.5JC-3CR/8675T	249	12.5JC-3CR/10218U	303
12.5JC-3CR/6153S	249	12.5JC-3CR/8675AA	339	12.5JC-3CR/10218AA	340
12.5JC-3CR/6153T	283	12.5JC-3CR/8686S	208	12.5JC-3CR/10243S	251
12.5JC-3CR/6276S	223	12.5JC-3CR/8688T	339	12.5JC-3CR/10245T	304
12.5JC-3CR/6286S	223	12.5JC-3CR/8689U	303	12.5JC-3CR/10259S	225
12.5JC-3CR/6288S	164	12.5JC-3CR/8743S	169	12.5JC-3CR/10329S	251
12.5JC-3CR/6485S	249	12.5JC-3CR/8813S	224	12.5JC-3CR/10361AA	340
12.5JC-3CR/6485AA	338	12.5JC-3CR/8829S	208	12.5JC-3CR/10446T	340
12.5JC-3CR/6589S	223	12.5JC-3CR/8898AA	339	12.5JC-3CR/10446AA	340
12.5JC-3CR/6921T	303	12.5JC-3CR/8927S	208	12.5JC-3CR/10503S	251
12.5JC-3CR/6921AA	338	12.5JC-3CR/8978S	169	12.5JC-3CR/10503T	251
12.5JC-3CR/6970T	339	12.5JC-3CR/9220T	339	12.5JC-3CR/10550AA	340

MODEL INDEX SECTION

23

PLANT MODEL	MODEL DATA PAGE	PLANT MODEL	MODEL DATA PAGE	PLANT MODEL	MODEL DATA PAGE
12.5JC-3CR/10662T	304	12.5JC-3CR/12490U	342	12.5JC-3CR/15747AA	346
12.5JC-3CR/10718S	251	12.5JC-3CR/12600U	342	12.5JC-3CR31/2539S	167
12.5JC-3CR/10784S	251	12.5JC-3CR/12660A	342	12.5JC-3CR31/2539U	283
12.5JC-3CR/10987S	251	12.5JC-3CR/12676U	342	12.5JC-3CR31/2539AA	346
12.5JC-3CR/10987U	304	12.5JC-3CR/12709T	305	12.5JC-3CR31/2896U	346
12.5JC-3CR/11222T	251	12.5JC-3CR/12726U	343	12.5JC-3CR31/2896AA	346
12.5JC-3CR/11234T	251	12.5JC-3CR/12752T	336	12.5JC-3CR31/8390S	168
12.5JC-3CR/11314T	251	12.5JC-3CR/12767AA	342	12.5JC-3CR31/8390U	283
12.5JC-3CR/11365T	341	12.5JC-3CR/12800AA	343	12.5JC-3CR31/8390AA	346
12.5JC-3CR/11365AA	341	12.5JC-3CR/12813U	305	12.5JC-3CR31/8400S	225
12.5JC-3CR/11386T	341	12.5JC-3CR/12864U	305	12.5JC-3CR31/8400T	252
12.5JC-3CR/11417U	341	12.5JC-3CR/12876U	305	12.5JC-3CR31/8500S	225
12.5JC-3CR/11499T	252	12.5JC-3CR/12883T	305	12.5JC-3CE31/8505AA	346
12.5JC-3CR/11607AA	341	12.5JC-3CR/12945T	306	12.5JC-3CR31/8594U	306
12.5JC-3CR/11680T	283	12.5JC-3CR/13016U	343	12.5JC-3CR31/9428S	225
12.5JC-3CR/11783U	283	12.5JC-3CR/13037AA	343	12.5JC-3CR31/9428T	284
12.5JC-3CR/11783AA	341	12.5JC-3CR/13048U	343	12.5JC-3CE31/9552S	252
12.5JC-3CR/11784U	341	12.5JC-3CR/13050U	343	12.5JC-3CR31/9639S	225
12.5JC-3CR/11784AA	341	12.5JC-3CR/13114T	306	12.5JC-3CR31/9772S	225
12.5JC-3CR/11811AA	341	12.5JC-3CR/13114AA	343	12.5JC-3CR31/10727S	252
12.5JC-3CR/11822AA	341	12.5JC-3CR/13139T	343	12.5JC-3CR31/10799S	252
12.5JC-3CR/11833U	341	12.5JC-3CR/13173AA	343	12.5JC-3CR31/11147AA	346
12.5JC-3CR/11833AA	341	12.5JC-3CR/13186T	343	12.5JC-3CR31/11417AA	346
12.5JC-3CR/11837U	304	12.5JC-3CR/13242U	343	12.5JC-3CR31/11834U	306
12.5JC-3CR/11844AA	341	12.5JC-3CR/13317U	343	12.5JC-3CR31/11917U	306
12.5JC-3CR/11875AA	341	12.5JC-3CR/13317AA	344	12.5JC-3CR31/13069U	306
12.5JC-3CR/11884T	304	12.5JC-3CR/13352U	344	12.5JC-3CR131/2320S	208
12.5JC-3CR/11900U	283	12.5JC-3CR/13382U	344	12.5JC-3CR131/7512U	346
12.5JC-3CR/11907U	283	12.5JC-3CR/13428U	344	12.5JC-3CR131/7512AA	346
12.5JC-3CR/11917U	304	12.5JC-3CR/13465AA	344	12.5JC-3CR131/8623S	208
12.5JC-3CR/11917AA	341	12.5JC-3CR/13484U	344	12.5JC-3CR131/11917AA	346
12.5JC-3CR/11941AA	341	12.5JC-3CR/13529T	344	12.5JC-3R/710T	346
12.5JC-3CR/11950AA	342	12.5JC-3CR/13529AA	344	12.5JC-3R/1092T	347
12.5JC-3CR/11971U	304	12.5JC-3CR/13585U	344	12.5JC-3R/1140T	306
12.5JC-3CR/12000T	304	12.5JC-3CR/13640AA	344	12.5JC-3R/2079S	225
12.5JC-3CR/12000AA	342	12.5JC-3CR/13659U	344	12.5JC-3R/2088U	347
12.5JC-3CR/12032U	342	12.5JC-3CR/13861U	344	12.5JC-3R/2454S	225
12.5JC-3CR/12037U	304	12.5JC-3CR/13931AA	344	12.5JC-3R/2554S	208
12.5JC-3CR/12037AA	342	12.5JC-3CR/13938U	345	12.5JC-3R/2681S	208
12.5JC-3CR/12060T	304	12.5JC-3CR/13938AA	345	12.5JC-3R/2681U	347
12.5JC-3CR/12070U	283	12.5JC-3CR/14059AA	345	12.5JC-3R/3438S	252
12.5JC-3CR/12110T	304	12.5JC-3CR/14081AA	345	12.5JC-3R/3570S	252
12.5JC-3CR/12139T	304	12.5JC-3CR/14147AA	345	12.5JC-3R/3631S	225
12.5JC-3CR/12149U	342	12.5JC-3CR/14161AA	345	12.5JC-3R/3631T	284
12.5JC-3CR/12165U	304	12.5JC-3CR/14252AA	345	12.5JC-3R/3885T	284
12.5JC-3CR/12174U	304	12.5JC-3CR/14599AA	345	12.5JC-3R/4911AA	347
12.5JC-3CR/12215U	305	12.5JC-3CR/14935AA	345	12.5JC-3R/5123U	347
12.5JC-3CR/12276T	342	12.5JC-3CR/15067AA	345	12.5JC-3R/5540T	347
12.5JC-3CR/12276AA	342	12.5JC-3CR/15144AA	345	12.5JC-3R/5776AA	347
12.5JC-3CR/12355A	342	12.5JC-3CR/15235AA	345	12.5JC-3R/6340S	225
12.5JC-3CR/12375U	305	12.5JC-3CR/15356AA	345	12.5JC-3R/6568S	225
12.5JC-3CR/12417U	342	12.5JC-3CR/15390AA	346	12.5JC-3R/7121S	208
12.5JC-3CR/12417AA	342	12.5JC-3CR/15407AA	346	12.5JC-3R/7424S	208
12.5JC-3CR/12449T	305	12.5JC-3CR/15482AA	346	12.5JC-3R/8303U	306
12.5JC-3CR/12471AA	342	12.5JC-3CR/15685AA	346	12.5JC-3R/8375T	306
		12.5JC-3CR/15746AA	346		

MODEL INDEX SECTION

PLANT MODEL	MODEL DATA PAGE	PLANT MODEL	MODEL DATA PAGE	PLANT MODEL	MODEL DATA PAGE
12.5JC-3R/8375AA	347	12.5JC-3R/11334U	284	12.5JC-3R/14866AA	350
12.5JC-3R/8438S	226	12.5JC-3R/11342U	253	12.5JC-3R/14877AA	351
12.5JC-3R/8451T	252	12.5JC-3R/11508T	284	12.5JC-3R/14939AA	351
12.5JC-3R/8476S	208	12.5JC-3R/11538T	253	12.5JC-3R/14974AA	351
12.5JC-3R/8574S	252	12.5JC-3R/11546T	253	12.5JC-3R/15053AA	351
12.5JC-3R/8692AA	347	12.5JC-3R/11623S	284	12.5JC-3R/15091AA	351
12.5JC-3R/8705S	252	12.5JC-3R/11623T	285	12.5JC-3R/15115AA	351
12.5JC-3R/8706S	209	12.5JC-3R/11730T	307	12.5JC-3R/15420AA	351
12.5JC-3R/8735S	209	12.5JC-3R/11932U	285	12.5JC-3R/15476AA	351
12.5JC-3R/8740S	209	12.5JC-3R/11999U	285	12.5JC-3R/15520AA	351
12.5JC-3R/8799S	226	12.5JC-3R/12052T	307	12.5JC-3R/15554AA	351
12.5JC-3R/8811S	209	12.5JC-3R/12098T	307	12.5JC-3R/15682AA	351
12.5JC-3R/8855S	226	12.5JC-3R/12164U	307	12.5JC-3R31/2733S	209
12.5JC-3R/8941S	209	12.5JC-3R/12224T	307	12.5JC-3R31/9803S	227
12.5JC-3R/8941T	347	12.5JC-3R/12236T	348	12.5JC-3R31/14392AA	351
12.5JC-3R/8956S	209	12.5JC-3R/12350U	307	12.5JC-3R131/10835AA	351
12.5JC-3R/8969AA	347	12.5JC-3R/12411U	307	12.5JC-3R131/12461U	352
12.5JC-3R/9113S	226	12.5JC-3R/12513U	308	12.5JC-3R131/13930U	352
12.5JC-3R/9131U	347	12.5JC-3R/12543T	308	12.5JC-4R/1S	170
12.5JC-3R/9145S	226	12.5JC-3R/12618AA	348	12.5JC-4R/1T	253
12.5JC-3R/9207S	226	12.5JC-3R/12677U	308	12.5JC-4R/7S	170
12.5JC-3R/9221S	226	12.5JC-3R/12807AA	348	12.5JC-4R/12S	170
12.5JC-3R/9234AA	347	12.5JC-3R/12815T	308	12.5JC-4R/12T	253
12.5JC-3R/9279S	226	12.5JC-3R/12851AA	348	12.5JC-4R/13S	170
12.5JC-3R/9279AA	347	12.5JC-3R/12855U	308	12.5JC-4R/13T	254
12.5JC-3R/9298S	226	12.5JC-3R/12872U	308	12.5JC-4R/13U	285
12.5JC-3R/9419S	252	12.5JC-3R/12892T	308	12.5JC-4R/96T	254
12.5JC-3R/9419U	348	12.5JC-3R/12968U	348	12.5JC-4R/211S	209
12.5JC-3R/9578S	226	12.5JC-3R/12968AA	348	12.5JC-4R/316T	308
12.5JC-3R/9580S	226	12.5JC-3R/12988U	308	12.5JC-4R/1041S	171
12.5JC-3R/9610S	226	12.5JC-3R/13005T	308	12.5JC-4R/1041T	285
12.5JC-3R/9707S	227	12.5JC-3R/13013AA	348	12.5JC-4R/1075S	171
12.5JC-3R/9768AA	348	12.5JC-3R/13096U	308	12.5JC-4R/1075T	254
12.5JC-3R/9835T	348	12.5JC-3R/13123AA	349	12.5JC-4R/1075U	285
12.5JC-3R/9881S	227	12.5JC-3R/13384U	349	12.5JC-4R/1018T	308
12.5JC-3R/9899S	227	12.5JC-3R/13389AA	349	12.5JC-4R/1140AA	352
12.5JC-3R/10134S	252	12.5JC-3R/13401U	349	12.5JC-4R/1681T	285
12.5JC-3R/10178T	284	12.5JC-3R/13499T	344	12.5JC-4R/1869T	254
12.5JC-3R/10178U	348	12.5JC-3R/13546T	349	12.5JC-4R/1869U	308
12.5JC-3R/10210S	227	12.5JC-3R/13572U	349	12.5JC-4R/1982U	309
12.5JC-3R/10215S	227	12.5JC-3R/13588U	349	12.5JC-4R/1983U	309
12.5JC-3R/10216S	227	12.5JC-3R/13681T	349	12.5JC-4R/2079S	227
12.5JC-3R/10401S	253	12.5JC-3R/13724U	349	12.5JC-4R/2088AA	352
12.5JC-3R/10448S	253	12.5JC-3R/13820U	349	12.5JC-4R/2198S	227
12.5JC-3R/10448T	306	12.5JC-3R/13832U	349	12.5JC-4R/2198T	309
12.5JC-3R/10450S	253	12.5JC-3R/13905T	350	12.5JC-4R/2442S	209
12.5JC-3R/10652T	284	12.5JC-3R/13961AA	350	12.5JC-4R/2442T	254
12.5JC-3R/10657T	348	12.5JC-3R/14060AA	350	12.5JC-4R/2468S	209
12.5JC-3R/10690T	284	12.5JC-3R/14256AA	350	12.5JC-4R/2468T	309
12.5JC-3R/10690AA	348	12.5JC-3R/14269AA	350	12.5JC-4R/2488S	209
12.5JC-3R/10746T	307	12.5JC-3R/14395AA	350	12.5JC-4R/2539S	171
12.5JC-3R/10974S	253	12.5JC-3R/14460AA	350	12.5JC-4R/2539T	254
12.5JC-3R/10980S	253	12.5JC-3R/14465AA	350	12.5JC-4R/2539U	285
12.5JC-3R/11006S	253	12.5JC-3R/14495AA	350	12.5JC-4R/2588AA	352
12.5JC-3R/11334T	253	12.5JC-3R/14580AA	350	12.5JC-4R/2669S	209
		12.5JC-3R/14701AA	350		

MODEL INDEX SECTION

25

PLANT MODEL	MODEL DATA PAGE	PLANT MODEL	MODEL DATA PAGE	PLANT MODEL	MODEL DATA PAGE
12.5JC-4R/2681S	254	12.5JC-4R/7296T	254	12.5JC-4R/9331S	228
12.5JC-4R/2681T	254	12.5JC-4R/7322S	254	12.5JC-4R/9385S	228
12.5JC-4R/2681U	352	12.5JC-4R/7512U	309	12.5JC-4R/9506S	229
12.5JC-4R/2701S	227	12.5JC-4R/7517S	228	12.5JC-4R/9527S	229
12.5JC-4R/2701T	285	12.5JC-4R/8052S	228	12.5JC-4R/9549S	229
12.5JC-4R/2731S	227	12.5JC-4R/8100S	175	12.5JC-4R/9549T	255
12.5JC-4R/2731T	254	12.5JC-4R/8100T	309	12.5JC-4R/9570S	229
12.5JC-4R/2733T	254	12.5JC-4R/8375S	228	12.5JC-4R/9574T	286
12.5JC-4R/2896S	209	12.5JC-4R/8388S	228	12.5JC-4R/9574U	310
12.5JC-4R/2896T	254	12.5JC-4R/8388T	285	12.5JC-4R/9592AA	353
12.5JC-4R/2896U	285	12.5JC-4R/8389S	210	12.5JC-4R/9597T	310
12.5JC-4R/3061S	227	12.5JC-4R/8389T	353	12.5JC-4R/9645U	310
12.5JC-4R/3098T	309	12.5JC-4R/8390S	175	12.5JC-4R/9790T	310
12.5JC-4R31/13S	209	12.5JC-4R/8390T	254	12.5JC-4R/9871AA	353
12.5JC-4R31/13U	285	12.5JC-4R/8390U	285	12.5JC-4R/9959T	255
12.5JC-4R/3157S	227	12.5JC-4R/8405S	254	12.5JC-4R/10132T	255
12.5JC-4R/3157U	352	12.5JC-4R/8413S	172	12.5JC-4R/10179S	229
12.5JC-4R/3438S	210	12.5JC-4R/8483S	228	12.5JC-4R/10247T	255
12.5JC-4R/3438AA	352	12.5JC-4R/8451S	228	12.5JC-4R/10318S	229
12.5JC-4R/3471S	210	12.5JC-4R/8490S	255	12.5JC-4R/10327S	255
12.5JC-4R/3471T	309	12.5JC-4R/8490T	255	12.5JC-4R/10350S	255
12.5JC-4R/3471AA	352	12.5JC-4R/8490U	309	12.5JC-4R/10364T	255
12.5JC-4R/3482T	352	12.5JC-4R/8505U	309	12.5JC-4R/10427S	256
12.5JC-4R/3722S	210	12.5JC-4R/8509T	310	12.5JC-4R/10448S	256
12.5JC-4R/3742S	172	12.5JC-4R/8525S	175	12.5JC-4R/10480AA	353
12.5JC-4R/3742T	254	12.5JC-4R/8525T	255	12.5JC-4R/10549S	353
12.5JC-4R/3742U	285	12.5JC-4R/8524S	174	12.5JC-4R/10652U	353
12.5JC-4R/3869S	210	12.5JC-4R/8595S	210	12.5JC-4R/10657AA	353
12.5JC-4R/3869U	352	12.5JC-4R/8671S	210	12.5JC-4R/10718T	286
12.5JC-4R/3948S	227	12.5JC-4R/8671T	255	12.5JC-4R/10829S	256
12.5JC-4R/3980U	352	12.5JC-4R/8675T	255	12.5JC-4R/10895U	353
12.5JC-4R/4771U	352	12.5JC-4R/8688S	210	12.5JC-4R/11136T	256
12.5JC-4R/4771AA	352	12.5JC-4R/8689S	255	12.5JC-4R/11314T	256
12.5JC-4R/5190AA	352	12.5JC-4R/8689T	285	12.5JC-4R/11433T	256
12.5JC-4R/5356U	309	12.5JC-4R/8692S	210	12.5JC-4R/11453U	353
12.5JC-4R/5388U	309	12.5JC-4R/8692AA	353	12.5JC-4R/11583T	286
12.5JC-4R/5425U	309	12.5JC-4R/8713S	210	12.5JC-4R/11692AA	353
12.5JC-4R/5539U	309	12.5JC-4R/8721S	211	12.5JC-4R/11695AA	354
12.5JC-4R/5539AA	352	12.5JC-4R/8721T	255	12.5JC-4R/11702T	286
12.5JC-4R/5540T	309	12.5JC-4R/8744T	286	12.5JC-4R/11758U	286
12.5JC-4R/6074S	210	12.5JC-4R/8744U	353	12.5JC-4R/11759T	310
12.5JC-4R/6213T	254	12.5JC-4R/8805S	211	12.5JC-4R/11767T	286
12.5JC-4R/6272S	210	12.5JC-4R/8812S	255	12.5JC-4R/11783U	310
12.5JC-4R/6272U	309	12.5JC-4R/8914S	228	12.5JC-4R/11784U	310
12.5JC-4R/6375S	210	12.5JC-4R/8914T	286	12.5JC-4R/11793T	286
12.5JC-4R/6401S	228	12.5JC-4R/8973S	211	12.5JC-4R/11814U	354
12.5JC-4R/6428T	254	12.5JC-4R/9010S	211	12.5JC-4R/11837U	354
12.5JC-4R/6485S	210	12.5JC-4R/9010U	353	12.5JC-4R/11890U	286
12.5JC-4R/6569AA	352	12.5JC-4R/9014S	211	12.5JC-4R/11917U	310
12.5JC-4R/6664U	353	12.5JC-4R/9125S	228	12.5JC-4R/11941U	310
12.5JC-4R/6664AA	353	12.5JC-4R/9158S	228	12.5JC-4R/12050AA	354
12.5JC-4R/6732S	228	12.5JC-4R/9279T	310	12.5JC-4R/12217U	310
12.5JC-4R/6813S	228	12.5JC-4R/9295S	228	12.5JC-4R/12236T	310
12.5JC-4R/6989S	210	12.5JC-4R/9295U	353	12.5JC-4R/12241U	311
12.5JC-4R/7122S	210	12.5JC-4R/9323S	228	12.5JC-4R/12250U	311

MODEL INDEX SECTION

PLANT MODEL	MODEL DATA PAGE	PLANT MODEL	MODEL DATA PAGE	PLANT MODEL	MODEL DATA PAGE
12.5JC-4R/12270U	354	12.5JC-4R31/2539U	311	12.5JC-4XR/3570U	358
12.5JC-4R/12375U	311	12.5JC-4R31/2733S	211	12.5JC-4XR/3742S	176
12.5JC-4R/12378AA	354	12.5JC-4R31/2733U	312	12.5JC-4XR/3742U	287
12.5JC-4R/12424U	311	12.5JC-4R31/6507S	229	12.5JC-4XR/3885S	257
12.5JC-4R/12461AA	354	12.5JC-4R31/8400S	229	12.5JC-4XR/4771U	358
12.5JC-4R/12559U	354	12.5JC-4R31/8400T	256	12.5JC-4XR/5063S	230
12.5JC-4R/12568U	311	12.5JC-4R31/8500S	229	12.5JC-4XR/5144AA	358
12.5JC-4R/12569T	311	12.5JC-4R31/9428S	229	12.5JC-4XR/5163AA	357
12.5JC-4R/12693U	311	12.5JC-4R31/9428T	256	12.5JC-4XR/5388S	257
12.5JC-4R/12787U	354	12.5JC-4R31/9464S	229	12.5JC-4XR/5927U	287
12.5JC-4R/12807U	354	12.5JC-4R131/2320S	211	12.5JC-4XR/6074S	211
12.5JC-4R/12843U	354	12.5JC-4R131/8814S	229	12.5JC-4XR/6286S	230
12.5JC-4R/12903U	354	12.5JC-4R131/9070S	230	12.5JC-4XR/6443AA	358
12.5JC-4R/12953U	311	12.5JC-4R31/10155S	230	12.5JC-4XR/6519S	212
12.5JC-4R/12997U	311	12.5JC-4R31/11652U	312	12.5JC-4XR/6644S	230
12.5JC-4R/13052U	311	12.5JC-4R31/11653T	287	12.5JC-4XR/6813S	212
12.5JC-4R/13113U	354	12.5JC-4R31/13070U	312	12.5JC-4XR/6921T	357
12.5JC-4R/13231T	355	12.5JC-4R131/11917U	312	12.5JC-4XR/7509S	176
12.5JC-4R/13332U	355	12.5JC-4XR/1S	175	12.5JC-4XR/7512U	312
12.5JC-4R/13423U	355	12.5JC-4XR/1T	256	12.5JC-4XR/7595U	358
12.5JC-4R/13435U	355	12.5JC-4XR/7S	230	12.5JC-4XR/7893S	212
12.5JC-4R/13454T	355	12.5JC-4XR/12S	230	12.5JC-4XR/8281S	230
12.5JC-4R/13481T	355	12.5JC-4XR/12T	256	12.5JC-4XR/8389S	230
12.5JC-4R/13572U	355	12.5JC-4XR/13S	175	12.5JC-4XR/8390T	257
12.5JC-4R/13639U	355	12.5JC-4XR/13T	256	12.5JC-4XR/8390U	287
12.5JC-4R/13677T	355	12.5JC-4XR/13U	287	12.5JC-4XR/8413S	212
12.5JC-4R/13704T	355	12.5JC-4XR/1018T	312	12.5JC-4XR/8413T	287
12.5JC-4R/13750AA	355	12.5JC-4XR/1075S	230	12.5JC-4XR/8490S	230
12.5JC-4R/13760U	355	12.5JC-4XR/1126S	211	12.5JC-4XR/8511T	257
12.5JC-4R/13806U	356	12.5JC-4XR/1982S	230	12.5JC-4XR/8525S	212
12.5JC-4R/13857U	356	12.5JC-4XR/1983S	230	12.5JC-4XR/8525T	358
12.5JC-4R/13859U	356	12.5JC-4XR/2024S	211	12.5JC-4XR/8608S	177
12.5JC-4R/13918T	356	12.5JC-4XR/2088S	256	12.5JC-4XR/8609U	312
12.5JC-4R/13924AA	356	12.5JC-4XR/2198T	257	12.5JC-4XR/8671S	212
12.5JC-4R/13955AA	356	12.5JC-4XR/2442T	312	12.5JC-4XR/8675T	287
12.5JC-4R/13975AA	356	12.5JC-4XR/2468S	211	12.5JC-4XR/8949S	212
12.5JC-4R/14027AA	356	12.5JC-4XR/2488S	211	12.5JC-4XR/9269U	287
12.5JC-4R/14053AA	356	12.5JC-4XR/2539S	175	12.5JC-4XR/9505S	257
12.5JC-4R/14104AA	356	12.5JC-4XR/2539T	257	12.5JC-4XR/9527S	230
12.5JC-4R/14306AA	356	12.5JC-4XR/2539U	312	12.5JC-4XR/9549S	230
12.5JC-4R/14423AA	356	12.5JC-4XR/2588A	357	12.5JC-4XR/9574S	257
12.5JC-4R/14483AA	356	12.5JC-4XR/2681U	312	12.5JC-4XR/9592S	257
12.5JC-4R/14616AA	356	12.5JC-4XR/2681AA	358	12.5JC-4XR/9598S	231
12.5JC-4R/14620AA	357	12.5JC-4XR/2731U	257	12.5JC-4XR/9601U	287
12.5JC-4R/14743AA	357			12.5JC-4XR/9653U	358
12.5JC-4R/15212AA	357	12.5JC-4XR/2731T	257	12.5JC-4XR/9705S	257
12.5JC-4R/15334AA	357	12.5JC-4XR/2733S	211	12.5JC-4XR/9755S	231
12.5JC-4R/15488AA	357	12.5JC-4XR/2896S	230	12.5JC-4XR/9755T	287
12.5JC-4R/15524AA	357	12.5JC-4XR/2896T	257	12.5JC-4XR/9865T	312
12.5JC-4R/15545AA	357	12.5JC-4XR/3098T	257	12.5JC-4XR/9968S	231
12.5JC-4R/15566AA	357	12.5JC-4XR31/13S	211	12.5JC-4XR/10208U	312
12.5JC-4R/15723AA	357	12.5JC-4XR31/13U	287	12.5JC-4XR/10209S	257
12.5JC-4R30/2468T	311	12.5JC-4XR/3157S	257	12.5JC-4XR/10322S	231
12.5JC-4R31/1982AA	357	12.5JC-4XR/3252S	211	12.5JC-4XR/10480AA	358
12.5JC-4R31/2539S	174	12.5JC-4XR/3507S	230	12.5JC-4XR/10528S	257

MODEL INDEX SECTION

27

PLANT MODEL	MODEL DATA PAGE	PLANT MODEL	MODEL DATA PAGE	PLANT MODEL	MODEL DATA PAGE
12.5JC-4XR/10657S	257	12.5JC-4XR131/11917U	360	12.5JC-5DR/11417T	259
12.5JC-4XR/10718S	258	12.5JC-5DR/1S	178	12.5JC-5DR/11607T	288
12.5JC-4XR/10718T	287	12.5JC-5DR/1T	258	12.5JC-5DR/12177T	314
12.5JC-4XR/10876S	258	12.5JC-5DR/12S	212	12.5JC-5DR/12236T	314
12.5JC-4XR/10877T	258	12.5JC-5DR/13S	212	12.5JC-5DR/12355U	314
12.5JC-4XR/10877U	312	12.5JC-5DR/13U	288	12.5JC-5DR/12695T	314
12.5JC-4XR/10877AA	358	12.5JC-5DR/55S	231	12.5JC-5DR/12700T	315
12.5JC-4XR/11081T	358	12.5JC-5DR/1041T	288	12.5JC-5DR/12726U	315
12.5JC-4XR/11106T	313	12.5JC-5DR/1202S	212	12.5JC-5DR/12996T	360
12.5JC-4XR/11228T	258	12.5JC-5DR/1920S	231	12.5JC-5DR/13037T	360
12.5JC-4XR/11314T	287	12.5JC-5DR/2198S	231	12.5JC-5DR/13961AA	360
12.5JC-4XR/11314U	288	12.5JC-5DR/2198T	360	12.5JC-5DR/14024AA	360
12.5JC-4XR/11695AA	358	12.5JC-5DR/2468S	212	12.5JC-5DR/14124AA	361
12.5JC-4XR/11811U	288	12.5JC-5DR/2539S	231	12.5JC-5DR/14423AA	361
12.5JC-4XR/11917U	313	12.5JC-5DR/2896S	231	12.5JC-5DR/15286AA	361
12.5JC-4XR/11950U	313	12.5JC-5DR31/13S	212	12.5JC-5DR/15334AA	361
12.5JC-4XR/11971U	313	12.5JC-5DR/3129S	212	12.5JC-5DR31/8400S	232
12.5JC-4XR/12192U	336	12.5JC-5DR/3742S	231	12.5JC-5DR131/7512U	288
12.5JC-4XR/12411U	313	12.5JC-5DR/6153S	178	12.5JC-5DR131/11917U	361
12.5JC-4XR/12490U	313	12.5JC-5DR/6153T	258	12.5JC-7R/1T	315
12.5JC-4XR/12559U	358	12.5JC-5DR/6241S	258	12.5JC-9XR/1T	315
12.5JC-4XR/12747U	313	12.5JC-5DR/6241T	360	12.5JC-9XR/1110T	259
12.5JC-4XR/12807AA	358	12.5JC-5DR/6401T	258	12.5JC-9XR/5393AA	361
12.5JC-4XR/12857U	313	12.5JC-5DR/6569AA	360	12.5JC-9XR/8949U	361
12.5JC-4XR/12858U	313	12.5JC-5DR/7629T	258	12.5JC-9XR/13526U	361
12.5JC-4XR/12967U	313	12.5JC-5DR/8100S	179	12.5JC-18R/1AA	361
12.5JC-4XR/13039U	313	12.5JC-5DR/8100T	288	12.5JC-18R/12AA	361
12.5JC-4XR/13128U	314	12.5JC-5DR/8375T	258	12.5JC-18R/13AA	361
12.5JC-4XR/13507T	359	12.5JC-5DR/8388T	259	12.5JC-18R/55AA	361
12.5JC-4XR/13725U	359	12.5JC-5DR/8389S	213	12.5JC-18R/96AA	361
12.5JC-4XR/13904U	359	12.5JC-5DR/8390S	231	12.5JC-18R/1018AA	361
12.5JC-4XR/14126AA	359	12.5JC-5DR/8390U	288	12.5JC-18R/1075AA	362
12.5JC-4XR/14205AA	359	12.5JC-5DR/8457T	314	12.5JC-18R/1239AA	362
12.5JC-4XR/14312AA	359	12.5JC-5DR/8505S	179	12.5JC-18R/1282AA	362
12.5JC-4XR/14713AA	359	12.5JC-5DR/8506S	231	12.5JC-18R/1869AA	362
12.5JC-4XR/14826AA	359	12.5JC-5DR/8525S	213	12.5JC-18R/2123AA	362
12.5JC-4XR/15070AA	359	12.5JC-5DR/8688S	231	12.5JC-18R/2442AA	362
12.5JC-4XR/15289AA	359	12.5JC-5DR/8706AA	360	12.5JC-18R/2468AA	362
12.5JC-4XR/15495AA	359	12.5JC-5DR/8871T	314	12.5JC-18R/2701AA	362
12.5JC-4XR/15510AA	359	12.5JC-5DR/8941T	360	12.5JC-18R/2731AA	362
12.5JC-4XR/15564AA	359	12.5JC-5DR/9008AA	360	12.5JC-18R/2938AA	362
12.5JC-4XR31/2539S	212	12.5JC-5DR/9549T	259	12.5JC-18R/3098AA	362
12.5JC-4XR31/2539U	314	12.5JC-5DR/9574U	314	12.5JC-18R/3157AA	362
12.5JC-4XR31/8390S	212	12.5JC-5DR/9582T	314	12.5JC-18R/3742AA	362
12.5JC-4XR31/8400S	231	12.5JC-5DR/9707S	259	12.5JC-18R/3819AA	362
12.5JC-4XR31/8400T	258	12.5JC-5DR/9755T	259	12.5JC-18R/5356AA	362
12.5JC-4XR31/8448S	177	12.5JC-5DR/9981S	231	12.5JC-18R/5388AA	362
12.5JC-4XR31/8500S	231	12.5JC-5DR/10034S	232	12.5JC-18R/6074AA	362
12.5JC-4XR31/9428S	258	12.5JC-5DR/10218T	259	12.5JC-18R/6153AA	363
12.5JC-4XR31/9428T	258	12.5JC-5DR/10260S	232	12.5JC-18R/6241AA	363
12.5JC-4XR31/9598U	314	12.5JC-5DR/10506S	259	12.5JC-18R/6485A	363
12.5JC-4XR31/9705U	288	12.5JC-5DR/10853T	360	12.5JC-18R/6598AA	363
12.5JC-4XR31/12366U	314	12.5JC-5DR/10936S	259	12.5JC-18R/6813AA	363
12.5JC-4XR131/7512U	359	12.5JC-5DR/10968S	259	12.5JC-18R/6921AA	363
12.5JC-4XR131/8465S	212	12.5JC-5DR/11342AA	360	12.5JC-18R/6970AA	363

MODEL INDEX SECTION

PLANT MODEL	MODEL DATA PAGE	PLANT MODEL	MODEL DATA PAGE	PLANT MODEL	MODEL DATA PAGE
12.5JC-18R/7512AA	363	12.5JC-18R/15363AA	367	12.5JC-518R/1AA	369
12.5JC-18R/7595AA	363	12.5JC-18R/15478AA	367	12.5JC-518R/2198AA	369
12.5JC-18R/8100AA	363	12.5JC-18R/15540AA	367	12.5JC-518R/7512AA	369
12.5JC-18R/8389AA	363	12.5JC-18R/15571AA	367	12.5JC-518R/8388AA	369
12.5JC-18R/8390AA	363	12.5JC-18R31/13AA	367	12.5JC-518R/12000AA	369
12.5JC-18R/8505AA	363	12.5JC-18R31/2539AA	367	12.5JC-518R/12437AA	369
12.5JC-18R/8525AA	363	12.5JC-18R31/5316AA	367	12.5JC-518R/14622AA	369
12.5JC-18R/8689AA	363	12.5JC-18R31/8390AA	367	12.5JC-518R/15537AA	369
12.5JC-18R/8744AA	363	12.5JC-18R31/8505AA	367	15.0JC-1R31/13S	180
12.5JC-18R/8898AA	363	12.5JC-18R31/11147AA	367	15.0JC-2R/5144T	288
12.5JC-18R/9014AA	364	12.5JC-18R31/14670AA	367	15.0JC-2XR/8572S	213
12.5JC-18R/9549AA	364	12.5JC-18R131/7512AA	367	15.0JC-3CE/3728S	232
12.5JC-18R/9592AA	364	12.5JC-18R131/11917AA	367	15.0JC-3CR/1S	180
12.5JC-18R/9597AA	364	12.5JC-18R131/12660AA	367	15.0JC-3CR/1T	260
12.5JC-18R/9605AA	364	12.5JC-18R131/14309AA	367	15.0JC-3CR/1AA	369
12.5JC-18R/9645AA	364	12.5JC-18R131/15500AA	367	15.0JC-3CR/7S	232
12.5JC-18R/9863AA	364	12.5JC-52R/8969AA	367	15.0JC-3CR/7T	288
12.5JC-18R/9865AA	364	12.5JC-52R/10690T	315	15.0JC-3CR/12S	180
12.5JC-18R/9996AA	364	12.5JC-52R/11064T	368	15.0JC-3CR/12T	260
12.5JC-18R/10218AA	364	12.5JC-52R/14916AA	368	15.0JC-3CR/12AA	369
12.5JC-18R/10361AA	364	12.5JC-53CR/1S	232	15.0JC-3CR/13S	180
12.5JC-18R/10560AA	364	12.5JC-53CR/1T	259	15.0JC-3CR/13T	260
12.5JC-18R/10718AA	364	12.5JC-53CR/1AA	368	15.0JC-3CR/13U	289
12.5JC-18R/10892AA	364	12.5JC-53CR/8100S	232	15.0JC-3CR/13AA	370
12.5JC-18R/11783AA	365	12.5JC-53CR/8100T	368	15.0JC-3CR/55S	213
12.5JC-18R/11833AA	365	12.5JC-53CR/8100AA	368	15.0JC-3CR/55T	260
12.5JC-18R/11837AA	365	12.5JC-53CR/8388S	260	15.0JC-3CR/55AA	370
12.5JC-18R/11917AA	365	12.5JC-53CR/8388T	368	15.0JC-3CR/96S	180
12.5JC-18R/11971AA	365	12.5JC-53CR/8388AA	368	15.0JC-3CR/96T	315
12.5JC-18R/12355AA	365	12.5JC-53CR/8561AA	368	15.0JC-3CR/211S	180
12.5JC-18R/12424AA	365	12.5JC-53CR/8898AA	368	15.0JC-3CR31/1S	180
12.5JC-18R/12676AA	365	12.5JC-53CR/9751S	232	15.0JC-3CR31/1T	289
12.5JC-18R/12693AA	365	12.5JC-53CR/9863AA	368	15.0JC-3CR/316S	213
12.5JC-18R/12752AA	365	12.5JC-53R/11064T	368	15.0JC-3CR/391T	370
12.5JC-18R/12800AA	365	12.5JC-53R/11791T	368	15.0JC-3CR/926S	232
12.5JC-18R/13039AA	365	12.5JC-53R/14540AA	368	15.0JC-3CR/1018T	315
12.5JC-18R/13332AA	365	12.5JC-54R/248S	232	15.0JC-3CR/1018AA	370
12.5JC-18R/13465AA	365	12.5JC-54R/10957S	260	15.0JC-3CR/1041S	181
12.5JC-18R/13732AA	365	12.5JC-57R/1T	315	15.0JC-3CR/1041T	289
12.5JC-18R/14109AA	366	12.5JC-57R/1200T	315	15.0JC-3CR/1041AA	370
12.5JC-18R/14206AA	366	12.5JC-57R/1681T	288	15.0JC-3CR/1075S	232
12.5JC-18R/14251AA	366	12.5JC-57R/2079T	368	15.0JC-3CR/1075T	260
12.5JC-18R/14310AA	366	12.5JC-57R/2198T	260	15.0JC-3CR/1126T	260
12.5JC-18R/14331AA	336	12.5JC-57R/6000T	260	15.0JC-3CR/1282S	260
12.5JC-18R/14436AA	366	12.5JC-57R/8375S	260	15.0JC-3CR/1282T	260
12.5JC-18R/14668AA	366	12.5JC-57R/8559T	369	15.0JC-3CR/1282AA	370
12.5JC-18R/14669AA	366	12.5JC-57R/9279AA	369	15.0JC-3CR/1869T	289
12.5JC-19R/14670AA	366	12.5JC-57R/11743T	288	15.0JC-3CR/1873S	232
12.5JC-18R/14758AA	366	12.5JC-57R/14910AA	369	15.0JC-3CR/1983S	289
12.5JC-18R/14858AA	366	12.5JC-57XR/1T	315	15.0JC-3CR/2198S	181
12.5JC-18R/15012AA	366	12.5JC-57XR/7512U	369	15.0JC-3CR/2198T	289
12.5JC-18R/15026AA	366	12.5JC-57XR/7991S	180	15.0JC-3CR/2198AA	370
12.5JC-18R/15064AA	366	12.5JC-57XR/11053AA	369	15.0JC-3CR/2219T	315
12.5JC-18R/15099AA	366	12.5JC-57XR/14537AA	369	15.0JC-3CR/2219AA	370
12.5JC-18R/15330AA	366	12.5JC-99R/9506S	232	15.0JC-3CR/2442S	232

MODEL INDEX SECTION

29

PLANT MODEL	MODEL DATA PAGE	PLANT MODEL	MODEL DATA PAGE	PLANT MODEL	MODEL DATA PAGE
15.0JC-3CR/2442T	260	15.0JC-3CR/6375S	233	15.0JC-3CR/8602S	214
15.0JC-3CR/2442AA	370	15.0JC-3CR/6428S	213	15.0JC-3CR/8613T	371
15.0JC-3CR/2468S	181	15.0JC-3CR/6428T	261	15.0JC-3CR/8671S	214
15.0JC-3CR/2468T	260	15.0JC-3CR/6462S	233	15.0JC-3CR/8675T	262
15.0JC-3CR/2539S	181	15.0JC-3CR/6507T	371	15.0JC-3CR/8689S	214
15.0JC-3CR/2539T	260	15.0JC-3CR/6507AA	371	15.0JC-3CR/8689T	262
15.0JC-3CR/2669S	260	15.0JC-3CR/6598AA	371	15.0JC-3CR/8721S	262
15.0JC-3CR/2669T	370	15.0JC-3CR/6893AA	371	15.0JC-3CR/8727S	262
15.0JC-3CR/2701S	232	15.0JC-3CR/6921T	289	15.0JC-3CR/8744S	214
15.0JC-3CR/2701T	289	15.0JC-3CR/6956U	289	15.0JC-3CR/8803S	214
15.0JC-3CR/2731S	181	15.0JC-3CR/6956AA	371	15.0JC-3CR/8813S	188
15.0JC-3CR/2731T	260	15.0JC-3CR/7122S	233	15.0JC-3CR/8978S	234
15.0JC-3CR/2731AA	370	15.0JC-3CR/7296S	213	15.0JC-3CR/8984S	214
15.0JC-3CR/2823AA	370	15.0JC-3CR/7332S	213	15.0JC-3CR/9015S	234
15.0JC-3CR/2896S	181	15.0JC-3CR/7512U	316	15.0JC-3CR/9021S	214
15.0JC-3CR/2896U	289	15.0JC-3CR/7512AA	371	15.0JC-3CR/9058S	234
15.0JC-3CR/2938S	232	15.0JC-3CR/7595U	316	15.0JC-3CR/9127S	234
15.0JC-3CR/2938T	289	15.0JC-3CR/7595AA	371	15.0JC-3CR/9192S	234
15.0JC-3CR/3098S	233	15.0JC-3CR/7604S	214	15.0JC-3CR/9209S	234
15.0JC-3CR/3098T	260	15.0JC-3CR/7673S	185	15.0JC-3CR/9269AA	372
15.0JC-3CR/3098AA	370	15.0JC-3CR/8000T	316	15.0JC-3CR/9420S	234
15.0JC-3CR31/13S	213	15.0JC-3CR/8100T	261	15.0JC-3CR/9420T	290
15.0JC-3CR31/13U	289	15.0JC-3CR/8100AA	371	15.0JC-3CR/9424S	234
15.0JC-3CR/3113AA	379	15.0JC-3CR/8054S	214	15.0JC-3CR/9460S	234
15.0JC-3CR/3157S	213	15.0JC-3CR/8100S	188	15.0JC-3CR/9549S	234
15.0JC-3CR/3157T	261	15.0JC-3CR/8245T	261	15.0JC-3CR/9549T	262
15.0JC-3CR/3195T	261	15.0JC-3CR/8347T	261	15.0JC-3CR/9549AA	372
15.0JC-3CR/3231S	182	15.0JC-3CR/8347AA	371	15.0JC-3CR/9574S	234
15.0JC-3CR/3354AA	370	15.0JC-3CR/8388S	189	15.0JC-3CR/9574T	262
15.0JC-3CR/3742S	213	15.0JC-3CR/8388T	261	15.0JC-3CR/9581S	234
15.0JC-3CR/3742T	289	15.0JC-3CR/8388AA	371	15.0JC-3CR/9582T	316
15.0JC-3CR/3980U	316	15.0JC-3CR/8389S	188	15.0JC-3CR/9581S	234
15.0JC-3CR/3980AA	370	15.0JC-3CR/8389T	261	15.0JC-3CR/9592S	234
15.0JC-3CR/4017S	261	15.0JC-3CR/8389AA	371	15.0JC-3CR/9597S	234
15.0JC-3CR/4253S	233	15.0JC-3CR/8390S	214	15.0JC-3CR/9597T	290
15.0JC-3CR/5041S	213	15.0JC-3CR/8390T	262	15.0JC-3CR/9597AA	372
15.0JC-3CR/5316S	213	15.0JC-3CR/8390U	290	15.0JC-3CR/9616T	372
15.0JC-3CR/5388S	233	15.0JC-3CR/8390AA	371	15.0JC-3CR/9616AA	372
15.0JC-3CR/5557S	213	15.0JC-3CR/8447S	233	15.0JC-3CR/9640T	316
15.0JC-3CR/5811T	261	15.0JC-3CR/8457S	188	15.0JC-3CR/9640AA	372
15.0JC-3CR/5902S	233	15.0JC-3CR/8457T	262	15.0JC-3CR/9705S	235
15.0JC-3CR/5902T	370	15.0JC-3CR/8457AA	371	15.0JC-3CR/9783S	235
15.0JC-3CR/6000S	261	15.0JC-3CR/8505S	214	15.0JC-3CR/9805S	235
15.0JC-3CR/6000T	261	15.0JC-3CR/8505T	262	15.0JC-3CR/9837AA	372
15.0JC-3CR/6074S	233	15.0JC-3CR/8505U	290	15.0JC-3CR/9848AA	372
15.0JC-3CR/6074T	316	15.0JC-3CR/8511S	214	15.0JC-3CR/9857S	235
15.0JC-3CR/6074AA	370	15.0JC-3CR/8525S	188	15.0JC-3CR/9863S	262
15.0JC-3CR/6132S	213	15.0JC-3CR/8525T	262	15.0JC-3CR/9863T	316
15.0JC-3CR/6153S	233	15.0JC-3CR/8525AA	371	15.0JC-3CR/9863AA	372
15.0JC-3CR/6153T	316	15.0JC-3CR/8527T	262	15.0JC-3CR/9887T	372
15.0JC-3CR/6189T	261	15.0JC-3CR/8559S	214	15.0JC-3CR/9964T	262
15.0JC-3CR/6222S	333	15.0JC-3CR/8561S	189	15.0JC-3CR/9996AA	372
15.0JC-3CR/6241T	261	15.0JC-3CR/8561T	262	15.0JC-3CR/10059S	263
15.0JC-3CR/6241AA	370	15.0JC-3CR/8561AA	371	15.0JC-3CR/10059T	316
15.0JC-3CR/6251S	213	15.0JC-3CR/8582AA	371	15.0JC-3CR/10132S	235

MODEL INDEX SECTION

PLANT MODEL	MODEL DATA PAGE	PLANT MODEL	MODEL DATA PAGE	PLANT MODEL	MODEL DATA PAGE
15.0JC-3CR/10163AA	372	15.0JC-3CR/11908AA	373	15.0JC-3CR/13048U	318
15.0JC-3CR/10180S	235	15.0JC-3CR/11917U	373	15.0JC-3CR/13091AA	375
15.0JC-3CR/10208S	235	15.0JC-3CR/11917AA	373	15.0JC-3CR/13114AA	375
15.0JC-3CR/10214S	235	15.0JC-3CR/11926U	291	15.0JC-3CR/13173U	375
15.0JC-3CR/10218S	263	15.0JC-3CR/11941AA	373	15.0JC-3CR/13195U	375
15.0JC-3CR/10242S	235	15.0JC-3CR/11948U	291	15.0JC-3CR/13222U	375
15.0JC-3CR/10242T	372	15.0JC-3CR/11948AA	374	15.0JC-3CR/13223U	376
15.0JC-3CR/10247S	235	15.0JC-3CR/11950U	317	15.0JC-3CR/13223AA	376
15.0JC-3CR/10250T	316	15.0JC-3CR/11961T	291	15.0JC-3CR/13317AA	376
15.0JC-3CR/10258AA	372	15.0JC-3CR/11971U	317	15.0JC-3CR/13332U	376
15.0JC-3CR/10259AA	372	15.0JC-3CR/11971AA	374	15.0JC-3CR/13386U	376
15.0JC-3CR/10316S	263	15.0JC-3CR/11981U	291	15.0JC-3CR/13465U	376
15.0JC-3CR/10352S	263	15.0JC-3CR/11996U	317	15.0JC-3CR/13465AA	376
15.0JC-3CR/10410S	263	15.0JC-3CR/11996AA	374	15.0JC-3CR/13503U	376
15.0JC-3CR/10550T	263	15.0JC-3CR/12000AA	374	15.0JC-3CR/13536AA	376
15.0JC-3CR/10550AA	372	15.0JC-3CR/12025U	291	15.0JC-3CR/13640U	376
15.0JC-3CR/10560S	263	15.0JC-3CR/12032U	291	15.0JC-3CR/13672T	376
15.0JC-3CR/10662AA	372	15.0JC-3CR/12032AA	374	15.0JC-3CR/13704AA	376
15.0JC-3CR/10718T	316	15.0JC-3CR/12037U	317	15.0JC-3CR/13751T	376
15.0JC-3CR/10718AA	372	15.0JC-3CR/12037AA	374	15.0JC-3CR/13861AA	377
15.0JC-3CR/10720S	263	15.0JC-3CR/12042U	317	15.0JC-3CR/13897T	377
15.0JC-3CR/10736S	263	15.0JC-3CR/12042AA	374	15.0JC-3CR/13917U	377
15.0JC-3CR/10888S	263	15.0JC-3CR/12150U	317	15.0JC-3CR/13917AA	377
15.0JC-3CR/10928AA	373	15.0JC-3CR/12184U	317	15.0JC-3CR/13937AA	377
15.0JC-3CR/10968T	290	15.0JC-3CR/12250U	374	15.0JC-3CR/14026AA	377
15.0JC-3CR/11039S	263	15.0JC-3CR/12279T	317	15.0JC-3CR/14096AA	377
15.0JC-3CR/11056S	264	15.0JC-3CR/12355U	317	15.0JC-3CR/14140AA	377
15.0JC-3CR/11082T	264	15.0JC-3CR/12355AA	374	15.0JC-3CR/14161AA	377
15.0JC-3CR/11157T	264	15.0JC-3CR/12381AA	374	15.0JC-3CR/14180AA	377
15.0JC-3CR/11177T	264	15.0JC-3CR/12424U	374	15.0JC-3CR/14335AA	377
15.0JC-3CR/11185T	264	15.0JC-3CR/12424AA	374	15.0JC-3CR/14418AA	377
15.0JC-3CR/11214AA	373	15.0JC-3CR/12451U	374	15.0JC-3CR/14543AA	378
15.0JC-3CR/11356T	264	15.0JC-3CR/12471U	317	15.0JC-3CR/14562AA	378
15.0JC-3CR/11365T	264	15.0JC-3CR/12490AA	374	15.0JC-3CR/14597AA	378
15.0JC-3CR/11365AA	373	15.0JC-3CR/12549U	317	15.0JC-3CR/14774AA	378
15.0JC-3CR/11578T	290	15.0JC-3CR/12559U	317	15.0JC-3CR/14856AA	378
15.0JC-3CR/11783U	290	15.0JC-3CR/12600U	318	15.0JC-3CR/15067AA	378
15.0JC-3CR/11783AA	373	15.0JC-3CR/12625U	318	15.0JC-3CR/15144AA	378
15.0JC-3CR/11784U	290	15.0JC-3CR/12676U	318	15.0JC-3CR/15220AA	378
15.0JC-3CR/11784AA	373	15.0JC-3CR/12676AA	374	15.0JC-3CR/15235AA	378
15.0JC-3CR/11796U	290	15.0JC-3CR/12691T	318	15.0JC-3CR/15240AA	378
15.0JC-3CR/11799U	290	15.0JC-3CR/12741AA	374	15.0JC-3CR/15243AA	378
15.0JC-3CR/11813U	291	15.0JC-3CR/12767AA	374	15.0JC-3CR/15390AA	378
15.0JC-3CR/11830AA	373	15.0JC-3CR/12783AA	374	15.0JC-3CR/15491AA	378
15.0JC-3CR/11833AA	373	15.0JC-3CR/12787U	375	15.0JC-3CR/15615AA	378
15.0JC-3CR/11837U	316	15.0JC-3CR/12795U	318	15.0JC-3CR/15645AA	379
15.0JC-3CR/11837AA	373	15.0JC-3CR/12795AA	375	15.0JC-3CR31/13AA	379
15.0JC-3CR/11844U	316	15.0JC-3CR/12800AA	375	15.0JC-3CR31/2539S	188
15.0JC-3CR/11844AA	373	15.0JC-3CR/12825T	318	15.0JC-3CR31/2539U	292
15.0JC-3CR/11873U	291	15.0JC-3CR/12903U	375	15.0JC-3CR31/2539AA	379
15.0JC-3CR/11884AA	373	15.0JC-3CR/12903AA	375	15.0JC-3CR31/6813U	318
15.0JC-3CR/11900U	317	15.0JC-3CR/12943T	375	15.0JC-3CR31/8390S	214
15.0JC-3CR/11906U	291	15.0JC-3CR/12943AA	375	15.0JC-3CR31/8390U	292
15.0JC-3CR/11907U	291	15.0JC-3CR/13016U	375	15.0JC-3CR31/8400S	235
15.0JC-3CR/11908U	291	15.0JC-3CR/13037T	375	15.0JC-3CR31/8400T	264

MODEL INDEX SECTION

31

PLANT MODEL	MODEL DATA PAGE	PLANT MODEL	MODEL DATA PAGE	PLANT MODEL	MODEL DATA PAGE
15.0JC-3CR31/8413AA	379	15.0JC-3R/6664S	236	15.0JC-3R/9534S	237
15.0JC-3CR31/8500S	236	15.0JC-3R/6664T	292	15.0JC-3R/9580T	266
15.0JC-3CR31/9428S	236	15.0JC-3R/7509T	380	15.0JC-3R/9589S	237
15.0JC-3CR31/9428T	264	15.0JC-3R/8232S	215	15.0JC-3R/9643S	237
15.0JC-3CR31/9639S	264	15.0JC-3R/8232T	319	15.0JC-3R/9707S	266
15.0JC-3CR31/9639T	265	15.0JC-3R/8354S	187	15.0JC-3R/9707T	266
15.0JC-3CR31/9705AA	379	15.0JC-3R/8375S	215	15.0JC-3R/9753S	237
15.0JC-3CR131/2320S	181	15.0JC-3R/8375T	380	15.0JC-3R/9758S	237
15.0JC-3CR131/7512U	318	15.0JC-3R/8375AA	380	15.0JC-3R/9768S	266
15.0JC-3CR131/7512AA	379	15.0JC-3R/8430T	319	15.0JC-3R/9768T	319
15.0JC-3CR131/8873S	214	15.0JC-3R/8451T	265	15.0JC-3R/9768AA	381
15.0JC-3CR31/10538S	265	15.0JC-3R/8452S	236	15.0JC-3R/9801S	237
15.0JC-3CR31/10538T	292	15.0JC-3R/8509S	265	15.0JC-3R/9801AA	381
15.0JC-3CR31/11834U	318	15.0JC-3R/8524S	215	15.0JC-3R/9835AA	381
15.0JC-3CR31/11834AA	379	15.0JC-3R/8574S	215	15.0JC-3R/9873S	237
15.0JC-3CR31/12566U	379	15.0JC-3R/8592S	215	15.0JC-3R/9873T	292
15.0JC-3CR31/12566AA	379	15.0JC-3R/8615S	236	15.0JC-3R/9879S	238
15.0JC-3CR31/14276AA	379	15.0JC-3R/8619S	215	15.0JC-3R/9899S	238
15.0JC-3CR131/11917U	318	15.0JC-3R/8689S	215	15.0JC-3R/9902S	238
15.0JC-3CR131/11917AA	379	15.0JC-3R/8699S	215	15.0JC-3R/9905S	238
15.0JC-3CR131/11971U	379	15.0JC-3R/8701S	188	15.0JC-3R/9990S	238
15.0JC-3CR131/15567AA	379	15.0JC-3R/8702S	216	15.0JC-3R/9992S	238
15.0JC-3R/710T	319	15.0JC-3R/8703S	216	15.0JC-3R/9997S	238
15.0JC-3R/768T	265	15.0JC-3R/8706S	216	15.0JC-3R/10073T	319
15.0JC-3R/1047T	319	15.0JC-3R/8718S	216	15.0JC-3R/10130S	238
15.0JC-3R/1092T	265	15.0JC-3R/8719S	216	15.0JC-3R/10134S	238
15.0JC-3R/1092AA	379	15.0JC-3R/8722S	216	15.0JC-3R/10178T	292
15.0JC-3R/1140T	319	15.0JC-3R/8802AA	380	15.0JC-3R/10210T	266
15.0JC-3R/1301T	265	15.0JC-3R/8855S	216	15.0JC-3R/10302S	266
15.0JC-3R/1928S	181	15.0JC-3R/8871S	216	15.0JC-3R/10302T	266
15.0JC-3R/2079T	379	15.0JC-3R/8871AA	380	15.0JC-3R/10330S	267
15.0JC-3R/2088T	265	15.0JC-3R/8893S	216	15.0JC-3R/10394S	267
15.0JC-3R/2135T	292	15.0JC-3R/8899S	216	15.0JC-3R/10395S	267
15.0JC-3R/2454S	236	15.0JC-3R/8915T	319	15.0JC-3R/10395AA	381
15.0JC-3R/2733S	236	15.0JC-3R/8915AA	380	15.0JC-3R/10638S	267
15.0JC-3CR/2741S	215	15.0JC-3R/8941T	319	15.0JC-3R/10652S	267
15.0JC-3R/3061S	215	15.0JC-3R/8941S	266	15.0JC-3R/10652T	292
15.0JC-3R/3115AA	379	15.0JC-3R/8941AA	380	15.0JC-3R/10657S	267
15.0JC-3R/3252S	265	15.0JC-3R/8968AA	380	15.0JC-3R/10657T	292
15.0JC-3R/3482S	265	15.0JC-3R/8969S	216	15.0JC-3R/10657AA	381
15.0JC-3R/3766S	236	15.0JC-3R/8969T	380	15.0JC-3R/10929T	381
15.0JC-3R/3766T	265	15.0JC-3R/9035S	236	15.0JC-3R/10985S	267
15.0JC-3R/3885S	215	15.0JC-3R/9037S	266	15.0JC-3R/11053T	267
15.0JC-3R/4112S	182	15.0JC-3R/9117S	236	15.0JC-3R/11055S	267
15.0JC-3R/4771S	265	15.0JC-3R/9118S	236	15.0JC-3R/11055T	267
15.0JC-3R/4771T	265	15.0JC-3R/9126S	236	15.0JC-3R/11055AA	381
15.0JC-3R/4911AA	379	15.0JC-3R/9139S	236	15.0JC-3R/11064S	292
15.0JC-3R/5194AA	379	15.0JC-3R/9219AA	380	15.0JC-3R/11064T	267
15.0JC-3R/5163T	379	15.0JC-3R/9279S	266	15.0JC-3R/11064AA	381
15.0JC-3R/5539S	265	15.0JC-3R/9298S	236	15.0JC-3R/11135T	267
15.0JC-3R/5557S	215	15.0JC-3R/9399S	237	15.0JC-3R/11195T	267
15.0JC-3R/5652S	265	15.0JC-3R/9418S	237	15.0JC-3R/11310T	268
15.0JC-3R/5776T	380	15.0JC-3R/9419S	237	15.0JC-3R/11312T	268
15.0JC-3R/5860S	215	15.0JC-3R/9461S	237	15.0JC-3R/11337T	268
15.0JC-3R/6164T	319	15.0JC-3R/9495S	237	15.0JC-3R/11388T	268

MODEL INDEX SECTION

PLANT MODEL	MODEL DATA PAGE	PLANT MODEL	MODEL DATA PAGE	PLANT MODEL	MODEL DATA PAGE
15.OJC-3R/11407T	292	15.OJC-3R/12863U	382	15.OJC-3R/15542AA	386
15.OJC-3R/11433T	268	15.OJC-3R/12872U	382	15.OJC-3R/15562AA	386
15.OJC-3R/11453T	268	15.OJC-3R/12902T	322	15.OJC-3R/15589AA	387
15.OJC-3R/11520T	268	15.OJC-3R/12911T	322	15.OJC-3R/15640AA	387
15.OJC-3R/11547T	268	15.OJC-3R/12968U	322	15.OJC-3R/15667AA	387
15.OJC-3R/11603T	293	15.OJC-3R/12968AA	382	15.OJC-3R/15679AA	387
15.OJC-3R/11697T	293	15.OJC-3R/12985U	322	15.OJC-3R/15707AA	387
15.OJC-3R/11733T	293	15.OJC-3R/13013T	322	15.OJC-3R31/1982S	238
15.OJC-3R/11752T	293	15.OJC-3R/13014T	322	15.OJC-3R31/9193S	239
15.OJC-3R/11774T	293	15.OJC-3R/13123AA	383	15.OJC-3R31/9803S	239
15.OJC-3R/11816T	293	15.OJC-3R/13124U	322	15.OJC-3R131/1300U	387
15.OJC-3R/11861T	381	15.OJC-3R/13205U	383	15.OJC-3R31/14446AA	387
15.OJC-3R/11872U	381	15.OJC-3R/13287U	383	15.OJC-3R131/12461AA	387
15.OJC-3R/11872AA	381	15.OJC-3R/13401U	383	15.OJC-3R131/13130U	322
15.OJC-3R/11879U	319	15.OJC-3R/13440U	383	15.OJC-4R/1S	190
15.OJC-3R/11896U	293	15.OJC-3R/13440AA	383	15.OJC-4R/1T	268
15.OJC-3R/11916T	293	15.OJC-3R/13516U	383	15.OJC-4R/7S	190
15.OJC-3R/11931U	293	15.OJC-3R/13547T	383	15.OJC-4R/12S	190
15.OJC-3R/11937U	293	15.OJC-3R/13609U	383	15.OJC-4R/12T	268
15.OJC-3R/11946T	293	15.OJC-3R/13648U	383	15.OJC-4R/13S	190
15.OJC-3R/11947U	294	15.OJC-3R/13687U	383	15.OJC-4R/13T	268
15.OJC-3R/12047U	319	15.OJC-3R/13740U	384	15.OJC-4R/13U	294
15.OJC-3R/12048U	294	15.OJC-3R/13747T	384	15.OJC-4R/55S	239
15.OJC-3R/12050U	381	15.OJC-3R/13775T	384	15.OJC-4R/96S	239
15.OJC-3R/12050AA	381	15.OJC-3R/13815T	384	15.OJC-4R/211S	216
15.OJC-3R/12092U	320	15.OJC-3R/13924U	384	15.OJC-4R/316T	387
15.OJC-3R/12096U	320	15.OJC-3R/13957AA	384	15.OJC-4R/989S	239
15.OJC-3R/12107U	320	15.OJC-3R/13979AA	384	15.OJC-4R/1018T	294
15.OJC-3R/12107AA	381	15.OJC-3R/13986T	384	15.OJC-4R/1041S	216
15.OJC-3R/12126U	320	15.OJC-3R/14019AA	384	15.OJC-4R/1047S	239
15.OJC-3R/12154T	320	15.OJC-3R/14229AA	384	15.OJC-4R/1075S	217
15.OJC-3R/12156U	382	15.OJC-3R/14240AA	384	15.OJC-4R/1075T	268
15.OJC-3R/12164AA	382	15.OJC-3R/14268AA	385	15.OJC-4R/1078S	217
15.OJC-3R/12245T	320	15.OJC-3R/14346AA	385	15.OJC-4R/1092S	268
15.OJC-3R/12298U	320	15.OJC-3R/14348AA	385	15.OJC-4R/1092T	294
15.OJC-3R/12298AA	382	15.OJC-3R/14382AA	385	15.OJC-4R/1140S	239
15.OJC-3R/12382U	320	15.OJC-3R/14518AA	385	15.OJC-4R/1282S	217
15.OJC-3R/12398U	320	15.OJC-3R/14580AA	385	15.OJC-4R/1282T	294
15.OJC-3R/12410U	320	15.OJC-3R/14653AA	385	15.OJC-4R/1400AA	387
15.OJC-3R/12413T	321	15.OJC-3R/14657AA	385	15.OJC-4R/1579S	269
15.OJC-3R/12428AA	382	15.OJC-3R/14714AA	385	15.OJC-4R/1869S	269
15.OJC-3R/12436U	321	15.OJC-3R/14833AA	385	15.OJC-4R/1869T	269
15.OJC-3R/12450AA	382	15.OJC-3R/14910AA	385	15.OJC-4R/1871S	217
15.OJC-3R/12463AA	382	15.OJC-3R/14947AA	385	15.OJC-4R/1943T	269
15.OJC-3R/12464U	321	15.OJC-3R/15088AA	385	15.OJC-4R/1982S	191
15.OJC-3R/12493U	321	15.OJC-3R/15115AA	386	15.OJC-4R/1983T	269
15.OJC-3R/12513AA	382	15.OJC-3R/15116AA	386	15.OJC-4R/2079T	294
15.OJC-3R/12597U	321	15.OJC-3R/15194AA	386	15.OJC-4R/2079AA	387
15.OJC-3R/12607U	321	15.OJC-3R/15212AA	386	15.OJC-4R/2088S	217
15.OJC-3R/12664T	321	15.OJC-3R/15423AA	386	15.OJC-4R/2088T	269
15.OJC-3R/12690T	321	15.OJC-3R/15453AA	386	15.OJC-4R/2157T	294
15.OJC-3R/12724T	321	15.OJC-3R/15449AA	386	15.OJC-4R/2198T	387
15.OJC-3R/12747AA	382	15.OJC-3R/15479AA	386	15.OJC-4R/2219S	191
15.OJC-3R/12763U	382	15.OJC-3R/15501AA	386	15.OJC-4R/2219T	322
15.OJC-3R/12783AA	382	15.OJC-3R/15523AA	386	15.OJC-4R/2442S	217

MODEL INDEX SECTION

33

PLANT MODEL	MODEL DATA PAGE	PLANT MODEL	MODEL DATA PAGE	PLANT MODEL	MODEL DATA PAGE
15.0JC-4R/2442T	269	15.0JC-4R/7967S	270	15.0JC-4R/9234U	388
15.0JC-4R/2468S	191	15.0JC-4R/8100S	197	15.0JC-4R/9250S	241
15.0JC-4R/2468T	294	15.0JC-4R/8297S	197	15.0JC-4R/9254S	241
15.0JC-4R/2539S	191	15.0JC-4R/8299S	218	15.0JC-4R/9269U	323
15.0JC-4R/2539T	269	15.0JC-4R/8375T	270	15.0JC-4R/9279T	323
15.0JC-4R/2681S	269	15.0JC-4R/8375AA	387	15.0JC-4R/9295S	270
15.0JC-4R/2681T	269	15.0JC-4R/8388S	240	15.0JC-4R/9309S	241
15.0JC-4R/2731T	269	15.0JC-4R/8389S	197	15.0JC-4R/9391S	241
15.0JC-4R/2896S	191	15.0JC-4R/8389T	295	15.0JC-4R/9392S	241
15.0JC-4R/2896T	269	15.0JC-4R/8390S	197	15.0JC-4R/9413AA	388
15.0JC-4R/3098S	191	15.0JC-4R/8390T	270	15.0JC-4R/9419U	295
15.0JC-4R/3098T	294	15.0JC-4R/8390U	295	15.0JC-4R/9516S	241
15.0JC-4R31/13S	190	15.0JC-4R/8413S	240	15.0JC-4R/9549S	241
15.0JC-4R31/13U	294	15.0JC-4R/8451S	240	15.0JC-4R/9549T	271
15.0JC-4R/3157S	239	15.0JC-4R/8451T	270	15.0JC-4R/9574S	241
15.0JC-4R/3218T	322	15.0JC-4R/8457S	218	15.0JC-4R/9574T	271
15.0JC-4R/3438S	217	15.0JC-4R/8489T	323	15.0JC-4R/9578T	295
15.0JC-4R/3438T	269	15.0JC-4R/8505S	198	15.0JC-4R/9582T	271
15.0JC-4R/3667S	217	15.0JC-4R/8505T	270	15.0JC-4R/9586T	271
15.0JC-4R/3742S	191	15.0JC-4R/8520S	218	15.0JC-4R/9597S	242
15.0JC-4R/3742T	269	15.0JC-4R/8525S	218	15.0JC-4R/9597T	271
15.0JC-4R/3819S	217	15.0JC-4R/8525T	270	15.0JC-4R/9598S	271
15.0JC-4R/3862S	217	15.0JC-4R/8524S	218	15.0JC-4R/9605T	271
15.0JC-4R/3885S	269	15.0JC-4R/8547S	218	15.0JC-4R/9636S	242
15.0JC-4R/3980U	294	15.0JC-4R/8557T	295	15.0JC-4R/9643S	242
15.0JC-4R/4771T	269	15.0JC-4R/8559S	270	15.0JC-4R/9645U	323
15.0JC-4R/5041S	217	15.0JC-4R/8613S	218	15.0JC-4R/9739S	242
15.0JC-4R/5063S	239	15.0JC-4R/8615S	270	15.0JC-4R/9758T	295
15.0JC-4R/5144S	239	15.0JC-4R/8649S	240	15.0JC-4R/9768S	242
15.0JC-4R/5163S	239	15.0JC-4R/8671S	218	15.0JC-4R/9768AA	388
15.0JC-4R/5276T	323	15.0JC-4R/8675T	270	15.0JC-4R/9865T	323
15.0JC-4R/5316S	239	15.0JC-4R/8685S	218	15.0JC-4R/9901T	295
15.0JC-4R/5456S	269	15.0JC-4R/8689S	270	15.0JC-4R/9946S	242
15.0JC-4R/5424S	217	15.0JC-4R/8696S	218	15.0JC-4R/9959T	271
15.0JC-4R/5539S	239	15.0JC-4R/8706AA	387	15.0JC-4R/9985S	242
15.0JC-4R/5611S	239	15.0JC-4R/8721S	270	15.0JC-4R/9992T	295
15.0JC-4R/5652S	192	15.0JC-4R/8773S	218	15.0JC-4R/9996S	242
15.0JC-4R/5663S	239	15.0JC-4R/8786S	218	15.0JC-4R/10025S	242
15.0JC-4R/6000T	295	15.0JC-4R/8825S	218	15.0JC-4R/10059T	388
15.0JC-4R/6077S	239	15.0JC-4R/8828S	219	15.0JC-4R/10073T	388
15.0JC-4R/6164S	192	15.0JC-4R/8866S	270	15.0JC-4R/10075S	242
15.0JC-4R/6164T	270	15.0JC-4R/8914S	240	15.0JC-4R/10132S	271
15.0JC-4R/6213S	192	15.0JC-4R/8915T	388	15.0JC-4R/10132T	271
15.0JC-4R/6354S	217	15.0JC-4R/8916S	219	15.0JC-4R/10163S	242
15.0JC-4R/6365S	217	15.0JC-4R/8941T	388	15.0JC-4R/10178S	242
15.0JC-4R/6428T	270	15.0JC-4R/8947S	219	15.0JC-4R/10210T	271
15.0JC-4R/6569S	270	15.0JC-4R/8996S	240	15.0JC-4R/10218U	295
15.0JC-4R/6569T	387	15.0JC-4R/9037S	240	15.0JC-4R/10237S	271
15.0JC-4R/6616S	240	15.0JC-4R/9054S	240	15.0JC-4R/10238S	242
15.0JC-4R/6956U	295	15.0JC-4R/9068S	240	15.0JC-4R/10259T	323
15.0JC-4R/7016S	217	15.0JC-4R/9094S	240	15.0JC-4R/10361T	323
15.0JC-4R/7122S	217	15.0JC-4R/9133S	240	15.0JC-4R/10399S	272
15.0JC-4R/7512U	323	15.0JC-4R/9143S	241	15.0JC-4R/10411S	272
15.0JC-4R/7842S	218	15.0JC-4R/9214S	241	15.0JC-4R/10413S	272
15.0JC-4R/7857S	218	15.0JC-4R/9217S	241	15.0JC-4R/10473S	272

MODEL INDEX SECTION

PLANT MODEL	MODEL DATA PAGE	PLANT MODEL	MODEL DATA PAGE	PLANT MODEL	MODEL DATA PAGE
15.OJC-4R/10598S	272	15.OJC-4R/11879U	297	15.OJC-4R/11991AA	389
15.OJC-4R/10652S	272	15.OJC-4R/11891U	297	15.OJC-4R/11993U	297
15.OJC-4R/10657AA	388	15.OJC-4R/11911U	297	15.OJC-4R/11995U	297
15.OJC-4R/10658T	272	15.OJC-4R/11915T	297	15.OJC-4R/11996U	297
15.OJC-4R/10658AA	388	15.OJC-4R/11917T	324	15.OJC-4R/12037U	324
15.OJC-4R/10663T	295	15.OJC-4R/11941U	324	15.OJC-4R/12042U	297
15.OJC-4R/10723S	272	15.OJC-4R/11950U	297	15.OJC-4R/12050U	297
15.OJC-4R/10723U	323	15.OJC-4R/11989U	297	15.OJC-4R/12058U	324
15.OJC-4R/10739T	272	15.OJC-4R/11993U	297	15.OJC-4R/12092U	324
15.OJC-4R/10746S	272	15.OJC-4R/11995U	297	15.OJC-4R/12092AA	389
15.OJC-4R/10775S	272	15.OJC-4R/11996U	297	15.OJC-4R/12120U	324
15.OJC-4R/10784S	273	15.OJC-4R/12037U	324	15.OJC-4R/12156U	324
15.OJC-4R/10853T	273	15.OJC-4R/12042U	297	15.OJC-4R/12156AA	389
15.OJC-4R/10865S	273	15.OJC-4R/12050U	297	15.OJC-4R/12167U	324
15.OJC-4R/10973S	273	15.OJC-4R/12058U	324	15.OJC-4R/12184U	325
15.OJC-4R/10976T	273	15.OJC-4R/12092U	324	15.OJC-4R/12194U	325
15.OJC-4R/10985T	273	15.OJC-4R/12120U	324	15.OJC-4R/12204U	325
15.OJC-4R/11005T	295	15.OJC-4R/12156U	324	15.OJC-4R/12214U	325
15.OJC-4R/11022S	273	15.OJC-4R/12167U	324	15.OJC-4R/12235U	325
15.OJC-4R/11022T	295	15.OJC-4R/12184U	325	15.OJC-4R/12250U	325
15.OJC-4R/11064S	273	15.OJC-4R/12194U	325	15.OJC-4R/12264U	325
15.OJC-4R/11070T	273	15.OJC-4R/12204U	325	15.OJC-4R/12314U	325
15.OJC-4R/11090T	323	15.OJC-4R/12214U	325	15.OJC-4R/12342T	325
15.OJC-4R/11189T	273	15.OJC-4R/12235U	325	15.OJC-4R/12355U	325
15.OJC-4R/11262T	274	15.OJC-4R/12250U	325	15.OJC-4R/12356U	325
15.OJC-4R/11284T	274	15.OJC-4R/12264U	325	15.OJC-4R/12368U	326
15.OJC-4R/11337T	274	15.OJC-4R/12314U	325	15.OJC-4R/12368AA	389
15.OJC-4R/11364T	296	15.OJC-4R/12342T	325	15.OJC-4R/12381U	326
15.OJC-4R/11386T	274	15.OJC-4R/12355U	325	15.OJC-4R/12382U	326
15.OJC-4R/11388AA	388	15.OJC-4R/12356U	325	15.OJC-4R/12382AA	389
15.OJC-4R/11400T	274	15.OJC-4R/12368U	326	15.OJC-4R/12389T	326
15.OJC-4R/11433T	274	15.OJC-4R/12381U	326	15.OJC-4R/12428U	326
15.OJC-4R/11472T	274	15.OJC-4R/12382U	326	15.OJC-4R/12428AA	389
15.OJC-4R/11505T	296	15.OJC-4R/12389T	326	15.OJC-4R/12450U	326
15.OJC-4R/11509T	274	15.OJC-4R/12428U	326	15.OJC-4R/12450AA	389
15.OJC-4R/11568T	296	15.OJC-4R/12450U	326	15.OJC-4R/12463AA	389
15.OJC-4R/11569T	296	15.OJC-4R/12465U	326	15.OJC-4R/12465U	326
15.OJC-4R/11612T	296	15.OJC-4R/12471U	326	15.OJC-4R/12471U	326
15.OJC-4R/11683T	296	15.OJC-4R/12490U	326	15.OJC-4R/12490U	326
15.OJC-4R/11695T	296	15.OJC-4R/12495T	326	15.OJC-4R/12495T	326
15.OJC-4R/11737T	296	15.OJC-4R/12542U	326	15.OJC-4R/12524AA	389
15.OJC-4R/11783U	323	15.OJC-4R/11872AA	389	15.OJC-4R/12542U	389
15.OJC-4R/11784U	323	15.OJC-4R/11875U	24	15.OJC-4R/12565U	326
15.OJC-4R/11784AA	388	15.OJC-4R/11879U	297	15.OJC-4R/12580T	327
15.OJC-4R/11799U	324	15.OJC-4R/11879AA	389	15.OJC-4R/12596U	327
15.OJC-4R/11812U	296	15.OJC-4R/11891U	297	15.OJC-4R/12597AA	389
15.OJC-4R/11814U	324	15.OJC-4R/11911U	297	15.OJC-4R/12600U	327
15.OJC-4R/11820T	296	15.OJC-4R/11914U	389	15.OJC-4R/12618AA	389
15.OJC-4R/11822U	296	15.OJC-4R/11915T	297	15.OJC-4R/12600U	327
15.OJC-4R/11830U	324	15.OJC-4R/11917U	324	15.OJC-4R/12626T	327
15.OJC-4R/11837U	324	15.OJC-4R/11941U	324	15.OJC-4R/12642U	327
15.OJC-4R/11844U	297	15.OJC-4R/11949U	389	15.OJC-4R/12656U	327
15.OJC-4R/11864U	297	15.OJC-4R/11950U	297	15.OJC-4R/12663T	327
15.OJC-4R/11872U	297	15.OJC-4R/11971U	389	15.OJC-4R/12703U	327
15.OJC-4R/11875U	324	15.OJC-4R/11989U	297	15.OJC-4R/12726U	390

MODEL INDEX SECTION

35

PLANT MODEL	MODEL DATA PAGE	PLANT MODEL	MODEL DATA PAGE	PLANT MODEL	MODEL DATA PAGE
15.OJC-4R/12741U	327	15.OJC-4R/13924AA	393	15.OJC-4R31/9428T	274
15.OJC-4R/12764U	390	15.OJC-4R/13941AA	393	15.OJC-4R31/9552S	243
15.OJC-4R/12766U	327	15.OJC-4R/14055AA	393	15.OJC-4R31/9652S	243
15.OJC-4R/12767U	327	15.OJC-4R/14056AA	393	15.OJC-4R31/9803S	274
15.OJC-4R/12783U	328	15.OJC-4R/14062AA	393	15.OJC-4R131/2320S	190
15.OJC-4R/12784U	390	15.OJC-4R/14067AA	393	15.OJC-4R131/2328S	219
15.OJC-4R/12870U	328	15.OJC-4R/14112AA	393	15.OJC-4R131/7512U	329
15.OJC-4R/12843U	328	15.OJC-4R/14126AA	393	15.OJC-4R131/8465S	219
15.OJC-4R/12851U	328	15.OJC-4R/14167AA	393	15.OJC-4R131/8814S	243
15.OJC-4R/12863U	390	15.OJC-4R/14240AA	393	15.OJC-4R131/8955S	219
15.OJC-4R/12895U	328	15.OJC-4R/14242AA	393	15.OJC-4R31/10291S	275
15.OJC-4R/12902T	328	15.OJC-4R/14268AA	393	15.OJC-4R31/10756S	275
15.OJC-4R/12903U	328	15.OJC-4R/14287AA	393	15.OJC-4R31/10876U	329
15.OJC-4R/12913T	328	15.OJC-4R/14289AA	394	15.OJC-4R31/11457T	298
15.OJC-4R/12934U	390	15.OJC-4R/14296AA	394	15.OJC-4R31/13135U	396
15.OJC-4R/12942T	328	15.OJC-4R/14401AA	394	15.OJC-4R31/14925AA	396
15.OJC-4R/12966T	328	15.OJC-4R/14499AA	394	15.OJC-4R31/14959AA	396
15.OJC-4R/13084U	329	15.OJC-4R/14532AA	394	15.OJC-4R131/11917U	329
15.OJC-4R/13084AA	390	15.OJC-4R/14609AA	394	15.OJC-4R131/11971U	376
15.OJC-4R/13085U	390	15.OJC-4R/14620AA	394	15.OJC-4R131/12355U	329
15.OJC-4R/13104U	390	15.OJC-4R/14657AA	394	15.OJC-4R131/12648U	329
15.OJC-4R/13123AA	390	15.OJC-4R/14701AA	394	15.OJC-4R131/12817U	396
15.OJC-4R/13145T	390	15.OJC-4R/14718AA	394	15.OJC-4XR/1S	199
15.OJC-4R/13166U	390	15.OJC-4R/14750AA	394	15.OJC-4XR/1T	275
15.OJC-4R/13194U	390	15.OJC-4R/14777AA	394	15.OJC-4XR/7	219
15.OJC-4R/13225T	390	15.OJC-4R/14833AA	394	15.OJC-4XR/12S	219
15.OJC-4R/13252U	390	15.OJC-4R/14837AA	395	15.OJC-4XR/12T	275
15.OJC-4R/13274T	391	15.OJC-4R/14842AA	395	15.OJC-4XR/13S	199
15.OJC-4R/13292U	391	15.OJC-4R/14853AA	395	15.OJC-4XR/13T	275
15.OJC-4R/13338T	391	15.OJC-4R/14973AA	395	15.OJC-4XR/13U	298
15.OJC-4R/13372U	391	15.OJC-4R/14983AA	395	15.OJC-4XR/1018S	243
15.OJC-4R/13373T	391	15.OJC-4R/15070AA	395	15.OJC-4XR/1018T	396
15.OJC-4R/13479U	391	15.OJC-4R/15083AA	395	15.OJC-4XR/1027S	199
15.OJC-4R/13485U	391	15.OJC-4R/15151AA	395	15.OJC-4XR/1041T	329
15.OJC-4R/13535U	391	15.OJC-4R/15189AA	395	15.OJC-4XR/1078AA	396
15.OJC-4R/13541U	391	15.OJC-4R/15229AA	395	15.OJC-4XR/1282S	219
15.OJC-4R/13572AA	391	15.OJC-4R/15236AA	395	15.OJC-4XR/1282T	329
15.OJC-4R/13612U	391	15.OJC-4R/15324AA	395	15.OJC-4XR/1282S	219
15.OJC-4R/13612AA	391	15.OJC-4R/15408AA	395	15.OJC-4XR/1982S	275
15.OJC-4R/13606U	391	15.OJC-4R/15423AA	395	15.OJC-4XR/1983S	243
15.OJC-4R/13649T	391	15.OJC-4R/15519AA	396	15.OJC-4XR/2088U	298
15.OJC-4R/13657U	392	15.OJC-4R/15659AA	396	15.OJC-4XR/2123T	396
15.OJC-4R/13660U	392	15.OJC-4R/15725AA	396	15.OJC-4XR/2219T	396
15.OJC-4R/13670U	392	15.OJC-4R31/2088AA	396	15.OJC-4XR/2442S	219
15.OJC-4R/13728AA	392	15.OJC-4R31/2539S	298	15.OJC-4XR/2442T	275
15.OJC-4R/13728T	392	15.OJC-4R31/2733S	196	15.OJC-4XR/2468S	219
15.OJC-4R/13729U	392	15.OJC-4R31/8390S	197	15.OJC-4XR/2468T	329
15.OJC-4R/13732U	392	15.OJC-4R31/8390U	298	15.OJC-4XR/2488S	243
15.OJC-4R/13749U	392	15.OJC-4R31/8400S	243	15.OJC-4XR/2539S	199
15.OJC-4R/13766T	392	15.OJC-4R31/8500S	243	15.OJC-4XR/2539T	275
15.OJC-4R/13861U	392	15.OJC-4R31/8500T	243	15.OJC-4XR/2681S	275
15.OJC-4R/13893U	392	15.OJC-4R31/9280S	243	15.OJC-4XR/2731S	243
15.OJC-4R/13920U	392	15.OJC-4R31/9286S	243	15.OJC-4XR/2731T	329
15.OJC-4R/13921U	392	15.OJC-4R31/9344S	243	15.OJC-4XR/2733S	243
15.OJC-4R/13922AA	393	15.OJC-4R31/9428S	243	15.OJC-4XR/2733T	275

MODEL INDEX SECTION

PLANT MODEL	MODEL DATA PAGE	PLANT MODEL	MODEL DATA PAGE	PLANT MODEL	MODEL DATA PAGE
15.0JC-4XR/2896S	199	15.0JC-4XR/8670S	220	15.0JC-4XR/11107T	278
15.0JC-4XR/2938T	275	15.0JC-4XR/8671S	220	15.0JC-4XR/11236T	278
15.0JC-4XR/3098S	200	15.0JC-4XR/8675T	276	15.0JC-4XR/11337AA	397
15.0JC-4XR/3098T	396	15.0JC-4XR/8689S	220	15.0JC-4XR/11466T	278
15.0JC-4XR31/13S	199	15.0JC-4XR/8701AA	397	15.0JC-4XR/11640T	299
15.0JC-4XR31/13U	298	15.0JC-4XR/8706S	244	15.0JC-4XR/11658U	299
15.0JC-4XR/3115S	275	15.0JC-4XR/8729S	244	15.0JC-4XR/11692T	299
15.0JC-4XR/3157S	275	15.0JC-4XR/8778S	220	15.0JC-4XR/11750T	299
15.0JC-4XR/3231S	219	15.0JC-4XR/8802S	220	15.0JC-4XR/11784U	330
15.0JC-4XR/3231T	298	15.0JC-4XR/8844S	220	15.0JC-4XR/11814U	397
15.0JC-4XR/3252S	244	15.0JC-4XR/8949T	276	15.0JC-4XR/11821U	299
15.0JC-4XR/3471T	329	15.0JC-4XR/9010S	244	15.0JC-4XR/11830U	299
15.0JC-4XR/3471AA	396	15.0JC-4XR/9016S	244	15.0JC-4XR/11833U	299
15.0JC-4XR/3742	219	15.0JC-4XR/9020S	220	15.0JC-4XR/11837U	299
15.0JC-4XR/3980U	330	15.0JC-4XR/9058T	397	15.0JC-4XR/11844U	299
15.0JC-4XR/4762T	330	15.0JC-4XR/9131T	276	15.0JC-4XR/11879AA	397
15.0JC-4XR/4771S	275	15.0JC-4XR/9250S	244	15.0JC-4XR/11941U	397
15.0JC-4XR/5041S	219	15.0JC-4XR/9548S	244	15.0JC-4XR/11949U	299
15.0JC-4XR/5144T	298	15.0JC-4XR/9549S	244	15.0JC-4XR/11950U	299
15.0JC-4XR/5144AA	397	15.0JC-4XR/9549T	397	15.0JC-4XR/11974U	299
15.0JC-4XR/5163T	397	15.0JC-4XR/9574S	276	15.0JC-4XR/11996U	330
15.0JC-4XR/5232T	330	15.0JC-4XR/9574T	276	15.0JC-4XR/11998T	331
15.0JC-4XR/5232AA	397	15.0JC-4XR/9592S	244	15.0JC-4XR/12032U	331
15.0JC-4XR/5652T	330	15.0JC-4XR/9597S	276	15.0JC-4XR/12042U	331
15.0JC-4XR/6074S	244	15.0JC-4XR/9597T	276	15.0JC-4XR/12143U	331
15.0JC-4XR/6074T	330	15.0JC-4XR/9704S	244	15.0JC-4XR/12145U	331
15.0JC-4XR/6077S	200	15.0JC-4XR/9707T	298	15.0JC-4XR/12167U	331
15.0JC-4XR/6153S	244	15.0JC-4XR/9788T	397	15.0JC-4XR/12212U	331
15.0JC-4XR/6164T	275	15.0JC-4XR/9811S	244	15.0JC-4XR/12299T	331
15.0JC-4XR/6365S	275	15.0JC-4XR/9865T	330	15.0JC-4XR/12352U	331
15.0JC-4XR/6443T	330	15.0JC-4XR/9918T	276	15.0JC-4XR/12355U	397
15.0JC-4XR/6519T	298	15.0JC-4XR/9959S	244	15.0JC-4XR/12368AA	397
15.0JC-4XR/6936S	219	15.0JC-4XR/9964T	276	15.0JC-4XR/12382AA	397
15.0JC-4XR/6956U	397	15.0JC-4XR/10073S	244	15.0JC-4XR/12387U	331
15.0JC-4XR/7512U	298	15.0JC-4XR/10132T	298	15.0JC-4XR/12424U	331
15.0JC-4XR/8100S	244	15.0JC-4XR/10172S	245	15.0JC-4XR/12428U	397
15.0JC-4XR/8337S	219	15.0JC-4XR/10325S	277	15.0JC-4XR/12428AA	398
15.0JC-4XR/8389S	220	15.0JC-4XR/10344S	277	15.0JC-4XR/12446U	331
15.0JC-4XR/8389T	276	15.0JC-4XR/10377S	277	15.0JC-4XR/12512U	331
15.0JC-4XR/8390S	203	15.0JC-4XR/10392S	277	15.0JC-4XR/12514U	332
15.0JC-4XR/8390T	276	15.0JC-4XR/10395T	330	15.0JC-4XR/12543T	398
15.0JC-4XR/8390U	298	15.0JC-4XR/10480S	277	15.0JC-4XR/12564U	332
15.0JC-4XR/8410T	397	15.0JC-4XR/10557S	277	15.0JC-4XR/12615U	332
15.0JC-4XR/8413S	220	15.0JC-4XR/10657T	330	15.0JC-4XR/12703U	398
15.0JC-4XR/8451S	220	15.0JC-4XR/10663S	277	15.0JC-4XR/12764U	398
15.0JC-4XR/8490S	276	15.0JC-4XR/10718T	330	15.0JC-4XR/12801T	332
15.0JC-4XR/8490T	276	15.0JC-4XR/10557S	277	15.0JC-4XR/12830U	332
15.0JC-4XR/8505S	276	15.0JC-4XR/10812S	277	15.0JC-4XR/12851AA	398
15.0JC-4XR/8525S	220	15.0JC-4XR/10853S	277	15.0JC-4XR/12872AA	398
15.0JC-4XR/8525T	276	15.0JC-4XR/10867S	277	15.0JC-4XR/13027T	398
15.0JC-4XR/8540S	220	15.0JC-4XR/10867T	277	15.0JC-4XR/13051U	332
15.0JC-4XR/8560S	220	15.0JC-4XR/10895T	278	15.0JC-4XR/13057U	332
15.0JC-4XR/8576S	220	15.0JC-4XR/10929T	298	15.0JC-4XR/13123AA	398
15.0JC-4XR/8649S	220	15.0JC-4XR/11001T	278	15.0JC-4XR/13126U	398
15.0JC-4XR/8649T	330	15.0JC-4XR/11106T	278	15.0JC-4XR/13185U	398

MODEL INDEX SECTION

37

PLANT MODEL	MODEL DATA PAGE	PLANT MODEL	MODEL DATA PAGE	PLANT MODEL	MODEL DATA PAGE
15.OJC-4XR/13186T	398	15.OJC-5DR/96S	203	15.OJC-5DR/8487S	221
15.OJC-4XR/13212U	398	15.OJC-5DR/96T	300	15.OJC-5DR/8505S	246
15.OJC-4XR/13275U	398	15.OJC-5DR/1041T	300	15.OJC-5DR/8525S	221
15.OJC-4XR/13336T	398	15.OJC-5DR/1075S	245	15.OJC-5DR/8613T	300
15.OJC-4XR/13548T	399	15.OJC-5DR/1092S	278	15.OJC-5DR/8736S	221
15.OJC-4XR/13577U	399	15.OJC-5DR/1092T	401	15.OJC-5DR/8706AA	401
15.OJC-4XR/13728AA	399	15.OJC-5DR/1092AA	401	15.OJC-5DR/8706T	402
15.OJC-4XR/13761T	399	15.OJC-5DR/1126S	221	15.OJC-5DR/8765S	221
15.OJC-4XR/13854U	399	15.OJC-5DR/1282T	300	15.OJC-5DR/8898S	221
15.OJC-4XR/13922AA	399	15.OJC-5DR/1299T	334	15.OJC-5DR/8996S	221
15.OJC-4XR/13924AA	399	15.OJC-5DR/1920S	221	15.OJC-5DR/9008S	221
15.OJC-4XR/13929AA	399	15.OJC-5DR/1943T	332	15.OJC-5DR/9156T	279
15.OJC-4XR/13929U	399	15.OJC-5DR/1299T	334	15.OJC-5DR/9166S	246
15.OJC-4XR/14017AA	399	15.OJC-5DR/2123S	245	15.OJC-5DR/9220S	246
15.OJC-4XR/14040AA	399	15.OJC-5DR/2123T	300	15.OJC-5DR/9234AA	402
15.OJC-4XR/14270AA	399	15.OJC-5DR/2198T	279	15.OJC-5DR/9254S	246
15.OJC-4XR/14545AA	400	15.OJC-5DR/2468S	245	15.OJC-5DR/9277S	246
15.OJC-4XR/14657AA	400	15.OJC-5DR/2468T	300	15.OJC-5DR/9511S	246
15.OJC-4XR/14933AA	400	15.OJC-5DR/2539S	221	15.OJC-5DR/9526S	246
15.OJC-4XR/15019AA	400	15.OJC-5DR/2539T	279	15.OJC-5DR/9574S	279
15.OJC-4XR/15102AA	400	15.OJC-5DR/2701T	332	15.OJC-5DR/9574T	300
15.OJC-4XR/15247AA	400	15.OJC-5DR/2823S	245	15.OJC-5DR/9582T	333
15.OJC-4XR/15438AA	400	15.OJC-5DR/2823T	401	15.OJC-5DR/9605S	246
15.OJC-4XR/15489AA	400	15.OJC-5DR/2896S	203	15.OJC-5DR/9616T	402
15.OJC-4XR/15506AA	400	15.OJC-5DR31/13U	300	15.OJC-5DR/9645U	333
15.OJC-4XR/15553AA	400	15.OJC-5DR/3195T	300	15.OJC-5DR/9705T	301
15.OJC-4XR/15729AA	400	15.OJC-5DR/3438S	245	15.OJC-5DR/9757S	246
15.OJC-4XR31/2539S	203	15.OJC-5DR/3631T	300	15.OJC-5DR/9768T	279
15.OJC-4XR31/2539U	332	15.OJC-5DR/3742S	279	15.OJC-5DR/9791S	246
15.OJC-4XR31/2681AA	400	15.OJC-5DR/3885S	245	15.OJC-5DR/9801AA	402
15.OJC-4XR31/6286U	400	15.OJC-5DR/3980U	401	15.OJC-5DR/9839S	246
15.OJC-4XR31/8390S	203	15.OJC-5DR/4911T	333	15.OJC-5DR/9848T	279
15.OJC-4XR31/8390U	300	15.OJC-5DR/5114T	279	15.OJC-5DR/9887S	247
15.OJC-4XR31/8400S	245	15.OJC-5DR/5545S	245	15.OJC-5DR/9956S	247
15.OJC-4XR31/8400T	278	15.OJC-5DR/5652AA	401	15.OJC-5DR/10139T	333
15.OJC-4XR31/8500S	245	15.OJC-5DR/5807T	333	15.OJC-5DR/10153S	247
15.OJC-4XR31/8549S	220	15.OJC-5DR/6507S	279	15.OJC-5DR/10170T	301
15.OJC-4XR31/9428S	245	15.OJC-5DR/6569T	401	15.OJC-5DR/10236S	247
15.OJC-4XR31/9428T	278	15.OJC-5DR/6791S	221	15.OJC-5DR/10236T	333
15.OJC-4XR31/9731S	245	15.OJC-5DR/6956U	401	15.OJC-5DR/10328S	247
15.OJC-4XR31/10037S	245	15.OJC-5DR/7512U	333	15.OJC-5DR/10383S	279
15.OJC-4XR31/11314U	300	15.OJC-5DR/7595U	401	15.OJC-5DR/10489T	279
15.OJC-4XR131/11917U	332	15.OJC-5DR/8100S	246	15.OJC-5DR/10658S	280
15.OJC-4XR131/12461U	332	15.OJC-5DR/8100T	401	15.OJC-5DR/10797S	280
15.OJC-4XR131/12461AA	400	15.OJC-5DR/8375S	279	15.OJC-5DR/10824T	280
15.OJC-4XR131/15111AA	400	15.OJC-5DR/8375AA	401	15.OJC-5DR/10853T	333
15.OJC-4XR131/15357AA	401	15.OJC-5DR/8388S	246	15.OJC-5DR/10884T	280
15.OJC-5DR/1S	203	15.OJC-5DR/8388T	401	15.OJC-5DR/11122T	280
15.OJC-5DR/1T	278	15.OJC-5DR/8375AA	401	15.OJC-5DR/1151T	280
15.OJC-5DR/7S	278	15.OJC-5DR/8388S	246	15.OJC-5DR/11186T	280
15.OJC-5DR/7T	300	15.OJC-5DR/8389S	279	15.OJC-5DR/11377T	280
15.OJC-5DR/12S	203	15.OJC-5DR/8389T	401	15.OJC-5DR/11527T	281
15.OJC-5DR/12T	300	15.OJC-5DR/8390S	246	15.OJC-5DR/11608T	301
15.OJC-5DR/13S	203	15.OJC-5DR/8390U	300	15.OJC-5DR/11724T	301
15.OJC-5DR/13U	300	15.OJC-5DR/8451S	279	15.OJC-5DR/11799U	301


MODEL INDEX SECTION

PLANT MODEL	MODEL DATA PAGE	PLANT MODEL	MODEL DATA PAGE	PLANT MODEL	MODEL DATA PAGE
15.0JC-5DR/11837U	402	15.0JC-9XR/1AA	404	15.0JC-18R/2731AA	406
15.0JC-5DR/11844U	333	15.0JC-9XR/1S	206	15.0JC-18R/3098AA	406
15.0JC-5DR/11846U	301	15.0JC-9XR/1T	281	15.0JC-18R/3980AA	406
15.0JC-5DR/11917U	301	15.0JC-9XR/1593AA	404	15.0JC-18R/6153AA	406
15.0JC-5DR/11950U	333	15.0JC-9XR/1869S	247	15.0JC-18R/6241AA	406
15.0JC-5DR/11971U	301	15.0JC-9XR/2198S	281	15.0JC-18R/6893AA	407
15.0JC-5DR/11996U	333	15.0JC-9XR/2539T	281	15.0JC-18R/6956AA	407
15.0JC-5DR/12029T	301	15.0JC-9XR/2896S	206	15.0JC-18R/7512AA	407
15.0JC-5DR/12042U	333	15.0JC-9XR/3742S	281	15.0JC-18R/7595AA	407
15.0JC-5DR/12098T	333	15.0JC-9XR/3980U	301	15.0JC-18R/8100AA	407
15.0JC-5DR/12099T	333	15.0JC-9XR/5393S	281	15.0JC-18R/8347AA	407
15.0JC-5DR/12250U	334	15.0JC-9XR/7509S	281	15.0JC-18R/8388AA	407
15.0JC-5DR/12286U	334	15.0JC-9XR/8245T	281	15.0JC-18R/8389AA	407
15.0JC-5DR/12299AA	402	15.0JC-9XR/8388S	221	15.0JC-18R/8525AA	407
15.0JC-5DR/12382AA	402	15.0JC-9XR/8389T	404	15.0JC-18R/8561AA	407
15.0JC-5DR/12461AA	402	15.0JC-9XR/8389AA	404	15.0JC-18R/8675AA	407
15.0JC-5DR/12512U	402	15.0JC-9XR/8744S	222	15.0JC-18R/9220AA	407
15.0JC-5DR/12676U	334	15.0JC-9XR/8914T	281	15.0JC-18R/9269AA	407
15.0JC-5DR/12701T	334	15.0JC-9XR/9791AA	404	15.0JC-18R/9549AA	407
15.0JC-5DR/12765T	334	15.0JC-9XR/10948S	281	15.0JC-18R/9582AA	407
15.0JC-5DR/12842T	334	15.0JC-9XR/11142T	281	15.0JC-18R/9597AA	407
15.0JC-5DR/12872U	402	15.0JC-9XR/11623T	302	15.0JC-18R/9616AA	407
15.0JC-5DR/13099U	402	15.0JC-9XR/11814U	302	15.0JC-18R/9645AA	408
15.0JC-5DR/13166AA	402	15.0JC-9XR/11814AA	404	15.0JC-18R/9788AA	408
15.0JC-5DR/13178T	402	15.0JC-9XR/12118U	335	15.0JC-18R/9791AA	408
15.0JC-5DR/13494U	403	15.0JC-9XR/12212AA	405	15.0JC-18R/9863AA	408
15.0JC-5DR/13572AA	403	15.0JC-9XR/12326U	335	15.0JC-18R/9865AA	408
15.0JC-5DR/13757U	403	15.0JC-9XR/12370U	335	15.0JC-18R/10258AA	408
15.0JC-5DR/14148AA	403	15.0JC-9XR/12399U	335	15.0JC-18R/10361AA	408
15.0JC-5DR/13156AA	403	15.0JC-9XR/12623U	335	15.0JC-18R/10718AA	408
15.0JC-5DR/14591AA	403	15.0JC-9XR/13035U	335	15.0JC-18R/10888AA	408
15.0JC-5DR/14715AA	403	15.0JC-9XR/13123U	336	15.0JC-18R/11106AA	408
15.0JC-5DR/14734AA	403	15.0JC-9XR/13123AA	405	15.0JC-18R/11365AA	408
15.0JC-5DR/14865AA	403	15.0JC-9XR/13131U	405	15.0JC-18R/11783AA	408
15.0JC-5DR/14889AA	403	15.0JC-9XR/13131AA	405	15.0JC-18R/11784AA	408
15.0JC-5DR/15088AA	404	15.0JC-9XR/13526U	405	15.0JC-18R/11813AA	409
15.0JC-5DR/15183AA	404	15.0JC-9XR/13750U	405	15.0JC-18R/11822AA	409
15.0JC-5DR/15472AA	404	15.0JC-9XR/14242AA	405	15.0JC-18R/11830AA	409
15.0JC-5DR/15496AA	404	15.0JC-9XR/14308AA	405	15.0JC-18R/11837AA	409
15.0JC-5DR/15501AA	404	15.0JC-9XR/15274AA	405	15.0JC-18R/11844AA	409
15.0JC-5DR/15518AA	404	15.0JC-18R/1AA	405	15.0JC-18R/11884AA	409
15.0JC-5DR31/2539U	334	15.0JC-18R/7AA	405	15.0JC-18R/11891AA	409
15.0JC-5DR31/8390U	334	15.0JC-18R/12AA	406	15.0JC-18R/11914AA	409
15.0JC-5DR31/8400S	247	15.0JC-18R/13AA	406	15.0JC-19R/11917AA	409
15.0JC-5DR31/8400T	281	15.0JC-18R/55AA	406	15.0JC-18R/11949AA	409
15.0JC-5DR31/9755U	404	15.0JC-18R/316AA	406	15.0JC-18R/11950AA	409
15.0JC-5DR131/7512U	404	15.0JC-18R/1018AA	406	15.0JC-18R/11996AA	409
15.0JC-5DR131/8767S	221	15.0JC-18R/1041AA	406	15.0JC-18R/12025AA	409
15.0JC-5DR31/10960U	334	15.0JC-18R/1282AA	406	15.0JC-18R/12037AA	409
15.0JC-5DR31/12260U	334	15.0JC-18R/2123AA	406	15.0JC-18R/12042AA	409
15.0JC-5DR31/11917U	335	15.0JC-18R/2198AA	406	15.0JC-18R/12064AA	409
15.0JC-5DR131/12218U	335	15.0JC-18R/2219AA	406	15.0JC-18R/12167AA	409
15.0JC-7R/1T	335	15.0JC-18R/2442AA	406	15.0JC-18R/12184AA	410
15.0JC-8R/1S	247	15.0JC-18R/2468AA	406	15.0JC-18R/12204AA	410
15.0JC-8R/9780S	247	15.0JC-18R/2669AA	406	15.0JC-18R/12250AA	410
				15.0JC-18R/12355AA	410

MODEL INDEX SECTION

39

PLANT MODEL	MODEL DATA PAGE	PLANT MODEL	MODEL DATA PAGE	PLANT MODEL	MODEL DATA PAGE
15.OJC-18R/12381AA	410	15.OJC-18R/14770AA	413	15.OJC-99R/11021S	282
15.OJC-18R/12417AA	410	15.OJC-18R/14808AA	414	15.OJC-99R/11105T	282
15.OJC-18R/12451AA	410	15.OJC-18R/14858AA	414	15.OJC-99R/11159T	282
15.OJC-18R/12471AA	410	15.OJC-18R/14872AA	414	15.OJC-99R/11333T	282
15.OJC-18R/12490AA	410	15.OJC-18R/14913AA	414	15.OJC-99R/11649T	302
15.OJC-18R/12534AA	410	15.OJC-18R/14985AA	414	15.OJC-99R/11683T	302
15.OJC-18R/12656AA	410	15.OJC-18R/14992AA	414	15.OJC-99R/11889T	302
15.OJC-18R/12660AA	410	15.OJC-18R/15026AA	414	15.OJC-99R/11959T	302
15.OJC-18R/12766AA	410	15.OJC-18R/15125AA	414	15.OJC-99R/12158T	336
15.OJC-18R/12767AA	410	15.OJC-18R/15186AA	414	15.OJC-99R/12390T	336
15.OJC-18R/12795AA	410	15.OJC-18R/15191AA	414	15.OJC-99R/12473T	336
15.OJC-18R/12800AA	410	15.OJC-18R/15213AA	414	15.OJC-99R/12893T	336
15.OJC-18R/12842AA	410	15.OJC-18R/15233AA	414	15.OJC-99R/13092T	336
15.OJC-18R/12883AA	410	15.OJC-18R/15244AA	414	15.OJC-99R/13201T	416
15.OJC-18R/12997AA	410	15.OJC-18R/15254AA	415	15.OJC-299R/3452S	247
15.OJC-18R/13091AA	411	15.OJC-18R/15260AA	415		
15.OJC-18R/13114AA	411	15.OJC-18R/15276AA	415		
15.OJC-18R/13332AA	411	15.OJC-18R/15355AA	415		
15.OJC-18R/13484AA	411	15.OJC-18R/15380AA	415		
15.OJC-18R/13535AA	411	15.OJC-18R/15396AA	415		
15.OJC-18R/13536AA	411	15.OJC-18R/15432AA	415		
15.OJC-18R/13704AA	411	15.OJC-18R/15434AA	415		
15.OJC-18R/13711AA	411	15.OJC-18R/15478AA	415		
15.OJC-18R/13732AA	411	15.OJC-18R/15487AA	415		
15.OJC-18R/13766AA	411	15.OJC-18R/15569AA	415		
15.OJC-18R/13982AA	411	15.OJC-18R/15571AA	415		
15.OJC-18R/14059AA	412	15.OJC-18R/15593AA	415		
15.OJC-18R/14075AA	412	15.OJC-18R/15629AA	415		
15.OJC-18R/14079AA	412	15.OJC-18R/15635AA	415		
15.OJC-18R/14093AA	412	15.OJC-18R/15648AA	415		
15.OJC-18R/14097AA	412	15.OJC-18R/15678AA	415		
15.OJC-18R/14209AA	412	15.OJC-18R/15745AA	416		
15.OJC-18R/14250AA	412	15.OJC-18R31/13AA	416		
15.OJC-18R/14262AA	412	15.OJC-18R31/2539AA	416		
15.OJC-18R/14294AA	412	15.OJC-18R31/6286AA	416		
15.OJC-18R/14302AA	412	15.OJC-18R31/14670AA	416		
15.OJC-18R/14310AA	412	15.OJC-18R131/7512AA	416		
15.OJC-18R/14325AA	412	15.OJC-18R131/11971AA	416		
15.OJC-18R/14360AA	412	15.OJC-18R131/12559AA	416		
15.OJC-18R/14362AA	412	15.OJC-99R/5742S	206		
15.OJC-18R/14366AA	412	15.OJC-99R/5742T	281		
15.OJC-18R/14436AA	413	15.OJC-99R/5890T	302		
15.OJC-18R/14470AA	413	15.OJC-99R/7786S	247		
15.OJC-18R/14498AA	413	15.OJC-99R/8504S	222		
15.OJC-18R/14506AA	413	15.OJC-99R/8858S	222		
15.OJC-18R/14509AA	413	15.OJC-99R/8858T	282		
15.OJC-18R/14534AA	413	15.OJC-99R/8860S	222		
15.OJC-18R/14597AA	413	15.OJC-99R/9609T	416		
15.OJC-18R/14606AA	413	15.OJC-99R/9112S	247		
15.OJC-18R/14668AA	413	15.OJC-99R/92112S	282		
15.OJC-18R/14669AA	413	15.OJC-99R/9609S	247		
15.OJC-18R/14702AA	413	15.OJC-99R/9609T	336		
15.OJC-18R/14755AA	413	15.OJC-99R/9975S	247		
15.OJC-18R/14757AA	413	15.OJC-99R/10659S	282		
15.OJC-18R/14758AA	413	15.OJC-99R/10659T	302		



MODEL DATA SECTION

1

CONTAINS THE FOLLOWING-

DATA FOR JC SERIES GENERATOR UNITS.

PARTS LISTED UNDER EACH MODEL IN THIS SECTION, HEADED GENER-

ATOR, CONTROL, ENGINE, ETC., ARE SPECIAL PARTS FOR THIS MODEL

ONLY AND SHOULD BE USED IN LIEU OF STANDARD PARTS. OTHER

PARTS ARE STANDARD AND SHOULD BE SELECTED FROM THE APPRO-

PRIATE ENGINE, CONTROL OR GENERATOR SECTIONS.

NOTE: When a unit is Vacu-flo cooled this specialty is called out under the heading of Engine in this section.

Pressure cooling is standard on JC Series and as such is not mentioned in the Model Data Section.

MODELS ARE NOT NECESSARILY LISTED IN ANY SPECIFIC ORDER ON MODEL DATA PAGES.

MODEL DATA SECTION

8JC-52R/1091H

Generator - 8JC53NIC
Control - Code 10(W.D.612C1250)
Code 196(W.D.6153257)
Code 213(W.D.625C426)
Engine - Spec H
403B661 Skid Base
416B501 Battery Bracket (2)
416B502 Battery Hold-down Frame
416B522 Battery Support Plate

8JC-53R/507J

Generator - 8JC53NIC
Control - Code 10(W.D.612C1250)
Code 213(W.D.625C426)
Engine - Spec J
403B661 Skid Base
416A501 Battery Bracket (2)
416B502 Battery Hold-down Frame
416B522 Battery Support Plate

8JC-57R/1C

Generator 8JC57NIB
Control - Code 12(W.D.612C1252)
Code 211(W.D.625C414)
Engine - Spec C

8JC-57R/1G

Generator - 8JC57NIC
Control - Code 12 (W.D.612C1252)
Code 213(W.D.625C426)
Engine - Spec G

8JC-57R/2468G

Generator - 8JC57NIC
Control - Code 12 (W.D.612C1252)
Code 213(W.D.625C426)
Engine - Spec G
134D1602 Air Outlet Duct

10JC-1R31/1K

Generator - 10JC3NIC
Control - Code 83 (W.D.612C2066)
Code 212(W.D.625A423)
Engine - Spec K
*143B243 Carburetor (Gas)
307P312 Supply Line Fuel
Solenoid Valve Electric
149-558 Supply Line Fuel
Strainer
134B1446 Flywheel and Hub
134B1486 Flywheel only
104B477 Crankshaft
103C252 Gear Cover Assy.
103D225 Gear Cover Backplate
103C231 Gear Cover Gasket
*191B453 Starter Motor -
Includes Gear
191A457 Idler Gear Assy.
191A342 Idler Gear Base and
Shaft
518-196 Idler Gear Retaining
Ring
526-175 Idler Gear Thrust
Washer
191B354 Crankshaft Gear and
Clutch
307B40 Start Solenoid
306A195 Start Solenoid Bracket
336A1391 Starter to Solenoid
Lead

10JC-3E/2720F

Generator - 10JC3NIC
Control - Code 20(W.D.612C1390)
Code 212(W.D.625A423)
Engine - Spec F

10JC-3E/3627J

Generator - 10JC3NIC
Control - Code 71(W.D.612C1876)
Code 212(W.D.625A423)
Engine - Spec J
*191C427 Starter Motor
191A320 Starter Motor Support
Bracket
*143B226 Carburetor (Gas-Gaso.)
150A815 Governor Bracket
110A1329 Cylinder Block assy.-
Includes Bearings
153B332 Manual Choke
153A326 Manual Choke Arm
153A327 Manual Choke Bracket
102B481 Oil Base
333B67 Oil Base Heater
333B88 Heater Box
333A87 Heater Box Cover
508A100 Heater Box Rubber
Grommet
309A168 Heater Thermostat
*162A242 Magneto and Gear Assy.
336A1391 Starter to Solenoid
Lead
134D1602 Air Outlet Duct
309P171 Hi-Temp. Cut Off Switch
167A1410 Spark Plug Cable -
22-1/2" (2)
167A1427 Spark Plug Cable -
17" (1)
167A1429 Spark Plug Cable -
28-1/2" (1)

10JC-3R/1A

Generator - 10JC3N1A
Control - Code 4 (W.D.612C1132)
Code 209 (W.D.625C292)
Engine - Spec A

10JC-3R/1C

Generator - 10JC3N1B
Control - Code 10(W.D.612C1250)
Code 210 (W.D.625C386)
Engine - Spec C

10JC-3R/1G

Generator - 10JC3NIC
Control - Code 10(W.D.612C1250)
Code 212(W.D.625A423)
Engine - Spec G

10JC-3R/1H

Generator - 10JC3NIC
Control - Code 10(W.D.612C1250)
Code 212(W.D.625A423)
Engine - Spec H

10JC-3R/1J

Generator - 10JC3NIC
Control - Code 10(W.D.612C1250)
Code 212(W.D.625A423)
Engine - Spec J

10JC-3R/12B

Generator - 10JC3N1A
Control - Code 4(W.D.612C1132)
Code 209(W.D.625C292)
Engine - Spec B
*143B229 Carburetor (Gas-Gaso.)

10JC-3R/12C

Generator - 10JC3N1B
Control - Code 10(W.D.612C1250)
Code 210(W.D.625C386)
Engine - Spec C
*143B229 Carburetor (Gas-Gaso.)

10JC-3R/13G

Generator - 10JC3NIC
Control - Code 10(W.D.612C1250)
Code 212(W.D.625A423)
Engine - Spec G
*143B243 Carburetor (Gas)

10JC-3R/13H

Generator - 10JC3NIC
Control - Code 10(W.D.612C1250)
Code 212(W.D.625A423)
Engine - Spec H
*143B243 Carburetor (Gas)

10JC-3R/13J

Generator - 10JC3NIC
Control - Code 10(W.D.612C1250)
Code 212(W.D.625A423)
Engine - Spec J
*143B243 Carburetor (Gas)

10JC-3R/30K

Generator - 10JC3NIC
Control - Code 83(W.D.612C2066)
Code 212(W.D.625A423)
Engine - Spec K
104B477 Crankshaft
134B1446 Flywheel and Hub
134B1486 Flywheel Only
*191B453 Starter Motor-Incl. Gear
336A1199 Starter to Solenoid Lead
307B40 Start Solenoid
306A195 Start Solenoid Bracket
191A457 Idler Gear Assy.
191A342 Idler Gear Base & Shaft
518-196 Idler Gear Retaining Ring
526-175 Idler Gear Thrust Washer
191B354 Crankshaft Gear & Clutch
103C252 Gear Cover Assy.
103C231 Gear Cover Gasket
103D225 Gear Cover Backplate
415K3 Underground Fuel Tank
(55 gal.) Incl. Fittings
415K7 Fuel Line Kit (25 ft. x
5/16") Incl. Elbows and
Connector

10JC-3R/31L

Generator - 10JC3NIC
Control - Code 83(W.D.612C2066)
Code 212(W.D.625A423)
Engine - Spec L
(Continued next page)

MODEL DATA SECTION

3

10JC-3R/31L (continued)

104B477 Crankshaft
134B1446 Flywheel and Hub
134B1486 Flywheel Only
112A106 Piston and Pin Assy. (4)
*191B453 Starter Motor - Incl.
Gear
336A1199 Starter to Solenoid
Cable
307B845 Start Solenoid
306A195 Start Solenoid Bracket
191A457 Idler Gear Assy.
191A342 Idler Gear Base and
Shaft
518-196 Idler Gear Retaining
Ring
526-175 Idler Gear Thrust
Washer
191B354 Crankshaft Gear and
Clutch
103C252 Gear Cover Assy.
103C231 Gear Cover Gasket
103D225 Gear Cover Backplate
307P312 Supply Line Fuel
Solenoid Valve Elec.
149-558 Supply Line Fuel
Strainer
*143B318 Carburetor (Gas)

10JC-3R/96A

Generator - 10JC3N1A
Control - Code 5(W.D.612C1133)
Code 209(W.D.625C292)
Engine - Spec A

10JC-3R/96H

Generator - 10JC3N1C
Control - Code 24(W.D.612C1476)
Code 212(W.D.625A423)
Engine - Spec G

10JC-3R/96J

Generator - 10JC3N1C
Control - Code 24(W.D.612C1476)
Code 212(W.D.625A423)
Engine - Spec J

10JC-3R/316C

Generator - 10JC3N1B
Control - Code 10(W.D.612C1250)
Code 210(W.D.625C386)
Engine - Spec C
*159B760 Reservoir Tank Assy.

10JC-3R/1041H

Generator - 10JC3N1C
Control - Code 10(W.D.612C1250)
Code 212(W.D.625A423)
Engine - Spec H
*159A799 Fuel Tank Assy.
*405A1335 Housing Assy.

10JC-3R/1041J

Generator - 10JC3N1C
Control - Code 10(W.D.612C1250)
Code 212(W.D.625A423)
Engine - Spec J
*159A799 Fuel Tank Assy.
*405A1335 Housing Assy.

10JC-3R/1075H

Generator - 10JC3N1C
Control - Code 10(W.D.612C1250)
Code 32(W.D.612B1543)
Code 212(W.D.625A423)

Engine - Spec H
*405A1335 Housing Assy.
*143B243 Carburetor (Gas)

10JC-3R/1075K

Generator - 10JC3N1C
Control - Code 10(W.D.612C1250)
Code 32(W.D.612B1543)
Code 212(W.D.625A423)

Engine - Spec K
*143B243 Carburetor (Gas)
*405A1421 Housing Assy.

10JC-3R131/1L

Generator - 10JC3N1C
Control - Code 83(W.D.612C2066)
Code 212(W.D.625A423)

Engine - Spec L
*143B318 Carburetor (Gas)
307P312 Supply Line Fuel Sole-
noid Valve-Electric
149-558 Supply Line Fuel
Strainer

104B 477 Crankshaft
134B1446 Flywheel and Hub
134B1486 Flywheel Only
112A106 Piston and Pin Assy. (4)
*191B453 Starter Motor - Incl.
Gear

336A1199 Starter to Solenoid
Cable
307B845 Start Solenoid
306A195 Start Solenoid Bracket
191A457 Idler Gear Assy.
191A342 Idler Gear Base and
Shaft

518-196 Idler Gear Retaining
Ring
526-125 Idler Gear Thrust
Washer
191B354 Crankshaft Gear and
Clutch

103C252 Gear Cover Assy.
103C231 Gear Cover Gasket
103D225 Gear Cover Backplate

103C252 Gear Cover Assy.
103C231 Gear Cover Gasket
103D225 Gear Cover Backplate

103C252 Gear Cover Assy.
103C231 Gear Cover Gasket
103D225 Gear Cover Backplate

103C252 Gear Cover Assy.
103C231 Gear Cover Gasket
103D225 Gear Cover Backplate

10JC-3R/1369G

Generator - 10JC3N1C
Control - Code 10(W.D.612C1250)
Code 185(W.D.615B232)
Code 212(W.D.625A423)

Engine - Spec G

10JC-3R/1873H

Generator - 10JC3N1C
Control - Code 10(W.D.612C1250)
Code 32(W.D.612B1543)
Code 212(W.D.625A423)

Engine - Spec H
*143B243 Carburetor (Gas)
*405A1335 Housing Assy.
102B481 Oil Base
333B67 Oil Base Heater

(Continued)

10JC-3R/1873H (Continued)

333B88 Heater Box
333A87 Heater Box Cover
508A100 Heater Box Rubber Grommet
309A168 Heater Thermostat

10JC-3R/1873J

Generator - 10JC3N1C
Control - Code 10(W.D.612C1250)
Code 32(W.D.612B1543)
Code 212(W.D.625A423)

Engine - Spec J
*143B243 Carburetor (Gas)
*405A1335 Housing Assy.
102B481 Oil Base
333B67 Oil Base Heater
333B88 Heater Box
333B87 Heater Box Cover
508A100 Heater Box Rubber Grommet
309A168 Heater Thermostat

10JC-3R/1982C

Generator - 10JC3N1B
Control - Code 10(W.D.612C1250)
Code 174(W.D.615B199)
Code 210(W.D.625C386)

Engine - Spec C
*143B243 Carburetor (Gas)

10JC-3R/1982J

Generator - 10JC3N1C
Control - Code 10(W.D.612C1250)
Code 174(W.D.615B199)
Code 212(W.D.625C423)

Engine - Spec H
*143B243 Carburetor (Gas)

10JC-3R/2286A

Generator - 12.5JC3N1B
Control - Code 11(W.D.612C1251)
Code 210(W.D.625C386)
Engine - Spec A

10JC-3R/2442G

Generator - 10JC3N1C
Control - Code 10(W.D.612C1250)
Code 212(W.D.625A423)
Engine - Spec G
*143B229 Carburetor (Gas-Gaso.)
134D1602 Air Outlet Duct

10JC-3R/2442H

Generator - 10JC3N1C
Control - Code 10(W.D.612C1250)
Code 212(W.D.625A423)
Engine - Spec H
*143B229 Carburetor (Gas-Gaso.)
134D1602 Air Outlet Duct

10JC-3R/2442J

Generator - 10JC3N1C
Control - Code 10(W.D.612C1250)
Code 212(W.D.625A423)
Engine - Spec J
*143B229 Carburetor (Gas-Gaso.)
134D1602 Air Outlet Duct

MODEL DATA SECTION

10JC-3R/2468H

Generator - 10JC3N1C
Control - Code 10(W.D.612C1250)
Code 212(W.D.625A423)
Engine - Spec H
134D1602 Air Outlet Duct

10JC-3R/2468J

Generator - 10JC3N1C
Control - Code 10(W.D.612C1250)
Code 212(W.D.625A423)
Engine - Spec J
134D1602 Air Outlet Duct

10JC-3R/2539J

Generator - 10JC3N1C
Control - Code 10(W.D.612C1250)
Code 212(W.D.625A423)
Engine - Spec J
*143B243 Carburetor (Gas)
134D1602 Air Outlet Duct

10JC-3R/2602E

Generator - 10JC3N1C
Control - Code 10(W.D.612C1250)
Code 212(W.D.625A423)
Engine - Spec E

10JC-3R/2669H

Generator - 10JC3N1C
Control - Code 10(W.D.612C1250)
Code 212(W.D.625A423)
Engine - Spec H
*159B760 Reservoir Tank Assy.
134D1602 Air Outlet Duct

10JC-3R/2701H

Generator - 10JC3N1C
Control - Code 24(W.D.612C1476)
Code 212(W.D.625A423)
Engine - Spec H
134D1602 Air Outlet Duct
309P162 Hi-Temp Cut off Switch
338A270 Hi-Temp Switch Wiring
Harness

10JC-3R/2705C

Generator - 10JC3N1C
Control - Code 10(W.D.612C1250)
Code 212(W.D.625A423)
Engine - Spec C
*159B760 Reservoir Tank Assy.

10JC-3R/2705D

Generator - 10JC3N1A
Control - Code 4(W.D.612C1132)
Code 209(W.D.625C292)
Engine - Spec D
*159B760 Reservoir Tank Assy.

10JC-3R/2706D

Generator - 10JC3N1A
Control - Code 4(W.D.612C1132)
Code 209(W.D.625C292)
Engine - Spec D
*143B229 Carburetor (Gas-Gaso.)

10JC-3R/2707C

Generator - 10JC3N1C
Control - Code 10(W.D.612C1250)
Code 212(W.D.625A423)
Engine - Spec C

10JC-3R/2707D

Generator - 10JC3N1A
Control - Code 4(W.D.612C1132)
Code 209(W.D.625C292)
Engine - Spec D

10JC-3R/2720F

Generator - 10JC3N1C
Control - Code 10(W.D.612C1250)
Code 212(W.D.625A423)
Engine - Spec F

10JC-3R/2720G

Generator - 10JC3N1C
Control - Code 10(W.D.612C1250)
Code 212(W.D.625A423)
Engine - Spec G

10JC-3R/2730E

Generator - 10JC3N1C
Control - Code 10(W.D.612C1250)
Code 212(W.D.625A423)
Engine - Spec E
*143B243 Carburetor (Gas)

10JC-3R/2784F

Generator - 10JC3N1C
Control - Code 10(W.D.612C1250)
Code 212(W.D.625A423)
Engine - Spec F
134D1602 Air Outlet Duct

10JC-3R/2819F

Generator - 10JC3N1C
Control - Code 10(W.D.612C1250)
Code 212(W.D.625A423)
Engine - Spec F
134D1270 Air Outlet Duct
309P162 Hi-Temp. Cut Off Switch
338A270 Hi-Temp. Switch Wiring
Harness

10JC-3R/2831F

Generator - 10JC3N1C
Control - Code 10(W.D.612C1250)
Code 212(W.D.625A423)
Engine - Spec F
*143B243 Carburetor (Gas)

10JC-3R/2838F

Generator - 10JC3N1C
Control - Code 10(W.D.612C1250)
Code 212(W.D.625A423)
Engine - Spec F
*143B229 Carburetor (Gas-Gaso.)

10JC-3R/2848F

Generator - 10JC3N1C
Control - Code 10(W.D.612C1250)
Code 212(W.D.625A423)
Engine - Spec F
(Continued)

10JC-3R/2848F (Continued)

*143B229 Carburetor (Gas-Gaso.)
134D1602 Air Outlet Duct

10JC-3R/2873F

Generator - 10JC3N1C
Control - Code 10(W.D.612C1250)
Code 212(W.D.625A423)
Engine - Spec F
*143B229 Carburetor (Gas-Gaso.)
*134D1234 Air Shutter Assy.

10JC-3R/2910F

Generator - 10JC3N1C
Control - Code 11(W.D.612C1251)
Code 208(W.D.625A23)
Code 212(W.D.625A423)

Engine - Spec F
102B481 Oil Base
333B67 Oil Base Heater
333B88 Heater Box
333A87 Heater Box Cover
508A100 Heater Box Grommet
309A168 Heater Thermostat

10JC-3R/2941F

Generator - 10JC3N1C
Control - Code 10(W.D.612C1250)
Code 208(W.D.625A23)
Code 212(W.D.625A423)

Engine - Spec F
*143B243 Carburetor (Gas)
102A481 Oil Base
333B67 Oil Base Heater
333B88 Heater Box
333A87 Heater Box Cover
508A100 Heater Box Grommet
309A168 Heater Thermostat
*123K748 Oil Level Maintainer Kit
134D1602 Air Outlet Duct
309P162 Hi-Temp. Cut Off Switch
338A270 Hi-Temp. Switch Wiring
Harness

10JC-3R/2965F

Generator - 10JC3N1C
Control - Code 10(W.D.612C1250)
Code 212(W.D.625A423)
Engine - Spec F

10JC-3R/3000F

Generator - 10JC3N1C
Control - Code 10(W.D.612C1250)
Code 212(W.D.625A423)
Engine - Spec F
*159B760 Reservoir Tank Assy.
*134D1234 Air Shutter Assy.

10JC-3R/3045G

Generator - 10JC3N1C
Control - Code 24(W.D.612C1476)
Code 212(W.D.625A423)
Engine - Spec G
*143B229 Carburetor (Gas-Gaso.)

MODEL DATA SECTION

5

10JC-3R/3074G

Generator - 10JC3N1C
Control - Code 24(W.D.612C1476)
Code 212(W.D.625A423)
Engine - Spec G
102A481 Oil Base
333B67 Oil Base Heater
333B88 Heater Box
333A87 Heater Box Cover
508A100 Heater Box Grommet
309A168 Heater Thermostat
134D1602 Air Outlet Duct
309P162 Hi-Temp. Cut Off Switch
338A270 Hi-Temp. Switch Wiring
Harness

10JC-3R/3085G

Generator - 10JC3N1C
Control - Code 10(W.D.612C1250)
Code 174(W.D.615B199)
Code 212(W.D.625A423)
Engine - Spec G

10JC-3R/3089J

Generator - 10JC3N1C
Control - Code 24 (W.D.612C1476)
Code 212(W.D.625A423)
Engine - Spec J
*134D1234 Air Shutter Assy.

10JC-3R/3115J

Generator - 10JC3N1C
Control - Code 10(W.D.612C1250)
Code 174(W.D.615B199)
Code 212(W.D.625A423)
Engine - Spec J
*143B229 Carburetor (Gas-Gaso.)
134D1602 Air Outlet Duct

10JC-3R/3118G

Generator - 10JC3N1C
Control - Code 10 (W.D.612C1250)
Code 212(W.D.625A423)
Engine - Spec G
*134D1234 Air Shutter Assy.
*140K677 Oil Bath Air Cleaner
Kit
140B648 Air Cleaner Bracket

10JC-3R/3123G

Generator - 10JC3C1C
Control - Code 24(W.D.612C1476)
Code 208 (W.D.625A23)
Code 212(W.D.625A423)
Engine - Spec G
*143B229 Carburetor (Gas-Gaso.)
102A481 Oil Base
333B67 Oil Base Heater
333B88 Heater Box
333A87 Heater Box Cover
508A100 Heater Box Grommet
309A168 Heater Thermostat
134D1602 Air Outlet Duct

10JC-3R/3178G

Generator - 10JC3N1C
Control - Code 24(W.D.612C1476)
Code 212(W.D.625A423)
Engine - Spec G
*143B229 Carburetor (Gas - Gaso.)
134D1602 Air Outlet Duct
140K677 Oil Bath Air Cleaner
Kit

10JC-3R/3219H

Generator - 10JC3N1C
Control - Code 10(W.D.612C1250)
Code 212(W.D.625A423)
Engine - Spec H
102B481 Oil Base
333B67 Oil Base Heater
333B88 Heater Box
333A87 Heater Box Cover
508A100 Heater Box Grommet
309A168 Heater Thermostat
*134D1234 Air Shutter Assy.
*159B760 Reservoir Tank Assy.

10JC-3R/3250H

Generator - 10JC3N1C
Control - Code 10(W.D.612C1250)
Code 208 (W.D.625A23)
Code 212(W.D.625A423)
Engine - Spec H
*143B243 Carburetor (Gas)
102B481 Oil Base
333B67 Oil Base Heater
333B88 Heater Box
333A87 Heater Box Cover
508A100 Heater Box Grommet
309A168 Heater Thermostat
*134D1234 Air Shutter Assy.

10JC-3R/3294G

Generator - 10JC3N1C
Control - Code 24 (W.D.612C1476)
Code 212(W.D.625A423)
Engine - Spec G
309P162 Hi-Temp. Cut Off Switch
338A270 Hi-Temp. Switch Wiring
Harness
134D1341 Air Outlet Duct
134A1344 Air Duct Bracket
134B1342 Air Outlet Duct Cover

10JC-3R/3333H

Generator - 10JC3N1C
Control - Code 24(W.D.612C1476)
Code 32(W.D.612B1543)
Code 212(W.D.625A423)
Engine - Spec H
*143B243 Carburetor (Gas)
405A1335 Housing Assy.
*140K677 Oil Bath Air Cleaner
Kit
140B648 Air Cleaner Bracker

10JC-3R/3342J

Generator - 10JC3N1C
Control - Code 44(W.D.612C1697)
Code 173 (W.D.615B198)
Code 212(W.D.625A423)
Engine - Spec J
*143B243 Carburetor (Gas)
134D1602 Air Outlet Duct
309P162 Hi-Temp. Cut Off Switch
338A270 Hi-Temp. Switch Wiring
Harness
148A367 Vacuum Switch
148A454 Vacuum Switch Bracket
501A15 Vacuum Switch Flex Line

10JC-3R/3406H

Generator - 10JC3N1C
Control - Code 10(W.D.612C1250)
Code 212(W.D.625A423)
Engine - Spec H
*143B229 Carburetor (Gas-Gaso)
102B481 Oil Base
333B67 Oil Base Heater
333B88 Heater Box
333A87 Heater Box Cover
508A100 Heater Box Grommet
309A168 Heater Thermostat
*134D1234 Air Shutter Assy.
403B661 Skid Base
416A501 Battery Bracket (2)
416B502 Battery Hold-Down Frame
416B522 Battery Support Plate

10JC-3R/3438J

Generator - 10JC3N1C
Control - Code 24 (W.D.612C1476)
Code 173(W.D.615B198)
Code 212(W.D.625A423)
Engine - Spec J
*143B243 Carburetor (Gas)
134D1602 Air Outlet Duct
309P162 Hi-Temp. Cut Off Switch
338A270 Hi-Temp. Switch Wiring
Harness

10JC-3R/3459J

Generator - 10JC3N1C
Control - Code 24 (W.D. 612C1476)
Code 208(W.D.625A23)
Code 212(W.D.625A423)
Engine - Spec J
*143B243 Carburetor (Gas)
*134D1234 Air Shutter Assy.
102B481 Oil Base
333B67 Oil Base Heater
333B88 Heater Box
333A87 Heater Box Cover
508A100 Heater Box Grommet
309A168 Heater Thermostat

10JC-3R/3508J

Generator - 10JC3N1C
Control - Code 24 (W.D.612C1476)
Code 173 (W.D.615B198)
Code 212(W.D.625A423)
Engine - Spec J
*143B243 Carburetor (Gas)

10JC-3R/3522H

Generator - 10JC3N1C
Control - Code 10(W.D.612C1250)
Code 32(W.D.612B1543)
Code 33(W.D.612B1548)
Code 212(W.D.625A423)
Engine - Spec H
*159A799 Fuel Tank Assy.
*405A1334 Housing Assy.

10JC-3R/3557J

Generator - 10JC3N1C
Control - Code 10(W.D.612C1250)
Code 32(W.D.612B1543)
Code 59(W.D.612B1786)
Code 212(W.D.625A423)

(Continued next page)

* Refer to Accessory Section for Component Parts.

MODEL DATA SECTION

10JC-3R/3557J (Continued)

Engine - Spec J

*159B830 Reservoir Tank Assy.

*405A1335 Housing Assy.

10JC-3R/3574J

Generator - 10JC/70

Control - Code 61(W.D.612C1824)

Code 212(W.D.625A423)

Engine - Spec J

*143B243 Carburetor (Gas)

134D1602 Air Outlet Duct

309P162 Hi-Temp. Cut Off Switch

338A270 Hi-Temp. Switch Wiring

Harness

*123K748 Oil Level Maintainer

Kit

10JC-3R/3618J

Generator - 10JC/70

Control - Code 32(W.D.612B1543)

Code 59(W.D.612B1786)

Code 61(W.D.612C1824)

Code 212(W.D.625A423)

Engine - Spec J

309P162 Hi-Temp. Cut Off Switch

338A270 Hi-Temp. Switch Wiring

Harness

*405A1335 Housing Assy.

10JC-3R/3695J

Generator - 10JC3N1C

Control - Code 24 (W.D.612C1476)

Code 32(W.D.612B1543)

Code 212(W.D.625A423)

Engine - Spec J

*143B243 Carburetor (Gas)

102B481 Oil Base

333B67 Oil Base Heater

333B88 Heater Box

333A87 Heater Box Cover

508A100 Heater Box Grommet

309A168 Heater Thermostat

*134D1234 Air Shutter Assy.

*405A1353 Housing Assy.

10JC-3R/3721J

Generator 10JC/70

Control - Code 32(W.D.612B1543)

Code 59(W.D.612B1786)

Code 61(W.D.612C1824)

Code 208(W.D.625A23)

Code 212(W.D.625A423)

Engine - Spec J

102B481 Oil Base

333B67 Oil Base Heater

333B88 Heater Box

333A87 Heater Box Cover

508A100 Heater Box Grommet

309A168 Heater Thermostat

309P162 Hi-Temp. Cut Off Switch

338A270 Hi-Temp. Switch Wiring

Harness

405A1335 Housing Assy.

*159A799 Fuel Tank Assy.

10JC-3R/3729J

Generator - 10JC/70

Control - Code 61(W.D.612C1824)

Code 212(W.D.625A423)

Engine - Spec J

10JC-3R/3729J (Continued)

102B481 Oil Base

333B67 Oil Base Heater

333B88 Heater Box

333A87 Heater Box Cover

508A100 Heater Box Grommet

309A168 Heater Thermostat

309P162 Hi-Temp. Cut Off Switch

338A270 Hi-Temp. Switch Wiring

Harness

134D1602 Air Outlet Duct

*159B760 Reservoir Tank Assy.

10JC-3R/3764J

Generator - 10JC3N1C

Control - Code 10 (W.D.612C1250)

Code 212(W.D.625A423)

Engine - Spec J

*143B229 Carburetor (Gas-Gaso.)

*134D1234 Air Shutter Assy.

10JC-3R131/248K

Generator - 10JC3N1C

Control - Code 83 (W.D.612C2066)

Code 208 (W.D.625A23)

Code 212(W.D.625A423)

Engine - Spec K

102B549 Oil Base

333B67 Oil Base Heater

333B88 Heater Box

333A87 Heater Box Cover

508A100 Heater Thermostat

307P312 Supply Line Fuel

Solenoid Valve-Elec.

149-558 Supply Line Fuel Strainer

134B1446 Flywheel and Hub

134B1486 Flywheel only

104B477 Crankshaft

103C252 Gear Cover Assy.

103D225 Gear Cover Backplate

103C231 Gear Cover Gasket

*191B453 Starter Motor-Incl.

Gear

191A457 Idler Gear Assy.

191A342 Idler Gear Base and

Shaft

518-196 Idler Gear Retaining Ring

526-175 Idler Gear Thrust

Washer

191B354 Crankshaft Gear &

Clutch

307B40 Start Solenoid

306A195 Start Solenoid Bracket

336A1391 Starter to Solenoid

Lead

143B243 Carburetor (Gas)

10JC-3R31/2468L

Generator - 10JC3N1C

Control - Code 83(W.D.612C2066)

Code 212(W.D.625A423)

Engine - Spec L

*143B318 Carburetor (Gas)

307P312 Supply Line Fuel

Solenoid Valve-Elec.

149-558 Supply Line Fuel

Strainer

104B477 Crankshaft

134B1446 Flywheel and Hub

(Continued)

10JC-3R31/2468L (Continued)

134B1486 Flywheel Only

112A106 Piston and Pin Assy. (4)

103C252 Gear Cover Assy.

103D225 Gear Cover Backplate

103C231 Gear Cover Gasket

*191B453 Starter Motor-Incl. Gear

191A457 Idler Gear Assy.

191A342 Idler Gear Base & Shaft

518-196 Idler Gear Retaining Ring

526-175 Idler Gear Thrust Washer

191B354 Crankshaft Gear & Clutch

307B845 Start Solenoid

306A195 Start Solenoid Bracket

336A1199 Starter to Solenoid Cable

134D1602 Air Outlet Duct

10JC-3R31/2488K

Generator - 10JC3N1C

Control - Code 83 (W.D.612C2066)

Code 174 (W.D.615B199)

Code 212 (W.D.625A423)

Engine - Spec K

*143B243 Carburetor (Gas)

307P312 Supply Line Fuel Solenoid

Valve - Electric

149-558 Supply Line Fuel Strainer

104B477 Crankshaft

134B1446 Flywheel and Hub

134B1486 Flywheel Only

103C252 Gear Cover Assy.

103D225 Gear Cover Backplate

103C231 Gear Cover Gasket

*191B453 Starter Motor-Incl. Gear

191A457 Idler Gear Assy.

191A342 Idler Gear Base & Shaft

518-196 Idler Gear Retaining Ring

526-175 Idler Gear Thrust Washer

191B354 Crankshaft Gear & Clutch

307B40 Start Solenoid

306A195 Start Solenoid Bracket

336A1391 Starter to Solenoid Lead

134D1602 Air Outlet Duct

10JC-3RV/1J

Generator - 10JC3N1C

Control - Code 10(W.D.612C1250)

Code 212 (W.D.625A423)

Engine - Spec J

Vacu-Flo Cooled

10JC-3RV/96J

Generator - 10JC3N1C

Control - Code 24 (W. D. 612C1476)

Code 212(W.D.612A423)

Engine - Spec J

Vacu-Flo Cooled

10JC-4R/ID

Generator - 10JC4N1B

Control - Code 12(W.D.612C1252)

Code 210(W.D.625C386)

Engine - Spec D

10JC-4R/1J

Generator - 10JC4N1C

Control - Code 12(W.D. 612C1252)

Code 212(W.D.625A423)

Engine - Spec J

MODEL DATA SECTION

7

10JC-4R/12G

Generator - 10JC4N1C
Control - Code 12(W.D.612C1252)
Code 212(W.D.625A423)
Engine - Spec G
*143B229 Carburetor (Gas-Gaso)

10JC-4R/12J

Generator - 10JC4N1C
Control - Code 12(W.D.612C1252)
Code 212(W.D.625A423)
Engine - Spec J
*143B229 Carburetor (Gas-Gaso)

10JC-4R/13D

Generator - 10JC4N1C
Control - Code 12(W.D.612C1252)
Code 212(W.D.625A423)
Engine - Spec D
*143B243 Carburetor (Gas)

10JC-4R/13G

Generator - 10JC4N1C
Control - Code 12(W.D.612C1252)
Code 212(W.D.625A423)
Engine - Spec G
*143B243 Carburetor (Gas)

10JC-4R/13H

Generator - 10JC4N1C
Control - Code 12(W.D.612C1252)
Code 212(W.D.625A423)
Engine - Spec H.
*143B243 Carburetor(Gas)

10JC-4R/13J

Generator - 10JC4N1C
Control - Code 12(W.D.612C1252)
Code 212(W.D.625A423)
Engine - Spec J
*143B243 Carburetor (Gas)

10JC-4R/96G

Generator - 10JC4N1C
Control - Code 25 (W.D.612C1477)
Code 212(W.D.625A423)
Engine - Spec G

10JC-4R31/1L

Generator - 10JC4N1C
Control - Code 84 (W.D.612C2067)
Code 212(W.D.625A423)
Engine - Spec L
*143B318 Carburetor (Gas)
307P312 Supply Line Fuel Solenoid Valve-Electric
149-558 Supply Line Fuel Strainer
104B477 Crankshaft
134B1446 Flywheel & Hub
134B1486 Flywheel Only
112A106 Piston & Pin Assy (4)
103C252 Gear Cover Assy.
103D225 Gear Cover Backplate
103C231 Gear Cover Gasket
*191B453 Starter Motor-Incl. Gear
191A457 Idler Gear Assy.
191A342 Idler Gear Base and Shaft
518-196 Idler Gear Retaining Ring

(Continued)

10JC-4R31/1L (Continued)

526-175 Idler Gear Thrust Washer
191B354 Crankshaft Gear and Clutch
307B845 Start Solenoid
306A195 Start Solenoid Bracket
336A1199 Starter to Solenoid Cable

10JC-4R/989G

Generator - 10JC4N1C
Control - Code 25(W.D.612C1477)
Code 175(W.D.615B202)
Code 212(W.D.625A423)
Engine - Spec G

10JC-4R/1140J

Generator - 10JC4N1C
Control - Code 12(W.D.612C1252)
Code 28(W.D.612B1486)
Code 32(W.D.612B1543)
Code 212(W.D.625A423)
Engine - Spec J
* 405A1334 Housing Assy.

10JC-4R/1869J

Generator - 10JC4N1C
Control - Code 60(W.D.612C1806)
Code 212(W.D.625A423)
Engine - Spec J
*143B243 Carburetor (Gas)
148A367 Vacuum Switch
148A454 Vacuum Switch Bracket
501A15 Vacuum Switch Flex Line

10JC-4R/2468E

Generator - 10JC4N1C
Control - Code 12(W.D.612C1252)
Code 212(W.D.625A423)
Engine - Spec E
134D1602 Air Outlet Duct

10JC-4R/2468H

Generator - 10JC4N1C
Control - Code 12(W.D.612C1252)
Code 212(W.D.625A423)
Engine - Spec H
134D1602 Air Outlet Duct

10JC-4R/2539J

Generator - 10JC4N1C
Control - Code 12(W.D.612C1252)
Code 212(W.D.625A423)
Engine - Spec J
*143B243 Carburetor (Gas)
134D1602 Air Outlet Duct

10JC-4R/2680D

Generator - 10JC4N1B
Control - Code 12(W.D. 612C1252)
Code 210(W.D.625C386)
Engine - Spec D
*143B229 Carburetor (Gas-Gaso;)
309P162 Hi-Temp. Cut off Switch
338A270 Hi-Temp. Switch Wiring Harness

134D1602 Air Outlet Duct

10JC-4R/2680G

Generator - 10JC4N1C
Control - Code 25 (W.D.612C1477)
Code 184 (W.D.615B230)
Code 212(W.D.625A423)
Engine - Spec G
143B229 Carburetor (Gas-Gaso.)
309P162 Hi-Temp. Cut Off Switch
338A270 Hi-Temp. Switch Wiring Harness
134D1602 Air Outlet Duct

10JC-4R/2707C

Generator - 10JC4N1C
Control - Code 12(W.D.612C1252)
Code 212(W.D.625A423)
Engine - Spec C

10JC-4R/2720D

Generator - 10JC4N1C
Control - Code 12(W.D.612C1252)
Code 212(W.D.625A423)
Engine - Spec D

10JC-4R/2720F

Generator - 10JC4N1C
Control - Code 12 (W.D.612C1252)
Code 212 (W.D.625A423)
Engine - Spec F

10JC-4R/2720G

Generator - 10JC4N1C
Control - Code 12(W.D. 612C1252)
Code 212(W.D.625A423)
Engine - Spec G

10JC-4R/2730E

Generator - 10JC4N1C
Control - Code 12(W.D.612C1252)
Code 212(W.D.625A423)
Engine - Spec E
*143B243 Carburetor (Gas)

10JC-4R/2764E

Generator - 10JC4N1C
Control - Code 12(W.D. 612C1252)
Code 175 (W.D.615B202)
Code 212(W.D.625A423)
Engine - Spec E
*159B760 Reservoir Tank Assy.

10JC-4R/2767E

Generator - 10JC4N1C
Control - Code 12(W.D.612C1252)
Code 212(W.D.625A423)
Engine - Spec E
*143B229 Carburetor (Gas-Gaso)
134D1602 Air Outlet Duct

10JC-4R/2784E

Generator - 10JC4N1C
Control - Code 12(W.D.612C1252)
Code 212(W.D. 625A423)
Engine - Spec E
134D1602 Air Outlet Duct

10JC-4R/2818F

Generator - 10JC4N1C
Control - Code 13(W.D.612C1253)
(Continued next page)

* Refer to Accessory Section for Component Parts.

MODEL DATA SECTION

10JC-4R/2818F (Continued)

Code 212(W.D.625A423)
 Engine - Spec F
 *140K677 Oil Bath Air Cleaner
 Kit
 140B648 Air Cleaner Bracket

10JC-4R/2831F

Generator - 10JC4N1C
 Control - Code 12(W.D.612C1252)
 Code 212(W.D.625A423)
 Engine - Spec F
 *143B243 Carburetor (Gas)

10JC-4R/2831G

Generator - 10JC4N1C
 Control - Code 12(W.D.612C1252)
 Code 212(W.D.625A423)
 Engine - Spec G
 *143B243 Carburetor(Gas)

10JC-4R/2848E

Generator - 10JC4N1C
 Control - Code 12(W.D.612C1252)
 Code 212(W.D.625A423)
 Engine - Spec E
 *143B229 Carburetor (Gas-Gaso.)
 134D1602 Air Outlet Duct

10JC-4R/2848F

Generator - 10JC4N1C
 Control - Code 12(W.D.612C1252)
 Code 212(W.D.625A423)
 Engine - Spec F
 *143B229 Carburetor (Gas-Gaso.)
 134D1602 Air Outlet Duct

10JC-4R/2852E

Generator - 10JC4N1C
 Control - Code 12(W.D.612C1252)
 Code 212(W.D.625A423)
 Engine - Spec E
 134D1602 Air Outlet Duct
 309P162 Hi-Temp. Cut Off Switch
 338A270 Hi-Temp. Switch Wiring
 Harness
 154C695 Exhaust Manifold(2)
 154A133 Exhaust Outlet Gasket
 (2)
 155A170 Exhaust Manifold Flange
 (2)
 134D1178 Grille

10JC-4R/2852F

Generator - 10JC4N1C
 Control - Code 12(W.D.612C1252)
 Code 212(W.D.625A423)
 Engine - Spec F
 134D1602 Air Outlet Duct
 309P162 Hi-Temp. Cut Off Switch
 338A270 Hi-Temp. Switch Wiring
 Harness
 154C695 Exhaust Manifold (2)
 154A133 Exhaust Outlet Gasket
 (2)
 155A170 Exhaust Manifold Flange
 (2)
 134D1178 Grille

10JC-4R/2856J

Generator - 10JC4N1C
 Control - Code 25 (W.D.612C1477)
 Code 212(W.D.625A423)
 Engine - Spec J
 *134D1234 Air Shutter Assy.
 *159B760 Reservoir Tank Assy.

10JC-4R/2873F

Generator - 10JC4N1C
 Control - Code 12(W.D.612C1252)
 Code 212(625A423)
 Engine - Spec F
 *143B243 Carburetor (Gas-Gaso.)
 *134D1234 Air Shutter Assy.

10JC-4R/2982H

Generator - 10JC4N1C
 Control - Code 12(W.D. 612C1252)
 Code 175(W.D.615B202)
 Code 212(W.D.625A423)

Engine - Spec H
 *143B243 Carburetor (Gas)
 134D1602 Air Outlet Duct

10JC-4R/3007F

Generator - 10JC4N1C
 Control - Code 12(W.D.612C1252)
 Code 180(W.D.615B218)
 Code 212(W.D.625A423)

Engine - Spec F
 *143B243 Carburetor (Gas)
 *134D1234 Air Shutter Assy.

10JC-4R/3007G

Generator - 10JC4N1C
 Control - Code 25(W.D.612C1477)
 Code 180(W.D.615B218)
 Code 212(W.D.625A423)

Engine - Spec G
 *143B243 Carburetor (Gas)
 *134D1234 Air Shutter Assy.

10JC-4R/3007H

Generator 10JC4N1C
 Control - Code 25(W.D.612C1477)
 Code 180(W.D.615B218)
 Code 212(W.D.625A423)

Engine H
 *143B243 Carburetor (Gas)
 *134D1234 Air Shutter Assy.

10JC-4R/3084G

Generator - 10JC4N1C
 Control - Code 25 (W.D.612C1477)
 Code 212(W.D.625A423)
 Engine - Spec G
 *143B243 Carburetor (Gas)

10JC-4R/3115G

Generator - 10JC4N1C
 Control - Code 12(W.D.612C1252)
 Code 175(W.D.615B202)
 Code 212(W.D.625A423)

Engine - Spec G
 *143B229 Carburetor (Gas-Gaso.)
 134D1602 Air Outlet Duct

10JC-4R/3160G

Generator - 10JC/38
 Control - Code 37 (W.D.612C1616)
 Code 212(W.D.625A423)

Engine - Spec G
 *143B229 Carburetor (Gas-Gaso.)
 167A81 Spark Plug (4)
 167A1414 Spark Plug Cable Short (3)
 167A1415 Spark Plug Cable Long (1)
 167A1358 Coil to Distributor Cable
 336A1284 Coil to Distributor Lead
 312P83 Coil Feed thru Condenser
 (Mounted on shield)
 312A58 Ignition Condenser
 167-167 Coil Shield
 167-168 Coil Shield Cover
 167-169 Coil Shield Clamp
 167-197 Distributor Shield Assy.
 167-185 Distributor Shield Terminal
 134D1280 Housing Cover (Top)

10JC-4R/3210J

Generator - 10JC4N1C
 Control - Code 25 (W.D.612C1477)
 Code 175 (W.D.615B202)
 Code 212(W.D.625A423)

Engine - Spec J
 134D1602 Air Outlet Duct
 *159B760 Reservoir Tank Assy.

10JC-4R/3252J

Generator - 10JC4N1C
 Control - Code 25 (W.D.612C1477)
 Code 175(W.D.615B202)
 Code 212(W.D.625A423)

Engine - Spec J
 *143B243 Carburetor (Gas)
 134D1602 Air Outlet Duct
 309P162 Hi-Temp. Cut Off Switch
 338A270 Hi-Temp. Switch Wiring
 Harness

10JC-4R/3264J

Generator - 10JC4N1C
 Control - Code 12(W.D.612C1252)
 Code 32(W.D.612B1543)
 Code 212(W.D.625A423)

Engine - Spec J
 *405A1335 Housing Assy.
 *159A799 Fuel Tank Assy.

10JC-4R/3404J

Generator - 10JC4N1C
 Control - Code 12 (W.D.612C1252)
 Code 181(W.D. 615B221)
 Code 212(W.D. 625A423)

Engine - Spec J
 *143B229 Carburetor (Gas-Gaso.)
 134D1602 Air Outlet Duct

10JC-4R/3405H

Generator - 10JC4N1C
 Control - Code 12(W.D.612C1252)
 Code 181(W.D.615B221)
 Code 212(W.D.625A423)

Engine - Spec H
 134D1602 Air Outlet Duct

MODEL DATA SECTION

9

10JC-4R/3429J

Generator - 10JC4N1C
Control - Code 29(W.D.612B1487)
Code 32(W.D.612B1543)
Code 55(W.D.612C1752)
Code 212(W.D.625A423)
Engine - Spec J
*134D1234 Air Shutter Assy.
*405A1354 Housing Assy.
*159A799 Fuel Tank Assy.

10JC-4R/3471H

Generator - 10JC4N1C
Control - Code 12(W.D.612C1252)
Code 175(W.D.615B202)
Code 212(W.D.625A423)
Engine - Spec H
*143B229 Carburetor (Gas-Gaso.)
134D1602 Air Outlet Duct
309P162 Hi-Temp. Cut Off Switch
338A270 Hi-Temp. Switch Wiring
Harness

10JC-4R/3471J

Generator 10JC4N1C
Control - Code 25(W.D.612C1477)
Code 175(W.D.615B202)
Code 212(W.D.625A423)
Engine - Spec J
*143B229 Carburetor (Gas-Gaso.)
134D1602 Air Outlet Duct
309P162 Hi-Temp. Cut Off Switch
338A270 Hi-Temp. Switch Wiring
Harness

10JC-4R/3486J

Generator - 10JC4N1C
Control - Code 12(W.D.612C1252)
Code 181(W.D.615B221)
Code 212(W.D.625A423)
Engine - Spec J
*143B243 Carburetor (Gas)
134D1602 Air Outlet Duct

10JC-4R/3487H

Generator - 10JC4N1C
Control - Code 12(W.D.612C1252)
Code 181(W.D.615B221)
Code 212(W.D.625A423)
Engine - Spec H
*143B243 Carburetor (Gas)
134D1602 Air Outlet Duct
309P162 Hi-Temp. Cut Off Switch
338A270 Hi-Temp. Switch Wiring
Harness
403B661 Skid Base
416A501 Battery Bracket (2)
416B502 Battery Hold-Down Frame
416B522 Battery Support Plate

10JC-4R/3487J

Generator - 10JC4N1C
Control - Code 12(W.D.612C1252)
Code 181(W.D.615B221)
Code 212(W.D.625A423)
Engine - Spec J
*143B243 Carburetor (Gas)
(Continued)

10JC-4R/3487J (Continued)

134D1602 Air Outlet Duct
309P162 Hi-Temp. Cut Off Switch
338A270 Hi-Temp. Switch Wiring
Harness
403B661 Skid Base
416A501 Battery Bracket (2)
416B502 Battery Hold-Down Frame
416B522 Battery Support Plate

10JC-4R/3546J

Generator - 10JC4N1C
Control - Code 12 (W.D.612C1252)
Code 208 (W.D.625A23)
Code 212 (W.D.625A423)
Engine - Spec J
102B481 Oil Base
333B67 Oil Base Heater
333B88 Heater Box
333A87 Heater Box Cover
508A100 Heater Box Grommet
309A168 Heater Thermostat
134D1602 Air Outlet Duct
*159B760 Reservoir Tank Assy.

10JC-4R/3552J

Generator - 10JC4N1C
Control - Code 25 (W.D. 612C1477)
Code 184 (W.D. 615B230)
Code 212 (W.D.625A423)
Engine - Spec J
*143B229 Carburetor (Gas-Gaso.)
*134D1234 Air Shutter Assy.

10JC-4R/3659J

Generator - 10JC/74
Control - Code 72 (W.D.612C1891)
Code 212 (W.D.625A423)
Engine - Spec J
*143B229 Carburetor (Gas-Gaso.)
102B481 Oil Base
333B67 Oil Base Heater
333B88 Heater Box
333A87 Heater Box Cover
508A100 Heater Box Grommet
309A168 Heater Thermostat
309P171 Hi-Temp. Cut Off Switch
338A270 Hi-Temp. Switch Wiring
Harness
*134D1513 Air Shutter Assy.

10JC-4R131/2468K

Generator - 10JC4N1C
Control - Code 84 (W.D.612C2067)
Code 212 (W.D.625A423)
Engine - Spec K
*143B243 Carburetor (Gas)
307P312 Supply Line Fuel Solenoid Valve-Electric
149-558 Supply Line Fuel
Strainer
104B477 Crankshaft
134B1446 Flywheel & Hub
134B1486 Flywheel Only
103C252 Gear Cover Assy.
103D225 Gear Cover Backplate
103C231 Gear Cover Gasket
*191B453 Starter Motor-Incl.
Gear

(Continued)

10JC-4R131/2468K (Continued)

191A457 Idler Gear Assy.
191A342 Idler Gear Base & Shaft
518-196 Idler Gear Retaining Ring
526-175 Idler Gear Thrust Washer
191B354 Crankshaft Gear & Clutch
307B40 Start Solenoid
306A195 Start Solenoid Bracket
336A1391 Starter to Solenoid Lead
134D1602 Air Outlet Duct

10JC-4XR/1C

Generator - 10JC4XN1B
Control - Code 12 (W.D.612C1252)
Code 210 (W.D.625C386)
Engine - Spec C

10JC-4XR/1G

Generator - 10JC4XN1C
Control - Code 12 (W.D.612C1252)
Code 212 (W.D. 625A423)
Engine - Spec G

10JC-4XR/12G

Generator - 10JC4XN1C
Control - Code 12 (W.D.612C1252)
Code 212 (W.D.625A423)
Engine - Spec G
*143B229 Carburetor (Gas-Gaso.)

10JC-4XR/12J

Generator - 10JC4XN1C
Control - Code 12 (W.D. 612C1252)
Code 212 (W.D. 625A423)
Engine - Spec J
*143B229 Carburetor (Gas-Gaso.)

10JC-4XR/13D

Generator - 10JC4XN1C
Control - Code 12 (W.D. 612C1252)
Code 212 (W.D. 625A423)
Engine - Spec D
*143B243 Carburetor (Gas)

10JC-4XR/13G

Generator - 10JC4XN1C
Control - Code 12 (W. D. 612C1252)
Code 212 (W. D. 625A423)
Engine - Spec G
*143B243 Carburetor (Gas)

10JC-4XR/13H

Generator - 10JC4XN1C
Control - Code 12 (W. D. 612C1252)
Code 212(W. D. 625A423)
Engine - Spec H
*143B243 Carburetor (Gas)

10JC-4XR/13J

Generator - 10JC4XN1C
Control - Code 12 (W.D.612C1252)
Code 212 (W.D.625A423)
Engine - Spec J.
*143B243 Carburetor (Gas)

* Refer to Accessory Section for Component Parts.

MODEL DATA SECTION

10JC-4XR31/1L

Generator - 10JC4XN1C
Control - Code 84 (W.D.612C2067)
Code 212 (W.D.625A423)
Engine - Spec L
*143B318 Carburetor (Gas)
307P312 Supply Line Fuel Solenoid Valve-Electric
149-558 Supply Line Fuel Strainer
104B477 Crankshaft
134B1446 Flywheel and Hub
134B1486 Flywheel Only
112A106 Piston & Pin Assy (4)
103C252 Gear Cover Assy.
103D225 Gear Cover Backplate
103C231 Gear Cover Gasket
*191B453 Starter Motor-Incl. Gear
191A457 Idler Gear Assy.
191A342 Idler Gear Base & Shaft
518-196 Idler Gear Retaining Ring
526-175 Idler Gear Thrust Washer
191B354 Crankshaft Gear and Clutch
307B845 Start Solenoid
306A195 Start Solenoid Bracket
336A1199 Starter to Solenoid Cable

10JC-4XR/710J

Generator - 10JC4XN1C
Control - Code 12 (W.D.612C1252)
Code 177 (W.D.615B214)
Code 212 (W.D.625A423)
Engine - Spec J

10JC-4XR/1982C

Generator - 10JC4XN1B
Control - Code 12 (W.D.612C1252)
Code 177 (W.D.615B214)
Code 210 (W.D.625C386)
Engine - Spec C
*143B243 Carburetor (Gas)

10JC-4XR/2620D

Generator - 10JC4XN1B
Control - Code 12 (W.D. 612C1252)
Code 210 (W.D.625C386)
Engine - Spec D

10JC-4XR/2704D

Generator - 10JC4XN1A
Control - Code 6 (W.D.612C1191)
Code 177 (W.D.615B214)
Code 209 (W.D.625C292)
Engine - Spec D
*143B243 Carburetor (Gas)

10JC-4XR/2720D

Generator - 10JC4XN1B
Control - Code 12 (W.D.612C1252)
Code 210 (W.D.625C386)
Engine - Spec D

10JC-4XR/2720F

Generator - 10JC4XN1C
Control - Code 12 (W.D.612C1252)
Code 212 (W.D.625A423)
Engine - Spec F

10JC-4XR/2731J

Generator - 10JC4XN1C
Control - Code 25 (W.D.612C1477)
Code 212 (W.D.625A423)
Engine - Spec J
*143B229 Carburetor (Gas-Gaso)
134D1602 Air Outlet Duct

10JC-4XR/2838F

Generator - 10JC4XN1C
Control - Code 12 (W.D.612C1252)
Code 212 (W.D.625A423)
Engine - Spec F
*143B229 Carburetor (Gas-Gaso)

10JC-4XR/3432H

Generator - 10JC4XN1C
Control - Code 25 (W.D.612C1477)
Code 32 (W.D. 612B1543)
Code 212 (W.D.625A423)
Engine - Spec H
*143B243 Carburetor (Gas)
*405A1353 Housing Assy.

10JC-4XR/3432J

Generator - 10JC4XN1C
Control - Code 25 (W.D. 612C1477)
Code 32 (W.D. 612B1543)
Code 212 (W.D. 625A423)
Engine - Spec J
*143B243 Carburetor (Gas)
*405A1353 Housing Assy.

10JC-4XR/3586J

Generator 10JC/73
Control - Code 25 (W.D. 612C1477)
Code 32 (W.D. 612B1543)
Code 64 (W.D. 612B1852)
Code 208 (W.D.625A23)
Code 215 (W.D.625C496)
Engine - Spec J

102B481 Oil Base
333B67 Oil Base Heater
333B88 Heater Box
333A87 Heater Box Cover
508A100 Heater Box Grommet
309A168 Heater Thermostat
*405A1354 Housing Assy.
*159A799 Fuel Tank Assy.

10JC-5DE/3270H

Generator - 10JC5DN1C
Control - Code 40 (W.D. 612C1648)
Code 212 (W.D. 625A423)
Engine - Spec H
134D1602 Air Outlet Duct
336A1391 Starter to Solenoid Lead
191A320 Starter Support Bracket
*191C427 Starter Motor
(Continued)

10JC-5DE/3270H (Continued)

103B221 Start Disconnect Cover
134A1261 Exhaust Cover

10JC-5DR/1B

Generator - 10JC5DN1A
Control - Code 8 (W.D.612C1198)
Code 209 (W.D.625C292)
Engine - Spec B

10JC-5DR/1C

Generator - 10JC5DN1B
Control - Code 14 (W.D.612C1254)
Code 210 (W.D.625C386)
Engine - Spec C

10JC-5DR/1G

Generator - 10JC5DN1C
Control - Code 14 (W.D. 612C1254)
Code 212 (W.D.625A423)
Engine - Spec G.

10JC-5DR/1H

Generator - 10JC5DN1C
Control - Code 14 (W.D.612C1254)
Code 212 (W.D.625A423)
Engine - Spec H

10JC-5DR/1J

Generator - 10JC5DN1C
Control - Code 14 (W.D. 612C1254)
Code 212 (W.D. 625A423)
Engine - Spec J

10JC-5DR/12H

Generator - 10JC5DN1C
Control - Code 14 (W.D.612C1254)
Code 212 (W.D.625A423)
Engine - Spec H
*143B229 Carburetor (Gas-Gaso)

10JC-5DR/13H

Generator - 10JC5DN1C
Control - Code 14 (W.D.612C1254)
Code 212 (W.D.625A423)
Engine - Spec H
*143B243 Carburetor (Gas)

10JC-5DR/13J

Generator - 10JC5DN1C
Control - Code 14 (W.D.612C1254)
Code 212 (W.D.625A423)
Engine - Spec J
*143B243 Carburetor (Gas)

10JC-5DR/96J

Generator - 10JC5DN1C
Control - Code 26 (W.D.612C1478)
Code 212 (W.D.625A423)
Engine - Spec J

10JC-5DR/710H

Generator - 10JC5DN1C
Control - Code 14 (W.D.612C1254)
Code 178 (W.D.615B216)
Code 212 (W.D.625A423)
Engine - Spec H

MODEL DATA SECTION

11

10JC-5DR/710J

Generator - 10JC5DN1C
Control - Code 14(W.D.612C1254)
Code 178(W.D.615B216)
Code 212(W.D.625A423)
Engine - Spec J

10JC-5DR/1983G

Generator - 10JC5DN1C
Control - Code 26(W.D.612C1478)
Code 212(W.D.625A423)
Engine - Spec G
*143B243 Carburetor (Gas)

10JC-5DR/2468B

Generator - 10JC5DN1A
Control - Code 8(W.D.612C1198)
Code 209(W.D.625C292)
Engine - Spec B
134D1602 Air Outlet Duct

10JC-5DR/2468H

Generator - 10JC5DN1C
Control - Code 14(W.D.612C1254)
Code 212(W.D.625A423)
Engine - Spec H
134D1602 Air Outlet Duct

10JC-5DR/2468J

Generator - 10JC5DN1C
Control - Code 14(W.D.612C1254)
Code 212(W.D.625A423)
Engine - Spec J
134D1602 Air Outlet Duct

10JC-5DR/2539H

Generator - 10JC5DN1C
Control - Code 14(W.D.612C1254)
Code 212(W.D.625A423)
Engine - Spec H
134D1602 Air Outlet Duct
*143B243 Carburetor (Gas)

10JC-5DR/2621C

Generator - 10JC5DN1C
Control - Code 26(W.D.612C1478)
Code 212(W.D.625A423)
Engine -- Spec C
134D1270 Air Outlet Duct
134A1273 Air Cover Plate
338B273 Starter to Control
Wiring Harness
103B221 Backplate Cover

10JC-5DR/2705C

Generator - 10JC5DN1C
Control - Code 14(W.D.612C1254)
Code 212(W.D.625A423)
Engine - Spec C
*159B760 Reservoir Tank Assy.

10JC-5DR/2720F

Generator - 10JC5DN1C
Control - Code 14(W.D.612C1254)
Code 212(W.D.625A423)
Engine - Spec F

10JC-5DR/2784F

Generator - 10JC5DN1C
Control - Code 14(W.D.612C1254)
Code 212(W.D.625A423)
Engine - Spec F
134D1602 Air Outlet Duct

10JC-5DR/2838G

Generator - 10JC5DN1C
Control - Code 14(W.D.612C1254)
Code 212(W.D.625A423)
Engine - Spec G
*143B229 Carburetor (Gas-Gaso.)

10JC-5DR/3072G

Generator - 10JC5DN1C
Control - Code 14(W.D.612C1254)
Code 212(W.D.625A423)
Engine - Spec G
*143B243 Carburetor (Gas)
*134D1234 Air Shutter Assy.

10JC-5DR/3089J

Generator - 10JC5DN1C
Control - Code 26(W.D.612C1478)
Code 212(W.D.625A423)
Engine - Spec J
134D1234 Air Shutter Assy.

10JC-5DR/3213G

Generator - 10JC5DN1C
Control - Code 26(W.D.612C1478)
Code 212(W.D.625A423)
Engine - Spec G
*143B243 Carburetor (Gas)
134D1270 Air Outlet Duct

10JC-5DR/3231G

Generator - 10JC5DN1C
Control - Code 14(W.D.612C1254)
Code 32(W.D.612B1543)
Code 212(W.D.625A423)
Engine - Spec G
*134B243 Carburetor (Gas)
*405A1334 Housing Assy.
309P162 Hi-Temp. Cut Off Switch
338A270 Hi-Temp. Switch Wiring
Harness

10JC-5DR/3399H

Generator - 10JC5DN1C
Control - Code 14(W.D.612C1254)
Code 212(W.D.625A423)
Engine - Spec H
*134D1234 Air Shutter Assy.

10JC-5DR/3499J

Generator - 10JC5DN3C
Control - Code 57(W.D.612C1779)
Code 178(W.D.615B216)
Code 212(W.D.625A423)
Engine - Spec J
134D1341 Air Duct
134C1343 Air Duct Adaptor
134B1342 Air Duct Cover
134A1344 Air Duct Bracket

10JC-5DR/3547J

Generator - 10JC5DN1C
Control - Code 26(W.D.612C1478)
Code 212(W.D.625A423)
Engine - Spec J
*134D1234 Air Shutter Assy.
*140K661 Carb. Air Heater Kit

10JC-5R/1P

Generator - 10JC53N4C
Control - Code 147(W.D.612C2655)
Code 222(W.D.625A633)
Engine - Spec P

10JC-9R/2602E

Generator - 10JC9N1C
Control - Code 18(W.D.612C1345)
Code 212(W.D.625A423)
Engine - Spec E

10JC-9R/2669G

Generator 10JC9N1C
Control - Code 18(W.D.612C1345)
Code 212(W.D.625A423)
Engine - Spec G
134D1602 Air Outlet Duct
*159B760 Reservoir Tank Assy.

10JC-9R/2720F

Generator - 10JC9N1C
Control - Code 18(W.D.612C1345)
Code 212(W.D.625A423)
Engine - Spec F

10JC-52R/1091L

Generator - 10JC53N1C
Control - Code 96(W.D.612C2239)
Code 196(W.D.615B257)
Code 213(W.D.625C426)
Engine - Spec L
403B661 Skid Base
416A501 Battery Bracket (2)
416B502 Battery Hold-down Frame
416B522 Battery Support Plate

10JC-52R17/1031H

Generator - 12.5JC53N1C
Control - Code 10(W.D.612C1250)
Code 32(W.D.612B1543)
Code 50(W.D.612B1706)
Code 213(W.D.625C426)
Engine - Spec H
*405A1334 Housing Assy.
*159A799 Fuel Tank Assy.
*140K661 Carb. Air Heater Kit

10JC-52R17/3398H

Generator - 12.5JC53N1C
Control - Code 10(W.D.612C1250)
Code 32(W.D.612B1543)
Code 50(W.D.612B1706)
Code 213(W.D.625C426)
Engine - Spec H
*405A1334 Housing Assy.
*159A799 Fuel Tank Assy.
*140K661 Carb. Air Heater Kit

* Refer to Accessory Section for Component Parts.

MODEL DATA SECTION

10JC-53R/1K

Generator - 10JC53N1C
Control - Code 10(W.D.612C1250)
Code 213(W.D.625C426)
Engine - Spec K

10JC-53R17/1L

Generator - 12.5JC53N1C
Control - Code 10(W.D.612C1250)
Code 213(W.D.625C426)
Engine - Spec L
*134D1234 Air Shutter Assy.
*140K661 Carb. Air Heater Kit

10JC-53R17/7K

Generator - 12.5JC53N1C
Control - Code 10(W.D.612C1250)
Code 32(W.D.612B1543)
Code 213(W.D.625C426)
Engine - Spec K
*134D1234 Air Shutter Assy.
*140K661 Carb. Air Heater Kit

10JC-53R17/7L

Generator 12.5JC53N1C
Control - Code 32(W.D.612B1543)
Code 96(W.D.612C2239)
Code 213(W.D.625C426)
Engine - Spec L
*134D1234 Air Shutter Assy.
*140K893 Carb. Air Heater Kit
*159A799 Fuel Tank Assy.

10JC-53R/2669L

Generator - 10JC53N1C
Control - Code 96(W.D.612C2239)
Code 213(W.D.625C426)
Engine - Spec L
*159B760 Reservoir Tank Assy.
134D1602 Air Outlet Duct

10JC-53R/4025K

Generator - 10JC53N1C
Control - Code 10(W.D.612C1250)
Code 213(W.D.625C426)
Engine - Spec K
*159B760 Reservoir Tank Assy.
134D1602 Air Outlet Duct
*140K677 Oil Bath Air Cleaner Kit

10JC-53R17/507K

Generator - 12.5JC53N1C
Control - Code 10(W.D.612C1250)
Code 213(W.D.625C426)
Engine - Spec K
*134D1234 Air Shutter Assy.
*140K661 Carb. Air Heater Kit
416A501 Battery Bracket (2)
416B502 Battery hold-down Frame
416B522 Battery Support Plate
403C661 Skid Base

10JC-53RV/96L

Generator - 10JC53N1C
Control - Code 100(W.D.612C2243)
Code 213(W.D.625C426)
Engine - Spec L
Vacu-Flo Cooled

10JC-55DR/1K

Generator - 10JC55DN1C
Control - Code 14(W.D.612C1254)
Code 213(W.D.625C426)
Engine - Spec K

10JC-55DR/1L

Generator - 10JC55DN1C
Control - Code 98(W.D.612C2241)
Code 213(W.D.625C426)
Engine - Spec L

10JC-55DR/2973K

Generator - 10JC55DN1C
Control - Code 14(W.D.612C1254)
Code 213(W.D.625C426)
Engine - Spec K
*159B830 Reservoir Tank Assy.

10JC-57R/1041L

Generator - 10JC57N1C
Control - Code 32(W.D.612B1543)
Code 97(W.D.612C2240)
Code 213(W.D.625C426)
Engine - Spec L
*405A1421 Housing Assy.
*159A799 Fuel Tank Assy.

10JC-99RV/3117G

Generator - 10JC/22
Control - by Customer
Engine - Spec G
Vacu-Flo Cooled
104B477 Crankshaft
*140K677 Oil Bath Air Cleaner
Kit
103C252 Gear Cover Assy.
103D225 Gear Cover Backplate
103C231 Gear Cover Gasket
*191B453 Starter Motor-Incl.
Gear
191A457 Idler Gear Assy.
191A342 Idler Gear Base & Shaft
518-196 Idler Gear Retaining
Ring
526-175 Idler Gear Thrust
Washer
191B354 Crankshaft Gear and
Clutch

12JC-1R31/1L

Generator - 10JC3N1C
Control - Code 83(W.D.612C2066)
Code 212(W.D.625A423)
Engine - Spec L
*143B318 Carburetor (Gas)
307P312 Supply Line Fuel
Solenoid Valve -Elec.
149-558 Supply Line Fuel
Strainer
104B477 Crankshaft
134B1446 Flywheel & Hub
134B1486 Flywheel Only
112A106 Piston & Pin Assy.(4)
103C252 Gear Cover Assy.
103D225 Gear Cover Backplate
103C231 Gear Cover Gasket
*191B453 Starter Motor - Incl.
Gear
191A457 Idler Gear Assy.

12JC-1R31/1L (Cont.)

191A342 Idler Gear Base & Shaft
518-196 Idler Gear Retaining
Ring
526-175 Idler Gear Thrust Washer
191B354 Crankshaft Gear & Clutch
307B845 Start Solenoid
306A195 Start Solenoid Bracket
336A1199 Starter to Solenoid
Cable

12JC-1R31/1P

Generator - 10JC3N4C
Control - Code 121(W.D.612C2402)
Code 221(W.D.625A632)
Engine - Spec P
104B477 Crankshaft
134B1446 Flywheel & Hub
134B1486 Flywheel Only
112A106 Piston & Pin (4)
*143B318 Carburetor (Gas)
307P312 Supply Line Fuel Sole-
noid Valve - Electric
149P558 Supply Line Fuel Strainer
*191B453 Starter Motor - Includes
Gear
336A1199 Starter to Solenoid Lead
191A457 Idler Gear Assy.
191B354 Crankshaft Gear & Clutch
191A342 Idler Gear Base & Shaft
518-196 Idler Gear Retaining
Ring
526-175 Idler Gear Thrust
Washer
307B845 Start Solenoid
306A195 Start Solenoid Bracket
103C252 Gear Cover Assy.
103C231 Gear Cover Gasket
103D225 Gear Cover Backplate
338B366 Solenoid to Control
Wiring Harness
338B336 Start-Disconnect Switch
to Control Wiring
Harness

12JC-1R131/1M

Generator - 10JC3N4C
Control - Code 121(W.D.612C2402)
Code 221(W.D.625A632)
Engine - Spec M
*143B318 Carburetor (Gas)
307P312 Supply Line Fuel Sole-
noid Valve - Electric
149-558 Supply Line Fuel
Strainer
104B477 Crankshaft
134B1446 Flywheel & Hub
134B1486 Flywheel Only
103C252 Gear Cover Assy.
103D225 Gear Cover Backplate
103C231 Gear Cover Gasket
*191B453 Starter Motor - Includes
Gear
191A457 Idler Gear Assy.
191A342 Idler Gear Base & Shaft
518-196 Idler Gear Retaining
Ring
526-175 Idler Gear Thrust Washer

(Cont.)

* Refer to Accessory Section for Component Parts.

MODEL DATA SECTION

13

12JC-1R131/1M (Cont.)

191B354 Crankshaft Gear & Clutch
307B845 Start Solenoid
306A195 Start Solenoid Bracket
336A1199 Starter to Solenoid Cable

12JC-1R131/1P

Generator - 10JC3N4C
Control - Code 121(W.D.612C2402)
Code 221(W.D.625A632)

Engine - Spec P

*143B318 Carburetor (Gas)
104B477 Crankshaft
134B1466 Flywheel & Hub
134B1486 Flywheel Only
103C252 Gear Cover Assy.
103D225 Gear Cover Backplate
103C231 Gear Cover Gasket
*191B453 Starter Motor - Incl. Gear
191A457 Idler Gear Assy.
191A342 Idler Gear Base & Shaft
518-196 Idler Gear Retaining Ring
526-175 Idler Gear Thrust Washer
191B354 Crankshaft Gear & Clutch
307B845 Start Solenoid
306A195 Start Solenoid Bracket
336A1199 Starter to Solenoid Lead
307P312 Supply Line Fuel Solenoid Valve - Electric
149-558 Supply Line Fuel Strainer

12JC-1R31/2468P

Generator - 10JC3N4C
Control - Code 121(W.D.612C2402)
Code 221(W.D.625A632)

Engine - Spec P

*143B318 Carburetor (Gas)
104B477 Crankshaft
134B1446 Flywheel & Hub
134B1486 Flywheel Only
112A106 Piston & Pin (4)
307P312 Supply Line Fuel Solenoid Valve - Electric
149P558 Supply Line Fuel Strainer
*191B453 Starter Motor - Incl. Gear
336A1199 Starter to Solenoid Lead
191A457 Idler Gear Assy.
191A354 Crankshaft Gear & Clutch
191A342 Idler Gear Base & Shaft
518-196 Idler Gear Retaining Ring
526-175 Idler Gear Thrust Washer
307B845 Start Solenoid
306A195 Start Solenoid Bracket
103C252 Gear Cover Assy.
103C231 Gear Cover Gasket
103D225 Gear Cover Backplate

12JC-1R31/2468P (Cont.)

338B366 Solenoid to Control Wiring Harness
338B336 Starter-Disconnect Switch to Control Wiring Harness
134D1602 Air Outlet Duct

12JC-1RV30/1M

Generator - 10JC3N4C
Control - Code 121(W.D.612C2402)
Code 221(W.D.625A632)

Engine - Spec M

Vacu-Flo Cooled
415K3 Underground Fuel Tank (55 gal.) Includes Fittings
415K7 Fuel Line Kit (25 ft. x 5/16") Includes Elbows & Connector
104B477 Crankshaft
*191B453 Starter Motor - Incl. Gear
191A457 Idler Gear Assy.
191A342 Idler Gear Base & Shaft
518-196 Idler Gear Retaining Ring
526-175 Idler Gear Thrust Washer
191B354 Crankshaft Gear & Clutch
338A366 Solenoid to Control Wiring Harness
103C252 Gear Cover Assy.
103D225 Gear Cover Backplate
103C231 Gear Cover Gasket
338A336 Start Disconnect Wiring Harness
134A988 Blower Wheel Plate

12JC-2XR/3089L

Generator - 12.5JC/65
Control - Code 137(W.D.612C2552)
Code 212(W.D.625A423)

Engine - Spec L

*134D1613 Air Shutter Assy.

12JC-3E/2621C

Generator - 12.5JC3N1B
Control - Code 17(W.D.612C1331)
Code 210(W.D.625C386)

Engine - Spec C

134A1273 Air Cover Plate
338B273 Starter to Control Wiring Harness
103B221 Backplate Cover
134D1270 Air Outlet Duct

12JC-3E/2757C

Generator - 12.5JC3N1C
Control - Code 17(W.D.612C1331)
Code 212(W.D.625A423)

Engine - Spec C

134A1273 Air Cover Plate
338B273 Starter to Control Wiring Harness
103B221 Backplate Cover
134D1270 Air Outlet Duct

12JC-3R/1J

Generator - 10JC3N1C
Control - Code 10(W.D.612C1250)

12JC-3R/1J (Cont.)

Code 212(W.D.625A423)

Engine - Spec J

12JC-3R/1K

Generator - 10JC3N1C
Control - Code 10(W.D.612C1250)
Code 212(W.D.625A423)

Engine - Spec K

12JC-3R/1L

Generator - 10JC3N1C
Control - Code 96(W.D.612C2239)
Code 212(W.D.625A423)

Engine - Spec L

12JC-3R/1P

Generator - 10JC3N4C
Control - Code 147(W.D.612C2655)
Code 221(W.D.625A632)

Engine - Spec P

12JC-3R/7J

Generator - 10JC3N1C
Control - Code 10(W.D.612C1250)
Code 32(W.D.612B1543)
Code 212(W.D.625A423)

Engine - Spec J

*405A1335 Housing Assy.

12JC-3R/7L

Generator - 10JC3N1C
Control - Code 32(W.D.612B1543)
Code 96(W.D.612B2239)
Code 212(W.D.625A423)

Engine - Spec P

*405A1421 Housing Assy.

12JC-3R/7P

Generator - 10JC3N4C
Control - Code 32(W.D.612B1543)
Code 147(W.D.612C2655)
Code 221(W.D.625A632)

Engine - Spec P

*405A1421 Housing Assy.

*140K893 Carb. Air Heater Kit

12JC-3R/12J

Generator - 10JC3N1C
Control - Code 10(W.D.612C1250)
Code 212(W.D.625A423)

Engine - Spec J

*143B229 Carburetor (Gas-Gaso.)

12JC-3R/12K

Generator - 10JC3N1C
Control - Code 10(W.D.612C1250)
Code 212(W.D.625A423)

Engine - Spec K

*143B229 Carburetor (Gas-Gaso.)

12JC-3R/12L

Generator - 10JC3N1C
Control - Code 96(W.D.612C2239)
Code 212(W.D.625A423)

Engine - Spec L

*143B229 Carburetor (Gas-Gaso.)

12JC-3R/12P

Generator - 10JC3N4C
Control - Code 147(W.D.612C2655)
Code 221(W.D.625A632)

Engine - Spec P

*143B307 Carburetor (Gas-Gaso.)

* Refer to Accessory Section for Component Parts.

MODEL DATA SECTION

12JC-3R/13J

Generator - 10JC3N1C
Control - Code 10(W.D.612C1250)
Code 212(W.D.625A423)
Engine - Spec J
*143B243 Carburetor (Gas)

12JC-3R/13K

Generator - 10JC3N1C
Control - Code 10(W.D.612C1250)
Code 212(W.D.625A423)
Engine - Spec K
*143B243 Carburetor (Gas)

12JC-3R/13L

Generator - 10JC3N1C
Control - Code 96(W.D.612C2239)
Code 212(W.D.625A423)
Engine - Spec L
*143B243 Carburetor (Gas)

12JC-3R/13P

Generator - 10JC3N4C
Control - Code 147(W.D.612C2655)
Code 221(W.D.625A632)
Engine - Spec P
*143B318 Carburetor (Gas)

12JC-3R/55L

Generator - 10JC3N1C
Control - Code 100(W.D.612C2243)
Code 212(W.D.625A423)
Engine - Spec L
*143B229 Carburetor (Gas-Gaso.)

12JC-3R/96A

Generator - 12.5JC3N1A
Control - Code 5(W.D.612C1133)
Code 209(W.D.625C292)
Engine - Spec A

12JC-3R/96B

Generator - 12.5JC3N1A
Control - Code 5(W.D.612C1133)
Code 209(W.D.625C292)
Engine - Spec B

12JC-3R/96J

Generator - 10JC3N1C
Control - Code 24(W.D.612C1476)
Code 212(W.D.625A423)
Engine - Spec J

12JC-3R/96K

Generator - 10JC3N1C
Control - Code 10(W.D.612C1250)
Code 212(W.D.625A423)
Engine - Spec K

12JC-3R/96L

Generator - 10JC3N1C
Control - Code 100(W.D.612C2243)
Code 212(W.D.625A423)
Engine - Spec L

12JC-3R17/1J

Generator - 15JC3N1C
Control - Code 10(W.D.612C1250)
Code 212(W.D.625A423)
Engine - Spec J
*134D1234 Air Shutter Assy.
*140K661 Carb. Air Heater Kit

12JC-3R/17/1K

Generator - 15JC3N1C
Control - Code 10(W.D.612C1250)
Code 212(W.D.625A423)
Engine - Spec K
*134D1234 Air Shutter Assy.
*140K661 Carb. Air Heater Kit

12JC-3R17/1L

Generator - 15JC3N1C
Control - Code 96(W.D.612C2239)
Code 212(W.D.625A423)
Engine - Spec L
*134D1613 Air Shutter Assy.
*140K893 Carb. Air Heater Kit

12JC-3R17/1P

Generator - 15JC3N4C
Control - Code 147(W.D.612C2655)
Code 221(W.D.625A632)
Engine - Spec P
*134D1613 Air Shutter Assy.
*140K893 Carb. Air Heater Kit

12JC-3R17/7K

Generator - 15JC3N1C
Control - Code 10(W.D.612C1250)
Code 212(W.D.625A423)
Engine - Spec K
*140K661 Carb. Air Heater Kit
*159A799 Fuel Tank Assy.
*405A1423 Housing Assy.

12JC-3R/248K

Generator - 10JC3N1C
Control - Code 10(W.D.612C1250)
Code 208(W.D.625A23)
Code 212(W.D.625A423)
Engine - Spec K
102B549 Oil Base
333B102 Oil Base Heater
333B88 Heater Box
333A87 Heater Box Cover
508A100 Heater Box Grommet
309A168 Heater Thermostat

12JC-3R/248L

Generator - 10JC3N1C
Control - Code 96(W.D.612C2239)
Code 208(W.D.625A23)
Code 212(W.D.625A423)
Engine - Spec L

102B549 Oil Base
333B102 Oil Base Heater
333B88 Heater Box
333A87 Heater Box Cover
508A100 Heater Box Grommet
309A168 Heater Thermostat

12JC-3R30/1M

Generator - 10JC3N4C
Control - Code 121(W.D.612C2402)
Code 221(W.D.625A632)
Engine - Spec M
104B477 Crankshaft
134B1446 Flywheel & Hub
134B1486 Flywheel Only
*191B453 Starter Motor - Incl.
Gear
191A457 Idler Gear Assy.

12JC-3R30/1M (Cont.)

191A342 Idler Gear Base & Shaft
518-196 Idler Gear Retaining
Ring
526-175 Idler Gear Thrust
Washer
191B354 Crankshaft Gear &
Clutch
307B845 Start Solenoid
306A195 Start Solenoid Bracket
336A1199 Starter to Solenoid
Cable
103C252 Gear Cover Assy.
103D225 Gear Cover Backplate
103C231 Gear Cover Gasket
415K3 Underground Fuel Tank
(55 gal.) Incl. Fittings
415K7 Fuel Line Kit (25 ft.
x 5/16") Incl. Elbows &
Connector

12JC-3R30/1P

Generator - 10JC3N4C
Control - Code 121(W.D.612C2402)
Code 221(W.D.625A632)
Engine - Spec P
104B477 Crankshaft
134B1446 Flywheel & Hub
134B1486 Flywheel Only
103C252 Gear Cover Assy.
103D225 Gear Cover Backplate
103C231 Gear Cover Gasket
*191B453 Starter Motor - Incl.
Gear
191A457 Idler Gear Assy.
191A342 Idler Gear Base & Shaft
518-196 Idler Gear Retaining
Ring
526-175 Idler Gear Thrust Washer
191B354 Crankshaft Gear & Clutch
307B845 Start Solenoid
306A195 Start Solenoid Bracket
336A1199 Starter to Solenoid
Cable
415K3 Underground Fuel Tank
(55 gal.) Incl. Fittings
415K7 Fuel Line Kit (25 ft. x
5/16") Incl. Elbows
& Connector

12JC-3R31/1L

Generator - 10JC3N1C
Control - Code 83(W.D.612C2066)
Code 212(W.D.625A423)
Engine - Spec L
*143B318 Carburetor (Gas)
307P312 Supply Line Fuel Sole-
noid Valve - Electric
149-558 Supply Line Fuel
Strainer
104B477 Crankshaft
134B1446 Flywheel & Hub
134B1486 Flywheel Only
112A106 Piston & Pin Assy. (4)
103C252 Gear Cover Assy.
103D225 Gear Cover Backplate
103C231 Gear Cover Gasket
*191B453 Starter Motor - Incl.
Gear

* Refer to Accessory Section for Component Parts.

MODEL DATA SECTION

15

12JC-3R31/1L (Cont.)

191A457 Idler Gear Assy.
191A342 Idler Gear Base & Shaft
518-196 Idler Gear Retaining Ring
526-175 Idler Gear Thrust Washer
191B354 Crankshaft Gear & Clutch
307B845 Start Solenoid
306A195 Start Solenoid Bracket
336A1199 Starter to Solenoid Cable

12JC-3R31/1M

Generator - 10JC3N4C
Control - Code 121(W.D.612C2402)
Code 221(W.D.625A632)

Engine - Spec M

*143B318 Carburetor (Gas)
307P312 Supply Line Fuel Solenoid Valve - Electric
149-558 Supply Line Fuel Strainer
104B477 Crankshaft
134B1446 Flywheel & Hub
134B1486 Flywheel Only
112A106 Piston & Pin Assy. (4)
103C252 Gear Cover Assy.
103D225 Gear Cover Backplate
103C231 Gear Cover Gasket
*191B453 Starter Motor - Incl. Gear

191A457 Idler Gear Assy.
191A342 Idler Gear Base & Shaft
518-196 Idler Gear Retaining Ring
526-175 Idler Gear Thrust Washer
191B354 Crankshaft Gear & Clutch
307B845 Start Solenoid
306A195 Start Solenoid Bracket
336A1199 Starter to Solenoid Lead

12JC-3R31/1P

Generator - 10JC3N4C
Control - Code 121(W.D.612C2402)
Code 221(W.D.625A632)

Engine - Spec P

104B477 Crankshaft
134B1446 Flywheel & Hub
134B1486 Flywheel Only
112A106 Piston & Pin Assy. (4)
103C252 Gear Cover Assy.
103D225 Gear Cover Backplate
103C231 Gear Cover Gasket
*191B453 Starter Motor - Incl. Gear
191A457 Idler Gear Assy.
191A342 Idler Gear Base & Shaft
518-196 Idler Gear Retaining Ring
526-175 Idler Gear Thrust Washer
191B354 Crankshaft Gear & Clutch
307B845 Start Solenoid
306A195 Start Solenoid Bracket

12JC-3R31/1P (Cont.)

336A1199 Starter to Solenoid Lead
307P312 Supply Line Fuel Solenoid Valve -Elec
149-558 Supply Line Fuel Strainer
143B318 Carburetor (Gas)

12JC-3R/316K

Generator - 10JC3N1C
Control - Code 10(W.D.612C1250)
Code 212(W.D.625A423)
Engine - Spec K
*159B760 Reservoir Tank Assy.

12JC-3R/710L

Generator - 10JC3N1C
Control - Code 96(W.D.612C2239)
Code 174(W.D.615B199)
Code 212(W.D.625A423)
Engine - Spec L

12JC-3R/742J

Generator - 10JC3N1C
Control - Code 10(W.D.612C1250)
Code 174(W.D.615B199)
Code 212(W.D.625A423)
Engine - Spec J
*159B760 Reservoir Tank Assy.

12JC-3R/862K

Generator - 10JC3N1C
Control - Code 10(W.D.612C1250)
Code 208(W.D.625A23)
Code 212(W.D.625A423)
Engine - Spec K

*143B243 Carburetor (Gas)
102B549 Oil Base
333B102 Oil Base Heater
333B88 Heater Box
333A87 Heater Box Cover
508A100 Heater Box Grommet
309A168 Heater Thermostat

12JC-3R/862L

Generator - 10JC3N1C
Control - Code 96(W.D.612C2239)
Code 208(W.D.625A23)
Code 212(W.D.625A423)
Engine - Spec L

*143B318 Carburetor (Gas)
102B549 Oil Base
333B102 Oil Base Heater
333B88 Heater Box
333A87 Heater Box Cover
508A100 Heater Box Grommet
309A168 Heater Thermostat

12JC-3R/926P

Generator - 10JC3N4C
Control - Code 147(W.D.612C2655)
Code 32(W.D.612B1543)
Code 208(W.D.625A23)
Code 221(W.D.625A632)

Engine - Spec P

*405A1421 Housing Assembly
102B549 Oil Base
333B102 Oil Base Heater
333B88 Heater Box
333A87 Heater Box Cover

12JC-3R926P (Cont.)

508A100 Heater Box Grommet
309A168 Heater Thermostat

12JC-3R/989L

Generator - 10JC3N1C
Control - Code 100(W.D.612C2243)
Code 174(W.D.615B199)
Code 212(W.D.625A423)
Engine - Spec L

12JC-3R/1018L

Generator - 10JC3N1C
Control - Code 32(W.D.612B1543)
Code 96(W.D.612C2239)
Code 212(W.D.625A423)
Engine - Spec L
*143B307 Carburetor (Gas-Gaso.)
*405A1421 Housing Assy.

12JC-3R/1041K

Generator - 10JC3N1C
Control - Code 10(W.D.612C1250)
Code 32(W.D.612B1543)
Code 212(W.D.625A423)
Engine - Spec K
*159A799 Fuel Tank Assy.
*405A1421 Housing Assy.

12JC-3R/1041L

Generator - 10JC3N1C
Control - Code 32(W.D.612C1543)
Code 96(W.D.612B2239)
Code 212(W.D.625A423)
Engine - Spec L
*159A799 Fuel Tank Assy.
*405A1421 Housing Assy.

12JC-3R/1075J

Generator - 10JC3N1C
Control - Code 10(W.D.612C1250)
Code 32(W.D.612B1543)
Code 212(W.D.625A423)

Engine - Spec J

*143B243 Carburetor (Gas)
*405A1335 Housing Assy.

12JC-3R/1075K

Generator - 10JC3N1C
Control - Code 10(W.D.612C1250)
Code 32(W.D.612B1543)
Code 212(W.D.625A423)

Engine - Spec K

*143B243 Carburetor (Gas)
*405A1421 Housing Assy.

12JC-3R/1075L

Generator - 10JC3N1C
Control - Code 32(W.D.612B1543)
Code 96(W.D.612C2239)
Code 212(W.D.625A423)

Engine - Spec L

*143B318 Carburetor (Gas)
*405A1421 Housing Assy.

12JC-3R/1075P

Generator - 10JC3N4C
Control - Code 147(W.D.612C2655)
Code 32(W.D.612B1543)
Code 221(W.D.625A632)
Engine - Spec P

* Refer to Accessory Section for Component Parts.

MODEL DATA SECTION

12JC-3R/1075P (Cont.)

- *405A1421 Housing Assembly
- *143B318 Carburetor (Gas)

12JC-3R/1092L

- Generator - 10JC3N1C
- Control - Code 32(W.D.612B1543)
- Code 59(W.D.612B1786)
- Code 96(W.D.612C2239)
- Code 212(W.D.625A423)

Engine - Spec L

- *159A799 Fuel Tank Assy.
- *405A1422 Housing Assy.

12JC-3R/1239L

- Generator - 10JC3N1C
- Control - Code 32(W.D.612B1543)
- Code 96(W.D.612C2239)
- Code 212(W.D.625A423)

Engine - Spec L

- *143B307 Carburetor (Gas-Gaso.)
- *405A1421 Housing Assy.
- *159A799 Fuel Tank Assy.

12JC-3R/1282P

- Generator - 10JC3N4C
- Control - Code 148(W.D.612C2656)
- Code 221(W.D.625A632)

Engine - Spec P

- *143B307 Carburetor (Gas-Gaso.)
- 309P196 Hi-Temp. Cut-Off Switch
- 309A195 Hi-Temp. Switch Bracket
- 508A126 Hi-Temp Switch Insulating Washer
- 508A127 Hi-Temp Switch Terminal
- 332A876 Hi-Temp. Cut-Off Switch

12JC-3R131/1L

- Generator - 10JC3N1C
- Control - Code 83(W.D.612C2066)
- Code 212(W.D.625A423)

Engine - Spec L

- *143B318 Carburetor (Gas)
- 307P312 Supply Line Fuel Solenoid Valve - Electric
- 149-558 Supply Line Fuel Strainer
- 104B477 Crankshaft
- 134B1446 Flywheel & Hub
- 134B1486 Flywheel Only
- 112A106 Piston & Pin Assy. (4)
- 103C252 Gear Cover Assy.
- 103D225 Gear Cover Backplate
- 103C231 Gear Cover Gasket
- *191B453 Starter Motor - Incl. Gear
- 191A457 Idler Gear Assy.
- 191A342 Idler Gear Base & Shaft
- 518-196 Idler Gear Retaining Ring
- 526-175 Idler Gear Thrust Washer
- 191B354 Crankshaft Gear & Clutch
- 307B845 Start Solenoid
- 306A195 Start Solenoid Bracket

12JC-3R131/1L (Cont.)

- 336A1199 Starter to Solenoid Cable

12JC-3R131/1M

- Generator - 10JC3N4C
- Control - Code 121(W.D.612C2402)
- Code 221(W.D.625A632)

Engine - Spec M

- *143B318 Carburetor (Gas)
- 307P312 Supply Line Fuel Solenoid Valve -Elec.
- 149-558 Supply Line Fuel Strainer
- 104B477 Crankshaft
- 134B1446 Flywheel & Hub
- 134B1486 Flywheel Only
- 103C252 Gear Cover Assy.
- 103D225 Gear Cover Backplate
- 103C231 Gear Cover Gasket
- *191B453 Starter Motor - Incl. Gear
- 191A457 Idler Gear Assy.
- 191A342 Idler Gear Base & Shaft
- 518-196 Idler Gear Retaining Ring
- 526-175 Idler Gear Thrust Washer
- 191B354 Crankshaft Gear & Clutch
- 307B845 Start Solenoid
- 306A195 Start Solenoid Bracket
- 336A1199 Starter to Solenoid Cable

12JC-3R131/1P

- Generator - 10JC3N4C
- Control - Code 121(W.D.612C2402)
- Code 221(W.D.625A632)

Engine - Spec P

- *143B318 Carburetor (Gas)
- 104B477 Crankshaft
- 134B1446 Flywheel & Hub
- 134B1486 Flywheel Only
- 307P312 Supply Line Fuel Solenoid Valve -Elec.
- 149P558 Supply Line Fuel Strainer
- *191B453 Starter Motor - Incl. Gear
- 336A1199 Starter to Solenoid Lead
- 191A457 Idler Gear Assy.
- 191B354 Crankshaft Gear & Clutch
- 191A342 Idler Gear Base & Shaft
- 518-196 Idler Gear Retaining Ring
- 526-175 Idler Gear Thrust Washer
- 307B845 Start Solenoid
- 306A195 Start Solenoid Bracket
- 103C252 Gear Cover Assy.
- 103C231 Gear Cover Gasket
- 103D225 Gear Cover Backplate

12JC-3R/1369L

- Generator - 10JC3N1C
- Control - Code 96(W.D.612C2239)
- Code 185(W.D.615B232)
- Code 212(W.D.625A423)

Engine - Spec L

12JC-3R/1400J

- Generator - 10JC3N1C
- Control - Code 24(W.D.612C1476)
- Code 174(W.D.615B199)
- Code 212(W.D.625A423)
- Engine - Spec J
- *143B229 Carburetor (Gas-Gaso.)
- 309P162 Hi-Temp. Cut-Off Switch
- 338A270 Hi-Temp. Switch Wiring Harness
- 309A174 Hi-Temp. Switch Mounting Bracket

12JC-3R/1428L

- Generator - 10JC3N1C
- Control - Code 96(W.D.612C2239)
- Code 212(W.D.625A423)
- Engine - Spec L
- *143B307 Carburetor (Gas-Gaso.)
- 403B661 Skid Base
- 416A501 Battery Bracket (2)
- 416B502 Battery Hold-down Frame
- 416B522 Battery Support Plate

12JC-3R/1873J

- Generator - 10JC3N1C
- Control - Code 10(W.D.612C1250)
- Code 32(W.D.612B1543)
- Code 212(W.D.625A423)
- Engine - Spec J
- *143B243 Carburetor (Gas)
- 102B481 Oil Base
- 333B67 Oil Base Heater
- 333B88 Heater Box
- 333A87 Heater Box Cover
- 508A100 Heater Box Grommet
- 309A168 Heater Thermostat
- *405A1335 Housing Assy.

12JC-3R/1873L

- Generator - 10JC3N1C
- Control - Code 32(W.D.612B1543)
- Code 96(W.D.612C2239)
- Code 208(W.D.625A23)
- Code 212(W.D.625A423)

Engine - Spec L

- *143B318 Carburetor (Gas)
- *405A1421 Housing Assy.
- 102B549 Oil Base
- 333B102 Oil Base Heater
- 333B88 Heater Box
- 333A87 Heater Box Cover
- 508A100 Heater Box Grommet
- 309A168 Heater Thermostat

12JC-3R/1873P

- Generator - 10JC3N4C
- Control - Code 32(W.D.612B1543)
- Code 147(W.D.612C2655)
- Code 208(W.D.625A23)
- Code 221(W.D.625A632)

* Refer to Accessory Section for Component Parts.

MODEL DATA SECTION

17

12JC-3R/1873P (Cont.)

Engine - Spec P
 *143B318 Carburetor (Gas)
 *405A1421 Housing Assy.
 102B549 Oil Base
 333B102 Oil Base Heater
 333B88 Heater Box
 333A87 Heater Box Cover
 508A100 Heater Box Grommet
 309A168 Heater Thermostat

12JC-3R/1920J

Generator - 10JC3N1C
 Control - Code 24(W.D.612C1476)
 Code 32(W.D.612B1543)
 Code 208(W.D.625A23)
 Code 212(W.D.625A423)

Engine - Spec J
 *143B243 Carburetor (Gas)
 *405A1335 Housing Assy.
 102B481 Oil Base
 333B67 Oil Base Heater
 333B88 Heater Box
 333A87 Heater Box Cover
 508A100 Heater Box Grommet
 309A168 Heater Thermostat

12JC-3R/1920K

Generator - 10JC3N1C
 Control - Code 24(W.D.612C1476)
 Code 32(W.D.612B1543)
 Code 208(W.D.625A23)
 Code 212(W.D.625A423)

Engine - Spec K
 *143B243 Carburetor (Gas)
 *405A1421 Housing Assy.
 102B549 Oil Base
 333B102 Oil Base Heater
 333B88 Heater Box
 333A87 Heater Box Cover
 508A100 Heater Box Grommet
 309A168 Heater Thermostat

12JC-3R/1920L

Generator - 10JC3N1C
 Control - Code 32(W.D.612B1543)
 Code 100(W.D.612C2243)
 Code 208(W.D.625A23)
 Code 212(W.D.625A423)

Engine - Spec L
 *143B318 Carburetor (Gas)
 *405A1421 Housing Assy.
 102B549 Oil Base
 333B102 Oil Base Heater
 333B88 Heater Box
 333A87 Heater Box Cover
 508A100 Heater Box Grommet
 309A168 Heater Thermostat

12JC-3R/1982L

Generator - 10JC3N1C
 Control - Code 96(W.D.612C2239)
 Code 174(W.D.615B199)
 Code 212(W.D.625A423)

Engine - Spec L
 *143B318 Carburetor (Gas)

12JC-3R/1983L

Generator - 10JC3N1C

12JC-3R/1983L (Cont.)

Control - Code 100(W.D.612C2243)
 Code 212(W.D.625A423)

Engine - Spec L
 *143B318 Carburetor (Gas)

12JC-3R/1983P

Generator - 10JC3N4C
 Control - Code 148(W.D.612C2656)
 Code 221(W.D.625A632)

Engine - Spec P
 *143B318 Carburetor (Gas)

12JC-3R/2009K

Generator - 10JC3N1C
 Control - Code 10(W.D.612C1250)
 Code 32(W.D.612B1543)
 Code 59(W.D.612B1786)
 Code 212(W.D.625A423)

Engine - Spec K
 *143B229 Carburetor (Gas-Gaso.)
 134D1602 Air Outlet Duct

12JC-3R/2009L

Generator - 10JC3N1C
 Control - Code 32(W.D.612B1543)
 Code 59(W.D.612B1786)
 Code 96(W.D.612C2239)
 Code 212(W.D.625A423)

Engine - Spec L
 *143B307 Carburetor (Gas-Gaso.)
 134D1602 Air Outlet Duct
 R.T.F. Housing Assy. Components

12JC-3R/2055L

Generator - 10JC3N1C
 Control - Code 100(W.D.612C2243)
 Code 208(W.D.625A23)
 Code 212(W.D.625A423)

Engine - Spec L
 *143B318 Carburetor (Gas)
 102B549 Oil Base
 333B102 Oil Base Heater
 333B88 Heater Box
 333A87 Heater Box Cover
 508A100 Heater Box Grommet
 309A168 Heater Thermostat

12JC-3R/2123K

Generator - 10JC3N1C
 Control - Code 24(W.D.612C1476)
 Code 32(W.D.612B1543)
 Code 212(W.D.625A423)

Engine - Spec K
 *159A799 Fuel Tank Assy.
 *405A1421 Housing Assy.

12JC-3R/2219K

Generator - 10JC3N1C
 Control - Code 24(W.D.612C1476)
 Code 212(W.D.625A423)

Engine - Spec K
 134D1602 Air Outlet Duct

12JC-3R/2219L

Generator - 10JC3N1C
 Control - Code 100(W.D.612C2243)
 Code 212(W.D.625A423)

12JC-3R/2219L (Cont.)

Engine - Spec L
 134D1602 Air Outlet Duct

12JC-3R/2286A

Generator - 12.5JC3N1B
 Control - Code 11(W.D.612C1251)
 Code 210(W.D.625C386)

Engine - Spec A

12JC-3R/2320L

Generator - 10JC3N1C
 Control - Code 24(W.D.612C1476)
 Code 212(W.D.625A423)

Engine - Spec L
 *143B318 Carburetor (Gas)

12JC-3R/2442J

Generator - 10JC3N1C
 Control - Code 10(W.D.612C1250)
 Code 212(W.D.625A423)

Engine - Spec J
 *143B229 Carburetor (Gas-Gaso.)
 134D1602 Air Outlet Duct

12JC-3R/2442K

Generator - 10JC3N1C
 Control - Code 10(W.D.612C1250)
 Code 212(W.D.625A423)

Engine - Spec K
 *143B229 Carburetor (Gas-Gaso.)
 134D1602 Air Outlet Duct

12JC-3R/2442L

Generator - 10JC3N1C
 Control - Code 96(W.D.612C2239)
 Code 212(W.D.625A423)

Engine - Spec L
 *143B307 Carburetor (Gas-Gaso.)
 134D1602 Air Outlet Duct

12JC-3R/2442P

Generator - 10JC3N4C
 Control - Code 147(W.D.612C2655)
 Code 221(W.D.625A632)

Engine - Spec P
 *143B307 Carburetor (Gas-Gaso.)
 134D1602 Air Outlet Duct

12JC-3R/2468K

Generator - 10JC3N1C
 Control - Code 10(W.D.612C1250)
 Code 212(W.D.625A423)

Engine - Spec K
 134D1602 Air Outlet Duct

12JC-3R/2468L

Generator - 10JC3N1C
 Control - Code 96(W.D.612C2239)
 Code 212(W.D.625A423)

Engine - Spec L
 134D1602 Air Outlet Duct

12JC-3R/2468P

Generator - 10JC3N4C
 Control - Code 147(W.D.612C2655)
 Code 221(W.D.625A632)

Engine - Spec P
 134D1602 Air Outlet Duct
 *140K893 Carb. Air Heater Kit

* Refer to Accessory Section for Component Parts.
 R.T.F. Refer to Factory. Include Model and Serial Number of Unit.

MODEL DATA SECTION

12JC-3R/2488J

Generator - 10JC3N1C
Control - Code 10(W.D.612C1250)
Code 174(W.D.615B199)
Code 212(W.D.625A423)
Engine - Spec J
134D1602 Air Outlet Duct

12JC-3R/2488K

Generator - 10JC3N1C
Control - Code 10(W.D.612C1250)
Code 174(W.D.615B199)
Code 212(W.D.625A423)
Engine - Spec K
134D1602 Air Outlet Duct

12JC-3R/2539J

Generator - 10JC3N1C
Control - Code 10(W.D.612C1250)
Code 212(W.D.625A423)
Engine - Spec J
*143B243 Carburetor (Gas)
134D1602 Air Outlet Duct

12JC-3R/2539K

Generator - 10JC3N1C
Control - Code 10(W.D.612C1250)
Code 212(W.D.625A423)
Engine - Spec K
*143B243 Carburetor (Gas)
134D1602 Air Outlet Duct

12JC-3R/2539L

Generator - 10JC3N1C
Control - Code 96(W.D.612C2239)
Code 212(W.D.625A423)
Engine - Spec L
*143B318 Carburetor (Gas)
134D1602 Air Outlet Duct

12JC-3R/2539P

Generator - 10JC3N4C
Control - Code 147(W.D.612C2655)
Code 221(W.D.625A632)
Engine - Spec P
*143B318 Carburetor (Gas)
134D1602 Air Outlet Duct

12JC-3R/2621C

Generator - 12.5JC3N1B
Control - Code 11(W.D.612C1251)
Code 210(W.D.625C386)
Engine - Spec C
134D1270 Air Outlet Duct
134A1273 Air Cover Plate
338B261 Starter to Control
Wiring Harness

12JC-3R/2669K

Generator - 10JC3N1C
Control - Code 10(W.D.612C1250)
Code 212(W.D.625A423)
Engine - Spec K
*159B760 Reservoir Tank Assy.
134D1602 Air Outlet Duct

12JC-3R/2669L

Generator - 10JC3N1C

12JC-3R/2669L (Cont.)

Control - Code 96(W.D.612C2239)
Code 212(W.D.625A423)
Engine - Spec L
*159B760 Reservoir Tank Assy.
134D1602 Air Outlet Duct

12JC-3R/2669P

Generator - 10JC3N4C
Control - Code 147(W.D.612C2655)
Code 221(W.D.625A632)
Engine - Spec P
*159B760 Reservoir Tank Assy.
134D1602 Air Outlet Duct

12JC-3R/2701P

Generator - 10JC3N4C
Control - Code 148(W.D.612C2656)
Code 221(W.D.625A632)
Engine - Spec P
*140K893 Carb. Air Heater Kit
134D1602 Air Outlet Duct
309P196 Hi-Temp. Cut-Off
Switch
309A195 Hi-Temp. Switch
Bracket
508A126 Hi-Temp. Switch In-
sulating Washer
508A127 Hi-Temp. Switch In-
sulating Bushing
332A876 Hi-Temp. Switch
Terminal

12JC-3R/2731P

Generator - 10JC3N4C
Control - Code 148(W.D.612C2656)
Code 221(W.D.625A632)
Engine - Spec P
*143B307 Carburetor (Gas-Gaso.)
134D1602 Air Outlet Duct

12JC-3R/2896P

Generator - 10JC3N4C
Control - Code 148(W.D.612C2656)
Code 221(W.D.625A632)
Engine - Spec P
*143B318 Carburetor (Gas)
309P196 Hi-Temp. Switch
309A195 Hi-Temp. Switch
Bracket
508A126 Hi-Temp. Switch In-
sulating Washer (2)
508A127 Hi-Temp. Switch In-
sulating Bushing
332A876 Hi-Temp. Switch
Terminal

12JC-3R/2897L

Generator - 10JC3N1C
Control - Code 111(W.D.612C2294)
Code 212(W.D.625A423)
Engine - Spec L

12JC-3R/3089K

Generator - 10JC3N1C
Control - Code 24(W.D.612C1476)
Code 212(W.D.625A423)

12JC-3R/3089K (Cont.)

Engine - Spec K
*134D1234 Air Shutter Assy.

12JC-3R/3089L

Generator - 10JC3N1C
Control - Code 100(W.D.612C2243)
Code 212(W.D.625A423)
Engine - Spec L
*134D1613 Air Shutter Assy.

12JC-3R/3115L

Generator - 10JC3N1C
Control - Code 96(W.D.612C2239)
Code 174(W.D.615B199)
Code 212(W.D.625A423)
Engine - Spec L
*143B307 Carburetor (Gas-Gaso.)
134D1602 Air Outlet Duct

12JC-3R/3139L

Generator - 10JC3N1C
Control - Code 100(W.D.612C2243)
Code 208(W.D.625A23)
Code 212(W.D.625A423)
Engine - Spec L
*143B318 Carburetor (Gas)
*134D1613 Air Shutter Assy.

12JC-3R/3157L

Generator - 10JC3N1C
Control - Code 100(W.D.612C2243)
Code 212(W.D.625A423)
Engine - Spec L
*143B318 Carburetor (Gas)
134D1602 Air Outlet Duct

12JC-3R/3157P

Generator - 10JC3N4C
Control - Code 148(W.D.612C2656)
Code 221(W.D.625A632)
Engine - Spec P
*143B318 Carburetor (Gas)
134D1602 Air Outlet Duct

12JC-3R/3166P

Generator - 10JC3N4C
Control - Code 35(W.D.612B1559)
Code 147(W.D.612C2655)
Code 32(W.D.612B1543)
Code 221(W.D.625A632)
Engine - Spec P
*405A1422 Housing Assembly
*140K893 Carb. Air Heater Kit

12JC-3R/3191L

Generator - 10JC3N1C
Control - Code 100(W.D.612C2243)
Code 173(W.D.615B198)
Code 208(W.D.625A23)
Code 212(W.D.625A423)
Engine - Spec L
*143B318 Carburetor (Gas)
*134D1613 Air Shutter Assy.
102B549 Oil Base
333B102 Oil Base Heater
333B88 Heater Box

* Refer to Accessory Section for Component Parts.

MODEL DATA SECTION

19

12JC-3R/3191L (Cont.)

333A87 Heater Box Cover
508A100 Heater Box Grommet
309A168 Heater Thermostat

12JC-3R/3194J

Generator - 10JC3N1C
Control - Code 10(W.D.612C1250)
Code 32(W.D.612B1543)
Code 208(W.D.625A23)
Code 212(W.D.625A423)

Engine - Spec J
*159B760 Reservoir Tank Assy.
*405A1353 Housing Assy.

102B481 Oil Base
333B67 Oil Base Heater
333B88 Heater Box
333A87 Heater Box Cover
508A100 Heater Box Grommet
309A168 Heater Thermostat

12JC-3R/3250J

Generator - 10JC3N1C
Control - Code 10(W.D.612C1250)
Code 208(W.D.625A23)
Code 212(W.D.625A423)

Engine - Spec J
*143B243 Carburetor (Gas)
102B481 Oil Base
333B67 Oil Base Heater
333B88 Heater Box
333A87 Heater Box Cover
508A100 Heater Box Grommet
309A168 Heater Thermostat
*134D1234 Air Shutter Assy.

12JC-3R/3396L

Generator - 10JC3N1C
Control - Code 100(W.D.612C2243)
Code 185(W.D.615B232)
Code 212(W.D.625A423)

Engine - Spec L

12JC-3R/3398P

Generator - 10JC3N4C
Control - Code 38(W.D.612B1626)
Code 147(W.D.612C2655)
Code 32(W.D.612B1543)
Code 221(W.D.625A632)

Engine - Spec P
*405A1422 Housing Assembly
*140K893 Carb. Air Heater Kit
*159A799 Fuel Tank Assy.

12JC-3R/3399K

Generator - 10JC3N1C
Control - Code 10(W.D.612C1250)
Code 212(W.D.625A423)

Engine - Spec K
*134D1234 Air Shutter Assy.

12JC-3R/3399L

Generator - 10JC3N1C
Control - Code 96(W.D.612C2239)
Code 212(W.D.625A423)

Engine - Spec L
*134D1234 Air Shutter Assy.

12JC-3R/3404L

Generator - 10JC3N1C
Control - Code 96(W.D.612C2239)
Code 185(W.D.615B232)
Code 212(W.D.625A423)

Engine - Spec L
*143B307 Carburetor (Gas-Gaso.)
134D1602 Air Outlet Duct

12JC-3R/3409L

Generator - 10JC3N1C
Control - Code 32(W.D.612B1543)
Code 100(W.D.612C2243)
Code 208(W.D.625A23)
Code 212(W.D.625A423)

Engine - Spec L
*143B307 Carburetor (Gas-Gaso.)

*405A1421 Housing Assy.
102B549 Oil Base
333B102 Oil Base Heater
333B88 Heater Box
333A87 Heater Box Cover
508A100 Heater Box Grommet
309A168 Heater Thermostat

12JC-3R/3424L

Generator - 10JC3N1C
Control - Code 96(W.D.612C2239)
Code 191(W.D.615B244)
Code 212(W.D.625A423)

Engine - Spec L
134D1602 Air Outlet Duct

12JC-3R/3435L

Generator - 10JC3N1C
Control - Code 100(W.D.612C2243)
Code 212(W.D.625A423)

Engine - Spec L
*134D1234 Air Shutter Assy.
102B549 Oil Base
333B102 Oil Base Heater
333B88 Heater Box
333A87 Heater Box Cover
508A100 Heater Box Grommet
309A168 Heater Thermostat

12JC-3R/3459J

Generator - 10JC3N1C
Control - Code 24(W.D.612C1476)
Code 208(W.D.625A23)
Code 212(W.D.625A423)

Engine - Spec J
*143B243 Carburetor (Gas)
*134D1234 Air Shutter Assy.
102B481 Oil Base
333B67 Oil Base Heater
333B88 Heater Box
333A87 Heater Box Cover
508A100 Heater Box Grommet
309A168 Heater Thermostat

12JC-3R/3459K

Generator - 10JC3N1C
Control - Code 24(W.D.612C1476)
Code 208(W.D.625A23)
Code 212(W.D.625A423)

Engine - Spec K
*143B243 Carburetor (Gas)
*134D1234 Air Shutter Assy.
102B549 Oil Base
333B102 Oil Base Heater
333B88 Heater Box
333A87 Heater Box Cover
508A100 Heater Box Grommet
309A168 Heater Thermostat

12JC-3R/3459P

Generator - 10JC3N4C
Control - Code 148(W.D.612C2656)
Code 208(W.D.625A23)
Code 221(W.D.625A632)

Engine - Spec P
102B549 Oil Base
333B102 Oil Base Heater

12JC-3R/3459P (Cont.)

333B88 Heater Box
333A87 Heater Box Cover
508A100 Heater Box Grommet
309A168 Heater Thermostat
*134D1613 Air Shutter Assy.
*143B318 Carburetor (Gas)

12JC-3R/3518K

Generator - 10JC3N1C
Control - Code 10(W.D.612C1250)
Code 212(W.D.625A423)

Engine - Spec K
*143B243 Carburetor (Gas)
*134D1234 Air Shutter Assy.

12JC-3R/3518L

Generator - 10JC3N1C
Control - Code 96(W.D.612C2239)
Code 212(W.D.625A423)

Engine - Spec L
*143B318 Carburetor (Gas)
*134D1613 Air Shutter Assy.

12JC-3R/3596L

Generator - 10JC3N1C
Control - Code 100(W.D.612C2243)
Code 174(W.D.615B199)
Code 212(W.D.625A423)

Engine - Spec L
*143B307 Carburetor (Gas-Gaso.)
*134D1613 Air Shutter Assy.

12JC-3R/3596P

Generator - 10JC3N4C
Control - Code 148(W.D.612C2656)
Code 174(W.D.615B199)
Code 221(W.D.625A632)

Engine - Spec P
*134D1613 Air Shutter Assy.
*143B307 Carburetor (Gas-Gaso.)

12JC-3R/3663K

Generator - 10JC3N1C
Control - Code 24(W.D.612C1476)
Code 212(W.D.625A423)

Engine - Spec K
*143B229 Carburetor (Gas-Gaso.)
*134D1234 Air Shutter Assy.

12JC-3R/3663L

Generator - 10JC3N1C
Control - Code 100(W.D.612C2243)
Code 212(W.D.625A423)

Engine - Spec L
*143B307 Carburetor (Gas-Gaso.)
*134D1613 Air Shutter Assy.

12JC-3R/3742L

Generator - 10JC3N1C
Control - Code 100(W.D.612C2243)
Code 212(W.D.625A423)

Engine - Spec L
*143B318 Carburetor (Gas)
134D1602 Air Outlet Duct
309P196 Hi-Temp. Cut-Off Switch
309A195 Hi-Temp. Switch Bracket
508A126 Hi-Temp. Switch Insulating Washer
508A127 Hi-Temp. Switch Insulating Bushing
332A876 Hi-Temp. Switch Terminal

12JC-3R/3779J

Generator - 10JC3N1C
Control - Code 10(W.D.612C1250)
Code 32(W.D.612B1543)
Code 208(W.D.625A23)
Code 212(W.D.625A423)

* Refer to Accessory Section for Component Parts.

MODEL DATA SECTION

12JC-3R/3779J (Cont.)

Engine - Spec J
 *143B229 Carburetor (Gas-Gaso.)
 *405A1353 Housing Assy.
 102B481 Oil Base
 333B67 Oil Base Heater
 333B88 Heater Box
 333A87 Heater Box Cover
 508A100 Heater Box Grommet
 309A168 Heater Thermostat

12JC-3R/3783J

Generator - 10JC3N1C
 Control - Code 10(W.D.612C1250)
 Code 208(W.D.625A23)
 Code 212(W.D.625A423)

Engine - Spec J

134D1602 Air Outlet Duct
 102B481 Oil Base
 333B88 Heater Box
 333A87 Heater Box Cover
 508A100 Heater Box Grommet
 309A168 Heater Thermostat
 333B67 Oil Base Heater

12JC-3R/3787J

Generator - 10JC3N1C
 Control - Code 24(W.D.612C1476)
 Code 185(W.D.615B232)
 Code 212(W.D.625A423)

Engine - Spec J

*143B243 Carburetor (Gas)
 134D1602 Air Outlet Duct

12JC-3R/3795J

Generator - 10JC3N1C
 Control - Code 10(W.D.612C1250)
 Code 32(W.D.612B1543)
 Code 33(W.D.612B1548)
 Code 212(W.D.625A423)

Engine - Spec J

*159B830 Reservoir Tank Assy.
 *405A1334 Housing Assy.

12JC-3R/3808L

Generator - 10JC3N1C
 Control - Code 100(W.D.612C2243)
 Code 174(W.D.615B199)
 Code 212(W.D.625A423)

Engine - Spec L

*134D1234 Air Shutter Assy.

12JC-3R/3828J

Generator - 10JC3N1C
 Control - Code 10(W.D.612C1250)
 Code 208(W.D.625A23)
 Code 212(W.D.625A423)

Engine - Spec J

*143B243 Carburetor (Gas)
 *134D1234 Air Shutter Assy.
 102B481 Oil Base
 333B67 Oil Base Heater
 333B88 Heater Box
 333A87 Heater Box Cover
 508A100 Heater Box Grommet
 309A168 Heater Thermostat

12JC-3R/3828L

Generator - 10JC3N1C
 Control - Code 96(W.D.612C2239)
 Code 208(W.D.625A23)
 Code 212(W.D.625A423)

Engine - Spec L

*143B318 Carburetor (Gas)

12JC-3R/3828L (Cont.)

*134D1234 Air Shutter Assy.
 102B549 Oil Base
 333B102 Oil Base Heater
 333B88 Heater Box
 333A87 Heater Box Cover
 508A100 Heater Box Grommet
 309A168 Heater Thermostat

12JC-3R/3852J

Generator - 10JC3N1C
 Control - Code 24(W.D.612C1476)
 Code 32(W.D.612B1543)
 Code 35(W.D.612B1559)
 Code 212(W.D.625A423)

Engine - Spec J

*405A1334 Housing Assy.
 *159A799 Fuel Tank Assy.

12JC-3R/3868J

Generator - 10JC3N1C
 Control - Code 10(W.D.612C1250)
 Code 32(W.D.612B1543)
 Code 33(W.D.612B1548)
 Code 212(W.D.625A423)

Engine - Spec J

*405A1334 Housing Assy.
 *159A799 Fuel Tank Assy.
 305C175 Battery Charger

12JC-3R/3878J

Generator - 10JC3N1C
 Control - Code 10(W.D.612C1250)
 Code 32(W.D.612B1543)
 Code 208(W.D.625A23)
 Code 212(W.D.625A423)

Engine - Spec J

*143B229 Carburetor (Gas-Gaso.)
 *405A1353 Housing Assy.
 102B481 Oil Base
 333B67 Oil Base Heater
 333B88 Heater Box
 333A87 Heater Box Cover
 508A100 Heater Box Grommet
 309A168 Heater Thermostat

12JC-3R/3883L

Generator - 10JC/70
 Control - Code 114(W.D.612C2329)
 Code 212(W.D.625A423)

Engine - Spec L

*143B318 Carburetor (Gas)
 *134D1613 Air Shutter Assy.

12JC-3R/3902K

Generator - 10JC/70
 Control - Code 59(W.D.612B1786)
 Code 61(W.D.612C1824)
 Code 208(W.D.625A23)
 Code 212(W.D.625A423)

Engine - Spec K

*143B243 Carburetor (Gas)
 *405A1424 Housing Assy.
 102B549 Oil Base
 333B102 Oil Base Heater
 333B88 Heater Box
 333A87 Heater Box Cover
 508A100 Heater Box Grommet

12JC-3R/3902K (Cont.)

309A168 Heater Thermostat

12JC-3R/3905K

Generator - 10JC/70
 Control - Code 61(W.D.612C1824)
 Code 208(W.D.625A23)
 Code 212(W.D.625A423)

Engine - Spec K

*159B760 Reservoir Tank Assy.
 *140K661 Carb. Air Heater Kit
 *405A1423 Housing Assy.
 *123K748 Oil Level Maintainer Kit
 102B549 Oil Base
 333B102 Oil Base Heater
 333B88 Heater Box
 333A87 Heater Box Cover
 508A100 Heater Box Grommet
 309A168 Heater Thermostat

12JC-3R/3906K

Generator - 10JC3N1C
 Control - Code 24(W.D.612C1476)
 Code 174(W.D.615B199)
 Code 212(W.D.625A423)

Engine - Spec K

134D1602 Air Outlet Duct
 *159B760 Reservoir Tank Assy.
 403B661 Skid Base
 416A501 Battery Bracket (2)
 416B502 Battery Hold-down Frame
 416B552 Battery Support Plate

12JC-3R/3909K

Generator - 10JC3N1C
 Control - Code 10(W.D.612C1250)
 Code 208(W.D.625A23)
 Code 212(W.D.625A423)

Engine - Spec K

*143B229 Carburetor (Gas-Gaso.)
 *134D1234 Air Shutter Assy.
 102B549 Oil Base
 333B102 Oil Base Heater
 333B88 Heater Box
 333A87 Heater Box Cover
 508A100 Heater Box Grommet
 309A168 Heater Thermostat

12JC-3R/3909L

Generator - 10JC3N1C
 Control - Code 96(W.D.612C2239)
 Code 208(W.D.625A23)
 Code 212(W.D.625A423)

Engine - Spec L

*143B307 Carburetor (Gas-Gaso.)
 *134D1613 Air Shutter Assy.
 102B549 Oil Base
 333B102 Oil Base Heater
 333B88 Heater Box
 333A87 Heater Box Cover
 508A100 Heater Box Grommet
 309A168 Heater Thermostat

12JC-3R/3935K

Generator - 10JC3N1C
 Control - Code 10(W.D.612C1250)

* Refer to Accessory Section for Component Parts.

MODEL DATA SECTION

21

12JC-3R/3935K (Cont.)

Code 208(W.D.625A23)
Code 212(W.D.625A423)
Engine - Spec K
*143B229 Carburetor (Gas-Gaso.)
*123K748 Oil Level Maintainer Kit
102B549 Oil Base
333B102 Oil Base Heater
333B88 Heater Box
333A87 Heater Box Cover
508A100 Heater Box Grommet
309A168 Heater Thermostat

12JC-3R/3950K

Generator - 12.5JC/67
Control - Code 81(W.D.612C2040)
Code 218(W.D.625C529)
Engine - Spec K
*166C356 Distributor
167A81 Spark Plug (4)
167A1448 Spark Plug Cable (#1 Cyl.)
167A1449 Spark Plug Cable (#2 & 3 Cyl.)
167A1450 Spark Plug Cable (#4 Cyl.)
312P83 Coil Feed Thru Condenser
166B322 Ignition Coil (2)
166A362 Ignition Coil Clamp (2)
304A60 Resistor (2)
*134D1234 Air Shutter Assy.
150C997 Camshaft
134D1280 Housing Cover (Top)

12JC-3R/4003K

Generator - 10JC3N1C
Control - Code 24(W.D.612C1476)
Code 212(W.D.625A423)
Engine - Spec K
134D1602 Air Outlet Duct

12JC-3R/4003L

Generator - 10JC3N1C
Control - Code 100(W.D.612C2243)
Code 212(W.D.625A423)
Engine - Spec L
134D1602 Air Outlet Duct

12JC-3R/4008K

Generator - 10JC3N1C
Control - Code 10(W.D.612C1250)
Code 212(W.D.625A423)
Engine - Spec K
*143B229 Carburetor (Gas-Gaso.)
134D1602 Air Outlet Duct
403B661 Skid Base
416A501 Battery Bracket (2)
416B502 Battery Hold-down Frame
416B522 Battery Support Plate

12JC-3R/4034K

Generator - 10JC3N1C
Control - Code 24(W.D.612C1476)
Code 32(W.D.612B1543)

12JC-3R/4034K (Cont.)

Code 38(W.D.612B1626)
Code 208(W.D.625A23)
Code 212(W.D.625A423)
Engine - Spec K
*159B760 Reservoir Tank Assy.
*405A1422 Housing Assy.
102B549 Oil Base
333B102 Oil Base Heater
333B88 Heater Box
333A87 Heater Box Cover
508A100 Heater Box Grommet
309A168 Heater Thermostat

12JC-3R/4054K

Generator - 10JC/70
Control - Code 61(W.D.612C1824)
Code 212(W.D.625A423)
Engine - Spec K
*143B243 Carburetor (Gas)
122A193 Oil Filter Cartridge (1 qt.)
*134D1234 Air Shutter Assy.
*123K748 Oil Level Maintainer Kit

12JC-3R/4056K

Generator - 10JC3N1C
Control - Code 88(W.D.612C2111)
Code 212(W.D.625A423)
Engine - Spec K
403B661 Skid Base
416A501 Battery Bracket (2)
416B502 Battery Hold-down Frame
416B522 Battery Support Plate

12JC-3R/4082L

Generator - 10JC3N1C
Control - Code 32(W.D.612B1543)
Code 59(W.D.612B1786)
Code 100(W.D.612C2243)
Code 212(W.D.625A423)

Engine - Spec L

*405A1422 Housing Assy.
*159B830 Reservoir Tank Assy.

12JC-3R/4085K

Generator - 10JC3N1C
Control - Code 25(W.D.612C1477)
Code 32(W.D.612B1543)
Code 212(W.D.625A423)

Engine - Spec K

*143B243 Carburetor (Gas)
*123K748 Oil Level Maintainer Kit
*405A1423 Housing Assy.
*140K661 Carb. Air Heater Kit

12JC-3R/4182K

Generator - 10JC/70
Control - Code 32(W.D.612B1543)
Code 33(W.D.612B1548)
Code 61(W.D.612C1824)
Code 208(W.D.625A23)
Code 212(W.D.625A423)

Engine - Spec K

*140K661 Carb. Air Heater Kit
*405A1423 Housing Assy.
*159B760 Reservoir Tank Assy.
102B549 Oil Base

12JC-3R/4182K (Cont.)

333B102 Oil Base Heater
333B88 Heater Box
333A87 Heater Box Cover
508A100 Heater Box Grommet
309A168 Heater Thermostat

12JC-3R/4182L

Generator - 10JC/70
Control - Code 32(W.D.612B1543)
Code 33(W.D.612B1548)
Code 114(W.D.612C2329)
Code 208(W.D.625A23)
Code 212(W.D.625A423)

Engine - Spec L

*140K661 Carb. Air Heater Kit
*405A1424 Housing Assy.
*159B760 Reservoir Tank Assy.
102B549 Oil Base
333B102 Oil Base Heater
333B88 Heater Box
333A87 Heater Box Cover
508A100 Heater Box Grommet
309A168 Heater Thermostat

12JC-3R/4205P

Generator - 10JC3N4C
Control - Code 32(W.D.612B1543)
Code 35(W.D.612B1559)
Code 148(W.D.612C2656)
Code 221(W.D.625A632)

Engine - Spec P

*140K893 Carb. Air Heater Kit
*405A1424 Housing Assy.

12JC-3R/4210K

Generator - 10JC3N1C
Control - Code 24(W.D.612C1476)
Code 208(W.D.625A23)
Code 212(W.D.625A423)

Engine - Spec K

*134D1234 Air Shutter Assy.
102B549 Oil Base
333B102 Oil Base Heater
333B88 Heater Box
333A87 Heater Box Cover
508A100 Heater Box Grommet
309A168 Heater Thermostat
*143B243 Carburetor (Gas)

12JC-3R/4210L

Generator - 10JC3N1C
Control - Code 100(W.D.612C2243)
Code 208(W.D.625A23)
Code 212(W.D.625A423)

Engine - Spec L

*143B318 Carburetor (Gas)
*134D1234 Air Shutter Assy.
102B549 Oil Base
333B102 Oil Base Heater
333A88 Heater Box
333A87 Heater Box Cover
508A100 Heater Box Grommet
309A168 Heater Thermostat

12JC-3R/4211L

Generator - 10JC3N1C
Control - Code 111(W.D.612C2294)

* Refer to Accessory Section for Component Parts.

MODEL DATA SECTION

12JC-3R/4211L (Cont.)

Code 212(W.D.625A423)
Engine - Spec L
*134D1234 Air Shutter Assy.

12JC-3R/4224K

Generator - 10JC3N1C
Control - Code 24(W.D.612C1476)
Code 32(W.D.612B1543)
Code 59(W.D.612B1786)
Code 208(W.D.625A23)
Code 212(W.D.625A423)

Engine - Spec K

*159B760 Reservoir Tank Assy.
*405A1423 Housing Assy.
102B549 Oil Base
333B102 Oil Base Heater
333B88 Heater Box
333A87 Heater Box Cover
508A100 Heater Box Grommet
309A168 Heater Thermostat

12JC-3R/4260K

Generator - 10JC3N1C
Control - Code 10(W.D.612C1250)
Code 208(W.D.625A23)
Code 212(W.D.625A423)

Engine - Spec K

*143B243 Carburetor (Gas)
134D1602 Air Outlet Duct
102B549 Oil Base
333B102 Oil Base Heater
333B88 Heater Box
333A87 Heater Box Cover
508A100 Heater Box Grommet
309A168 Heater Thermostat

12JC-3R/4270K

Generator - 10JC3N1C
Control - Code 24(W.D.612C1476)
Code 212(W.D.625A423)

Engine - Spec K

*143B229 Carburetor (Gas-Gaso.)
*140K677 Oil Bath Air Cleaner Kit

12JC-3R/4270L

Generator - 10JC3N1C
Control - Code 100(W.D.612C2243)
Code 212(W.D.625A423)

Engine - Spec L

*143B307 Carburetor (Gas-Gaso.)
*140K677 Oil Bath Air Cleaner Kit

12JC-3R/4288L

Generator - 10JC3N1C
Control - Code 32(W.D.612B1543)
Code 59(W.D.612B1786)
Code 100(W.D.612C2243)
Code 212(W.D.625A423)

Engine - Spec L

*159A799 Fuel Tank Assy.
*405A1424 Housing Assy.

12JC-3R/4288P

Generator - 10JC3N4C
Control - Code 32(612B1543)
Code 59(612B1786)

12JC-3R/4288P (Cont.)

Code 148(612C2656)
Code 221(625A632)
Engine - Spec P
*159A799 Fuel Tank Assy.
*405A1424 Housing Assy.
*140K893 Carb. Air Heater Kit

12JC-3R/4311K

Generator - 10JC3N1C
Control - Code 24(W.D.612C1476)
Code 212(W.D.625A423)

Engine - Spec K

*143B243 Carburetor (Gas)

12JC-3R/4311L

Generator - 10JC3N1C
Control - Code 100(W.D.612C2243)
Code 212(W.D.625A423)

Engine - Spec L

*143B318 Carburetor (Gas)

12JC-3R/4388L

Generator - 10JC3N1C
Control - Code 32(W.D.612B1543)
Code 96(W.D.612C2239)
Code 208(W.D.625A23)
Code 212(W.D.625A423)

Engine - Spec L

*159B760 Reservoir Tank Assy.
*405A1423 Housing Assy.
102B549 Oil Base
333B102 Oil Base Heater
333B88 Heater Box
333A87 Heater Box Cover
508A100 Heater Box Grommet
309A168 Heater Thermostat

12JC-3R/4397L

Generator - 10JC3N1C
Control - Code 96(W.D.612C2239)
Code 212(W.D.625A423)

Engine - Spec L

*143B307 Carburetor (Gas-Gaso.)
*134D1234 Air Shutter Assy.

12JC-3R/4431L

Generator - 10JC3N1C
Control - Code 32(W.D.612B1543)
Code 33(W.D.612B1548)
Code 111(W.D.612C2294)
Code 212(W.D.625A423)

Engine - Spec L

*159A799 Fuel Tank Assy.
*405A1422 Housing Assy.
*140K677 Oil Bath Air Cleaner Kit

12JC-3R/4441L

Generator - 10JC3N1C
Control - Code 32(W.D.612B1543)
Code 59(W.D.612B1786)
Code 100(W.D.612C2243)
Code 212(W.D.625A423)

Engine - Spec L

*405A1422 Housing Assy.
102B549 Oil Base
333B102 Oil Base Heater
333B88 Heater Box

12JC-3R/4441L (Cont.)

333A87 Heater Box Cover
508A100 Heater Box Grommet
309A168 Heater Thermostat

12JC-3R/4477L

Generator - 10JC3N1C
Control - Code 100(W.D.612C2243)
Code 212(W.D.625A423)

Engine - Spec L

134D1602 Air Outlet Duct

12JC-3R/4480P

Generator - 10JC3N4C
Control - Code 148(W.D.612C2656)
Code 185(W.D.615B232)
Code 221(W.D.625A632)

Engine - Spec P

*143B318 Carburetor (Gas)

12JC-3R/4493L

Generator - 10JC3N1C
Control - Code 32(W.D.612B1543)
Code 59(W.D.612B1786)
Code 96(W.D.612C2239)
Code 212(W.D.625A423)

Engine - Spec L

*159A799 Fuel Tank Assy.
*405A1422 Housing Assy.
*140K661 Carb. Air Heater Kit

12JC-3R/4497L

Generator - 10JC/70
Control - Code 32(W.D.612B1543)
Code 35(W.D.612B1559)
Code 114(W.D.612C2329)
Code 212(W.D.625A423)

Engine - Spec L

*405A1424 Housing Assy.

12JC-3R/4514L

Generator - 10JC/70
Control - Code 114(W.D.612C2329)
Code 173(W.D.615B198)
Code 212(W.D.625A423)

Engine - Spec L

*143B307 Carburetor (Gas-Gaso.)
*134D1234 Air Shutter Assy.

12JC-3R/4531P

Generator - 10JC3N4C
Control - Code 35(W.D.612B1559)
Code 164(W.D.612C2762)
Code 32(W.D.612B1543)
Code 221(W.D.625A632)

Engine - Spec P

*405A1422 Housing Assembly
*159A799 Fuel Tank Assy.

12JC-3R/4550L

Generator - 10JC3N1C
Control - Code 32(W.D.612B1543)
Code 96(W.D.612C2239)
Code 208(W.D.625A23)
Code 212(W.D.625A423)

Engine - Spec L

*159A799 Fuel Tank Assy.
*405A1423 Housing Assy.

* Refer to Accessory Section for Component Parts.

MODEL DATA SECTION

23

12JC-3R/4550L (Cont.)

102B549 Oil Base
333B102 Oil Base Heater
333B88 Heater Box
333A87 Heater Box Cover
508A100 Heater Box Grommet
309A168 Heater Thermostat

12JC-3R/4558L

Generator - 10JC3N1C
Control - Code 111(612C2294)
Code 212(625A423)
Engine - Spec L
*143B307 Carburetor (Gas-Gaso.)

12JC-3R/4582L

Generator - 10JC/70
Control - Code 32(W.D.612B1543)
Code 33(W.D.612B1548)
Code 114(W.D.612C2329)
Code 212(W.D.625A423)
Engine - Spec L
*143B318 Carburetor (Gas)
*405A1424 Housing Assy.

12JC-3R/4598L

Generator - 10JC3N1C
Control - Code 32(W.D.612B1543)
Code 59(W.D.612B1786)
Code 111(W.D.612C2294)
Code 212(W.D.625A423)
Engine - Spec L
*159A799 Fuel Tank Assy.
*405A1424 Housing Assy.

12JC-3R/4601L

Generator - 10JC3N1C
Control - Code 32(W.D.612B1543)
Code 100(W.D.612C2243)
Code 208(W.D.625A23)
Code 212(W.D.625A423)
Engine - Spec L
*143B307 Carburetor (Gas-Gaso.)
*405A1423 Housing Assy.
*159A799 Fuel Tank Assy.
140K661 Carb. Air Heater Kit
102B549 Oil Base
333B102 Oil Base Heater
333B88 Heater Box
333A87 Heater Box Cover
508A100 Heater Box Grommet
309A168 Heater Thermostat

12JC-3R/4710L

Generator - 10JC3N1C
Control - Code 32(W.D.612B1543)
Code 59(W.D.612B1786)
Code 100(W.D.612C2243)
Code 212(W.D.625A423)
Engine - Spec L
*143B318 Carburetor (Gas)
*405A1424 Housing Assy.

12JC-3R/4736L

Generator - 10JC3N1C
Control - Code 96(W.D.612C2239)
Code 212(W.D.625A423)
Engine - Spec L
*159B760 Reservoir Tank Assy.

12JC-3R/4736L (Cont.)

*134D1613 Air Shutter Assy.

12JC-3R/4749L

Generator - 10JC3N1C
Control - Code 100(W.D.612C2243)
Code 208(W.D.625A23)
Code 212(W.D.625A423)
Engine - Spec L
*143B318 Carburetor (Gas)
134D1602 Air Outlet Duct
102B549 Oil Base
333B102 Oil Base Heater
333B88 Heater Box
333A87 Heater Box Cover
508A100 Heater Box Grommet
309A168 Heater Thermostat
309P196 Hi-Temp. Cut-Off
Switch
309A195 Hi-Temp. Switch
Bracket
508A126 Hi-Temp. Switch In-
sulating Washer
508A127 Hi-Temp. Switch In-
sulating Bushing
332A876 Hi-Temp. Switch
Terminal

12JC-3R/4757L

Generator - 10JC3N1C
Control - Code 100(W.D.612C2243)
Code 203(W.D.615B285)
Code 208(W.D.625A23)
Code 212(W.D.625A423)

Engine - Spec L
*143B307 Carburetor (Gas-Gaso.)
134D1602 Air Outlet Duct
102B549 Oil Base
333B102 Oil Base Heater
333B88 Heater Base
333A87 Heater Base Cover
508A100 Heater Base Grommet
309A168 Heater Thermostat
309P196 Hi-Temp. Cut-Off
Switch
309A195 Hi-Temp. Switch
Bracket
508A126 Hi-Temp. Switch In-
sulating Washer
508A127 Hi-Temp. Switch In-
sulating Bushing
332A876 Hi-Temp. Switch
Terminal

12JC-3R/4758L

Generator - 10JC3N1C
Control - Code 100(W.D.612C2243)
Code 203(W.D.615B285)
Code 208(W.D.625A23)
Code 212(W.D.625A423)

Engine - Spec L
*143B307 Carburetor (Gas-Gaso.)
134D1602 Air Outlet Duct
102B549 Oil Base
333B102 Oil Base Heater
333B88 Heater Box
333A87 Heater Box Cover
508A100 Heater Box Grommet
309A168 Heater Thermostat

12JC-3R/4758L (Cont.)

309P196 Hi-Temp. Cut-Off
Switch
309A195 Hi-Temp. Switch Bracket
508A126 Hi-Temp. Switch In-
sulating Washer
508A127 Hi-Temp. Switch In-
sulating Bushing
332A876 Hi-Temp. Switch
Terminal
*123K748 Oil Level Maintainer Kit.

12JC-3R/4812L

Generator - 10JC3N1C
Control - Code 100(W.D.612C2243)
Code 212(W.D.625A423)
Engine - Spec L
*143B318 Carburetor (Gas)
140P721 Air Cleaner
140C645 Air Cleaner Adapter
140P722 Air Cleaner Band (2)
140B720 Air Cleaner Mounting
Bracket
503P419 Air Cleaner Elbow-
Rubber
503P365 Air Cleaner Hose Clamp
(3)
140A852 Air Cleaner Hose Support
140B741 Air Cleaner Air Inlet
Tube
503P82 Air Cleaner Hose - 12"

12JC-3R/4960L

Generator - 10JC3N1C
Control - Code 32(W.D.612B1543)
Code 59(W.D.612B1786)
Code 96(W.D.612C2239)
Code 208(W.D.625A23)
Code 212(W.D.625A423)
Engine - Spec L
*159A799 Fuel Tank Assy.
*405A1423 Housing Assy.
102B549 Oil Base
333B102 Oil Base Heater
333B88 Heater Box
333A87 Heater Box Cover
508A100 Heater Box Grommet
309A168 Heater Thermostat

12JC-3R/4966L

Generator - 10JC/70
Control - Code 114(W.D.612C2329)
Code 208(W.D.625A23)
Code 212(W.D.625A423)

Engine - Spec L
*143B318 Carburetor (Gas)
102B549 Oil Base
333B102 Oil Base Heater
333B88 Heater Box
333A87 Heater Box Cover
508A100 Heater Box Grommet
309A168 Heater Thermostat
309P196 Hi-Temp. Cut-Off
Switch
309A195 Hi-Temp. Switch Bracket
508A126 Hi-Temp. Switch In-
sulating Washer
508A127 Hi-Temp. Switch In-
sulating Bushing

* Refer to Accessory Section for Component Parts.

MODEL DATA SECTION

12JC-3R/4966L (Cont.)

332A876 Hi-Temp. Switch
Terminal

12JC-3R/4970L

Generator - 10JC3N1C
Control Code 32(W.D.612B1543)
Code 100(W.D.612C2243)
Code 208(W.D.625A23)
Code 212(W.D.625A423)
Engine - Spec L
*143B307 Carburetor (Gas-Gaso.)
*405A1423 Housing Assy.
102B549 Oil Base
333B102 Oil Base Heater
333B88 Heater Box
333A87 Heater Box Cover
508A100 Heater Box Grommet
309A168 Heater Thermostat

12JC-3R/4972L

Generator - 10JC/173
333P59 Space Heater - 120V.
309P128 Spacer Heater Thermostat
Control - Code 100(W.D.612C2243)
Code 185(W.D.615B232)
Code 212(W.D.625A423)
Code 220(W.D.625A610)
Engine - Spec L
134D1602 Air Outlet Duct

12JC-3R/5012L

Generator - 10JC/70
Control - Code 135(W.D.612C2542)
Code 173(W.D.615B198)
Code 208(W.D.625A23)
Code 212(W.D.625A423)
Engine - Spec L
102B549 Oil Base
333B102 Oil Base Heater
333B88 Heater Box
333A87 Heater Box Cover
508A100 Heater Box Grommet
309A168 Heater Thermostat
134D1602 Air Outlet Duct
309P206 Hi-Temp. Cut-Off
Switch
508A127 Hi-Temp. Switch In-
sulator Washer (2)
508A126 Hi-Temp. Switch In-
sulator Sleeve
332A876 Hi-Temp. Switch
Terminal
309A195 Hi-Temp. Switch
Bracket
*123K748 Oil Level Maintainer
Kit
*159B760 Reservoir Tank Assy.
403B661 Skid Base
416A501 Battery Bracket (2)
416B502 Battery Hold-down
Frame
416B522 Battery Support Plate
520A490 Battery Hold-down
Stud (2)

12JC-3R/5018L

Generator - 10JC3N1C
Control - Code 100(W.D.612C2243)
Code 208(W.D.625A23)
Code 218(W.D.625A423)
Engine - Spec L
*143B318 Carburetor (Gas)
102B549 Oil Base
333B102 Oil Base Heater
333B88 Heater Box
333A87 Heater Box Cover
508A100 Heater Box Grommet
309A168 Heater Thermostat
134D1602 Air Outlet Duct

12JC-3R/5031L

Generator - 10JC3N1C
Control - Code 100(W.D.612C2243)
Code 191(W.D.615B244)
Code 212(W.D.625A423)
Engine - Spec L

12JC-3R/5063L

Generator - 10JC3N1C
Control - Code 96(W.D.612C2239)
Code 208(W.D.625A23)
Code 212(W.D.625A423)
Engine - Spec L
*143B318 Carburetor (Gas)
102B549 Oil Base
333B102 Oil Base Heater
333B88 Heater Box
333A87 Heater Box Cover
508A100 Heater Box Grommet
309A168 Heater Thermostat
134D1602 Air Outlet Duct

12JC-3R/5119L

Generator - 10JC3N1C
Control - Code 100(W.D.612C2243)
Code 173(W.D.615B198)
Code 208(W.D.625A23)
Code 212(W.D.625A423)
Engine - Spec L
*143B307 Carburetor (Gas-Gaso.)
102B549 Oil Base
333B102 Oil Base Heater
333B88 Heater Box
333A87 Heater Box Cover
508A100 Heater Box Grommet
309A168 Heater Thermostat
309P196 Hi-Temp. Cut-Off
Switch
309A195 Hi-Temp. Switch
Bracket
508A126 Hi-Temp. Switch In-
sulating Washer
508A127 Hi-Temp. Switch In-
sulating Bushing
332A876 Hi-Temp. Switch
Terminal

12JC-3R/5123L

Generator - 10JC3N1C
Control - Code 100(W.D.612C2243)
Code 173(W.D.615B198)
Code 212(W.D.625A423)

12JC-3R/5123L (Cont.)

Engine - Spec L
*143B318 Carburetor (Gas)
134D1602 Air Outlet Duct

12JC-3R/5226L

Generator - 10JC/70
Control - Code 32(W.D.612B1543)
Code 38(W.D.612B1626)
Code 114(W.D.612C2329)
Code 212(W.D.625A423)
Engine - Spec L
*405A1424 Housing Assy.

12JC-3R/5248L

Generator - 10JC/70
Control - Code 32(W.D.612B1543)
Code 38(W.D.612B1626)
Code 114(W.D.612C2329)
Code 208(W.D.625A23)
Code 212(W.D.625A423)
Engine - Spec L
*405A1422 Housing Assy.
102B549 Oil Base
333B102 Oil Base Heater
333B88 Heater Box
333A87 Heater Box Cover
508A100 Heater Box Grommet
309A168 Heater Thermostat
309P196 Hi-Temp. Cut-Off
Switch
309A195 Hi-Temp. Switch
Bracket
508A126 Hi-Temp. Switch In-
sulating Washer
508A127 Hi-Temp. Cut-Off In-
sulating Bushing
332A876 Hi-Temp. Cut-Off
Terminal

12JC-3R/5330L

Generator - 10JC3N1C
Control - Code 115(W.D.612C2338)
Code 212(W.D.625A423)
Engine - Spec L
140P721 Air Cleaner
140C645 Air Cleaner Adaptor
140P722 Air Cleaner Band (2)
140B720 Air Cleaner Mounting
Bracket
503P419 Air Cleaner Elbow -
Rubber
503P365 Air Cleaner Hose Clamp
(3)
140A852 Air Cleaner Hose
Support
140B740 Air Cleaner Air Inlet
Tube
503-330 Air Cleaner Hose
140P723 Carb. Air Pre-Cleaner

12JC-3R/5349L

Generator - 10JC3N1C
Control - Code 32(W.D.612B1543)
Code 33(W.D.612B1548)
Code 100(W.D.612C2243)
Code 208(W.D.625A23)
Code 212(W.D.625A423)

* Refer to Accessory Section for Component Parts.

MODEL DATA SECTION

25

12JC-3R/5349L (Cont.)

Engine - Spec L

*159A799 Fuel Tank Assy.
*405A1424 Housing Assy.
102B549 Oil Base
333B102 Oil Base Heater
333B88 Heater Box
333A87 Heater Box Cover
508A100 Heater Box Grommet
309A168 Heater Thermostat

12JC-3R/5356P

Generator - 10JC3N4C

Control - Code 32(W.D.612B1543)
Code 147(W.D.612C2655)
Code 221(W.D.625A632)

Engine - Spec P

*143B318 Carburetor (Gas)
*405A1421 Housing Assy.
155P360 Muffler
140A78 Muffler Mounting Bands (2)
155A949 Flex. Exhaust Tube

12JC-3R/5373L

Generator - 10JC3N1C

Control Code 100(W.D.612C2243)
Code 208(W.D.625A23)
Code 212(W.D.625A423)

Engine - Spec L

*143B307 Carburetor (Gas-Gaso.)
*123K748 Oil Level Maintainer Kit

134D1602 Air Outlet Duct
102B549 Oil Base
333B102 Oil Base Heater
333B88 Heater Box
333A87 Heater Box Cover
508A100 Heater Box Grommet
309A168 Heater Thermostat
309P196 Hi-Temp. Cut-Off Switch
309A195 Hi-Temp. Switch Bracket
508A126 Hi-Temp. Switch Insulating Washer
508A127 Hi-Temp. Switch Insulating Bushing
332A876 Hi-Temp. Switch Terminal

12JC-3R/5393L

Generator - 10JC3N1C

Control - Code 131(W.D.612C2488)
Code 212(W.D.625A423)

Engine - Spec L

309P206 Hi-Temp. Cut-Off Switch
309A195 Hi-Temp. Switch Bracket
508A126 Hi-Temp. Switch Insulating Washer
508A127 Hi-Temp. Switch Insulating Bushing
332A876 Hi-Temp. Switch Terminal

12JC-3R/5393P

Generator - 10JC3N4C

Control - Code 158(W.D.612C2734)
Code 221(W.D.625A632)

12JC-3R/5393P (Cont.)

Engine - Spec P

309P206 Hi-Temp. Cut-Off Switch
309A195 Hi-Temp. Switch Bracket
508A126 Hi-Temp. Switch Insulating Washer
508A127 Hi-Temp. Switch Insulating Bushing
332A876 Hi-Temp. Switch Terminal

12JC-3R/5405L

Generator - 10JC3N1C

Control Code 32(W.D.612B1543)
Code 35(W.D.612B1559)
Code 100(W.D.612C2243)
Code 212(W.D.625A423)

Engine - Spec L

*405A1424 Housing Assy.
*140K893 Carb. Air Heater Kit

12JC-3R/5449P

Generator - 10JC3N4C

Control Code 148(W.D.612C2656)
Code 185(W.D.615B232)
Code 221(W.D.625A632)

Engine - Spec P

*143B318 Carburetor (Gas)

12JC-3R/5486P

Generator - 10JC3N4C

Control - Code 163(W.D.612C2759)
Code 221(W.D.625A632)

Engine - Spec P

309P196 Hi-Temp. Switch
309A195 Hi-Temp. Switch Bracket
508A126 Hi-Temp. Switch Insulating Washer (2)
508A127 Hi-Temp. Switch Insulating Sleeve
332A876 Hi-Temp. Switch Terminal

12JC-3R/5487P

Generator - 10JC3N4C

Control Code 148(W.D.612C2656)
Code 37(W.D.612B1626)
Code 32(W.D.612B1543)
Code 221(W.D.625A632)

Engine - Spec P

*405A1422 Housing Assembly
*140K893 Carb. Air Heater Kit
309P196 Hi-Temp. Switch
309A195 Hi-Temp. Switch Bracket
508A126 Hi-Temp. Switch Insulating Washer [2]
508A127 Hi-Temp. Switch Insulating Sleeve
332A876 Hi-Temp. Switch Terminal

12JC-3R/5527P

Generator - 10JC3N4C

Control - Code 148(W.D.612C2656)

12JC-3R/5527P (Cont.)

Code 185(W.D.615B232)
Code 208(W.D.625A23)
Code 221(W.D.625A632)

Engine - Spec P

102B549 Oil Base
333B102 Oil Base Heater
333B88 Heater Box
333A87 Heater Box Cover
508A100 Heater Box Grommet
309A168 Heater Thermostat
*159B760 Reservoir Tank Assy.
309P196 Hi-Temp. Switch
309A195 Hi-Temp. Switch Bracket
508A126 Hi-Temp. Switch Insulating Washer (2)
508A127 Hi-Temp. Switch Insulating Sleeve
332A876 Hi-Temp. Switch Terminal

12JC-3R/5606P

Generator - 10JC3N4C

Control - Code 32(W.D.612B1543)
Code 35(W.D.612C1559)
Code 147(W.D.612C2655)
Code 221(W.D.625A632)

Engine - Spec P

*143B318 Carburetor (Gas)
*405A1422 Housing Assy.
155P360 Muffler
140A78 Muffler Mtg. Bands (2)
155A949 Flex. Exhaust Tube

12JC-3R/5632P

Generator - 10JC3N4C

Control - Code 32(W.D.612B1543)
Code 148(W.D.612C2656)
Code 208(W.D.625A23)
Code 221(W.D.625A632)

Engine - Spec P

*143B307 Carburetor (Gas-Gaso.)
*405A1423 Housing Assy.
*159A799 Fuel Tank Assy.
102B549 Oil Base
333B102 Oil Base Heater
333B88 Heater Box
333A87 Heater Box Cover
508A100 Heater Box Grommet
309A168 Heater Thermostat

12JC-3R/5649P

Generator - 12.5JC/236

Control - Code 172(W.D.612C2828)
Code 173(W.D.615B198)
Code 223(W.D.625A711)

Engine - Spec P

309P206 Hi-Temp. Cut-Off Switch
309A195 Hi-Temp. Switch Bracket
508A126 Hi-Temp. Switch Insulating Washer
508A127 Hi-Temp. Switch Insulating Bushing
332A876 Hi-Temp. Switch Terminal
403B661 Skid Base
416B501 Battery Bracket (2)
416B502 Battery Hold-down Frame
520A490 Battery Hold-down Stud(2)

* Refer to Accessory Section for Component Parts.

MODEL DATA SECTION

12JC-3R/5649P (Cont.)

416B522 Battery Support Plate

12JC-3R17/710L

Generator - 15JC3N1C

Control - Code 96(W.D.612C2239)
Code 174(W.D.615B199)
Code 212(W.D.625A423)

Engine - Spec L

*134D1613 Air Shutter Assy.
*140K893 Carb. Air Heater Kit

12JC-3R17/1031G

Generator - 15JC3N1C

Control - Code 10(W.D.612C1250)
Code 32(W.D.612B1543)
Code 38(W.D.612B1626)
Code 212(W.D.625A423)

Engine - Spec G

*405A1334 Housing Assy.
*140K661 Carb. Air Heater Kit
*159A799 Fuel Tank Assy.

12JC-3R17/1031H

Generator - 15JC3N1C

Control - Code 10(W.D.612C1250)
Code 32(W.D.612B1543)
Code 38(W.D.612B1626)
Code 212(W.D.625A423)

Engine - Spec H

*405A1334 Housing Assy.
*159A799 Fuel Tank Assy.
*140K661 Carb. Air Heater Kit

12JC-3R17/1041J

Generator - 15JC3N1C

Control - Code 10(W.D.612C1250)
Code 32(W.D.612B1543)
Code 212(W.D.625A423)

Engine - Spec J

*159A799 Fuel Tank Assy.
*405A1353 Housing Assy.
*140K661 Carb. Air Heater Kit

12JC-3R17/1140K

Generator - 15JC3N1C

Control - Code 10(W.D.612C1250)
Code 32(W.D.612B1543)
Code 59(W.D.612B1786)
Code 212(W.D.625A423)

Engine - Spec K

*159A799 Fuel Tank Assy.
*140K661 Carb. Air Heater Kit
*405A1424 Housing Assy.

12JC-3R17/1140L

Generator - 15JC3N1C

Control - Code 32(W.D.612B1543)
Code 59(W.D.612B1786)
Code 96(W.D.612C2239)
Code 212(W.D.625A423)

Engine - Spec L

*159A799 Fuel Tank Assy.
*140K893 Carb. Air Heater Kit
*405A1424 Housing Assy.

12JC-3R17/3398H

Generator - 15JC3N1C

Control - Code 10(W.D.612C1250)

12JC-3R17/3398H (Cont.)

Code 32(W.D.612B1543)
Code 38(W.D.612B1626)
Code 212(W.D.625A423)

Engine - Spec H

*159A799 Fuel Tank Assy.
*405A1354 Housing Assy.
*140K661 Carb. Air Heater Kit

12JC-3R17/3398J

Generator - 15JC3N1C

Control - Code 10(W.D.612C1250)
Code 32(W.D.612B1543)
Code 38(W.D.612B1626)
Code 212(W.D.625A423)

Engine - Spec J

*159A799 Fuel Tank Assy.
*405A1354 Housing Assy.
*140K661 Carb. Air Heater Kit

12JC-3R17/3941K

Generator - 15JC3N1C

Control - Code 10(W.D.612C1250)
Code 32(W.D.612B1543)
Code 33(W.D.612B1548)
Code 212(W.D.625A423)

Engine - Spec K

*159A799 Fuel Tank Assy.
*140K661 Carb. Air Heater Kit
*405A1424 Housing Assy.

12JC-3R17/3994K

Generator - 15JC3N1C

Control - Code 10(W.D.612C1250)
Code 212(W.D.625A423)

Engine - Spec K

*159A799 Fuel Tank Assy.
*140K661 Carb. Air Heater Kit
*405A1423 Housing Assy.

12JC-3R17/4148K

Generator - 15JC3N1C

Control - Code 10(W.D.612C1250)
Code 32(W.D.612B1543)
Code 38(W.D.612B1626)
Code 212(W.D.625A423)

Engine - Spec K

*159A799 Fuel Tank Assy.
*140K661 Carb. Air Heater Kit
*405A1424 Housing Assy.

12JC-3R31/2468M

Generator - 10JC3N4C

Control - Code 121(W.D.612C2402)
Code 221(W.D.625A632)

Engine - Spec M

*143B318 Carburetor (Gas)
307P312 Supply Line Fuel Solenoid Valve - Electric
149-558 Supply Line Fuel Strainer
104B477 Crankshaft
134B1446 Flywheel & Hub
134B1486 Flywheel Only
112A106 Piston & Pin Assy.
(4)

103C252 Gear Cover Assy.
103D225 Gear Cover Backplate

12JC-3R31/2468M (Cont.)

103C231 Gear Cover Gasket
*191B453 Starter Motor - Incl.
Gear

191A457 Idler Gear Assy.

191A342 Idler Gear Base & Shaft

518-196 Idler Gear Retaining Ring

526-175 Idler Gear Thrust Washer

191B354 Crankshaft Gear & Clutch

307B845 Start Solenoid

306A195 Start Solenoid Bracket

336A1199 Starter to Solenoid Cable

134D1602 Air Outlet Duct

12JC-3R31/2468M

Generator - 10JC3N4C

Control - Code 121(W.D.612C2402)
Code 221(W.D.625A632)

Engine - Spec M

*143B318 Carburetor (Gas)

307P312 Supply Line Fuel Solenoid Valve - Electric

149-558 Supply Line Fuel Strainer

104B477 Crankshaft

134B1446 Flywheel & Hub

134B1486 Flywheel Only

103C252 Gear Cover Assy.

103D225 Gear Cover Backplate

103C231 Gear Cover Gasket

*191B453 Starter Motor - Incl.
Gear

191A457 Idler Gear Assy.

191A342 Idler Gear Base & Shaft

518-196 Idler Gear Retaining Ring

526-175 Idler Gear Thrust Washer

191B354 Crankshaft Gear & Clutch

307B845 Start Solenoid

306A195 Start Solenoid Bracket

336A1199 Starter to Solenoid Cable

134D1602 Air Outlet Duct

12JC-3R31/2488K

Generator - 10JC3N1C

Control - Code 83(W.D.612C2066)
Code 174(W.D.615B199)
Code 212(W.D.625A423)

Engine - Spec K

*143B243 Carburetor (Gas)

307P312 Supply Line Fuel Solenoid Valve - Electric

149-558 Supply Line Fuel Strainer

104B477 Crankshaft

134B1446 Flywheel & Hub

134B1486 Flywheel Only

103C252 Gear Cover Assy.

103D225 Gear Cover Backplate

103C231 Gear Cover Gasket

*191B453 Starter Motor - Incl.
Gear

* Refer to Accessory Section for Component Parts.

MODEL DATA SECTION

27

12JC-3R131/2488K (Cont.)

191A457 Idler Gear Assy.
191A342 Idler Gear Base & Shaft
518-196 Idler Gear Retaining Ring
526-175 Idler Gear Thrust Washer
191B354 Crankshaft Gear & Clutch
307B40 Start Solenoid
306A195 Start Solenoid Bracket
336A1391 Starter to Solenoid Lead
134D1602 Air Outlet Duct

12JC-3RV/1J

Generator - 10JC3N1C
Control - Code 10(W.D.612C1250)
Code 212(W.D.625A423)
Engine - Spec J
Vacu-Flo Cooled

12JC-3RV/1K

Generator - 10JC3N1C
Control - Code 10(W.D.612C1250)
Code 212(W.D.625A423)
Engine - Spec K
Vacu-Flo Cooling

12JC-3RV/1L

Generator - 10JC3N1C
Control - Code 96(W.D.612C2239)
Code 212(W.D.625A423)
Engine - Spec L
Vacu-Flo Cooling

12JC-3RV/1P

Generator - 10JC3N4C
Control - Code 147(W.D.612C2655)
Code 221(W.D.625A632)
Engine - Spec P
Vacu-Flo Cooling

12JC-3RV/12L

Generator - 10JC3N1C
Control - Code 96(W.D.612C2239)
Code 212(W.D.625A423)
Engine - Spec L
Vacu-Flo Cooled
*143B307 Carburetor (Gas-Gaso.)

12JC-3RV/12P

Generator - 10JC3N4C
Control - Code 147(W.D.612C2655)
Code 221(W.D.625A632)
Engine - Spec P
Vacu-Flo Cooled
*143B307 Carburetor (Gas-Gaso.)

12JC-3RV/13L

Generator - 10JC3N1C
Control - Code 96(W.D.612C2239)
Code 212(W.D.625A423)
Engine - Spec L
Vacu-Flo Cooled
*143B318 Carburetor (Gas)

12JC-3RV/13P

Generator - 10JC3N4C
Control - Code 147(W.D.612C2655)
Code 221(W.D.625A632)
Engine - Spec P
Vacu-Flo Cooled
*143B318 Carburetor (Gas)

12JC-3RV/55J

Generator - 10JC3N1C
Control - Code 24(W.D.612C1476)
Code 221(W.D.625A423)
Engine - Spec J
Vacu-Flo Cooled
*143B229 Carburetor (Gas-Gaso.)

12JC-3RV/55K

Generator - 10JC3N1C
Control - Code 24(W.D.612C1476)
Code 212(W.D.625A423)
Engine - Spec K
Vacu-Flo Cooled
*143B229 Carburetor (Gas-Gaso.)

12JC-3RV/96J

Generator - 10JC3N1C
Control - Code 24(W.D.612C1476)
Code 212(W.D.625A423)
Engine - Spec J
Vacu-Flo Cooled

12JC-3RV/96K

Generator - 10JC3N1C
Control - Code 24(W.D.612C1476)
Code 212(W.D.625A423)
Engine - Spec K
Vacu-Flo Cooled

12JC-3RV/96L

Generator - 10JC3N1C
Control - Code 100(W.D.612C2243)
Code 212(W.D.625A423)
Engine - Spec L
Vacu-Flo Cooled

12JC-3RV/96P

Generator - 10JC3N4C
Control - Code 148(W.D.612C2656)
Code 221(W.D.625A632)
Engine - Spec P
Vacu-Flo Cooled

12JC-3RV17/1K

Generator - 15JC3N1C
Control - Code 10(W.D.612C1250)
Code 212(W.D.625A423)
Engine - Spec K
Vacu-Flo Cooled

12JC-3RV31/1M

Generator - 10JC3N4C
Control - Code 121(W.D.612C2402)
Code 221(W.D.625A632)
Engine - Spec M
Vacu-Flo Cooled
*143B318 Carburetor (Gas)
307P312 Supply Line Fuel Solenoid Valve-Elec.

12JC-3RV31/1M (Cont.)

149-558 Supply Line Fuel Strainer
104B477 Crankshaft
112A106 Piston & Pin Assy. (4)
103C252 Gear Cover Assy.
103D225 Gear Cover Backplate
103C231 Gear Cover Gasket
*191B453 Starter Motor - Incl. Gear
191A457 Idler Gear Assy.
191A342 Idler Gear Base & Shaft
518-196 Idler Gear Retaining Ring
526-175 Idler Gear Thrust Washer
191B354 Crankshaft Gear & Clutch
307B845 Start Solenoid
306A195 Start Solenoid Bracket
336A1199 Starter to Solenoid Cable

12JC-3RV/382P

Generator - 10JC3N4C
Control - Code 147(W.D.612C2655)
Code 221(W.D.625A632)
Engine - Spec P
Vacu-Flo Cooled

12JC-3RV/862L

Generator - 10JC3N1C
Control - Code 100(W.D.612C2243)
Code 208(W.D.625A23)
Code 212(W.D.625A423)
Engine - Spec L
Vacu-Flo Cooled
*143B318 Carburetor (Gas)
102B549 Oil Base
333B102 Oil Base Heater
333B88 Heater Box
333A87 Heater Box Cover
508A100 Heater Box Grommet
309A168 Heater Thermostat

12JC-3RV/862P

Generator - 10JC3N4C
Control - Code 147(W.D.612C2655)
Code 208(W.D.625A23)
Code 221(W.D.625A632)
Engine - Spec P
Vacu-Flo Cooled
102B549 Oil Base
333B102 Oil Base Heater
333B88 Heater Box
333A87 Heater Box Cover
508A100 Heater Box Grommet
309A168 Heater Thermostat
*143B318 Carburetor (Gas)

12JC-3RV/931L

Generator - 10JC3N1C
Control - Code 96(W.D.612C2239)
Code 185(W.D.615B232)
Code 212(W.D.625A423)
Engine - Spec L
Vacu-Flo Cooled
*143B307 Carburetor (Gas-Gaso.)

* Refer to Accessory Section for Component Parts.

MODEL DATA SECTION

12JC-3RV/1203P

Generator - 10JC3N4C
Control - Code 147(W.D.612C2655)
Code 221(W.D.625A632)
Engine - Spec P
Vacu-Flo Cooled
*143B318 Carburetor (Gas)
403B661 Skid Base
416A501 Battery Bracket (2)
416B502 Battery Hold-down
Frame
520A490 Battery Hold-down
Stud (2)
416B522 Battery Support Plate

12JC-3RV/1676K

Generator - 10JC3N1C
Control - Code 10(W.D.612C1250)
Code 212(W.D.625A423)
Engine - Spec K
Vacu-Flo Cooled

12JC-3RV/1676L

Generator - 10JC3N1C
Control - Code 96(W.D.612C2239)
Code 212(W.D.625A423)
Engine - Spec L
Vacu-Flo Cooled

12JC-3RV/2055L

Generator - 10JC3N1C
Control - Code 100(W.D.612C2243)
Code 208(W.D.625A23)
Code 212(W.D.625A423)
Engine - Spec L
Vacu-Flo Cooled

*143B318 Carburetor (Gas)
102B549 Oil Base
333B102 Oil Base Heater
333B88 Heater Box
333A87 Heater Box Cover
508A100 Heater Box Grommet
309A168 Heater Thermostat

12JC-3RV/2165J

Generator - 10JC3N1C
Control - Code 26(W.D.612C1478)
Code 212(W.D.625A423)
Engine - Spec J
Vacu-Flo Cooled

12JC-3RV/2165K

Generator - 10JC3N1C
Control - Code 26(W.D.612C1478)
Code 212(W.D.625A423)
Engine - Spec K
Vacu-Flo Cooled

12JC-3RV/2198L

Generator - 10JC3N1C
Control - Code 100(W.D.612C2243)
Code 212(W.D.625A423)
Engine - Spec L
Vacu-Flo Cooled
309P162 Hi-Temp. Cut-Off Switch
338A337 Hi-Temp. Switch Wiring
Harness

12JC-3RV/2290L

Generator - 10JC3N1C
Control - Code 96(W.D.612C2239)
Code 212(W.D.625A423)
Engine - Spec L
Vacu-Flo Cooled

12JC-3RV/2320K

Generator - 10JC3N1C
Control - Code 10(W.D.612C1250)
Code 212(W.D.625A423)
Engine - Spec K
Vacu-Flo Cooled
*143B243 Carburetor (Gas)

12JC-3RV/2489K

Generator - 10JC3N1C
Control - Code 24(W.D.612C1476)
Code 208(W.D.625A23)
Code 212(W.D.625A423)
Engine - Spec K

Vacu-Flo Cooled
*143B243 Carburetor (Gas)
102B549 Oil Base
333B102 Oil Base Heater
333B88 Heater Box
333A87 Heater Box Cover
508A100 Heater Box Grommet
309A168 Heater Thermostat
309A162 Hi-Temp. Cut-Off
Switch

12JC-3RV/2489L

Generator - 10JC3N1C
Control - Code 100(W.D.612C2243)
Code 208(W.D.625A23)
Code 212(W.D.625A423)
Engine - Spec L

Vacu-Flo Cooled
*143B318 Carburetor (Gas)
102B549 Oil Base
333B102 Oil Base Heater
333B88 Heater Box
333A87 Heater Box Cover
508A100 Heater Box Grommet
309A168 Heater Thermostat
309A162 Hi-Temp. Cut-Off
Switch
338A337 Hi-Temp. Switch
Wiring Harness

12JC-3RV/2489P

Generator - 10JC3N4C
Control - Code 148(W.D.612C2656)
Code 208(W.D.625A23)
Code 221(W.D.625A632)
Engine - Spec P

Vacu-Flo Cooled
102B549 Oil Base
333B102 Oil Base Heater
333B88 Heater Box
333A87 Heater Box Cover
508A100 Heater Box Grommet
309A168 Heater Thermostat
*143B318 Carburetor (Gas)
309P162 Hi-Temp. Switch
338A337 Hi-Temp. Switch
Wiring Harness

12JC-3RV/2888L

Generator - 10JC3N1C
Control - Code 96(W.D.612C2239)
Code 212(W.D.625A423)
Engine - Spec L
Vacu-Flo Cooled
*140K677 Oil Bath Air Cleaner Kit

12JC-3RV/2896L

Generator - 10JC3N1C
Control - Code 100(W.D.612C2243)
Code 212(W.D.625A423)
Engine - Spec L
Vacu-Flo Cooled
*143B318 Carburetor (Gas)
309P162 Hi-Temp. Cut-Off
Switch
338A337 Hi-Temp. Switch Wiring
Harness

12JC-3RV/2897L

Generator - 10JC3N1C
Control - Code 111(W.D.612C2294)
Code 212(W.D.625A423)
Engine - Spec L
Vacu-Flo Cooled

12JC-3RV/3212L

Generator - 10JC3N1C
Control - Code 100(W.D.612C2243)
Code 212(W.D.625A423)
Engine - Spec L

Vacu-Flo Cooled
*140K677 Oil Bath Air Cleaner Kit

12JC-3RV/3885P

Generator - 10JC3N4C
Control - Code 148(W.D.612C2656)
Code 174(W.D.615B199)
Code 221(W.D.625A632)
Engine - Spec P
Vacu-Flo Cooled
*143B318 Carburetor (Gas)
309P162 Hi-Temp. Switch
338A337 Hi-Temp. Switch Wiring
Harness

12JC-3RV/4165K

Generator - 10JC3N1C
Control - Code 43(W.D.612C1684)
Code 174(W.D.615B199)
Code 208(W.D.625A23)
Code 212(W.D.625A423)
Engine - Spec K

Vacu-Flo Cooled
*159B760 Reservoir Tank Assy.
102B549 Oil Base
333B102 Oil Base Heater
333B88 Heater Box
333A87 Heater Box Cover
508A100 Heater Box Grommet
309A168 Heater Thermostat
167-169 Coil Shield Clamp
167-185 Distributor Shield
Terminal
312-121 Feed Thru Condenser
(Mounts on Coil
Shield)
312A58 Ignition Condenser

* Refer to Accessory Section for Component Parts.

MODEL DATA SECTION

29

12JC-3RV/4165K (Cont.)

R.T.F. Spark Plug Cables
R.T.F. Coil Leads
R.T.F. Distributor Shield
R.T.F. Coil Shield
R.T.F. Coil Shield Cover

12JC-3RV/4244K

Generator - 10JC/70

Control - Code 61(W.D.612C1824)
Code 208(W.D.625A23)
Code 212(W.D.625A423)

Engine - Spec K

Vacu-Flo Cooled
*143B243 Carburetor (Gas)
102B549 Oil Base
333B102 Oil Base Heater
333B88 Heater Box
333A87 Heater Box Cover
508A100 Heater Box Grommet
309A168 Heater Thermostat
*123K748 Oil Level Maintainer Kit

12JC-3RV/4380L

Generator - 10JC3N1C

231E112 Generator Adapter
Control - Code 100(W.D.612C2243)
Code 212(W.D.625A423)

Engine - Spec L

Vacu-Flo Cooled

12JC-3RV/4380P

Generator - 10JC3N4C

231E112 Generator Adapter
Control - Code 148(W.D.612C2656)
Code 212(W.D.625A632)

Engine - Spec P

Vacu-Flo Cooled

12JC-3RV/4463L

Generator - 10JC/70

Control - Code 114(W.D.612C2329)
Code 185(W.D.615B232)
Code 208(W.D.625A23)
Code 212(W.D.625A423)

Engine - Spec L

Vacu-Flo Cooled
*159B760 Reservoir Tank Assy.
*140K661 Carb. Air Heater Kit
102B549 Oil Base
333B102 Oil Base Heater
333B88 Heater Box
333A87 Heater Box Cover
508A100 Heater Box Grommet
309A168 Heater Thermostat
403B661 Skid Base
416A501 Battery Bracket (2)
416B502 Battery Hold-down Frame
416B522 Battery Support Plate

12JC-3RV/4789L

Generator - 10JC3N1C

Control - Code 127(W.D.612C2442)
Code 212(W.D.625A423)

Engine - Spec L

Vacu-Flo Cooled
*140K661 Carb. Air Heater Kit

12JC-3RV/4789L (Cont.)

309P196 Hi-Temp. Cut-Off Switch
309A195 Hi-Temp. Switch Bracket
508A126 Hi-Temp. Switch Insulating Washer
508A127 Hi-Temp. Switch Insulating Bushing
332A876 Hi-Temp. Switch Terminal
338A337 Hi-Temp. Switch Wiring Harness

12JC-3RV/4881L

Generator - 10JC3N1C

Control - Code 100(W.D.612C2243)
Code 212(W.D.625A423)

Engine - Spec L

Vacu-Flo Cooled
*140K677 Oil Bath Air Cleaner Kit

12JC-3RV/4911L

Generator - 10JC3N1C

Control - Code 100(W.D.612C2243)
Code 173(W.D.615B198)
Code 212(W.D.625A423)

Engine - Spec L

Vacu-Flo Cooled
309P162 Hi-Temp. Cut-Off Switch
338A337 Hi-Temp. Switch Wiring Harness

12JC-3RV/5038L

Generator - 10JC3N1C

Control - Code 100(W.D.612C2243)
Code 208(W.D.625A23)
Code 212(W.D.625A423)

Engine - Spec L

Vacu-Flo Cooled
*143B318 Carburetor (Gas)
*123K748 Oil Level Maintainer Kit
102B549 Oil Base
333B102 Oil Base Heater
333B88 Heater Box
333A87 Heater Box Cover
508A100 Heater Box Grommet
309A168 Heater Thermostat
309P162 Hi-Temp. Cut-Off Switch
338A337 Hi-Temp. Switch Wiring Harness

12JC-3RV/5237L

Generator - 10JC3N1C

Control - Code 100(W.D.612C2243)
Code 212(W.D.625A423)

Engine - Spec L

Vacu-Flo Cooled
*140K892 Carb. Air Heater Kit

12JC-3RV/5252L

Generator - 10JC3N1C

Control - Code 145(W.D.612C2642)
Code 208(W.D.625A23)

Engine - Spec L

Vacu-Flo Cooled

12JC-3RV/5252L (Cont.)

*143B318 Carburetor (Gas)
*123K748 Oil Level Maintainer Kit
102B549 Oil Base
333B102 Oil Base Heater
333B88 Heater Box
333A87 Heater Box Cover
508A100 Heater Box Grommet
309A168 Heater Thermostat
309P162 Hi-Temp. Cut-Off Switch
338A337 Hi-Temp. Switch Wiring Harness

12JC-3RV/5252P

Generator - 10JC3N4C

Control - Code 165(W.D.612C2763)
Code 208(W.D.625A23)
Code 221(W.D.625A632)

Engine - Spec P

Vacu-Flo Cooled
102B549 Oil Base
333B102 Oil Base Heater
333B88 Heater Box
333A87 Heater Box Cover
508A100 Heater Box Grommet
309A168 Heater Thermostat
*123K748 Oil Level Maintainer Kit
309P162 Hi-Temp. Switch
338A337 Hi-Temp. Switch Wiring Harness
*143B318 Carburetor (Gas)

12JC-3RV/5296L

Generator - 10JC/70

Control - Code 114(W.D.612C2329)
Code 208(W.D.625A23)
Code 212(W.D.625A423)

Engine - Spec L

Vacu-Flo Cooled
*143B318 Carburetor (Gas)
*123K748 Oil Level Maintainer Kit
102B549 Oil Base
333B102 Oil Base Heater
333B88 Heater Box
333A87 Heater Box Cover
508A100 Heater Box Grommet
309A168 Heater Thermostat
309P162 Hi-Temp. Cut-Off Switch
338A337 Hi-Temp. Switch Wiring Harness

12JC-3RV/5398L

Generator - 10JC/70

Control - Code 114(W.D.612C2329)
Code 185(W.D.615B232)
Code 208(W.D.625A23)
Code 212(W.D.625A423)

Engine - Spec L

Vacu-Flo Cooled
*123K748 Oil Level Maintainer Kit
*140K892 Carb. Air Heater Kit
*159B760 Reservoir Tank Assy.
102B549 Oil Base
333B102 Oil Base Heater
333B88 Heater Box
333A87 Heater Box Cover

* Refer to Accessory Section for Component Parts..

R.T.F. Refer to Factory. Include Model and Serial Number of Unit.

MODEL DATA SECTION

12JC-3RV/5398L (Cont.)

508A100 Heater Box Grommet
309A168 Heater Thermostat
403B661 Skid Base
416A501 Battery Bracket (2)
416B502 Battery Hold-down
Frame
416B522 Battery Support Plate
520A490 Battery Frame Stud (2)

12JC-3RV/5398P

Generator - 10JC/216
Control - Code 162(W.D.612C2738)
Code 185(W.D.615B232)
Code 208(W.D.625A23)
Code 221(W.D.625A632)

Engine - Spec P

Vacu-Flo Cooled
*159B760 Reservoir Tank Assy.
*140K892 Carb. Air Heater Kit
*123K748 Oil Level Maintainer
Kit
102B549 Oil Base
333B102 Oil Base Heater
333B88 Heater Box
333A87 Heater Box Cover
508A100 Heater Box Grommet
309A168 Heater Thermostat
403B661 Skid Base
416A501 Battery Bracket (2)
416B502 Battery Hold-down
Frame
416B522 Battery Support Plate
520A490 Battery Hold-down Stud
(2)

12JC-3RV/5508P

Generator - 10JC3N4C
231E112 Engine to Generator
Adapter
Control - Code 148(W.D.612C2656)
Code 221(W.D.625A632)

Engine - Spec P

Vacu-Flo Cooled

12JC-3RV17/2198K

Generator - 15JC3N1C
Control Code 24(W.D.612C1476)
Code 212(W.D.625A423)

Engine - Spec K

Vacu-Flo Cooled
309P162 Hi-Temp. Cut-Off
Switch

12JC-3RV17/2198L

Generator - 15JC3N1C
Control - Code 100(W.D.612C2243)
Code 212(W.D.625A423)

Engine - Spec L

Vacu-Flo Cooled
309P162 Hi-Temp. Cut-Off
Switch

12JC-4R/1J

Generator - 10JC4N1C
Control - Code 12(W.D.612C1252)
Code 212(W.D.625A423)

Engine - Spec J

12JC-4R/1K

Generator - 10JC4N1C
Control - Code 12(W.D.612C1252)
Code 212(W.D.625A423)
Engine - Spec K

12JC-4R/1L

Generator - 10JC4N1C
Control - Code 97(W.D.612C2240)
Code 212(W.D.625A423)
Engine - Spec L

12JC-4R/1P

Generator - 10JC4N4C
Control - Code 149(W.D.612C2657)
Code 221(W.D.625A632)
Engine - Spec P

12JC-4R/7L

Generator - 10JC4N1C
Control - Code 32(W.D.612B1543)
Code 97(W.D.612C2240)
Code 212(W.D.625A423)

Engine - Spec L

*405A1421 Housing Assy.

12JC-4R/12L

Generator - 10JC4N1C
Control - Code 97(W.D.612C2240)
Code 212(W.D.625A423)
Engine - Spec L

*143B307 Carburetor (Gas-Gaso.)

12JC-4R/13J

Generator - 10JC4N1C
Control - Code 12(W.D.612C1252)
Code 212(W.D.625A423)

Engine - Spec J

*143B243 Carburetor (Gas)

12JC-4R/13K

Generator - 10JC4N1C
Control - Code 12(W.D.612C1252)
Code 212(W.D.625A423)

Engine - Spec K

*143B243 Carburetor (Gas)

12JC-4R/13L

Generator - 10JC4N1C
Control - Code 97(W.D.612C2240)
Code 212(W.D.625A423)

Engine - Spec L

*143B318 Carburetor (Gas)

12JC-4R/13P

Generator - 10JC4N4C
Control - Code 149(W.D.612C2657)
Code 221(W.D.625A632)

Engine - Spec P

*143B318 Carburetor (Gas)

12JC-4R/96A

Generator - 12.5JC4N1A
Control - Code 7(W.D.612C1192)
Code 209(W.D.625C292)

Engine - Spec A

12JC-4R/96K

Generator - 10JC4N1C
Control - Code 25(W.D.612C1477)
Code 212(W.D.625A423)
Engine - Spec K

12JC-4R/96L

Generator - 10JC4N1C
Control - Code 101(W.D.612C2244)
Code 212(W.D.625A423)
Engine - Spec L

12JC-4R31/1L

Generator - 10JC4N1C
Control - Code 84(W.D.612C2067)
Code 212(W.D.625A423)

Engine - Spec L

*143B318 Carburetor (Gas)
307P312 Supply Line Fuel Sole-
noid Valve - Electric
149-558 Supply Line Fuel
Strainer
104B477 Crankshaft
134B1446 Flywheel & Hub
134B1486 Flywheel Only
112A106 Piston & Pin Assy. (4)
103C252 Gear Cover Assy.
103D225 Gear Cover Backplate
103C231 Gear Cover Gasket
*191B453 Starter Motor - Incl.
Gear
191A457 Idler Gear Assy.
191A342 Idler Gear Base &
Shaft
518-196 Idler Gear Retaining
Ring
526-175 Idler Gear Thrust
Washer
191B354 Crankshaft Gear &
Clutch
307B845 Start Solenoid
306A195 Start Solenoid Bracket
336A1199 Starter to Solenoid
Lead

12JC-4R31/1M

Generator - 10JC4N4C
Control - Code 122(W.D.612C2403)
Code 221(W.D.625A632)

Engine - Spec M

*143B318 Carburetor (Gas)
307P312 Supply Line Fuel Sole-
noid Valve - Electric
149-558 Supply Line Fuel
Strainer
104B477 Crankshaft
134B1446 Flywheel & Hub
134B1486 Flywheel Only
112A106 Piston & Pin Assy. (4)
103C252 Gear Cover Assy.
103D225 Gear Cover Backplate
103C231 Gear Cover Gasket
*191B453 Starter Motor - Incl.
Gear
191A457 Idler Gear Assy.
191A342 Idler Gear Base & Shaft
518-196 Idler Gear Retaining
Ring

* Refer to Accessory Section for Component Parts.

MODEL DATA SECTION

31

12JC-4R31/1M (Cont.)

526-175 Idler Gear Thrust Washer
191B354 Crankshaft Gear & Clutch
307B845 Start Solenoid
306A195 Start Solenoid Bracket
336A1199 Starter to Solenoid Lead
338B366 Solenoid to Control Wiring Harness
338A336 Start Disconnect to Control Wiring Harness

12JC-4R31/1P

Generator - 10JC4N4C
Control - Code 122(W.D.612C2403)
Code 221(W.D.625A632)
Engine - Spec P
*143B318 Carburetor (Gas)
104B477 Crankshaft
134B1446 Flywheel & Hub
134B1486 Flywheel Only
112A106 Piston & Pin Assy. (4)
103C252 Gear Cover Assy.
103D225 Gear Cover Backplate
103C231 Gear Cover Gasket
*191B453 Starter Motor - Incl. Gear
191A457 Idler Gear Assy.
191A342 Idler Gear Base & Shaft
518-196 Idler Gear Retaining Ring
526-175 Idler Gear Thrust Washer
191B354 Crankshaft Gear & Clutch
307B845 Start Solenoid
306A195 Start Solenoid Bracket
336A1199 Starter to Solenoid Lead
307P312 Supply Line Fuel Solenoid Valve - Elec.
149-558 Supply Line Fuel Strainer
338B366 Solenoid to Control Wiring Harness
338A336 Start Disconnect to Control Wiring Harness

12JC-4R/316K

Generator - 10JC4N1C
Control - Code 12(W.D.612C1252)
Code 212(W.D.625A423)
Engine - Spec K
*159B760 Reservoir Tank Assy.

12JC-4R/316L

Generator - 10JC4N1C
Control - Code 97(W.D.612C2240)
Code 212(W.D.625A423)
Engine - Spec L
*159B760 Reservoir Tank Assy.

12JC-4R31/7J

Generator - 10JC4N1C
Control - Code 84(W.D.612C2067)

12JC-4R31/7J (Cont.)

Code 212(W.D.625A423)
Engine - Spec J
*143B318 Carburetor (Gas)
307P312 Supply Line Fuel Solenoid Valve - Electric
149-558 Supply Line Fuel Strainer
104B477 Crankshaft
134B1446 Flywheel & Hub
134B1486 Flywheel Only
112A106 Piston & Pin Assy. (4)
103C252 Gear Cover Assy.
103D225 Gear Cover Backplate
103C231 Gear Cover Gasket
*191B453 Starter Motor - Incl. Gear
191A457 Idler Gear Assy.
191A342 Idler Gear Base & Shaft
518-196 Idler Gear Retaining Ring
526-175 Idler Gear Thrust Washer
191B354 Crankshaft Gear & Clutch
307B845 Start Solenoid
306A195 Start Solenoid Bracket
336A1199 Starter to Solenoid Lead
*405A1421 Housing Assy.

12JC-4R/742P

Generator - 10JC4N4C
Control - Code 149(W.D.612C2657)
Code 175(W.D.615B202)
Code 221(W.D.625A632)
Engine - Spec P
*159B760 Reservoir Tank Assy.

12JC-4R/768K

Generator - 10JC4N1C
Control - Code 12(W.D.612C1252)
Code 175(W.D.615B202)
Code 212(W.D.625A423)
Engine - Spec K
*143B229 Carburetor (Gas-Gaso.)

12JC-4R/768L

Generator - 10JC4N1C
Control - Code 97(W.D.612C2240)
Code 175(W.D.615B202)
Code 212(W.D.625A423)
Engine - Spec L
*143B307 Carburetor (Gas-Gaso.)

12JC-4R/768P

Generator - 10JC4N4C
Control - Code 149(W.D.612C2657)
Code 175(W.D.615B202)
Code 221(W.D.625A632)
Engine - Spec P
*143B307 Carburetor (Gas-Gaso.)

12JC-4R/862L

Generator - 10JC4N1C
Control - Code 97(W.D.612C2240)
Code 208(W.D.625A23)
Code 212(W.D.625A423)
Engine - Spec L
*143B318 Carburetor (Gas)
102B549 Oil Base
333B102 Oil Base Heater
333B88 Heater Box
333A87 Heater Box Cover
508A100 Heater Box Grommet
309A168 Heater Thermostat

12JC-4R/1041L

Generator - 10JC4N1C
Control - Code 32(W.D.612B1543)
Code 97 W.D.612C2240)
Code 212(W.D.625A423)
Engine - Spec L
*159A799 Fuel Tank Assy.
*405A1421 Housing Assy.

12JC-4R/1075K

Generator - 10JC4N1C
Control - Code 12(W.D.612C1252)
Code 32(W.D.612B1543)
Code 212(W.D.625A423)
Engine - Spec K
*143B243 Carburetor (Gas)
*405A1421 Housing Assy.

12JC-4R/1075L

Generator - 10JC4N1C
Control - Code 32(W.D.612B1543)
Code 97(W.D.612C2240)
Code 212(W.D.625A423)
Engine - Spec L
*143B318 Carburetor (Gas)
*405A1421 Housing Assy.

12JC-4R/1092P

Generator - 10JC4N4C
Control - Code 149(W.D.612C2657)
Code 28(W.D.612B1486)
Code 32(W.D.612B1543)
Code 221(W.D.625A632)
Engine - Spec P
*405A1422 Housing Assembly
*140K893 Carb. Air Heater Kit
*159A799 Fuel Tank Assy.

12JC-4R/1140P

Generator - 10JC4N4C
Control - Code 28(W.D.612B1486)
Code 32(W.D.612B1543)
Code 149(W.D.612C2657)
Code 221(W.D.625A632)
Engine - Spec P
*405A1422 Housing Assy.
*140K893 Carb. Air Heater Kit

12JC-4R/1203P

Generator - 10JC4N4C
Control - Code 149(W.D.612C2657)
Code 221(W.D.625A632)
Engine - Spec P
*143B318 Carburetor (Gas)
403B661 Skid Base

* Refer to Accessory Section for Component Parts.

MODEL DATA SECTION

12JC-4R/1203P (Cont.)

416A501 Battery Bracket (2)
416B502 Battery Hold-down
Frame
416B522 Battery Support Plate
155B77 Exhaust Muffler

12JC-4R131/1L

Generator - 10JC4N1C
Control - Code 84(W.D.612C2067)
Code 212(W.D.625A423)
Engine - Spec L
*143B318 Carburetor (Gas)
307P312 Supply Line Fuel Sole
noid Valve - Electric
149-558 Supply Line Fuel
Strainer
104B477 Crankshaft
134B1446 Flywheel & Hub
134B1486 Flywheel Only
112A106 Piston & Pin Assy. (4)
103C252 Gear Cover Assy.
103D225 Gear Cover Backplate
103C231 Gear Cover Gasket
*191B453 Starter Motor - Incl.
Gear
191A457 Idler Gear Assy.
191A342 Idler Gear Base &
Shaft
518-196 Idler Gear Retaining
Ring
526-175 Idler Gear Thrust
Washer
191B354 Crankshaft Gear &
Clutch
307B845 Start Solenoid
306A195 Start Solenoid Bracket
336A1199 Starter to Solenoid
Lead

12JC-4R131/1P

Generator - 10JC4N4C
Control - Code 122(W.D.612C2403)
Code 221(W.D.625A632)
Engine - Spec P
*143B318 Carburetor (Gas)
104B477 Crankshaft
134B1446 Flywheel & Hub
134B1486 Flywheel Only
103C252 Gear Cover Assy.
103D225 Gear Cover Backplate
103C231 Gear Cover Gasket
*191B453 Starter Motor - Incl.
Gear
191A457 Idler Gear Assy.
191A342 Idler Gear Base & Shaft
518-196 Idler Gear Retaining
Ring
526-175 Idler Gear Thrust
Washer
191B354 Crankshaft Gear &
Clutch
307B845 Start Solenoid
306A195 Start Solenoid Bracket
336A1199 Starter to Solenoid Lead
307P312 Supply Line Fuel Sole-
noid Valve - Electric
149-558 Supply Line Fuel
Strainer

12JC-4R/1871K

Generator - 10JC4N1C
Control - Code 12(W.D.612C1252)
Code 181(W.D.615B221)
Code 212(W.D.625A423)
Engine - Spec K
*143B243 Carburetor (Gas)

12JC-4R/1871L

Generator - 10JC4N1C
Control - Code 97(W.D.612C2240)
Code 181(W.D.615B221)
Code 212(W.D.625A423)
Engine - Spec L
*143B318 Carburetor (Gas)

12JC-4R/1982L

Generator - 10JC4N1C
Control - Code 97(W.D.612C2240)
Code 175(W.D.615B202)
Code 212(W.D.625A423)
Engine - Spec L
*143B318 Carburetor (Gas)

12JC-4R/1983L

Generator - 10JC4N1C
Control - Code 101(W.D.612C2244)
Code 212(W.D.625A423)
Engine - Spec L
*143B318 Carburetor (Gas)

12JC-4R/2123P

Generator - 10JC4N4C
Control - Code 32(W.D.612B1543)
Code 150(W.D.612C2658)
Code 221(W.D.625A632)
Engine - Spec P
*405A1421 Housing Assy.
*159A799 Fuel Tank Assy.

12JC-4R/2198L

Generator - 10JC4N1C
Control - Code 101(W.D.612C2244)
Code 212(W.D.625A423)
Engine - Spec L
309P196 Hi-Temp. Cut-Off
Switch
309A195 Hi-Temp. Switch
Bracket
508A126 Hi-Temp. Switch In-
sulating Washer
508A127 Hi-Temp. Switch In-
sulating Bushing
332A876 Hi-Temp. Cut-Off
Terminal

12JC-4R/2219K

Generator - 10JC4N1C
Control - Code 12(W.D.612C1252)
Code 212(W.D.625A423)
Engine - Spec K
134D1602 Air Outlet Duct

12JC-4R/2286A

Generator - 12.5JC4N1B
Control - Code 13(W.D.612C1253)
Code 210(W.D.625C386)
Engine - Spec A

12JC-4R/2442K

Generator - 10JC4N1C
Control - Code 12(W.D.612C1252)
Code 212(W.D.625A423)
Engine - Spec K
*143B229 Carburetor (Gas-Gaso.)
134D1602 Air Outlet Duct

12JC-4R/2442L

Generator - 10JC4N1C
Control - Code 97(W.D.612C2240)
Code 212(W.D.625A423)
Engine - Spec L
*143B307 Carburetor (Gas-Gaso.)
134D1602 Air Outlet Duct

12JC-4R/2442P

Generator - 10JC4N4C
Control - Code 149(W.D.612C2657)
Code 221(W.D.625A632)
Engine - Spec P
*143B307 Carburetor (Gas-Gaso.)
134D1602 Air Outlet Duct

12JC-4R/2468K

Generator - 10JC4N1C
Control - Code 12(W.D.612C1252)
Code 212(W.D.625A423)
Engine - Spec K
134D1602 Air Outlet Duct

12JC-4R/2468L

Generator - 10JC4N1C
Control - Code 97(W.D.612C2240)
Code 212(W.D.625A423)
Engine - Spec L
134D1602 Air Outlet Duct

12JC-4R/2468P

Generator - 10JC4N4C
Control - Code 149(W.D.612C2657)
Code 221(W.D.625A632)
Engine - Spec P
134D1602 Air Outlet Duct
*140K893 Carb. Air Heater Kit

12JC-4R/2488K

Generator - 10JC4N1C
Control - Code 12(W.D.612C1252)
Code 175(W.D.615B202)
Code 212(W.D.625A423)
Engine - Spec K
134D1602 Air Outlet Duct

12JC-4R2539K

Generator - 10JC4N1C
Control - Code 12(W.D.612C1252)
Code 212(W.D.625A423)
Engine - Spec K
*143B243 Carburetor (Gas)
134D1602 Air Outlet Duct

12JC-4R/2539L

Generator - 10JC4N1C
Control - Code 97(W.D.612C2240)
Code 212(W.D.625A423)
Engine - Spec L
*143B318 Carburetor (Gas)
134D1602 Air Outlet Duct

* Refer to Accessory Section for Component Parts.

MODEL DATA SECTION

33

12JC-4R/2539P

Generator - 10JC4N4C
Control - Code 149(W.D.612C2657)
Code 221(W.D.625A632)
Engine - Spec P
*143B318 Carburetor (Gas)
134D1602 Air Outlet Duct

12JC-4R/2669K

Generator - 10JC4N1C
Control - Code 12(W.D.612C1252)
Code 212(W.D.625A423)
Engine - Spec K
*159B760 Reservoir Tank Assy.
134D1602 Air Outlet Duct

12JC-4R/2669L

Generator - 10JC4N1C
Control - Code 97(W.D.612C2240)
Code 212(W.D.625A423)
Engine - Spec L
*159B760 Reservoir Tank Assy.
134D1602 Air Outlet Duct

12JC-4R/2733K

Generator - 10JC4N1C
Control - Code 12(W.D.612C1252)
Code 175(W.D.615B202)
Code 212(W.D.625A423)
Engine - Spec K
*143B243 Carburetor (Gas)
134D1602 Air Outlet Duct

12JC-4R/2733L

Generator - 10JC4N1C
Control - Code 97(W.D.612C2240)
Code 175(W.D.615B202)
Code 212(W.D.625A423)
Engine - Spec L
*143B318 Carburetor (Gas)
134D1602 Air Outlet Duct

12JC-4R/3005L

Generator - 10JC4N1C
Control - Code 97(W.D.612C2240)
Code 212(W.D.625A423)
Engine - Spec L
134D1602 Air Outlet Duct
309P196 Hi-Temp. Cut-Off Switch
309A195 Hi-Temp. Switch Bracket
508A126 Hi-Temp. Switch Insulating Washer
508A127 Hi-Temp. Switch Insulating Bushing
332A876 Hi-Temp. Switch Terminal

12JC-4R/3139L

Generator - 10JC4N1C

12JC-4R/3139L (Cont.)

Control - Code 101(W.D.612C2244)
Code 212(W.D.625A423)
Engine - Spec L
*143B318 Carburetor (Gas)
*134D1234 Air Shutter Assy.

12JC-4R/3143L

Generator - 10JC4N1C
Control - Code 101(W.D.612C2244)
Code 181(W.D.615B221)
Code 212(W.D.625A423)
Engine - Spec L
*143B307 Carburetor (Gas-Gaso.)
*134D1234 Air Shutter Assy.

12JC-4R/3191K

Generator - 10JC4N1C
Control - Code 25(W.D.612C1477)
Code 180(W.D.615B218)
Code 208(W.D.625A23)
Code 212(W.D.625A423)
Engine - Spec K
*143B243 Carburetor (Gas)
*134D1234 Air Shutter Assy.
102B549 Oil Base
333B102 Oil Base Heater
333B88 Heater Box
333A87 Heater Box Cover
508A100 Heater Box Grommet
309A168 Heater Thermostat

12JC-4R/3263K

Generator - 10JC4N1C
Control - Code 12(W.D.612B1252)
Code 23(W.D.612C1469)
Code 32(W.D.612B1543)
Code 212(W.D.625A423)
Engine - Spec K
*159A799 Fuel Tank Assy.
*405A1422 Housing Assy.

12JC-4R/3399L

Generator - 10JC4N1C
Control - Code 97(W.D.612C2240)
Code 212(W.D.625A423)
Engine - Spec L
*134D1613 Air Shutter Assy.

12JC-4R/3399P

Generator - 10JC4N4C
Control - Code 149(W.D.612C2657)
Code 221(W.D.625A632)
Engine - Spec P
*140K893 Carb. Air Heater Kit
*134D1613 Air Shutter Assy.

12JC-4R/3403L

Generator - 10JC4N1C
Control - Code 101(W.D.612C2244)
Code 175(W.D.615B202)
Code 212(W.D.625A423)
Engine - Spec L
*143B318 Carburetor (Gas)
*134D1613 Air Shutter Assy.

12JC-4R/3432P

Generator - 10JC4N4C

12JC-4R/3432P (Cont.)

Control - Code 32(W.D.612B1543)
Code 150(W.D.612C2658)
Code 221(W.D.625A632)
Engine - Spec P
*143B318 Carburetor (Gas)
*405A1423 Housing Assy.

12JC-4R/3486L

Generator - 10JC4N1C
Control - Code 97(W.D.612C2240)
Code 181(W.D.615B221)
Code 212(W.D.625A423)
Engine - Spec L
*143B318 Carburetor (Gas)
134D1602 Air Outlet Duct

12JC-4R/3486P

Generator - 10JC4N4C
Control - Code 149(W.D.612C2657)
Code 181(W.D.615B221)
Code 221(W.D.625A632)
Engine - Spec P
*143B318 Carburetor (Gas)
134D1602 Air Outlet Duct

12JC-4R/3489P

Generator - 10JC4N4C
Control - Code 150(W.D.612C2658)
Code 181(W.D.615B221)
Code 221(W.D.625A632)
Engine - Spec P
*143B318 Carburetor (Gas)
134D1602 Air Outlet Duct
309P196 Hi-Temp. Cut-Off Switch
309A195 Hi-Temp. Switch Bracket
508A126 Hi-Temp. Switch Insulating Washer
508A127 Hi-Temp. Switch Insulating Bushing
332A876 Hi-Temp. Switch Terminal

12JC-4R/3518K

Generator - 10JC4N1C
Control - Code 12(W.D.612C1252)
Code 212(W.D.625A423)
Engine - Spec K
*143B243 Carburetor (Gas)
*134D1234 Air Shutter Assy.

12JC-4R/3518L

Generator - 10JC4N1C
Control - Code 97(W.D.612C2240)
Code 212(W.D.625A423)
Engine - Spec L
*143B318 Carburetor (Gas)
*134D1234 Air Shutter Assy.

12JC-4R/3521K

Generator - 10JC4N1C
Control - Code 25(W.D.612C1477)
Code 28(W.D.612B1486)
Code 32(W.D.612B1543)
Code 208(W.D.625A23)
Code 212(W.D.625A423)
Engine - Spec K
*143B229 Carburetor (Gas-Gaso.)

* Refer to Accessory Section for Component Parts.

MODEL DATA SECTION

12JC-4R/3521K (Cont.)

*405A1424 Housing Assy.
102B549 Oil Base
333B102 Oil Base Heater
333B88 Heater Box
333A87 Heater Box Cover
508A100 Heater Box Grommet
309A168 Heater Thermostat

12JC-4R/3570P

Generator - 10JC4N4C
Control - Code 28(W.D.612B1486)
Code 32(W.D.612B1543)
Code 149(W.D.612C2657)
Code 221(W.D.625A632)

Engine - Spec P

*143B318 Carburetor (Gas)
*405A1422 Housing Assy.

12JC-4R/3596L

Generator - 10JC4N1C
Control - Code 101(W.D.612C2244)
Code 175(W.D.615B202)
Code 212(W.D.625A423)

Engine - Spec L

*143B307 Carburetor (Gas-Gaso.)
*134D1234 Air Shutter Assy.

12JC-4R/3596P

Generator - 10JC4N4C
Control - Code 150(W.D.612C2658)
Code 175(W.D.615B202)
Code 221(W.D.625A632)

Engine - Spec P

*143B307 Carburetor (Gas-Gaso.)
*134D1613 Air Shutter Assy.

12JC-4R/3742L

Generator - 10JC4N1C
Control - Code 101(W.D.612C2244)
Code 212(W.D.625A423)

Engine - Spec L

*143B318 Carburetor (Gas)
134D1602 Air Outlet Duct
309P196 Hi-Temp. Cut-Off Switch
309A195 Hi-Temp. Switch Bracket
508A126 Hi-Temp. Switch Insulating Washer
508A127 Hi-Temp. Switch Insulating Bushing
332A876 Hi-Temp. Switch Terminal

12JC-4R/3842J

Generator - 10JC4N1C
Control - Code 28(W.D.612B1486)
Code 32(W.D.612B1543)
Code 79(W.D.612C1984)
Code 212(W.D.625A423)

Engine - Spec J

*159A799 Fuel Tank Assy.
*405A1334 Housing Assy.
305C175 Battery Charger - 12V.

12JC-4R/3907K

Generator - 10JC4N1C
Control - Code 12(W.D.612B1252)
Code 23(W.D.612C1469)
Code 32(W.D.612B1543)
Code 212(W.D.625A423)

12JC-4R/3907K (Cont.)

Engine - Spec K
*159A799 Fuel Tank Assy.
*405A1422 Housing Assy.

12JC-4R/3907L

Generator - 10JC4N1C
Control - Code 23(W.D.612B1469)
Code 32(W.D.612B1543)
Code 97(W.D.612C2240)
Code 212(W.D.625A423)

Engine - Spec L

*159A799 Fuel Tank Assy.
*405A1422 Housing Assy.

12JC-4R/3907P

Generator - 10JC4N4C
Control - Code 23(W.D.612B1469)
Code 32(W.D.612B1543)
Code 149(W.D.612C2657)
Code 221(W.D.625A632)

Engine - Spec P

*159A799 Fuel Tank Assy.
*405A1422 Housing Assy.
*140K893 Carb. Air Heater Kit

12JC-4R/4005K

Generator - 10JC4N1C
Control - Code 12(W.D.612C1252)
Code 28(W.D.612B1486)
Code 32(W.D.612B1543)
Code 208(W.D.625A23)
Code 212(W.D.625A423)

Engine - Spec K

*143B243 Carburetor (Gas)
*405A1423 Housing Assy.
102B549 Oil Base
333B102 Oil Base Heater
333B88 Heater Box
333A87 Heater Box Cover
508A100 Heater Box Grommet
309A168 Heater Thermostat

12JC-4R/4005L

Generator - 10JC4N1C
Control - Code 28(W.D.612B1486)
Code 32(W.D.612B1543)
Code 101(W.D.612C2244)
Code 208(W.D.625A23)
Code 212(W.D.625A423)

Engine - Spec L

*143B318 Carburetor (Gas)
*405A1423 Housing Assy.
102B549 Oil Base
333B102 Oil Base Heater
333B88 Heater Box
333A87 Heater Box Cover
508A100 Heater Box Grommet
309A168 Heater Thermostat

12JC-4R/4017K

Generator - 10JC4N1C
Control - Code 12(W.D.612C1252)
Code 212(W.D.625A423)

Engine - Spec K

*143B229 Carburetor (Gas-Gaso.)
*134D1513 Air Shutter Assy.

12JC-4R/4044K

Generator - 10JC4N1C
Control - Code 25(W.D.612C1477)
Code 212(W.D.625A423)
302P421 Voltmeter
301B500 Voltmeter Box
Engine - Spec K

12JC-4R/4086P

Generator - 10JC4N4C
Control - Code 150(W.D.612C2658)
Code 208(W.D.625A23)
Code 221(W.D.625A632)

Engine - Spec P

*143B318 Carburetor (Gas)
*134D1613 Air Shutter Assy.
102B549 Oil Base
333B102 Oil Base Heater
333B88 Heater Box
333A87 Heater Box Cover
508A100 Heater Box Grommet
309A168 Heater Thermostat
403B661 Skid Base
416B501 Battery Bracket (2)
416B502 Battery Hold-down Frame
520A490 Battery Hold-down Stud (2)

12JC-4R/4129K

Generator - 10JC4N1C
Control - Code 12(W.D.612C1252)
Code 32(W.D.612B1543)
Code 208(W.D.625A23)
Code 212(W.D.625A423)

Engine - Spec K

*159A799 Fuel Tank Assy.
*405A1423 Housing Assy.
102B549 Oil Base
333B102 Oil Base Heater
333B88 Heater Box
333A87 Heater Box Cover
508A100 Heater Box Grommet
309A168 Heater Thermostat

12JC-4R/4316K

Generator - 10JC4N1C
Control - Code 12(W.D.612C1252)
Code 181(W.D.615B221)
Code 212(W.D.625A423)

Engine - Spec K

*143B229 Carburetor (Gas-Gaso.)
403B661 Skid Base
416A501 Battery Bracket (2)
416B502 Battery Hold-down Frame
416B522 Battery Support Plate

12JC-4R/4316L

Generator - 10JC4N1C
Control - Code 97(W.D.612C2240)
Code 181(W.D.615B221)
Code 212(W.D.625A423)

Engine - Spec L

*143B307 Carburetor (Gas-Gaso.)
403B661 Skid Base
416A501 Battery Bracket (2)
416B502 Battery Hold-down Frame
416B522 Battery Support Plate

* Refer to Accessory Section for Component Parts.

MODEL DATA SECTION

35

12JC-4R/4480L

Generator - 10JC4N1C
Control - Code 101(W.D.612C2244)
Code 181(W.D.615B221)
Code 212(W.D.625A423)

Engine - Spec L
*143B318 Carburetor (Gas)

12JC-4R/4525L

Generator - 10JC4N1C
Control - Code 110(W.D.612C2285)
Code 175(W.D.615B202)
Code 212(W.D.625A423)

Engine - Spec L
*159B760 Reservoir Tank Assy.
134D1602 Air Outlet Duct

12JC-4R/4528L

Generator - 10JC/74
Control - Code 116(W.D.612C2339)
Code 181(W.D.615B221)
Code 212(W.D.625A423)

Engine - Spec L
*143B318 Carburetor (Gas)
403B661 Skid Base
416A501 Battery Bracket (2)
416B502 Battery Hold-down Frame
416B522 Battery Support Plate
*134D1613 Air Shutter Assy.
EXCEPT use #309P171
Hi-Temp. Cut-Off Switch
155B77 Exhaust Muffler

12JC-4R/4534L

Generator - 10JC/74
Control - Code 116(W.D.612C2339)
Code 180(W.D.615B218)
Code 212(W.D.625A423)

Engine - Spec L
*143B318 Carburetor (Gas)
*134D1234 Air Shutter Assy.

12JC-4R/4682L

Generator - 10JC4N1C
Control - Code 101(W.D.612C2244)
Code 208(W.D.625A23)
Code 212(W.D.625A423)

Engine - Spec L
*140K661 Carb. Air Heater Kit
*159A799 Fuel Tank Assy.
*405A1423 Housing Assy.
102B549 Oil Base
333B102 Oil Base Heater
333B88 Heater Box
333A87 Heater Box Cover
508A100 Heater Box Grommet
309A168 Heater Thermostat

12JC-4R/4710P

Generator - 10JC4N4C
Control - Code 150(W.D.612C2658)
Code 28(W.D.612B1486)
Code 32(W.D.612B1543)
Code 221(W.D.625A632)

Engine - Spec P
*143B318 Carburetor (Gas)
*405A1424 Housing Assy.
*134D1613 Air Shutter Assy.

12JC-4R/4719L

Generator - 10JC4N1C
Control - Code 32(W.D.612B1543)
Code 97(W.D.612C2240)
Code 212(W.D.625A423)

Engine - Spec L
*159A799 Fuel Tank Assy.
*405A1423 Housing Assy.

12JC-4R/4725L

Generator - 10JC4N1C
Control - Code 101(W.D.612C2244)
Code 175(W.D.615B202)
Code 212(W.D.625A423)

Engine - Spec L
*143B307 Carburetor (Gas-Gaso)
134D1270 Air Outlet Duct
309P196 Hi-Temp. Cut-Off Switch
309A195 Hi-Temp. Switch Bracket
508A126 Hi-Temp. Switch Insulating Washer
508A127 Hi-Temp. Switch Insulating Bushing
332A876 Hi-Temp. Switch Terminal

12JC-4R/4736L

Generator - 10JC4N1C
Control - Code 97(W.D.612C2240)
Code 212(W.D.625A423)

Engine - Spec L
*159B760 Reservoir Tank Assy.
*134D1613 Air Shutter Assy.
403B661 Skid Base
416A501 Battery Bracket (2)
416B502 Battery Hold-down Frame
416B522 Battery Support Plate
155B77 Exhaust Muffler

12JC-4R/4763L

Generator - 10JC4N1C
Control - Code 110(W.D.612C2285)
Code 212(W.D.625A423)

Engine - Spec L
*143B318 Carburetor (Gas)
*134D1613 Air Shutter Assy.
403B661 Skid Base
416A501 Battery Bracket (2)
416B502 Battery Hold-down
416B522 Battery Support Plate
155B77 Exhaust Muffler

12JC-4R/4808L

Generator - 10JC/74
Control - Code 23(W.D.612B1469)
Code 32(W.D.612B1543)
Code 107(W.D.612C2267)
Code 212(W.D.625A423)

Engine - Spec L
*143B318 Carburetor (Gas)
*405A1423 Housing Assy.

12JC-4R/4836L

Generator - 10JC4N1C
Control - Code 97(W.D.612C2240)
Code 212(W.D.625A423)

Engine - Spec L
*143B318 Carburetor (Gas)
*140K677 Oil Bath Air Cleaner Kit

12JC-4R/4853L

Generator - 12.5JC4N1C
Control - Code 130(W.D.612C2466)
Code 212(W.D.625A423)

Engine - Spec L
*140K677 Oil Bath Air Cleaner Kit

12JC-4R/4940L

Generator - 10JC4N1C
Control - Code 101(W.D.612C2244)
Code 181(W.D.615B221)
Code 208(W.D.625A23)
Code 212(W.D.625A423)

Engine - Spec L
*143B318 Carburetor (Gas)
102B549 Oil Base
333B102 Oil Base Heater
333B88 Heater Box
333A87 Heater Box Cover
508A100 Heater Box Grommet
309A168 Heater Thermostat
309P196 Hi-Temp. Cut-Off Switch
309A195 Hi-Temp. Switch Bracket
508A126 Hi-Temp. Switch Insulating Washer
508A127 Hi-Temp. Switch Insulating Bushing
332A876 Hi-Temp. Switch Terminal

12JC-4R/4965L

Generator - 10JC4N1C
Control - Code 32(W.D.612B1543)
Code 101(W.D.612C2244)
Code 212(W.D.625A423)

Engine - Spec L
*405A1421 Housing Assy.
*140K677 Oil Bath Air Cleaner Kit

12JC-4R/5031L

Generator - 10JC4N1C
Control - Code 101(W.D.612C2244)
Code 184(W.D.615B230)
Code 212(W.D.625A423)

Engine - Spec L

12JC-4R/5060L

Generator - 10JC4N1C
Control - Code 97(W.D.612C2240)
Code 181(W.D.615B221)
Code 212(W.D.625A423)

Engine - Spec L
*143B318 Carburetor (Gas)
309P196 Hi-Temp. Cut Off Switch
309A195 Hi-Temp. Switch Bracket
508A126 Hi-Temp. Switch Insulating Washer
508A127 Hi-Temp. Switch Insulating Bushing
332A876 Hi-Temp. Switch Terminal

12JC-4R/5063P

Generator - 10JC4N4C
Control - Code 149(W.D.612C2657)
Code 208(W.D.625A23)
Code 221(W.D.625A632)

Engine - Spec P
*143B318 Carburetor (Gas)
134D1602 Air Outlet Duct
102B549 Oil Base
333B102 Oil Base Heater
333B88 Heater Box
333A87 Heater Box Cover
508A100 Heater Box Grommet
309A168 Heater Thermostat

* Refer to Accessory Section for Component Parts.

MODEL DATA SECTION

12JC-4R/5088L

Generator - 10JC/74
 Control - Code 23(W.D.612B1469)
 Code 32(W.D.612B1543)
 Code 107(W.D.612C2267)
 Code 212(W.D.625A423)
 Engine - Spec L
 *143B318 Carburetor (Gas)
 *405A1422 Housing Assy.
 *140K677 Oil Bath Air Cleaner
 Kit
 309P196 Hi-Temp. Cut-Off
 Switch
 309A195 Hi-Temp. Switch
 Bracket
 508A126 Hi-Temp. Switch In-
 sulating Washer
 508A127 Hi-Temp. Switch In-
 sulating Bushing
 332A876 Hi-Temp. Switch
 Terminal

12JC-4R/5120L

Generator - 10JC/74
 Control - Code 141(W.D.612C2593)
 Code 212(W.D.625A423)
 Engine - Spec L
 309P196 Hi-Temp. Cut-Off
 Switch
 309A195 Hi-Temp. Switch
 Bracket
 508A126 Hi-Temp. Switch In-
 sulating Washer
 508A127 Hi-Temp. Switch In-
 sulating Bushing
 332A876 Hi-Temp. Switch
 Terminal

12JC-4R/5167L

Generator - 12.5JC/187
 Control - Code 130(W.D.612C2466)
 Code 215(W.D.625C496)
 Engine - Spec L
 *140K677 Oil Bath Air Cleaner
 Kit

12JC-4R/5193P

Generator - 10JC/219
 Control - Code 157(W.D.612C2733)
 Code 180(W.D.615B218)
 Code 223(W.D.625A711)
 Engine - Spec P
 *159B760 Reservoir Tank Assy.
 309P196 Hi-Temp. Cut-Off
 Switch
 309A195 Hi-Temp. Switch
 Bracket
 508A126 Hi-Temp. Switch In-
 sulating Washer
 508A127 Hi-Temp. Switch In-
 sulating Bushing
 332A876 Hi-Temp. Switch
 Terminal
 403B661 Skid Base
 416A501 Battery Bracket (2)
 416B502 Battery Hold-down
 Frame
 416B522 Battery Support Plate

12JC-4R/5194L

Generator - 10JC4N1C
 Control - Code 97(W.D.612C2240)
 Code 181(W.D.615B221)
 Code 212(W.D.625A423)
 Engine - Spec L
 *159B70 Reservoir Tank Assy.
 134D1602 Air Outlet Duct

12JC-4R/5209L

Generator - 10JC4N1C
 Control - Code 101(W.D.612C2244)
 Code 175(W.D.615B202)
 Code 212(W.D.625A423)
 Engine - Spec L
 *143B307 Carburetor (Gas-Gaso)
 134D1270 Air Outlet Duct
 309P196 Hi-Temp. Cut-Off
 Switch
 309A195 Hi-Temp. Switch
 Bracket
 508A126 Hi-Temp. Switch In-
 sulating Washer
 508A127 Hi-Temp. Switch In-
 sulating Bushing
 332A876 Hi-Temp. Switch
 Terminal

12JC-4R/5232L

Generator - 10JC4N1C
 Control - Code 101(W.D.612C2244)
 Code 180(W.D.615B218)
 Code 212(W.D.625A423)
 Engine - Spec L
 *143B307 Carburetor (Gas-Gaso)
 134D1602 Air Outlet Duct
 309P196 Hi-Temp. Cut-Off
 Switch
 309A195 Hi-Temp. Switch
 Bracket
 508A126 Hi-Temp. Switch
 Insulating Washer
 508A127 Hi-Temp. Switch In-
 sulating Bushing
 332A876 Hi-Temp. Switch
 Terminal

12JC-4R/5316P

Generator - 10JC/214
 Control - Code 161(W.D.612C2737)
 Code 221(W.D.625A632)
 Engine - Spec P
 *143B318 Carburetor (Gas)
 134D1602 Air Outlet Duct
 309P206 Hi-Temp. Switch
 309A195 Hi-Temp. Switch
 Bracket
 508A126 Hi-Temp. Switch In-
 sulating Washer(2)
 508A127 Hi-Temp. Switch In-
 sulating Sleeve
 332A876 Hi-Temp. Switch
 Terminal

12JC-4R/5389P

Generator - 10JC4N4C
 Control - Code 32(W.D.612B1543)
 Code 149(W.D.612C2657)
 Code 221(W.D.625A632)

12JC-4R/5389P (Cont.)

Engine - Spec P
 *143B307 Carburetor (Gas-Gaso.)
 *159A799 Fuel Tank Assy.
 *405A1423 Housing Assy.

12JC-4R/5539P

Generator - 10JC/214
 Control - Code 159(W.D.612C2735)
 Code 180(W.D.615B218)
 Code 221(W.D.625A632)
 Engine - Spec P
 *143B318 Carburetor (Gas)
 134D1602 Air Outlet Duct
 309P196 Hi-Temp. Switch
 309A195 Hi-Temp. Switch Bracket
 508A126 Hi-Temp. Switch In-
 sulating Washer (2)
 508A127 Hi-Temp. Switch In-
 sulating Sleeve
 332A876 Hi-Temp. Switch
 Terminal

12JC-4R31/2468L

Generator - 10JC4N1C
 Control - Code 84(W.D.612C2067)
 Code 212(W.D.625A423)
 Engine - Spec L
 *143B318 Carburetor (Gas)
 307P312 Supply Line Fuel Sole-
 noid Valve - Electric
 149-558 Supply Line Fuel
 Strainer
 104B477 Crankshaft
 134B1446 Flywheel & Hub
 134B1486 Flywheel Only
 112A106 Piston & Pin Assy. (4)
 103C252 Gear Cover Assy.
 103D225 Gear Cover Backplate
 103C231 Gear Cover Gasket
 *191B453 Starter Motor - Incl.
 Gear
 191A457 Idler Gear Assy.
 191A342 Idler Gear Base & Shaft
 518-196 Idler Gear Retaining
 Ring
 526-175 Idler Gear Thrust Washer
 191B354 Crankshaft Gear & Clutch
 307B845 Start Solenoid
 306A195 Start Solenoid Bracket
 336A1199 Starter to Solenoid
 Lead
 134D1602 Air Outlet Duct

12JC-4R31/2468M

Generator - 10JC4N4C
 Control - Code 122(W.D.612C2403)
 Code 221(W.D.625A632)
 Engine - Spec M
 *143B318 Carburetor (Gas)

* Refer to Accessory Section for Component Parts.

MODEL DATA SECTION

37

12JC-4R31/2468M (Cont.)

307P312 Supply Line Fuel Solenoid Valve - Electric
149-558 Supply Line Fuel Strainer
104B477 Crankshaft
134B1446 Flywheel & Hub
134B1486 Flywheel Only
112A106 Piston & Pin Assy. (4)
103C252 Gear Cover Assy.
103D225 Gear Cover Backplate
103C231 Gear Cover Gasket
*191B453 Starter Motor - Incl. Gear
191A457 Idler Gear Assy.
191A342 Idler Gear Base & Shaft
518-196 Idler Gear Retaining Ring
526-175 Idler Gear Thrust Washer
191B354 Crankshaft Gear & Clutch
307B845 Start Solenoid
306A195 Start Solenoid Bracket
336A1199 Starter to Solenoid Lead
134D1602 Air Outlet Duct
338B366 Solenoid to Control Wiring Harness
338A336 Start Disconnect to Control Wiring Harness

12JC-4R31/2468P

Generator - 10JC4N4C
Control - Code 122(W.D.612C2403)
Code 221(W.D.625A632)
Engine - Spec P
*143B318 Carburetor (Gas)
307P312 Supply Line Fuel Solenoid Valve - Electric
149-558 Supply Line Fuel Strainer
104B477 Crankshaft
134B1446 Flywheel & Hub
134B1486 Flywheel Only
112A106 Piston & Pin Assy. (4)
103C252 Gear Cover Assy.
103D225 Gear Cover Backplate
103C231 Gear Cover Gasket
*191B453 Starter Motor - Incl. Gear
191A457 Idler Gear Assy.
191A342 Idler Gear Base & Shaft
518-196 Idler Gear Retaining Ring
526-175 Idler Gear Thrust Washer
191B354 Crankshaft Gear & Clutch
307B845 Start Solenoid
306A195 Start Solenoid Bracket
336A1199 Starter to Solenoid Lead
134D1602 Air Outlet Duct
338B366 Solenoid to Control Wiring Harness

12JC-4R31/2468P (Cont.)

338A336 Start Disconnect to Control Wiring Harness
12JC-4R131/2468M
Generator - 10JC4N4C
Control - Code 122(W.D.612C2403)
Code 221(W.D.625A632)
Engine - Spec M
*143B318 Carburetor (Gas)
307P312 Supply Line Fuel Solenoid Valve - Electric
149-558 Supply Line Fuel Strainer
104B477 Crankshaft
134B1446 Flywheel & Hub
134B1486 Flywheel Only
103C252 Gear Cover Assy.
103D225 Gear Cover Backplate
103C231 Gear Cover Gasket
*191B453 Starter Motor - Includes Gear
191A457 Idler Gear Assy.
191A342 Idler Gear Base & Shaft
518-196 Idler Gear Retaining Ring
526-175 Idler Gear Thrust Washer
191B354 Crankshaft Gear & Clutch
307B845 Start Solenoid
306A195 Start Solenoid Bracket
336A1199 Starter to Solenoid Lead
134D1602 Air Outlet Duct

12JC-4RV/12P

Generator - 10JC4N4C
Control - Code 149(W.D.612C2657)
Code 221(W.D.625A632)
Engine - Spec P
Vacu-Flo Cooled
*143B307 Carburetor (Gas-Gaso.)

12JC-4RV/13L

Generator - 10JC4N1C
Control - Code 97(W.D.612C2240)
Code 212(W.D.625A423)
Engine - Spec L
Vacu-Flo Cooled
*143B318 Carburetor (Gas)

12JC-4RV31/1L

Generator - 10JC4N1C
Control - Code 84(W.D.612C2067)
Code 212(W.D.625A423)
Engine - Spec L
Vacu-Flo Cooled
*143B318 Carburetor (Gas)
307P312 Supply Line Fuel Solenoid Valve - Electric
149-558 Supply Line Fuel Strainer

12JC-4RV31/1L (Cont.)

104B477 Crankshaft
112A106 Piston & Pin Assy. (4)
103C252 Gear Cover Assy.
103D225 Gear Cover Backplate
103C231 Gear Cover Gasket
*191B453 Starter Motor - Incl. Gear
191A457 Idler Gear Assy.
191A342 Idler Gear Base & Shaft
518-196 Idler Gear Retaining Ring
526-175 Idler Gear Thrust Washer
191B354 Crankshaft Gear & Clutch
307B845 Start Solenoid
306A195 Start Solenoid Bracket
336A1199 Starter to Solenoid Lead

12JC-4RV31/1M

Generator - 10JC4N4C
Control - Code 122(W.D.612C2403)
Code 221(W.D.625A632)
Engine - Spec M
Vacu-Flo Cooled
*143B318 Carburetor (Gas)
307P312 Supply Line Fuel Solenoid Valve - Electric
149-558 Supply Line Fuel Strainer
104B477 Crankshaft
112A106 Piston & Pin Assy. (4)
103C252 Gear Cover Assy.
103D225 Gear Cover Backplate
103C231 Gear Cover Gasket
*191B453 Starter Motor - Incl. Gear
191A457 Idler Gear Assy.
191A342 Idler Gear Base & Shaft
518-196 Idler Gear Retaining Ring
526-175 Idler Gear Thrust Washer
191B354 Crankshaft Gear & Clutch
307B845 Start Solenoid
306A195 Start Solenoid Bracket
336A1199 Starter to Solenoid Lead

12JC-4RV/316K

Generator - 10JC4N1C
Control - Code 12(W.D.612C1252)
Code 212(W.D.625A423)
Engine - Spec K
Vacu-Flo Cooled
*159B760 Reservoir Tank Assy.

12JC-4RV/316L

Generator - 10JC4N1C
Control - Code 97(W.D.612C2240)
Code 212(W.D.625A423)
Engine - Spec L
Vacu-Flo Cooled
*159B760 Reservoir Tank Assy.

* Refer to Accessory Section for Component Parts.

MODEL DATA SECTION

12JC-4RV131/1L

Generator - 10JC4N1C
Control - Code 84(W.D.612C2067)
Code 212(W.D.625A423)
Engine - Spec L
Vacu-Flo Cooled
*143B318 Carburetor (Gas)
307P312 Supply Line Fuel Solenoid Valve - Electric
149-558 Supply Line Fuel Strainer
104B477 Crankshaft
112A106 Piston & Pin Assy. (4)
103C252 Gear Cover Assy.
103D225 Gear Cover Backplate
103C231 Gear Cover Gasket
*191B453 Starter Motor - Incl. Gear
191A457 Idler Gear Assy.
191A342 Idler Gear Base & Shaft
518-196 Idler Gear Retaining Ring
526-175 Idler Gear Thrust Washer
191B354 Crankshaft Gear & Clutch
307B845 Start Solenoid
306A195 Start Solenoid Bracket
336A1199 Starter to Solenoid Lead

12JC-4RV/1982L

Generator - 10JC4N1C
Control - Code 97(W.D.612C2240)
Code 175(W.D.615B202)
Code 212(W.D.625A423)
Engine - Spec L
Vacu-Flo Cooled
*143B318 Carburetor (Gas)

12JC-4RV/5218L

Generator - 10JC4N1C
Control - Code 101(W.D.612C2244)
Code 212(W.D.625A423)
Engine - Spec L
Vacu-Flo Cooled
*159B760 Reservoir Tank Assy.
309P162 Hi-Temp. Cut-Off Switch
338A337 Hi-Temp. Switch Wiring Harness
403B661 Skid Base
416A501 Battery Bracket (2)
416B502 Battery Hold-down Frame
416B522 Battery Support Plate

12JC-4RV/5399P

Generator - 10JC/214
Control - Code 159(W.D.612C2735)
Code 208(W.D.625A23)
Code 221(W.D.625A632)
Engine - Spec P
Vacu-Flo Cooled
*159B830 Reservoir Tank Assy.
102B549 Oil Base
333B102 Oil Base Heater

12JC-4RV/5399P (Cont.)

333B88 Heater Box
333A87 Heater Box Cover
508A100 Heater Box Grommet
309A168 Heater Thermostat
309P162 Hi-Temp. Switch
338A337 Hi-Temp. Switch Wiring Harness

12JC-4XR/1K

Generator - 10JC4XN1C
Control - Code 12(W.D.612C1252)
Code 212(W.D.625A423)
Engine - Spec K

12JC-4XR/1L

Generator - 10JC4XN1C
Control - Code 97(W.D.612C2240)
Code 212(W.D.625A423)
Engine - Spec L

12JC-4XR/1P

Generator - 10JC4XN1C
Control - Code 97(W.D.612C2240)
Code 212(W.D.625A423)
Engine - Spec P

12JC-4XR/12K

Generator - 10JC4XN1C
Control - Code 12(W.D.612C1252)
Code 212(W.D.625A423)
Engine - Spec K
*143B229 Carburetor(Gas-Gaso.)

12JC-4XR/12L

Generator - 10JC4XN1C
Control - Code 97(W.D.612C2240)
Code 212(W.D.625A423)
Engine - Spec L
*143B307 Carburetor (Gas-Gaso.)

12JC-4XR/12P

Generator - 10JC4XN1C
Control - Code 97(W.D.612C2240)
Code 212(W.D.625A423)
Engine - Spec P
*143B307 Carburetor (Gas-Gaso.)

12JC-4XR/13J

Generator - 10JC4XN1C
Control - Code 12(W.D.612C1252)
Code 212(W.D.625A423)
Engine - Spec J
*143B243 Carburetor (Gas)

12JC-4XR/13K

Generator - 10JC4XN1C
Control - Code 12(W.D.612C1252)
Code 212(W.D.625A423)
Engine - Spec K
*143B243 Carburetor (Gas)

12JC-4XR/13L

Generator - 10JC4XN1C
Control - Code 97(W.D.612C2240)
Code 212(W.D.625A423)
Engine - Spec L
*143B318 Carburetor (Gas)

12JC-4XR/13P

Generator - 10JC4XN1C
Control - Code 97(W.D.612C2240)
Code 212(W.D.625A423)
Engine - Spec P
*143B318 Carburetor (Gas)

12JC-4XR/55L

Generator - 10JC4XN1C
Control - Code 101(W.D.612C2244)
Code 212(W.D.625A423)
Engine - Spec L
*143B307 Carburetor (Gas-Gaso.)

12JC-4XR31/1P

Generator - 10JC4XN1C
Control - Code 84(W.D.612C2067)
Code 212(W.D.625A423)
Engine - Spec P
*143B318 Carburetor (Gas)
104B477 Crankshaft
134B1446 Flywheel & Hub
134B1486 Flywheel Only
103C252 Gear Cover Assy.
103D225 Gear Cover Backplate
103C231 Gear Cover Gasket
*191B453 Starter Motor- Incl. Gear
191A457 Idler Gear Assy.
191A342 Idler Gear Base & Shaft
518-196 Idler Gear Retaining Ring
526-175 Idler Gear Thrust Washer
191B354 Crankshaft Gear & Clutch
307B40 Start Solenoid
306A195 Start Solenoid Bracket
336A1391 Starter to Solenoid Lead
338B366 Solenoid to Control Wiring Harness
338B336 Start Disconnect to Control Wiring Harness
307P312 Supply Line Fuel Solenoid Valve - Elec.
149-558 Supply Line Fuel Strainer
112A106 Piston & Pin Assy. (4)

12JC-4XR/316L

Generator - 10JC4XN1C
Control - Code 97(W.D.612C2240)
Code 212(W.D.625A423)
Engine - Spec L
*159B760 Reservoir Tank Assy.

12JC-4XR/1041K

Generator - 10JC4XN1C
Control - Code 12(W.D.612C1252)
Code 32(W.D.612B1543)
Code 212(W.D.625A423)
Engine - Spec K
*159A799 Fuel Tank Assy.
*405A1421 Housing Assy.

12JC-4XR/1075P

Generator - 10JC4XN1C

MODEL DATA SECTION

39

12JC-4XR/1075P (Cont.)

Control - Code 97(W.D.612C2240)
Code 32(W.D.612B1543)
Code 212(W.D.625A423)
Engine - Spec P
*143B318 Carburetor (Gas)
*405A1421 Housing Assy.

12JC-4XR/1091J

Generator - 10JC4XN1C
Control - Code 12(W.D.612C1252)
Code 177(W.D.615B214)
Code 212(W.D.625A423)
Engine - Spec J
*403B661 Skid Base
416A501 Battery Bracket (2)
416B502 Battery Hold-down
Frame
416B522 Battery Support Plate

12JC-4XR/1982K

Generator - 10JC4XN1C
Control - Code 12(W.D.612C1252)
Code 177(W.D.615B214)
Code 212(W.D.625A423)
Engine - Spec K
*143B243 Carburetor (Gas)

12JC-4XR/1982L

Generator - 10JC4XN1C
Control - Code 97(W.D.612C2240)
Code 177(W.D.615B214)
Code 212(W.D.625A423)
Engine - Spec L
*143B318 Carburetor (Gas)

12JC-4XR/1983P

Generator - 10JC4XN1C
Control - Code 101(W.D.612C2244)
Code 212(W.D.625A423)
Engine - Spec P
*143B318 Carburetor (Gas)

12JC-4 XR/2539L

Generator - 10JC4XN1C
Control - Code 97(W.D.612C2240)
Code 212(W.D.625A423)
Engine - Spec L
*143B318 Carburetor (Gas)
134D1602 Air Outlet Duct

12JC-4XR/2539P

Generator - 10JC4XN1C
Control - Code 97(W.D.612C2240)
Code 212(W.D.625A423)
Engine - Spec P
*143B318 Carburetor (Gas)
134D1602 Air Outlet Duct

12JC-4XR/2660L

Generator - 10JC4XN1C
Control - Code 97(W.D.612C2240)
Code 183(W.D.615B229)
Code 212(W.D.625A423)
Engine - Spec L
*143B318 Carburetor (Gas)

12JC-4XR/2896P

Generator - 10JC4XN1C
Control - Code 101(W.D.612C2244)
Code 212(W.D.625A423)
Engine - Spec P
*143B318 Carburetor (Gas)
309P196 Hi-Temp. Switch
309A195 Hi-Temp. Switch
Bracket
508A126 Hi-Temp. Switch In-
sulating Washer (2)
508A127 Hi-Temp. Switch In-
sulating Sleeve
332A876 Hi-Temp. Switch
Terminal

12JC-4XR31/12M

Generator - 10JC4XN1C
Control - Code 84(W.D.612C2067)
Code 212(W.D.625A423)
Engine - Spec M
*143B307 Carburetor (Gas-Gaso.)
104B477 Crankshaft
134B1446 Flywheel & Hub
134B1486 Flywheel Only
103C252 Gear Cover Assy.
103D225 Gear Cover Backplate
103C231 Gear Cover Gasket
*191B453 Starter Motor - In-
cludes Gear
191A457 Idler Gear Assy.
191A342 Idler Gear Base &
Shaft
518-196 Idler Gear Retaining
Ring
526-175 Idler Gear Thrust
Washer
191B354 Crankshaft Gear &
Clutch
307B40 Start Solenoid
306A195 Start Solenoid
Bracket
336A1391 Starter to Solenoid
Lead
307P312 Supply Line Fuel
Solenoid Valve -
Elec.
149-558 Supply Line Fuel
Strainer
112A106 Piston & Pin Assy. (4)

12JC-4XR/3143L

Generator - 10JC4XN1C
Control - Code 101(W.D.612C2244)
Code 186(W.D.615B234)
Code 212(W.D.625A423)
Engine - Spec L
*143B307 Carburetor (Gas-Gaso.)
*134D1613 Air Shutter Assy.

12JC-4XR/3157L

Generator - 10JC4XN1C
Control - Code 101(W.D.612C2244)
Code 212(W.D.625A423)
Engine - Spec L
*143B318 Carburetor (Gas)
134D1602 Air Outlet Duct

12JC-4XR/3157P

Generator - 10JC4XN1C
Control - Code 101(W.D.612C2244)
Code 212(W.D.625A423)
Engine - Spec P
*143B318 Carburetor (Gas)
134D1602 Air Outlet Duct

12JC-4XR/3166P

Generator - 10JC4XN1C
Control - Code 63(W.D.612B1851)
Code 97(W.D.612C2240)
Code 32(W.D.612B1543)
Code 212(W.D.625A423)
Engine - Spec P
*405A1422 Housing Assy.
*140K893 Carb. Air Heater Kit

12JC-4XR/3195L

Generator - 10JC4XN1C
Control - Code 97(W.D.612C2240)
Code 212(W.D.625A423)
Engine - Spec L
*143B318 Carburetor (Gas)
309P196 Hi-Temp. Cut-Off Switch
309A195 Hi-Temp. Switch Bracket
508A126 Hi-Temp. Switch In-
sulating Washer
508A127 Hi-Temp. Switch In-
sulating Bushing
332A876 Hi-Temp. Switch
Terminal


12JC-4XR/3354K

Generator - 10JC4XN1C
Control - Code 12(W.D.612C1252)
Code 212(W.D.625A423)
Engine - Spec K
*143B229 Carburetor (Gas-Gaso.)
134D1602 Air Outlet Duct
309P196 Hi-Temp. Cut-Off
Switch
309A195 Hi-Temp. Switch Bracket
508A126 Hi-Temp. Switch In-
sulating Washer
508A127 Hi-Temp. Switch In-
sulating Bushing
332A876 Hi-Temp. Switch Terminal

12JC-4XR/3354L

Generator - 10JC4XN1C
Control - Code 97(W.D.612C2240)
Code 212(W.D.625A423)
Engine - Spec L
*143B307 Carburetor (Gas-Gaso.)
134D1602 Air Outlet Duct
309P196 Hi-Temp. Cut-Off
Switch

* Refer to Accessory Section for Component Parts.



MODEL DATA SECTION

12JC-4XR/3354L (Cont.)

309A195 Hi-Temp. Switch Bracket
508A126 Hi-Temp. Switch Insulating Washer
508A127 Hi-Temp Switch Insulating Bushing
332A876 Hi-Temp Switch Terminal

12JC-4XR/3398L

Generator - 10JC4XN1C
Control - Code 32(W.D.612B1543)
Code 69(W.D.612B1872)
Code 97(W.D.612C2240)
Code 212(W.D.625A423)
Engine - Spec L
*159A799 Fuel Tank Assy.
*405A1422 Housing Assy.

12JC-4XR/3486K

Generator - 10JC4XN1C
Control - Code 12(W.D.612C1252)
Code 186(W.D.615B234)
Code 212(W.D.625A423)
Engine - Spec K
*143B243 Carburetor (Gas)
134D1602 Air Outlet Duct

12JC-4XR/3486L

Generator - 10JC4XN1C
Control - Code 97(W.D.612C2240)
Code 186(W.D.615B234)
Code 212(W.D.625A423)
Engine - Spec L
*143B318 Carburetor (Gas)
134D1602 Air Outlet Duct

12JC-4XR/3518K

Generator - 10JC4XN1C
Control - Code 12(W.D.612C1252)
Code 212(W.D.625A423)
Engine - Spec K
*143B243 Carburetor (Gas)
*134D1234 Air Shutter Assy.

12JC-4XR/3518L

Generator - 10JC4XN1C
Control - Code 97(W.D.612C2240)
Code 212(W.D.625A423)
Engine - Spec L
*143B318 Carburetor (Gas)
*134D1234 Air Shutter Assy.

12JC-4XR/3596P

Generator - 10JC4XN1C
Control - Code 101(W.D.612C2244)
Code 177(W.D.615B214)
Code 212(W.D.625A423)
Engine - Spec P
*143B307 Carburetor (Gas-Gaso.)
*134D1613 Air Shutter Assy.

12JC-4XR/3663K

Generator - 10JC4XN1C
Control - Code 25(W.D.612C1477)
Code 212(W.D.625A423)
Engine - Spec K
*143B229 Carburetor (Gas-Gaso.)
*134D1234 Air Shutter Assy.

12JC-4XR/3663P

Generator - 10JC4XN1C
Control - Code 101(W.D.612C2244)
Code 212(W.D.625A423)
Engine - Spec P
*143B307 Carburetor (Gas-Gaso.)
*134D1613 Air Shutter Assy.

12JC-4XR/4145P

Generator - 10JC4XN1C
Control - Code 101(W.D.612C2244)
Code 186(W.D.615B234)
Code 212(W.D.625A423)
Engine - Spec P
*143B307 Carburetor (Gas-Gaso.)
134D1602 Air Outlet Duct

12JC-4XR/4710P

Generator - 10JC4XN1P
Control - Code 32(W.D.612B1543)
Code 65(W.D.612B1859)
Code 101(W.D.612C2244)
Code 212(W.D.625A423)
Engine - Spec P
*143B318 Carburetor (Gas)
*405A1424 Housing Assy.

12JC-4XR/5020L

Generator - 10JC4XN1C
Control - Code 32(W.D.612B1543)
Code 97(W.D.612C2240)
Code 208(W.D.625A23)
Code 212(W.D.625A423)

Engine - Spec L
*143B318 Carburetor (Gas)
*405A1423 Housing Assy.
102B549 Oil Base
333B102 Oil Base Heater
333B88 Heater Box
333A87 Heater Box Cover
508A100 Heater Box Grommet
309A168 Heater Thermostat

12JC-4XR/5154P

Generator - 10JC/182
Control - Code 142(W.D.612C2600)
Code 201(W.D.615B280)
Code 212(W.D.625A423)

Engine - Spec P
*143B318 Carburetor (Gas)
403B661 Skid Base
416A501 Battery Bracket (2)
416B502 Battery Hold-down Frame
416B522 Battery Support Plate

12JC-4XR/5307P

Generator - 10JC4XN1C
Control - Code 110(W.D.612C2285)
Code 186(W.D.615B234)
Code 208(W.D.625A23)
Code 212(W.D.625A423)
Engine - Spec P
134D1602 Air Outlet Duct
102B549 Oil Base
333B102 Oil Base Heater

12JC-4XR/5307P (Cont.)

333B88 Heater Box
333A87 Heater Box Cover
508A100 Heater Box Grommet
309A168 Heater Thermostat
403B661 Skid Base
416A501 Battery Bracket (2)
416B502 Battery Hold-down Frame
416B522 Battery Support Plate
*140K893 Carb. Air Heater Kit

12JC-4XR31/2468M

Generator - 10JC4XN1C
Control - Code 84(W.D.612C2067)
Code 212(W.D.625A423)
Engine - Spec M
*143B318 Carburetor (Gas)
307P312 Supply Line Fuel Solenoid Valve - Electric
149-558 Supply Line Fuel Strainer
104B477 Crankshaft
134B1446 Flywheel & Hub
134B1486 Flywheel Only
112A106 Piston & Pin Assy. (4)
103C252 Gear Cover Assy.
103D225 Gear Cover Backplate
103C231 Gear Cover Gasket
*191B453 Starter Motor - Incl. Gear
191A457 Idler Gear Assy.
191A342 Idler Gear Base & Shaft
518-196 Idler Gear Retaining Ring
526-175 Idler Gear Thrust Washer
191B354 Crankshaft Gear & Clutch
307B40 Start Solenoid
306A195 Start Solenoid Bracket
336A1391 Starter to Solenoid Lead
134D1602 Air Outlet Duct

12JC-4XRV/4471L

Generator - 10JC4XN1C
Control - Code 101(W.D.612C2244)
Code 201(W.D.615B280)
Code 208(W.D.625A23)
Code 212(W.D.625A423)
Engine - Spec L
Vacu-Flo Cooled
*143B318 Carburetor (Gas)
102B549 Oil Base
333B102 Oil Base Heater
333B88 Heater Box
333A87 Heater Box Cover
508A100 Heater Box Grommet
309A168 Heater Thermostat

12JC-5DR/1J

Generator - 10JC5DN1C
Control - Code 14(W.D.612C1254)
Code 212(W.D.625A423)
Engine - Spec J

* Refer to Accessory Section for Component Parts.

MODEL DATA SECTION

41

12JC-5DR/1K

Generator - 10JC5DN1C
Control - Code 14(W.D.612C1254)
Code 212(W.D.625A423)
Engine - Spec K

12JC-5DR/1P

Generator - 10JC5DN1C
Control - Code 98(W.D.612C2241)
Code 212(W.D.625A423)
Engine - Spec P

12JC-5DR/7K

Generator - 10JC5DN1C
Control - Code 14(W.D.612C1254)
Code 32(W.D.612B1543)
Code 212(W.D.625A423)
Engine - Spec K
*405A1421 Housing Assy.

12JC-5DR/12L

Generator - 10JC5DN1C
Control - Code 98(W.D.612C2241)
Code 212(W.D.625A423)
Engine - Spec L
*143B307 Carburetor (Gas-Gaso.)

12JC-5DR/12P

Generator - 10JC5DN1C
Control - Code 98(W.D.612C2241)
Code 212(W.D.625A423)
Engine - Spec P
*143B307 Carburetor (Gas-Gaso.)

12JC-5DR/13J

Generator - 10JC5DN1C
Control - Code 14(W.D.612C1254)
Code 212(W.D.625A423)
Engine - Spec J
*143B243 Carburetor (Gas)

12JC-5DR/13K

Generator - 10JC5DN1C
Control - Code 14(W.D.612C1254)
Code 212(W.D.625A423)
Engine - Spec K
*143B243 Carburetor (Gas)

12JC-5DR/13L

Generator - 10JC5DN1C
Control - Code 98(W.D.612C2241)
Code 212(W.D.625A423)
Engine - Spec L
*143B318 Carburetor (Gas)

12JC-5DR/13P

Generator - 10JC5DN1C
Control - Code 98(W.D.612C2241)
Code 212(W.D.625A423)
Engine - Spec P
*143B318 Carburetor (Gas)

12JC-5DR/96L

Generator - 10JC5DN1C
Control - Code 102(W.D.612C2245)
Code 212(W.D.625A423)
Engine - Spec L

12JC-5DR/710K

Generator - 10JC5DN1C
Control - Code 14(W.D.612C1254)
Code 178(W.D.615B216)
Code 212(W.D.625A423)
Engine - Spec K

12JC-5DR/710L

Generator - 10JC5DN1C
Control - Code 98(W.D.612C2241)
Code 178(W.D.612B216)
Code 212(W.D.625A423)
Engine - Spec L

12JC-5DR/742P

Generator - 10JC5DN1C
Control - Code 98(W.D.612C2241)
Code 178(W.D.615B216)
Code 212(W.D.625A423)
Engine - Spec P
*159B760 Reservoir Tank Assy.

12JC-5DR/1041K

Generator - 10JC5DN1C
Control - Code 14(W.D.612C1254)
Code 32(W.D.612B1543)
Code 212(W.D.625A423)
Engine - Spec K

*159A799 Fuel Tank Assy.
*405A1421 Housing Assy.

12JC-5DR/1092P

Generator - 10JC5DN1C
Control - Code 98(W.D.612C2241)
Code 67(W.D.612B1870)
Code 32(W.D.612B1543)
Code 212(W.D.625A423)
Engine - Spec P

*405A1422 Housing Assy.
*159A799 Fuel Tank Assy.
*140K893 Carb. Air Heater Kit

12JC-5DR/1983L

Generator - 10JC5DN1C
Control - Code 102(W.D.612C2245)
Code 212(W.D.625A423)
Engine - Spec L
*143B318 Carburetor

12JC-5DR/2165A

Generator - 12JC5DN1A
Control - Code 9(W.D.612C1199)
Code 209(W.D.625C292)
Engine - Spec A

12JC-5DR/2165B

Generator - 12JC5DN1B
Control - Code 14(W.D.612C1254)
Code 210(W.D.625C386)
Engine - Spec B

12JC-5DR/2468J

Generator - 10JC5DN1C
Control - Code 14(W.D.612C1254)
Code 212(W.D.625A423)
Engine - Spec J
134D1602 Air Outlet Duct

12JC-5DR/2468K

Generator - 10JC5DN1C
Control - Code 12(W.D.612C1254)
Code 212(W.D.625A423)
Engine - Spec K
134D1602 Air Outlet Duct

12JC-5DR/2468L

Generator - 10JC5DN1C
Control - Code 98(W.D.612C2241)
Code 212(W.D.625A423)
Engine - Spec L
134D1602 Air Outlet Duct

12JC-5DR/2539K

Generator - 10JC5DN1C
Control - Code 14(W.D.612C1254)
Code 212(W.D.625A423)
Engine - Spec K
*143B243 Carburetor (Gas)
134D1602 Air Outlet Duct

12JC-5DR/3089J

Generator - 10JC5DN1C
Control - Code 26(W.D.612C1478)
Code 212(W.D.625A423)
Engine - Spec J
*134D1234 Air Shutter Assy.

12JC-5DR/3089P

Generator - 10JC5DN1C
Control - Code 102(W.D.612C2245)
Code 212(W.D.625A423)
Engine - Spec P
*134D1613 Air Shutter Assy.
*140K893 Carb. Air Heater Kit

12JC-5DR/3547K

Generator - 10JC5DN1C
Control - Code 26(W.D.612C1478)
Code 212(W.D.625A423)
Engine - Spec K
*134D1234 Air Shutter Assy.
*140K661 Carb. Air Heater Kit

12JC-5DR/3547L

Generator - 10JC5DN1C
Control - Code 102(W.D.612C2245)
Code 212(W.D.625A423)
Engine - Spec L
*134D1613 Air Shutter Assy.
*140K661 Carb. Air Heater Kit

12JC-5DR/3663L

Generator - 10JC5DN1C
Control - Code 102(W.D.612C2245)
Code 212(W.D.625A423)
Engine - Spec L
*143B307 Carburetor (Gas-Gaso.)
*134D1234 Air Shutter Assy.

* Refer to Accessory Section for Component Parts.

MODEL DATA SECTION

12JC-5DR/3808J

Generator - 10JC5DN1C
Control - Code 26(W.D.612C1478)
Code 178(W.D.615B216)
Code 212(W.D.625A423)

Engine - Spec J
*134D1234 Air Shutter Assy.

12JC-5DR/4208K

Generator - 10JC5DN1C
Control - Code 14(W.D.612C1254)
Code 212(W.D.625A423)

Engine - Spec K
134D1602 Air Outlet Duct

12JC-5DR/4208L

Generator - 10JC5DN1C
Control - Code 98(W.D.612C2241)
Code 212(W.D.625A423)

Engine - Spec L
134D1602 Air Outlet Duct

12JC-5DR/4529L

Generator - 10JC5DN1C
Control - Code 102(W.D.612C2245)
Code 212(W.D.625A423)

Engine - Spec L
134D1602 Air Outlet Duct
*140K661 Carb. Air Heater Kit

12JC-5DR/4536L

Generator - 10JC5DN1C
Control - Code 98(W.D.612C2241)
Code 212(W.D.625A423)

Engine - Spec L
*143B318 Carburetor (Gas)
134D1602 Air Outlet Duct
403B661 Skid Base
416A501 Battery Bracket (2)
416B502 Battery Hold-down
Frame
416B522 Battery Support Plate

12JC-5DR/5259L

Generator - 10JC5DN1C
Control - Code 98(W.D.612C2241)
Code 212(W.D.625A423)

Engine - Spec L
*134D1613 Air Shutter Assy.

12JC-5DRV/1J

Generator - 10JC5DN1C
Control - Code 14(W.D.612C1254)
Code 212(W.D.625A423)

Engine - Spec J
Vacu-Flo Cooled

12JC-5DRV/1K

Generator - 10JC5DN1C
Control - Code 14(W.D.612C1254)
Code 212(W.D.625A423)

Engine - Spec K
Vacu-Flo Cooled

12JC-5DRV/1L

Generator - 10JC5DN1C
Control - Code 98(W.D.612C2241)

12JC-5DRV/1L (Cont.)

Code 212(W.D.625A423)
Engine - Spec L
Vacu-Flo Cooled

12JC-5DRV/1P

Generator - 10JC5DN1C
Control - Code 98(W.D.612C2241)
Code 212(W.D.625A423)

Engine - Spec P
Vacu-Flo Cooled

12JC-5DRV/525K

Generator - 12.5JC5DN1C
Control - Code 14(W.D.612C1254)
Code 212(W.D.625A423)

Engine - Spec K

12JC-5DRV/2896L

Generator - 10JC5DN1C
Control - Code 98(W.D.612C2241)
Code 212(W.D.625A423)

Engine - Spec L
Vacu-Flo Cooled
*143B318 Carburetor (Gas)
309P162 Hi-Temp. Cut-Off
Switch
338A337 Hi-Temp. Switch
Wiring Harness

12JC-6DR/2539L

Generator - 10JC/134
Control - Code 108(W.D.612C2268)
Code 212(W.D.625A423)

Engine - Spec L
*143B318 Carburetor (Gas)
134D1602 Air Outlet Duct

12JC-8E/4229K

Generator - 10JC/103
Control - Code 94(W.D.612C2186)
Code 212(W.D.625A423)

Engine - Spec K
*143B243 Carburetor (Gas)
140C645 Air Cleaner Adapter
*191C427 Starter Motor
134D1178 Grille & Crank Support
193A108 Oil Pressure Sender
193B107 Oil Pressure Gage
502A94 Oil Sender Elbow -
45°
336A1391 Starter to Control
Lead

12JC-8RV31/1L

Generator - 10JC/151
Control - Code 84(W.D.612C2067)
Code 212(W.D.625A423)

Engine - Spec L
Vacu-Flo Cooled
*143B318 Carburetor (Gas)
307P312 Supply Line Fuel
Solenoid Valve -
Electric
149-558 Supply Line Fuel
Strainer
104B477 Crankshaft

12JC-8RV31/1L (Cont.)

112A106 Piston & Pin Assy. (4)
103C252 Gear Cover Assy.
103D225 Gear Cover Backplate
103C231 Gear Cover Gasket
*191B453 Starter Motor - Incl.
Gear
191A457 Idler Gear Assy.
191A342 Idler Gear Base &
Shaft
518-196 Idler Gear Retaining
Ring
526-175 Idler Gear Thrust
Washer
191B345 Crankshaft Gear &
Clutch
307B845 Start Solenoid
306A195 Start Solenoid Bracket
336A1199 Starter to Solenoid
Lead

12JC-8RV31/1M

Generator - 10JC/151
Control - Code 84(W.D.612C2067)
Code 212(W.D.625A423)

Engine - Spec M
Vacu-Flo Cooled
*143B318 Carburetor (Gas)
307P312 Supply Line Fuel Sole-
noid Valve - Electric
149-558 Supply Line Fuel
Strainer
104B477 Crankshaft
112A106 Piston & Pin Assy. (4)
103C252 Gear Cover Assy.
103D225 Gear Cover Backplate
103C231 Gear Cover Gasket
*191B453 Starter Motor - Incl.
Gear
191A457 Idler Gear Assy.
191A342 Idler Gear Base &
Shaft
518-196 Idler Gear Retaining
Ring
526-175 Idler Gear Thrust
Washer
191B345 Crankshaft Gear &
Clutch
307B845 Start Solenoid
306A195 Start Solenoid Bracket
336A1199 Starter to Solenoid
Lead

12JC-52R/1369G

Generator - 12.5JC53N1C
Control - Code 10(W.D.612C1250)
Code 187(W.D.615B236)
Code 213(W.D.625C426)

Engine - Spec G

12JC-53E/2723F

Generator - 12.5JC53N1C
Control - Code 19(W.D.612C1348)
Code 213(W.D.625C426)

Engine - Spec F
*143C223 Carburetor (Gasoline)
153A326 Manual Choke Arm

* Refer to Accessory Section for Component Parts.

MODEL DATA SECTION

43

12JC-53E/2723F (Cont.)

153B332 Manual Choke Cable
 *162A242 Magneto & Gear Assy.
 167A1396 Spark Plug Cable (2)
 167A1379 Spark Plug Cable (1)
 167A1381 Spark Plug Cable (1)
 509P18 "0" Ring Seal

12JC-53M/3798J

Generator - 12.5JC/88
 Control - Code 3(602B214)
 Code 217(W.D.625C516)
 Engine - Spec J
 *143C223 Carburetor (Gasoline)
 134C1446 Flywheel & Hub
 134B1486 Flywheel Only
 103D226 Gear Cover Backplate
 153B332 Manual Choke Cable
 153A326 Manual Choke Arm
 153A327 Manual Choke Bracket
 150B949 Governor Arm
 *161A247 Magneto & Gear Assy.
 167A81 Spark Plug (4)
 167A1454 Spark Plug Cable (3)
 167A1455 Spark Plug Cable (1)
 520-339 Magneto Mtg. Stud
 (3/8" x 2")
 520-118 Magneto Mtg. Stud
 (3/8" x 1-1/2")
 518P176 Choke Cable Clip
 134B1499 Housing Panel - Bottom
 134D1280 Housing Cover - Top
 110A1329 Cyl. Block Assy.
 Incl. Bearings
 150A815 Governor Bracket &
 Choke Plate Assy.

12JC-53M/3798P

Generator - 12.5JC/88
 Control - Code 3(W.D.602B214)
 Code 217(W.D.625C516)
 Engine - Spec P
 *143C223 Carburetor (Gasoline)
 134C1446 Flywheel & Hub
 134B1486 Flywheel Only
 103D226 Gear Cover Backplate
 153B332 Manual Choke Cable
 153A326 Manual Choke Arm
 153A327 Manual Choke Bracket
 150B949 Governor Arm
 *161A247 Magneto & Gear Assy.
 167A81 Spark Plug (4)
 167A1454 Spark Plug Cable (3)
 167A1455 Spark Plug Cable (1)
 520-339 Magneto Mtg. Stud
 (3/8" x 2")
 520-118 Magneto Mtg. Stud
 (3/8" x 1-1/2")
 518P176 Choke Cable Clip
 134B1499 Housing Panel - Bottom
 134D1280 Housing Cover - Top
 110A1329 Cyl. Block Assy. -
 Includes Bearings
 150A815 Governor Bracket &
 Choke Plate Assy.

12JC-53R/1C

Generator - 12.5JC53N1B
 Control - Code 10(W.D.612C1250)

12JC-53R/1C (Cont.)

Code 211(W.D.625C414)
 Engine - Spec C

12JC-53R/1F

Generator - 12.5JC53N1C
 Control - Code 10(W.D.612C1250)
 Code 213(W.D.625C426)
 Engine - Spec F

12JC-53R/1G

Generator - 12.5JC53N1C
 Control - Code 10(W.D.612C1250)
 Code 213(W.D.625C426)
 Engine - Spec G

12JC-53R/1J

Generator - 12.5JC53N1C
 Control - Code 10(W.D.612C1250)
 Code 213(W.D.625C426)
 Engine - Spec J

12JC-53R/1L

Generator - 12.5JC53N1C
 Control - Code 96(W.D.612C2239)
 Code 213(W.D.625C426)
 Engine - Spec L

12JC-53R/13L

Generator - 12.5JC53N1C
 Control - Code 96(W.D.612C2239)
 Code 213(W.D.625C426)
 Engine - Spec L
 *143B318 Carburetor (Gas)

12JC-53R/391G

Generator - 12.5JC53N1C
 Control - Code 24(W.D.612C1476)
 Code 213(W.D.625C426)
 Engine - Spec G
 *159B760 Reservoir Tank Assy.

12JC-53R/391K

Generator - 12.5JC53N1C
 Control - Code 24(W.D.612C1476)
 Code 213(W.D.625C426)
 Engine - Spec K
 *159B760 Reservoir Tank Assy.

12JC-53R/391L

Generator - 12.5JC53N1C
 Control - Code 100(W.D.612C2243)
 Code 213(W.D.625C426)
 Engine - Spec L
 *159B760 Reservoir Tank Assy.

12JC-53R/391P

Generator - 12.5JC53N4C
 Control - Code 148(W.D.-12C2656)
 Code 222(W.D.625A633)
 Engine - Spec P
 *159B760 Reservoir Tank Assy.

12JC-53R/710F

Generator - 12.5JC53N1C
 Control - Code 10(W.D.612C1250)
 Code 174(W.D.615B199)
 Code 213(W.D.625C426)
 Engine - Spec F

12JC-53R/710H

Generator - 12.5JC53N1C
 Control - Code 10(W.D.612C1250)
 Code 174(W.D.615B199)
 Code 213(W.D.625C426)
 Engine - Spec H

12JC-53R/710J

Generator - 12.5JC53N1C
 Control - Code 10(W.D.612C1250)
 Code 174(W.D.615B199)
 Code 213(W.D.625C426)
 Engine - Spec J

12JC-53R/710K

Generator - 12.5JC53N1C
 Control - Code 10(W.D.612C1250)
 Code 174(W.D.615B199)
 Code 213(W.D.625C426)
 Engine - Spec K

12JC-53R/710L

Generator - 12.5JC53N1C
 Control - Code 96(W.D.612C2239)
 Code 174(W.D.615B199)
 Code 213(W.D.625C426)
 Engine - Spec L

12JC-53R/710P

Generator - 12.5JC53N4C
 Control - Code 147(W.D.612C2655)
 Code 174(W.D.615B199)
 Code 222(W.D.625A633)
 Engine - Spec P

12JC-53R/2198J

Generator - 12.5JC53N1C
 Control - Code 24(W.D.612C1476)
 Code 213(W.D.625C426)
 Engine - Spec J
 309P162 Hi-Temp. Cut-Off Switch
 309A174 Hi-Temp. Switch Bracket
 338A270 Hi-Temp. Switch Wiring
 Harness

12JC-53R/2468G

Generator - 12.5JC53N1C
 Control - Code 10(W.D.612C1250)
 Code 213(W.D.625C426)
 Engine - Spec G
 134D1602 Air Outlet Duct

12JC-53R/3070F

Generator - 12.5JC53N1C
 Control - Code 10(W.D.612C1250)
 Code 174(W.D.615B199)
 Code 213(W.D.625C426)
 Engine - Spec F

12JC-53R/3661J

Generator - 12.5JC53N1C

* Refer to Accessory Section for Component Parts.

MODEL DATA SECTION

12JC-53R/3661J (Cont.)

Control - Code 24(W.D.612C1476)
Code 185(W.D.615B232)
Code 213(W.D.625C426)

Engine - Spec J

403B661 Skid Base
416A501 Battery Bracket (2)
416B502 Battery Hold-down
Frame
416B522 Battery Support Plate
*140K677 Oil Bath Air Cleaner
Kit
155B77 Exhaust Muffler

12JC-53RV/96L

Generator - 12.5JC53N1C
Control - Code 100(W.D.612C2243)
Code 213(W.D.625C426)

Engine - Spec L

Vacu-Flo Cooled

12JC-53RV/96P

Generator - 12.5JC53N4C
Control - Code 148(W.D.612C2656)
Code 222(W.D.625A633)

Engine - Spec P

Vacu-Flo Cooled

12JC-53RV/5237L

Generator - 12.5JC53N1C
Control - Code 100(W.D.612C2243)
Code 213(W.D.625C426)

Engine - Spec L

Vacu-Flo Cooled
*140K892 Carb. Air Heater Kit

12JC-54R/1K

Generator - 12.5JC54N1C
Control - Code 12(W.D.612C1252)
Code 213(W.D.625C426)

Engine - Spec K

12JC-55DR/710G

Generator - 12.5JC55DN1C
Control - Code 14(W.D.612C1254)
Code 178(W.D.615B216)
Code 213(W.D.625C426)

Engine - Spec G

12JC-55DR/2720G

Generator - 12.5JC55DN1C
Control - Code 14(W.D.612C1254)
Code 213(W.D.625C426)

Engine - Spec G

12JC-55DRV/2198L

Generator - 12.5JC55DN1C
Control - Code 102(W.D.612C2245)
Code 213(W.D.625C426)

Engine - Spec L

Vacu-Flo Cooled
309P196 Hi-Temp. Cut-Off
Switch
309A195 Hi-Temp. Switch
Bracket
508A126 Hi-Temp. Switch In-
sulating Washer
508A127 Hi-Temp. Switch In-
sulating Bushing
332A876 Hi-Temp. Switch
Terminal

12JC-57R/1C

Generator - 12.5JC57N1B
Control - Code 12(W.D.612C1252)
Code 211(W.D.625C414)

Engine - Spec C

12JC-57R/1G

Generator - 12.5JC57N1C
Control - Code 12(W.D.612C1252)
Code 213(W.D.625C426)

Engine - Spec G

12JC-57R/1J

Generator - 12.5JC57N1C
Control - Code 12(W.D.612C1252)
Code 213(W.D.625C426)

Engine - Spec J

12JC-57R/1K

Generator - 12.5JC57N1C
Control - Code 12(W.D.612C1252)
Code 213(W.D.625C426)

Engine - Spec K

12JC-57R/1L

Generator - 12.5JC57N1C
Control - Code 97(W.D.612C2240)
Code 213(W.D.625C426)

Engine - Spec L

12JC-57R/1041L

Generator - 12.5JC57N1C
Control - Code 32(W.D.612B1543)
Code 97(W.D.612C2240)
Code 213(W.D.625C426)

Engine - Spec L

*159A799 Fuel Tank Assy.
*405A1421 Housing Assy.

12JC-57R/1041P

Generator - 12.5JC57N4C
Control - Code 149(W.D.612C2657)
Code 32(W.D.612B1543)
Code 222(W.D.625A633)

Engine - Spec P

*405A1421 Housing Assy.
*159A799 Fuel Tank Assy.

12JC-57R/2669G

Generator - 12.5JC57N1C
Control - Code 12(W.D.612C1252)
Code 213(W.D.625C426)

Engine - Spec G

*159B760 Reservoir Tank Assy.
134D1602 Air Outlet Duct

12JC-57R/2669L

Generator - 12.5JC57N1C
Control - Code 97(W.D.612C2240)
Code 213(W.D.625C426)

Engine - Spec L

*159B760 Reservoir Tank Assy.
134D1602 Air Outlet Duct

12JC-57R/2701J

Generator - 12.5JC57N1C
Control - Code 12(W.D.612C1252)
Code 213(W.D.625C426)

Engine - Spec J

134D1602 Air Outlet Duct

12JC-57R/2701J (Cont.)

309P162 Hi-Temp. Cut-Off Switch
338A270 Hi-Temp. Switch Wiring
Harness

12JC-57R/5114L

Generator - 12.5JC57N1C
Control - Code 32(W.D.612B1543)
Code 101(W.D.612C2244)
Code 213(W.D.625C426)

Engine - Spec L

*159A799 Fuel Tank Assy.
*405A1421 Housing Assy.
309P196 Hi-Temp. Cut-Off Switch
309A195 Hi-Temp. Switch Bracket
508A126 Hi-Temp. Switch In-
sulating Washer
508A127 Hi-Temp. Switch In-
sulating Bushing
332A876 Hi-Temp. Switch Terminal

12JC-57XR/96G

Generator - 12.5JC/34
Control - Code 25(W.D.612C1477)
Code 213(W.D.625C426)

Engine - Spec G

12JC-57XR/1872G

Generator - 12.5JC/34
Control - Code 31(W.D.612C1511)
Code 213(W.D.625C426)

Engine - Spec G

167A81 Spark Plug (4)
167A1414 Spark Plug Cable - Short
(3)
167A1415 Spark Plug Cable - Long
(1)
167A1358 Coil to Distributor
Cable
336A1284 Coil to Distributor Lead
312-121 Feed thru Condenser
(Mtd. on Coil Shield)
312A58 Ignition Condenser
167-167 Coil Shield
167-168 Coil Shield Cover
167-169 Coil Shield Clamp
167-197 Distributor Shield Assy.
167-185 Distributor Shield
Terminal
134D1280 Housing Cover (Top)

12JC-57XR/2468G

Generator - 12.5JC/34
Control - Code 12(W.D.612C1252)
Code 213(W.D.625C426)

Engine - Spec G

134D1602 Air Outlet Duct

12JC-57XR/3089J

Generator - 12.5JC/34
Control - Code 25(W.D.612C1477)
Code 213(W.D.625C426)

Engine - Spec J

*134D1234 Air Shutter Assy.

12JC-57XRV/96L

Generator - 12.5JC/34
Control - Code 101(W.D.612C2244)
Code 213(W.D.625C426)

Engine - Spec L

Vacu-Flo Cooled

MODEL DATA SECTION

45

12JC-57XRV/96P

Generator - 12.5JC/34
Control - Code 101(W.D.612C2244)
Code 213(W.D.625C426)
Engine - Spec P
Vacu-Flo Cooled

12JC-57XRV/4311L

Generator - 12.5JC/34
Control - Code 101(W.D.612C2244)
Code 213(W.D.625C426)
Engine - Spec L
Vacu-Flo Cooled
*143B318 Carburetor (Gas)

12JC-99R/3971K

Generator - 10JC/102
Control - Code 82(W.D.612C2054)
Code 212(W.D.625A423)
Engine - Spec K
*159B760 Reservoir Tank Assy.
134D1602 Air Outlet Duct

12JC-99R/4764L

Generator - 10JC/162
Control - Code 125(W.D.612C2430)
Code 212(W.D.625A423)
Engine - Spec L
134D1602 Air Outlet Duct

12JC-99RV/5072L

Generator - 10JC/204
Control - Code 152(W.D.612C2677)
Code 224(W.D.625A712)
Engine - Spec L
Vacu-Flo Cooled

15JC-1R31/1P

Generator - 15JC3N4C
Control - Code 121(W.D.612C2402)
Code 221(W.D.625A632)
Engine - Spec P
*143B318 Carburetor (Gas)
104B477 Crankshaft
134B1446 Flywheel & Hub
134B1486 Flywheel Only
112A106 Piston & Pin Assy. (4)
307P312 Supply Line Fuel Solenoid Valve - Elec.
149P558 Supply Line Fuel Strainer
*191B453 Starter Motor - Incl. Gear
336A1199 Starter to Solenoid Lead
191A457 Idler Gear Assy.
191B354 Crankshaft Gear & Clutch
191A342 Idler Gear Base & Shaft
518-196 Idler Gear Retaining Ring
526-175 Idler Gear Thrust Washer
307B845 Start Solenoid
306A195 Start Solenoid Bracket
103C252 Gear Cover Assy.
103C231 Gear Cover Gasket
103D225 Gear Cover Backplate

12JC-3E/2864F

Generator - 15JC/25
Control - Code 22(W.D.612C1402)
Code 212(W.D.625A423)
Engine - Spec F
*191C427 Starter Motor
191A320 Starter Support Bracket
336A1391 Starter to Control Lead
134D1602 Air Outlet Duct
103B221 Backplate Opening Cover
309P162 Hi-Temp. Cut-Off Switch
338A270 Hi-Temp. Switch Wiring Harness

15JC-3E/2864J

Generator - 15JC/25
Control - Code 22(W.D.612C1402)
Code 212(W.D.625A423)
Engine - Spec J
*191C427 Starter Motor
191A320 Starter Support Bracket
336A1391 Starter to Control Lead
103B221 Backplate Opening Cover

15JC-3E/3362H

Generator - 15JC/50
Control - Code 51(W.D.612B1709)
Code 52(W.D.612C1710)
Code 215(W.D.625C496)
Engine - Spec H
*191C427 Starter Motor
336A1391 Starter to Control Lead
191A320 Starter Support Bracket
123A681 Oil Fill Tube
*143B272 Carburetor
150B880 Governor to Carb. Link
105E242 Camshaft
105B202 Camshaft Gear
103C263 Gear Cover Assy.
*140K661 Carb. Air Pre-Heater Kit
134D1230 Housing Bottom Panel
*151C201 Governor Assy.
151A275 Governor Control Rod
406A12 Control Rod Hand Wheel
151C274 Control Rod Support Bracket
406A165 Control Rod Clevis
406-43 Clevis Pin
232A234 Control Rod Stop Spacer
405A2 Housing Grommet-Control Rod
*405A1354 Housing Assembly

15JC-3E/3728J

Generator - 15JC/80
Control - Code 75(W.D.612B1927)

15JC-3E/3728J (Cont.)

Code 219(W.D.625C550)
Engine - Spec J
110A1329 Cyl. Block Assy.
102B552 Oil Base
150B949 Governor Arm
*161A247 Magneto - Incl. Gear
160B674 Magneto Gear
167-199 Spark Plug (4)
167B1433 Spark Plug Cable - Long (2)
167B1432 Spark Plug Cable - Short (2)
134B1499 Housing Bottom Panel
134D1535 Housing Cover
134D1533 Grille & Crank Support
*134D1513 Air Shutter Assy.

15JC-3E/3893F

Generator - 15JC/25
Control - Code 22(W.D.612C1402)
Code 212(W.D.625A423)
Engine - Spec F
*191C427 Starter Motor
191A320 Starter Support Bracket
336A1391 Starter to Control Lead.
103B221 Backplate Opening Cover
*405A1335 Housing Assy. - EXCEPT Use #405B1427 Left Hand Panel
*159A799 Fuel Tank Assy.

15JC-3E/4041K

Generator - 15JC/25
Control - Code 87(W.D.612C2105)
Code 212(W.D.625A423)
Engine - Spec K
*191C427 Starter Motor
191A320 Starter Support Bracket
336A1391 Starter to Control Lead
103B221 Backplate Opening Cover

15JC-3E/4691L

Generator - 15JC3N1C
Control - Code 126(W.D.612C2434)
Code 212(W.D.625A423)
Engine - Spec L
123A681 Oil Fill Tube
150B880 Governor to Carb. Link
*143B333 Carburetor
105E242 Camshaft
105B202 Camshaft Gear
103C263 Gear Cover Assy.
*151C201 Governor Assy.
151A275 Governor Control Rod
406A12 Control Rod Hand Wheel
151C274 Control Rod Support Bracket
406A165 Control Rod Clevis
406-43 Clevis Pin
232A234 Control Rod Stop Spacer
508A2 Housing Grommet - Control Rod

15JC-3R/1A

Generator - 15JC3N1A
Control - Code 4(W.D.612C1132)
Code 209(W.D.625C292)
Engine - Spec A

* Refer to Accessory Section for Component Parts.

MODEL DATA SECTION

15JC-3R/1B

Generator - 15JC3N1B
Control - Code 10(W.D.612C1250)
Code 210(W.D.625C386)
Engine - Spec B

15JC-3R/1C

Generator - 15JC3N1B
Control - Code 10(W.D.612C1250)
Code 210(W.D.625C386)
Engine - Spec C

15JC-3R/1D

Generator - 15JC3N1B
Control - Code 10(W.D.612C1250)
Code 210(W.D.625C386)
Engine - Spec D

15JC-3R/1E

Generator - 15JC3N1C
Control - Code 10(W.D.612C1250)
Code 212(W.D.625A423)
Engine - Spec E

15JC-3R/1F

Generator - 15JC3N1C
Control - Code 10(W.D.612C1250)
Code 212(W.D.625A423)
Engine - Spec F

15JC-3R/1G

Generator - 15JC3N1C
Control - Code 10(W.D.612C1250)
Code 212(W.D.625A423)
Engine - Spec G

15JC-3R/1H

Generator - 15JC3N1C
Control - Code 10(W.D.612C1250)
Code 212(W.D.625A423)
Engine - Spec H

15JC-3R/1J

Generator - 15JC3N1C
Control - Code 10(W.D.612C1250)
Code 212(W.D.625A423)
Engine - Spec J

15JC-3R/1K

Generator - 15JC3N1C
Control - Code 10(W.D.612C1250)
Code 212(W.D.625A423)
Engine - Spec K

15JC-3R/1L

Generator - 15JC3N1C
Control - Code 96(W.D.612C2239)
Code 212(W.D.625A423)
Engine - Spec L

15JC-3R/1P

Generator - 15JC3N4C
Control - Code 147(W.D.612C2655)
Code 221(W.D.625A632)
Engine - Spec P

15JC-3R/7K

Generator - 15JC3N1C
Control - Code 10(W.D.612C1250)

15JC-3R/7K (Cont.)

Code 32(W.D.612B1543)
Code 212(W.D.625A423)
Engine - Spec K
*405A1421 Housing Assy.

15JC-3R/7L

Generator - 15JC3N1C
Control - Code 96(W.D.612C2239)
Code 32(W.D.612B1543)
Code 212(W.D.625A423)
Engine - Spec L
*405A1421 Housing Assy.

15JC-3R/7P

Generator - 15JC3N4C
Control - Code 32(W.D.612B1543)
Code 147(W.D.612C2655)
Code 221(W.D.625A632)
Engine - Spec P
*405A1421 Housing Assy.
*140K893 Carb. Air Heater Kit

15JC-3R/12A

Generator - 15JC3N1A
Control - Code 4(W.D.612C1132)
Code 209(W.D.625C292)
Engine - Spec A
*143B229 Carburetor (Gas-Gaso.)

15JC-3R/12B

Generator - 15JC3N1A
Control - Code 4(W.D.612C1132)
Code 209(W.D.625C292)
Engine - Spec B
*143B229 Carburetor (Gas-Gaso.)

15JC-3R/12C

Generator - 15JC3N1B
Control - Code 10(W.D.612C1250)
Code 210(W.D.625C386)
Engine - Spec C
*143B229 Carburetor (Gas-Gaso.)

15JC-3R/12E

Generator - 15JC3N1C
Control - Code 10(W.D.611C1250)
Code 212(W.D.625A423)
Engine - Spec E
*143B229 Carburetor (Gas-Gaso.)

15JC-3R/12G

Generator - 15JC3N1C
Control - Code 10(W.D.612C1250)
Code 212(W.D.625A423)
Engine - Spec G
*143B229 Carburetor (Gas-Gaso.)

15JC-3R/12H

Generator - 15JC3N1C
Control - Code 10(W.D.612C1250)
Code 212(W.D.625A423)
Engine - Spec H
*143B229 Carburetor (Gas-Gaso.)

15JC-3R/12J

Generator - 15JC3N1C
Control - Code 10(W.D.612C1250)
Code 212(W.D.625A423)

15JC-3R/12J (Cont.)

Engine - Spec J
*143B229 Carburetor (Gas-Gaso.)

15JC-3R/12K

Generator - 15JC3N1C
Control - Code 10(W.D.612C1250)
Code 212(W.D.625A423)
Engine - Spec K
*143B229 Carburetor (Gas-Gaso.)

15JC-3R/12L

Generator - 15JC3N1C
Control - Code 96(W.D.612C2239)
Code 212(W.D.625A423)
Engine - Spec L
*143B307 Carburetor (Gas-Gaso.)

15JC-3R/12P

Generator - 15JC3N4C
Control - Code 147(W.D.612C2655)
Code 221(W.D.625A632)
Engine - Spec P
*143B307 Carburetor (Gas-Gaso.)

15JC-3R/13C

Generator - 15JC3N1B
Control - Code 10(W.D.612C1250)
Code 210(W.D.625C386)
Engine - Spec C
*143B243 Carburetor (Gas)

15JC-3R/13D

Generator - 15JC3N1B
Control - Code 10(W.D.612C1250)
Code 210(W.D.625C386)
Engine - Spec D
*143B243 Carburetor (Gas)

15JC-3R/13E

Generator - 15JC3N1C
Control - Code 10(W.D.612C1250)
Code 212(W.D.625A423)
Engine - Spec E
*143C243 Carburetor (Gas)

15JC-3R/13G

Generator - 15JC3N1C
Control - Code 10(W.D.612C1250)
Code 212(W.D.625A423)
Engine - Spec G
*143B243 Carburetor (Gas)

15JC-3R/13H

Generator - 15JC3N1C
Control - Code 10(W.D.612C1250)
Code 212(W.D.625A423)
Engine - Spec H
*143B243 Carburetor (Gas)

15JC-3R/13J

Generator - 15JC3N1C
Control - Code 10(W.D.612C1250)
Code 212(W.D.625A423)
Engine - Spec J
*143B243 Carburetor (Gas)

MODEL DATA SECTION

47

15JC-3R/13K

Generator - 15JC3N1C
Control - Code 10(W.D.612C1250)
Code 212(W.D.625A423)
Engine - Spec K
*143B243 Carburetor (Gas)

15JC-3R/13L

Generator - 15JC3N1C
Control - Code 96(W.D.612C2239)
Code 212(W.D.625A423)
Engine - Spec L
*143B318 Carburetor (Gas)

15JC-3R/13P

Generator - 15JC3N4C
Control - Code 147(W.D.612C2655)
Code 221(W.D.625A632)
Engine - Spec P
*143B318 Carburetor (Gas)

15JC-3R/31K

Generator - 15JC3N1C
Control - Code 36(W.D.612C1608)
Code 212(W.D.625A423)
Engine - Spec K
*143B243 Carburetor (Gas)
104B477 Crankshaft
134B1446 Flywheel & Hub
134B1486 Flywheel Only
*191B453 Starter Motor - Incl.
Gear
336A1391 Starter to Solenoid
Lead
191A457 Idler Gear Assy.
191B354 Crankshaft Gear &
Clutch
191A342 Idler Gear Base &
Shaft
518-196 Idler Gear Retaining
Ring
526-175 Idler Gear Thrust
Washer
307B40 Start Solenoid
306A195 Start Solenoid
Bracket
103C252 Gear Cover Assy.
103D225 Gear Cover Backplate
103C231 Gear Cover Gasket
112A106 Piston & Pin (4)

15JC-3R/55J

Generator - 15JC3N1C
Control - Code 24(W.D.612C1476)
Code 212(W.D.625A423)
Engine - Spec J
*143B229 Carburetor (Gas-Gaso.)

15JC-3R/55L

Generator - 15JC3R/55L
Control - Code 100(W.D.612C2243)
Code 212(W.D.625A423)
Engine - Spec L
*143B307 Carburetor (Gas-Gaso.)

15JC-3R/96C

Generator - 15JC3N1B
Control - Code 11(W.D.612C1251)
Code 210(W.D.625C386)
Engine - Spec C

15JC-3R/96G

Generator - 15JC3N1C
Control - Code 24(W.D.612C1476)
Code 212(W.D.625A423)
Engine - Spec G

15JC-3R/96J

Generator - 15JC3N1C
Control - Code 24(W.D.612C1476)
Code 212(W.D.625A423)
Engine - Spec J

15JC-3R/96K

Generator - 15JC3N1C
Control - Code 24(W.D.612C1476)
Code 212(W.D.625A423)
Engine - Spec K

15JC-3R/96L

Generator - 15JC3N1C
Control - Code 100(W.D.612C2243)
Code 212(W.D.625A423)
Engine - Spec L

15JC-3R/96P

Generator - 15JC3N4C
Control - Code 148(W.D.612C2656)
Code 221(W.D.625A632)
Engine - Spec P

15JC-3R/248L

Generator - 15JC3N1C
Control - Code 96(W.D.612C2239)
Code 208(W.D.625A23)
Code 212(W.D.625A423)
Engine - Spec L
102B549 Oil Base
333B102 Oil Base Heater
333B88 Heater Box
333A87 Heater Box Cover
508A100 Heater Box Grommet
309A168 Heater Thermostat

15JC-3R/248P

Generator - 15JC3N4C
Control - Code 147(W.D.612C2655)
Code 208(W.D.625A23)
Code 221(W.D.625A632)
Engine - Code 221(W.D.625A632)
102B549 Oil Base
333B102 Oil Base Heater
333B88 Heater Box
333A87 Heater Box Cover
508A100 Heater Box Grommet
309A168 Heater Thermostat

15JC-3R30/1P

Generator - 15JC3N4C
Control - Code 121(W.D.612C2402)
Code 221(W.D.625A632)
Engine - Spec P
104B477 Crankshaft
134B1446 Flywheel & Hub
134B1486 Flywheel Only
*191B453 Starter Motor - Incl.
Gear
336A1199 Starter to Solenoid
Lead
307B845 Start Solenoid
306A195 Start Solenoid
Bracket

15JC-3R30/1P (Cont.)

191A457 Idler Gear Assy.
191A342 Idler Gear Base & Shaft
518-196 Idler Gear Retaining
Ring
526-175 Idler Gear Thrust
Washer
191B354 Crankshaft Gear &
Clutch
103C252 Gear Cover Assy.
103C231 Gear Cover Gasket
103D225 Gear Cover Backplate
415K3 Underground Fuel Tank
(55 gal.) Incl. Fittings
415K7 Fuel Line Kit (25 Ft. x
5/16") - Incl. Elbows
& Connector

15JC-3R31/1L

Generator - 15JC3N1C
Control - Code 83(W.D.612C2066)
Code 212(W.D.625A423)
Engine - Spec L
104B477 Crankshaft
134B1446 Flywheel & Hub
134B1486 Flywheel Only
112A106 Piston & Pin (4)
*143B418 Carburetor (Gas)
307P312 Supply Line Fuel Sole-
noid Valve - Elec.
149P558 Supply Line Fuel
Strainer
*191B453 Starter Motor - Incl.
Gear
336A1199 Starter to Solenoid
Lead
191A457 Idler Gear Assy.
191B354 Crankshaft Gear & Clutch
191A342 Idler Gear Base & Shaft
518-196 Idler Gear Retaining
Ring
526-175 Idler Gear Thrust
Washer
307B845 Start Solenoid
306A195 Start Solenoid Bracket
103C252 Gear Cover Assy.
103D225 Gear Cover Backplate
103C231 Gear Cover Gasket

15JC-3R31/1M&1P

Generator - 15JC3N4C
Control - Code 121(W.D.612C2402)
Code 221(W.D.625A632)
Engine - Spec M & P
104B477 Crankshaft
134B1446 Flywheel & Hub
134B1486 Flywheel Only
112A106 Piston & Pin (4)
*143B318 Carburetor (Gas)
307P312 Supply Line Fuel Sole-
noid Valve - Elec.
149P558 Supply Line Fuel Strainer
*191B453 Starter Motor - Incl.
Gear
336A1199 Starter to Solenoid
Lead
191A457 Idler Gear Assy.
191B354 Crankshaft Gear & Clutch

* Refer to Accessory Section for Component Parts.

MODEL DATA SECTION

15JC-3R/31/1M&1P (con't)

191A342 Idler Gear Base & Shaft
518-196 Idler Gear Retaining Ring
526-175 Idler Gear Thrust Washer
307B845 Start Solenoid
306A195 Start Solenoid Bracket
103C252 Gear Cover Assy.
103C231 Gear Cover Gasket
103D225 Gear Cover Backplate

15JC-3R/316A

Generator - 15JC3N1A
Control - Code 4 (W.D.612C1132)
Code 209(W.D.625C292)
Engine - Spec A
*159A714 Reservoir Tank Assy.
R.T.F. Tank to Pump Line
R.T.F. Tank to Carb. Line
501A5 Fuel Tank Flex Return Line
502-2 Inverted Male Elbow-Reservoir Tank

15JC-3R/316F

Generator - 15JC3N1C
Control Code 10(W.D.612C1250)
Code 212(W.D.625A423)
Engine - Spec F
*159B760 Reservoir Tank Assy.

15JC-3R/316G

Generator - 15JC3N1C
Control - Code 10(W.D.612C1250)
Code 212(W.D.625A423)
Engine - Spec G
*159B760 Reservoir Tank Assy.

15JC-3R/316L

Generator - 15JC3N1C
Control - Code 96(W.D.612C2239)
Code 212(W.D.625A423)
Engine - Spec L
*159B760 Reservoir Tank Assy.

15JC-3R/316P

Generator - 15JC3N4C
Control - Code 147(W.D.612C2655)
Code 221(W.D.625A632)
Engine - Spec P
*159B760 Reservoir Tank Assy.

15JC-3R/507L

Generator - 15JC3N1C
Control - Code 96(W.D.612C2239)
Code 212(W.D.625A423)
Engine - Spec L
403B661 Skid Base
416A501 Battery Bracket (2)
416B502 Battery Hold-down Frame
416B522 Battery Support Plate
416A133 Battery Jumper Cable

15JC-3R/525C

Generator - 15JC3N1C
Control - Code 10(W.D.612C1250)

15JC-3R/525C (Cont.)

Code 212(W.D.625A423)
Engine - Spec C

15JC-3R/525F

Generator - 15JC/25
Control - Code 10(W.D.612C1250)
Code 212(W.D.625A423)
Engine - Spec F

15JC-3R/544L

Generator - 15JC3N1C
Control - Code 100(W.D.612C2243)
Code 208(W.D.625A23)
Code 212(W.D.625A423)
Engine - Spec L

*143B307 Carburetor (Gas-Gaso.)
102B549 Oil Base
333B88 Heater Box
333A87 Heater Box Cover
508A100 Heater Box Grommet
309A168 Heater Thermostat
333B102 Oil Base Heater

15JC-3R/710A

Generator - 15JC3N1A
Control - Code 4(W.D.612C1132)
Code 174(W.D.615B199)
Code 209(W.D.625C292)
Engine - Spec A

15JC-3R/710B

Generator - 15JC3N1B
Control - Code 10(W.D.612C1250)
Code 174(W.D.615B199)
Code 210(W.D.625C386)
Engine - Spec B

15JC-3R/710K

Generator - 15JC3N1C
Control - Code 10(W.D.612C1250)
Code 174(W.D.615B199)
Code 212(W.D.625A423)
Engine - Spec K

15JC-3R/710L

Generator - 15JC3N1C
Control - Code 96(W.D.612C2239)
Code 174(W.D.615B199)
Code 212(W.D.625A423)
Engine - Spec L

15JC-3R/742H

Generator - 15JC3N1C
Control - Code 10(W.D.612C1250)
Code 174(W.D.615B199)
Code 212(W.D.625A423)
Engine - Spec H
*159B760 Reservoir Tank Assy.

15JC-3R/742P

Generator - 15JC3N4C
Control - Code 147(W.D.612C2655)
Code 174(W.D.615B199)
Code 221(W.D.625A632)
Engine - Spec P
*159B760 Reservoir Tank Assy.

15JC-3R/768B

Generator - 15JC3N1A

15JC-3R/768B (Cont.)

Control - Code 4(W.D.612C1132)
Code 174(W.D.615B199)
Code 209(W.D.625C292)
Engine - Spec B
*143B229 Carburetor (Gas-Gaso.)

15JC-3R/768L

Generator - 15JC3N1C
Control - Code 96(W.D.612C2239)
Code 174(W.D.615B199)
Code 212(W.D.625A423)
Engine - Spec L
*143B307 Carburetor (Gas-Gaso.)

15JC-3R/851J

Generator - 15JC3N1C
Control - Code 10(W.D.612C1250)
Code 174(W.D.615B199)
Code 208(W.D.625A23)
Code 212(W.D.625A423)
Engine - Spec J
102B481 Oil Base
333B67 Oil Base Heater
333B88 Heater Box
333A87 Heater Box Cover
508A100 Heater Box Grommet
309A168 Heater Thermostat

15JC-3R/862H

Generator - 15JC3N1C
Control - Code 10(W.D.612C1250)
Code 208(W.D.625A23)
Code 212(W.D.625A423)
Engine - Spec H
102B481 Oil Base
333B67 Oil Base Heater
333B88 Heater Box
333A87 Heater Box Cover
508A100 Heater Box Grommet
309A168 Heater Thermostat
*143B243 Carburetor (Gas)

15JC-3R/862K

Generator - 15JC3N1C
Control - Code 10(W.D.612C1250)
Code 208(W.D.625A23)
Code 212(W.D.625A423)
Engine - Spec K
*143B243 Carburetor (Gas)
102B549 Oil Base
333B102 Oil Base Heater
333B88 Heater Box
333A87 Heater Box Cover
508A100 Heater Box Grommet
309A168 Heater Thermostat

15JC-3R/862L

Generator - 15JC3N1C
Control - Code 96(W.D.612C2239)
Code 208(W.D.625A23)
Code 212(W.D.625A423)
Engine - Spec L
*143B318 Carburetor (Gas)
102B549 Oil Base
333B102 Oil Base Heater
333B88 Heater Box
333A87 Heater Box Cover
508A100 Heater Box Grommet
309A168 Heater Thermostat

* Refer to Accessory Section for Component Parts.

R.T.F. Refer to Factory. Include Model and Serial Number of Unit.

MODEL DATA SECTION

49

15JC-3R/926L

Generator - 15JC3NIC
Control - Code 96(W.D.612C2239)
Code 32(W.D.612B1543)
Code 208(W.D.625A23)
Code 212(W.D.625A423)

Engine - Spec L
102B549 Oil Base
333B102 Oil Base Heater
333B88 Heater Box
333A87 Heater Box Cover
508A100 Heater Box Grommet
309A168 Heater Thermostat
*405A1421 Housing Assembly

15JC-3R/989P

Generator - 15JC3N4C
Control - Code 148(W.D.612C2656)
Code 174(W.D.615B199)
Code 221(W.D.625A632)

Engine - Spec P

15JC-3R/1018L

Generator - 15JC3NIC
Control - Code 96(W.D.612C2239)
Code 32(W.D.612B1543)
Code 212(W.D.625A423)

Engine - Spec L
*143B307 Carburetor (Gas-Gaso)
*405A1421 Housing Assembly

15JC-3R/1027L

Generator - 15JC3NIC
Control - Code 96(W.D.612C2239)
Code 32(W.D.612B1543)
Code 208(W.D.625A23)
Code 212(W.D.625A423)

Engine - Spec L
102B549 Oil Base
333B102 Oil Base Heater
333B88 Heater Box
333A87 Heater Box Cover
508A100 Heater Box Grommet
309A168 Heater Thermostat
*405A1421 Housing Assembly
*159A799 Fuel Tank Assy.

15JC-3R/1041H

Generator - 15JC3NIC
Control - Code 10(W.D.612C1250)
Code 32(W.D.612B1543)
Code 212(W.D.625A423)

Engine - Spec H
*405A1335 Housing Assembly
*159A799 Fuel Tank Assy.

15JC-3R/1041J

Generator - 15JC3NIC
Control - Code 10(W.D.612C1250)
Code 32(W.D.612B1543)
Code 212(W.D.625A423)

Engine - Spec J
*405A1335 Housing Assembly
*159A799 Fuel Tank Assy.

15JC-3R/1041L

Generator - 15JC3NIC
Control - Code 96(W.D.612C2239)
Code 32(W.D.612B1543)

15JC-3R/1041L (Cont.)

Code 212(W.D.625A423)
Engine - Spec L
*405A1421 Housing Assembly
*159A799 Fuel Tank Assy.

15JC-3R/1075J

Generator - 15JC3NIC
Control - Code 10(W.D.612C1250)
Code 32(W.D.612B1543)
Code 212(W.D.625A423)

Engine - Spec J
*143B243 Carburetor (Gas)
*405A1335 Housing Assembly

15JC-3R/1075K

Generator - 15JC3NIC
Control - Code 10(W.D.612C1250)
Code 32(W.D.612B1543)
Code 221(W.D.625A423)

Engine - Spec K
*143B243 Carburetor (Gas)
*405A1421 Housing Assembly

15JC-3R/1075L

Generator - 15JC3NIC
Control - Code 96(W.D.612C2239)
Code 32(W.D.612B1543)
Code 212(W.D.625A423)

Engine - Spec L
*143B318 Carburetor (Gas)
*405A1421 Housing Assembly

15JC-3R/1078J

Generator - 15JC3NIC
Control - Code 24(W.D.12C1476)
Code 174(W.D.615B199)
Code 212(W.D.625A423)

Engine - Spec J
*143B229 Carburetor (Gas-Gaso)

15JC-3R/1078L

Generator - 15JC3NIC
Control - Code 100(W.D.612C2243)
Code 174(W.D.615B199)
Code 212(W.D.625A423)

Engine - Spec L
*143B307 Carburetor (Gas-Gaso)

15JC-3R/1092H

Generator - 15JC3NIC
Control - Code 10(W.D.612C1250)
Code 32(W.D.612B1543)
Code 59(W.D.612B1786)
Code 212(W.D.625A423)

Engine - Spec H
*405A1334 Housing Assembly
*159A799 Fuel Tank Assy.

15JC-3R/1092J

Generator - 15JC3NIC
Control - Code 10(W.D.612C1250)
Code 32(W.D.612B1543)
Code 59(W.D.612B1786)
Code 212(W.D.625A423)

Engine - Spec J
*405A1334 Housing Assembly
*159A799 Fuel Tank Assy.

15JC-3R/1239H

Generator - 15JC3NIC
Control - Code 10(W.D.612C1250)
Code 32(W.D.612B1543)
Code 212(W.D.625A423)

Engine - Spec H
*143B229 Carburetor (Gas-Gaso)
*405A1335 Housing Assembly
*159A799 Fuel Tank Assy.

15JC-3R/1266C

Generator - 15JC3NIB
Control - Code 11(W.D.612C1251)
Code 174(W.D.615B199)
Code 210(W.D.625C396)

Engine - Spec C
*143B229 Carburetor (Gas-Gaso)
*159B760 Reservoir Tank Assy.

15JC-3R/1301K

Generator - 15JC3NIC
Control - Code 24(W.D.612C1476)
Code 32(W.D.612B1543)
Code 59(W.D.612B1786)
Code 212(W.D.625A423)

Engine - Spec K
*405A1422 Housing Assembly
*159A799 Fuel Tank Assy.

15JC-3R/1301L

Generator - 15JC3NIC
Control - Code 100(W.D.612C2243)
Code 32(W.D.612B1543)
Code 59(W.D.612B1786)
Code 212(W.D.625A423)

Engine - Spec L
*405A1422 Housing Assembly
*159A799 Fuel Tank Assy.

15JC-3R131/1L

Generator - 15JC3NIC
Control - Code 83(W.D.612C2066)
Code 212(W.D.625A423)

Engine - Spec L
104B477 Crankshaft
134B1446 Flywheel & Hub
134B1486 Flywheel Only
*143B318 Carburetor (LPG)
307P312 Supply Line Fuel
Solenoid Valve-
Electric
149P558 Supply Line Fuel
Strainer
*191B453 Starter Motor-
Includes Gear
336A1199 Starter to Solenoid
Lead
191A457 Idler Gear Assy.
191B354 Crankshaft Gear &
Clutch
191A342 Idler Gear Base &
Shaft
518-196 Idler Gear
Retaining Ring
526-175 Idler Gear Thrust
Washer
307B845 Start Solenoid
306A195 Start Solenoid
Bracket

* Refer to Accessory Section for Component Parts.

MODEL DATA SECTION

15JC-3R131/1L (Cont.)

103C252 Gear Cover Assy.
103D225 Gear Cover Backplate
103C231 Gear Cover Gasket

15JC-3R131/7L

Generator - 15JC3NIC
Control - Code 83(W.D.612C2066)
Code 212(W.D.625A423)
Engine - Spec L
104B477 Crankshaft
134B1446 Flywheel & Hub
134B1486 Flywheel Only
*143B318 Carburetor (LPG)
307P312 Supply Line Fuel
Solenoid Valve
Electric
149P558 Supply Line Fuel
Strainer
*191B453 Starter Motor-
Includes Gear
336A1199 Starter to Solenoid
Lead
191A457 Idler Gear Assy.
191B354 Crankshaft Gear &
Clutch
191A342 Idler Gear Base &
Shaft
518-196 Idler Gear Retaining
Ring
526-175 Idler Gear Thrust
Washer
307B845 Start Solenoid
306A195 Start Solenoid
Bracket
103C252 Gear Cover Assy.
103D225 Gear Cover Backplate
103C231 Gear Cover Gasket
*405A1421 Housing Assembly

15JC-3R/1359G

Generator - 15JC3NIC
Control - Code 10(W.D.612C1250)
Code 32(W.D.612B1543)
Code 33(W.D.612B1548)
Code 212(W.D.625A423)
Engine - Spec G
*405A1334 Housing Assembly
*159A799 Fuel Tank Assy.

15JC-3R/1369K

Generator - 15JC3NIC
Control - Code 10(W.D.612C1250)
Code 185(W.D.615B232)
Code 212(W.D.625A423)
Engine - Spec K

15JC-3R/1489L

Generator - 15JC3NIC
Control - Code 96(W.D.612C2239)
Code 32(W.D.612B1543)
Code 33(W.D.612B1548)
Code 212(W.D.625A423)
Engine - Spec L
*405A1422 Housing Assembly
*159A799 Fuel Tank Assy.

15JC-3R/1579L

Generator - 15JC3NIC
Control - Code 100(W.D.612C2243)
Code 173(W.D.615B198)
Code 212(W.D.625A423)
Engine - Spec L

15JC-3R/1600J

Generator - 15JC3NIC
Control - Code 24(W.D.612C1476)
Code 185(W.D.615B232)
Code 212(W.D.625A423)
Engine - Spec J
*159B760 Reservoir Tank Assy.
*134D1602 Air Outlet Duct

15JC-3R/1762L

Generator - 15JC3NIC
Control - Code 96(W.D.612C2239)
Code 208(W.D.625A23)
Code 212(W.D.625A423)

Engine - Spec L

102A549 Oil Base
333B102 Oil Base Heater
333B88 Heater Box
333A87 Heater Box Cover
508A100 Heater Box Grommet
309A168 Heater Thermostat
*143B307 Carburetor (Gas-Gaso)
*123K748 Oil Level Maintainer
Kit

15JC-3R/1873L

Generator - 15JC3NIC
Control - Code 96(W.D.612C2239)
Code 32(W.D.612B1543)
Code 208(W.D.625A23)
Code 212(W.D.625A423)

Engine - Spec L

102B549 Oil Base
333B102 Oil Base Heater
333B88 Heater Box
333A87 Heater Box Cover
508A100 Heater Box Grommet
309A168 Heater Thermostat
*143B318 Carburetor (Gas)
*405A1421 Housing Assembly

15JC-3R/1873P

Generator - 15JC3N4C
Control - Code 147(W.D.612C2655)
Code 32(W.D.612B1543)
Code 208(W.D.625A23)
Code 221(W.D.625A632)

Engine - Spec P

102A549 Oil Base
333B102 Oil Base Heater
333B88 Heater Box
333A87 Heater Box Cover
508A100 Heater Box Grommet
309A168 Heater Thermostat
*143B318 Carburetor (Gas)
*405A1421 Housing Assembly

15JC-3R/1982C

Generator - 15JC3NIB
Control - Code 10(W.D.612C1250)
Code 174(W.D.615B199)

15JC-3R/1982C (Cont.)

Code 210(W.D.625C386)
Engine - Spec C
*143B243 Carburetor (Gas)

15JC-3R/1982E

Generator - 15JC3NIC
Control - Code 10(W.D.612C1250)
Code 174(W.D.615B199)
Code 212(W.D.625A423)
Engine - Spec E
*143B243 Carburetor (Gas)

15JC-3R/1982L

Generator - 15JC3NIC
Control - Code 100(W.D.612C2243)
Code 174(W.D.615B199)
Code 212(W.D.625A423)
Engine - Spec L
*143B318 Carburetor (Gas)

15JC-3R/1982P

Generator - 15JC3N4C
Control - Code 147(W.D.612C2655)
Code 174(W.D.615B199)
Code 221(W.D.625A632)
Engine - Spec P
*143B318 Carburetor (Gas)

15JC-3R/1983D

Generator - 15JC3NIB
Control - Code 11(W.D.612C1251)
Code 210(W.D.625C386)
Engine - Spec D
*143B243 Carburetor (Gas)

15JC-3R/1983K

Generator - 15JC3NIC
Control - Code 24(W.D.612C1476)
Code 212(W.D.625A423)
Engine - Spec K
*143B243 Carburetor (Gas)

15JC-3R/1983L

Generator - 15JC3NIC
Control - Code 100(W.D.612C2243)
Code 212(W.D.625A423)
Engine - Spec L
*143B318 Carburetor (Gas)

15JC-3R/1983P

Generator - 15JC3N4C
Control - Code 148(W.D.612C2656)
Code 221(W.D.625A632)
Engine - Spec P
*143B318 Carburetor (Gas)

15JC-3R/2079F

Generator - 15JC3NIC
Control - Code 10(W.D.612C1250)
Code 173(W.D.615B198)
Code 212(W.D.625A423)
Engine - Spec F

15JC-3R/2123K

Generator - 15JC3NIC
Control - Code 24(W.D.612C1476)
Code 32(W.D.612B1543)

* Refer to Accessory Section for Component Parts.

MODEL DATA SECTION

51

15JC-3R/2123K (Cont.)
Code 212(W.D.625A423)
Engine - Spec K
*405A1421 Housing Assembly
*159A799 Fuel Tank Assy.

15JC-3R/2165G
Generator - 15JC3NIC
Control - Code 24(W.D.612C1476)
Code 212(W.D.625A423)
Engine - Spec G

15JC-3R/2205P
Generator - 15JC3N4C
Control - Code 147(W.D.612C2655)
Code 174(W.D.615B199)
Code 208(W.D.625A23)
Code 221(W.D.625A632)
Engine - Spec P
102B549 Oil Base
333B102 Oil Base Heater
333B88 Heater Box
333A87 Heater Box Cover
508A100 Heater Box Grommet
309A168 Heater Thermostat
*143B318 Carburetor (Gas)

15JC-3R/2219A
Generator - 15JC3NIA
Control - Code 5(W.D.612C1133)
Code 209(W.D.625C292)
Engine - Spec A
134D1602 Air Outlet Duct

15JC-3R/2326A
Generator - 15JC3NIA
Control - Code 4(W.D.612C1132)
Code 209(W.D.625C292)
Engine - Spec A
134D1602 Air Outlet Duct

15JC-3R/2350A
Generator - 15JC3NIA
Control - Code 4(W.D.612C1132)
Code 174(W.D.615B199)
Code 209(W.D.625C292)
Engine - Spec A
134D1602 Air Outlet Duct

15JC-3R/2442H
Generator - 15JC3NIC
Control - Code 10(W.D.612C1250)
Code 212(W.D.625A423)
Engine - Spec H
134D1602 Air Outlet Duct
*143B229 Carburetor (Gas-Gaso)

15JC-3R/2442L
Generator - 15JC3NIC
Control - Code 96(W.D.612C2239)
Code 212(W.D.625A423)
Engine - Spec L
134D1602 Air Outlet Duct
*143B307 Carburetor (Gas-Gaso)

15JC-3R/2442P
Generator - 15JC3N4C
Control - Code 147(W.D.612C2655)

15JC-3R/2442P (Cont.)
Code 221(W.D.625A632)
Engine - Spec P
*143B307 Carburetor (Gas-Gaso)
*134D1602 Air Outlet Duct

15JC-3R/2454L
Generator - 15JC3NIC
Control - Code 96(W.D.612C2239)
Code 32(W.D.612B1543)
Code 59(W.D.612B1786)
Code 212(W.D.625A423)
Engine - Spec L
*143B318 Carburetor (Gas)
*405A1421 Housing Assembly
102B549 Oil Base
333B102 Oil Base Heater
333B88 Heater Box
333A87 Heater Box Cover
508A100 Heater Box Grommet
309A168 Heater Thermostat

15JC-3R/2454P
Generator - 15JC3N4C
Control - Code 32(W.D.612B1543)
Code 59(W.D.612C1786)
Code 147(W.D.612C2655)
Code 208(W.D.625A23)
Code 221(W.D.625A632)
Engine - Spec P
*143B318 Carburetor (Gas)
*405A1422 Housing Assy.
102B549 Oil Base
333B102 Oil Base Heater
333B88 Heater Box
333A87 Heater Box Cover
508A100 Heater Box Grommet
309A168 Heater Thermostat

15JC-3R/2468D
Generator - 15JC3NIB
Control - Code 10(W.D.612C1250)
Code 210(W.D.625C386)
Engine - Spec D
134D1602 Air Outlet Duct

15JC-3R/2468F
Generator - 15JC3NIC
Control - Code 10(W.D.612C1250)
Code 212(W.D.625A423)
Engine - Spec F
134D1602 Air Outlet Duct

15JC-3R/2468J
Generator - 15JC3NIC
Control - Code 10(W.D.612C1250)
Code 212(W.D.625A423)
Engine - Spec J
134D1602 Air Outlet Duct

15JC-3R/2468K
Generator - 15JC3NIC
Control - Code 10(W.D.612C1250)
Code 212(W.D.625A423)
Engine - Spec K
134D1602 Air Outlet Duct

15JC-3R/2468L
Generator - 15JC3NIC
Control - Code 96(W.D.612C2239)
Code 212(W.D.625A423)
Engine - Spec L
134D1602 Air Outlet Duct

15JC-3R/2468P
Generator - 15JC3N4C
Control - Code 147(W.D.612C2655)
Code 221(W.D.625A632)
Engine - Spec P
134D1602 Air Outlet Duct

15JC-3R/2532C
Generator - 15JC3NIC
Control - Code 10(W.D.612C1250)
Code 212(W.D.625A423)
Engine - Spec C
*143B243 Carburetor (Gas)

15JC-3R/2539H
Generator - 15JC3NIC
Control - Code 10(W.D.612C1250)
Code 212(W.D.625A423)
Engine - Spec H
134D1602 Air Outlet Duct
*143B243 Carburetor (Gas)

15JC-3R/2539J
Generator - 15JC3NIC
Control - Code 10(W.D.612C1250)
Code 212(W.D.625A423)
Engine - Spec J
134D1602 Air Outlet Duct
*143B243 Carburetor (Gas)

15JC-3R/2539K
Generator - 15JC3NIC
Control - Code 10(W.D.612C1250)
Code 212(W.D.625A423)
Engine - Spec K
134D1602 Air Outlet Duct
*143B243 Carburetor (Gas)

15JC-3R/2539L
Generator - 15JC3NIC
Control - Code 96(W.D.612C2239)
Code 212(W.D.625A423)
Engine - Spec L
134D1602 Air Outlet Duct
*143B318 Carburetor (Gas)

15JC-3R/2539P
Generator - 15JC3N4C
Control - Code 147(W.D.612C2655)
Code 221(W.D.625A632)
Engine - Spec P
*143B318 Carburetor (Gas)
134D1602 Air Outlet Duct

15JC-3R/2588K
Generator - 15JC3NIC
Control - Code 24(W.D.612C1476)
Code 174(W.D.615B199)
Code 212(W.D.625A423)
Engine - Spec K
*143B243 Carburetor (Gas)

* Refer to Accessory Section for Component Parts.

MODEL DATA SECTION

15JC-3R/2588L Generator - 15JC3NIC Control - Code 100 (W.D.612C2243) Code 174 (W.D.615B199) Code 212 (W.D.625A423) Engine - Spec L *143B318 Carburetor (Gas)	15JC-3R/2731J Generator - 15JC3NIC Control - Code 24 (W.D.612C1476) Code 212 (W.D.625A423) Engine - Spec J 134D1602 Air Outlet Duct *143B229 Carburetor (Gas-Gaso)	15JC-3R/2832F Generator - 15JC3NIC Control - Code 10 (W.D.612C1250) Code 212 (W.D.625A423) Engine - Spec F *143B243 Carburetor (Gas)
15JC-3R/2660L Generator - 15JC3NIC Control - Code 96 (W.D.612C2239) Code 191 (W.D.615B244) Code 212 (W.D.625A423) Engine - Spec L *143B318 Carburetor (Gas)	15JC-3R/2731L Generator - 15JC3NIC Control - Code 100 (W.D.612C2243) Code 212 (W.D.625A423) Engine - Spec L 134D1602 Air Outlet Duct *143B307 Carburetor (Gas-Gaso)	15JC-3R/2832G Generator - 15JC3NIC Control - Code 10 (W.D.612C1250) Code 212 (W.D.625A423) Engine - Spec G *143B243 Carburetor (Gas)
15JC-3R/2669H Generator - 15JC3NIC Control - Code 10 (W.D.612B1250) Code 212 (W.D.625A423) Engine - Spec H 134D1602 Air Outlet Duct *159B760 Reservoir Tank Assy.	15JC-3R/2733L Generator - 15JC3NIC Control - Code 96 (W.D.612C2239) Code 174 (W.D.615B199) Code 212 (W.D.625A423) Engine - Spec L 134D1602 Air Outlet Duct *143B318 Carburetor (Gas)	15JC-3R/2843E Generator - 15JC3NIC Control - Code 10 (W.D.612C1250) Code 212 (W.D.625A423) Engine - Spec E 134D1602 Air Outlet Duct *143B229 Carburetor (Gas-Gaso)
15JC-3R/2669J Generator - 15JC3NIC Control - Code 10 (W.D.612C1250) Code 212 (W.D.625A423) Engine - Spec J 134D1602 Air Outlet Duct *159B760 Reservoir Tank Assy.	15JC-3R/2738F Generator - 15JC3NIC Control - Code 10 (W.D.612C1250) Code 173 (W.D.615B198) Code 212 (W.D.625A423) Engine - Spec F 134D1602 Air Outlet Duct *143B229 Carburetor (Gas-Gaso)	15JC-3R/2843F Generator - 15JC3NIC Control - Code 10 (W.D.612C1250) Code 212 (W.D.625A423) Engine - Spec F 134D1602 Air Outlet Duct *143B243 Carburetor (Gas)
15JC-3R/2669K Generator - 15JC3NIC Control - Code 10 (W.D.612C1250) Code 212 (W.D.625A423) Engine - Spec K 134D1602 Air Outlet Duct *159B760 Reservoir Tank Assy.	15JC-3R/2758C Generator - 15JC3NIC Control - Code 10 (W.D.612C1250) Code 212 (W.D.625A423) Engine - Spec C 134D1602 Air Outlet Duct	15JC-3R/2846F Generator - 15JC3NIC Control - Code 10 (W.D.612C1250) Code 174 (W.D.615B199) Code 212 (W.D.625A423) Engine - Spec F 134D1602 Air Outlet Duct *143B243 Carburetor (Gas)
15JC-3R/2669L Generator - 15JC3NIC Control - Code 96 (W.D.612C2239) Code 212 (W.D.625A423) Engine - Spec L 134D1602 Air Outlet Duct *159B760 Reservoir Tank Assy.	15JC-3R/2759C Generator - 15JC3NIC Control - Code 10 (W.D.612C1250) Code 173 (W.D.615B198) Code 212 (W.D.625A423) Engine - Spec C 134D1602 Air Outlet Duct *143B243 Carburetor (Gas)	15JC-3R/2847E Generator - 15JC3NIC Control - Code 10 (W.D.612C1250) Code 174 (W.D.615B199) Code 212 (W.D.625A423) Engine - Spec E *143B343 Carburetor (Gas)
15JC-3R/2701G Generator - 15JC3NIC Control - Code 24 (W.D.612C1476) Code 212 (W.D.625A423) Engine - Spec G 134D1602 Air Outlet Duct 309P162 Hi-Temp. Cut-Off Switch 338A270 Hi-Temp. Switch Wiring Harness	15JC-3R/2760C Generator - 15JC3NIC Control - Code 11 (W.D.612C1251) Code 212 (W.D.625A423) Engine - Spec C 134D1602 Air Outlet Duct *143B229 Carburetor (Gas-Gaso)	15JC-3R/2847F Generator - 15JC3NIC Control - Code 10 (W.D.612C1250) Code 174 (W.D.615B199) Code 212 (W.D.625A423) Engine - Spec F *143B243 Carburetor (Gas)
15JC-3R/2731G Generator - 15JC3NIC Control - Code 24 (W.D.612C1476) Code 212 (W.D.625A423) Engine - Spec G 134D1602 Air Outlet Duct *143B229 Carburetor (Gas-Gaso)	15JC-3R/2804E Generator - 15JC3NIC Control - Code 11 (W.D.612C1251) Code 174 (W.D.615B199) Code 212 (W.D.625A423) Engine - Spec E *143B229 Carburetor (Gas-Gaso) *140K277 Oil Bath Air Cleaner Kit 140B648 Air Cleaner Bracket	15JC-3R/2856E Generator - 15JC3NIC Control - Code 11 (W.D.612C1251) Code 212 (W.D.625A423) Engine - Spec E *134D1234 Air Shutter Assy. *159B760 Reservoir Tank Assy.

* Refer to Accessory Section for Component Parts.

MODEL DATA SECTION

53

15JC-3R/2856F

Generator - 15JC3NIC
Control - Code 11(W.D.612C1251)
Code 212(W.D.625A423)
Engine - Spec F
*134D1234 Air Shutter Assy.
*159B760 Reservoir Tank Assy.

15JC-3R/2875F

Generator - 15JC3NIC
Control - Code 10(W.D.612C1250)
Code 212(W.D.625A423)
Engine - Spec F
134D1602 Air Outlet Duct
*143B229 Carburetor (Gas-Gaso)

15JC-3R/2889F

Generator - 15JC3NIC
Control - Code 10(W.D.612C1250)
Code 212(W.D.625A423)
Engine - Spec F
134D1270 Air Outlet Duct
309P162 Hi-Temp. Cut-Off Switch
338A270 Hi-Temp. Switch Wiring
Harness

15JC-3R/2897F

Generator - 15JC3NIC
Control - Code 21(W.D.612C1400)
Code 212(W.D.625A423)
Engine - Spec F
155P360 Muffler
416A133 Battery Jumper Cable

15JC-3R/2897K

Generator - 15JC3NIC
Control - Code 21(W.D.612C1400)
Code 212(W.D.625A423)
Engine - Spec K

15JC-3R/2908F

Generator - 15JC3NIC
Control - Code 10(W.D.612C1250)
Code 174(W.D.615B199)
Code 212(W.D.625A423)
Engine - Spec F
*143B229 Carburetor (Gas-Gaso)
134D1602 Air Outlet Duct

15JC-3R/2961F

Generator - 15JC3NIC
Control - Code 10(W.D.612C1250)
Code 208(W.D.625A23)
Code 212(W.D.625A423)
Engine - Spec F
102B481 Oil Base
333B67 Oil Base Heater
333B88 Heater Box
333A87 Heater Box Cover
508A100 Heater Box Rubber
Grommet
309A168 Heater Thermostat
*134D1234 Air Shutter Assy.
*143B243 Carburetor (Gas)

15JC-3R/2971F

Generator - 15JC3NIC
Control - Code 10(W.D.612C1250)
Code 212(W.D.625A423)
Engine - Spec F
134D1270 Air Outlet Duct

15JC-3R/2975F

Generator - 15JC3NIC
Control - Code 10(W.D.612C1250)
Code 174(W.D.615B199)
Code 212(W.D.625A423)
Engine - Spec F
134D1602 Air Outlet Duct
*159B760 Reservoir Tank Assy

15JC-3R/3001F

Generator - 15JC3NIC
Control - Code 10(W.D.612C1250)
Code 208(W.D.625A23)
Code 212(W.D.625A423)

Engine - Spec F
102A481 Oil Base
333B67 Oil Base Heater
333B88 Heater Box
333A87 Heater Box Cover
508A100 Heater Box Grommet
309A168 Heater Thermostat
*143B243 Carburetor (Gas)

15JC-3R/3005F

Generator - 15JC3NIC
Control - Code 10(W.D.612C1250)
Code 212(W.D.625A423)
Engine - Spec F
134D1602 Air Outlet Duct
309P162 Hi-Temp. Cut-Off
Switch
338A270 Hi-Temp. Switch
Wiring Harness

15JC-3R/3047G

Generator - 15JC3NIC
Control - Code 24(W.D.612C1476)
Code 212(W.D.625A423)
Engine - Spec G
102B481 Oil Base
333B67 Oil Base Heater
333B88 Heater Box
333A87 Heater Box Cover
508A100 Heater Box Grommet
309A168 Heater Thermostat
134D1602 Air Outlet Duct
*143B229 Carburetor (Gas-Gaso)

15JC-3R/3060G

Generator - 15JC3NIC
Control - Code 24(W.D.612C1476)
Code 174(W.D.615B199)
Code 212(W.D.625A423)

Engine - Spec G
134D1602 Air Outlet Duct

15JC-3R/3066G

Generator - 15JC3NIC
Control - Code 24(W.D.612C1476)
Code 212(W.D.625A423)
Engine - Spec G
*143B229 Carburetor(Gas-Gaso)
134D1602 Air Outlet Duct
309P162 Hi-Temp. Cut-Off
Switch
338A270 Hi-Temp. Cut-Off
Wiring Harness
*123K748 Oil Level Maintainer
Kit

15JC-3R/3075G

Generator - 15JC3NIC
Control - Code 30(W.D.612C1495)
Code 212(W.D.625A423)

Engine - Spec G

15JC-3R/3089H

Generator - 15JC3NIC
Control - Code 24(W.D.612C1476)
Code 212(W.D.625A423)
Engine - Spec H
*134D1234 Air Shutter Assy.

15JC-3R/3089J

Generator - 15JC3NIC
Control - Code 24(W.D.612C1476)
Code 212(W.D.625A423)
Engine - Spec J
*134D1234 Air Shutter Assy.

15JC-3R/3089K

Generator - 15JC3NIC
Control - Code 24(W.D.612C1476)
Code 212(W.D.625A423)
Engine - Spec K
*134D1234 Air Shutter Assy.

15JC-3R/3089L

Generator - 15JC3NIC
Control - Code 100(W.D.612C2243)
Code 212(W.D.625A423)
Engine - Spec L
*134D1613 Air Shutter Assy.

15JC-3R/3089P

Generator - 15JC3N4C
Control - Code 148(W.D.612C2656)
Code 221(W.D.625A632)
Engine - Spec P
*134D1613 Air Shutter Assy.
*140K893 Carb. Air Heater Kit

15JC-3R/3115G

Generator - 15JC3NIC
Control - Code 10(W.D.612C1250)
Code 174(W.D.615B199)
Code 212(W.D.625A423)
Engine - Spec G
134D1602 Air Outlet Duct
*143B229 Carburetor (Gas-Gaso)

15JC-3R/3115K

Generator - 15JC3NIC
Control - Code 10(W.D.612C1250)
Code 174(W.D.615B199)
Code 212(W.D.625A423)
Engine - Spec K
134D1602 Air Outlet Duct
*143B229 Carburetor (Gas-Gaso)

15JC-3R/3115L

Generator - 15JC3NIC
Control - Code 96(W.D.612C2239)
Code 174(W.D.615B199)
Code 212(W.D.625A423)
Engine - Spec L
134D1602 Air Outlet Duct
*143B307 Carburetor (Gas-Gaso)

MODEL DATA SECTION

15JC-3R/3129G

Generator - 15JC3NIC
Control - Code 10(W.D.612C1250)
Code 174(W.D.615B199)
Code 208(W.D.625A23)
Code 212(W.D.625A423)
Engine - Spec G
102B481 Oil Base
333B67 Oil Base Heater
333B88 Heater Box
333A87 Heater Box Cover
508A100 Heater Box Grommet
309A168 Heater Thermostat
134D1602 Air Outlet Duct

15JC-3R/3139J

Generator - 15JC3NIC
Control - Code 24(W.D.612C1476)
Code 212(W.D.625A423)
Engine - Spec J
*134D1234 Air Shutter Assy.
*143B243 Carburetor (Gas)

15JC-3R/3139K

Generator - 15JC3NIC
Control - Code 24(W.D.612C1476)
Code 212(W.D.625A423)
Engine - Spec K
*134D1234 Air Shutter Assy.
*143B243 Carburetor (Gas)

15JC-3R/3139L

Generator - 15JC3NIC
Control - Code 100(W.D.612C2243)
Code 212(W.D.625A423)
Engine - Spec L
*134D1613 Air Shutter Assy.
*143B318 Carburetor (Gas)

15JC-3R/3157G

Generator - 15JC3NIC
Control - Code 24(W.D.612C1476)
Code 212(W.D.625A423)
Engine - Spec G
134D1602 Air Outlet Duct
*143B243 Carburetor (Gas)
403B661 Skid Base
307B312 Supply Line Fuel Solenoid Valve-Electric
149P558 Supply Line Fuel Strainer
148P523 Primary Gas Regulator

15JC-3R/3157K

Generator - 15JC3NIC
Control - Code 24(W.D.612C1476)
Code 212(W.D.625A423)
Engine - Spec K
134D1602 Air Outlet Duct
*143B243 Carburetor (Gas)

15JC-3R/3167G

Generator - 15JC3NIC
Control - Code 24(W.D.612C1476)
Code 35(W.D.612C1559)
Code 32(W.D.612B1543)
Code 212(W.D.625A423)
Code 208(W.D.625A23)
Engine - Spec G

15JC-3R/3167G (con.)

102B481 Oil Base
333B67 Oil Base Heater
333B88 Heater Box
333A87 Heater Box Cover
508A100 Heater Box Grommet
309A168 Heater Thermostat
*140K677 Oil Bath Air Cleaner Kit
140B648 Air Cleaner Bracket
*405A1334 Housing Assembly
*159A799 Fuel Tank Assy.

15JC-3R/3171P

Generator - 15JC3N4C
Control - Code 32(W.D.612B1543)
Code 35(W.D.612B1559)
Code 147(W.D.612C2655)
Code 221(W.D.625A632)
Engine - Spec P
*159A799 Fuel Tank Assy.
*405A1422 Housing Assy.
*140K893 Carburetor Air Heater Kit

15JC-3R/3191G

Generator - 15JC3NIC
Control - Code 24(W.D.612C1476)
Code 173(W.D.615B198)
Code 208(W.D.625A23)
Code 212(W.D.625A423)
Engine - Spec G

102B481 Oil Base
333B67 Oil Base Heater
333B88 Heater Box
333A87 Heater Box Cover
508A100 Heater Box Grommet
309A168 Heater Thermostat
*134D1234 Air Shutter Assy.
*143B243 Carburetor (Gas)

15JC-3R/3194G

Generator - 15JC3NIC
Control - Code 10(W.D.612C1250)
Code 32(W.D.612CB1543)
Code 212(W.D.625A423)

Engine - Spec G
102B481 Oil Base
333B67 Oil Base Heater
333B88 Heater Box
333A87 Heater Box Cover
508A100 Heater Box Grommet
309A168 Heater Thermostat
*405A1354 Housing Assembly
*159B760 Reservoir Tank Assy

15JC-3R/3194L

Generator - 15JC3NIC
Control - Code 96(W.D.612C2239)
Code 32(W.D.612B1543)
Code 208(W.D.625A23)
Code 212(W.D.625A433)

Engine - Spec L
102B549 Oil Base
333B102 Oil Base Heater
333B88 Heater Box
333A87 Heater Box Cover
508A100 Heater Box Grommet
309A168 Heater Thermostat
*405A1423 Housing Assembly
*159B760 Reservoir Tank Assy.

15JC-3R/3223G

Generator - 15JC3NIC
Control - Code 24(W.D.612C1476)
Code 173(W.D.615B198)
Code 212(W.D.625A423)
Engine - Spec G
134D1602 Air Outlet Duct
*140K677 Oil Bath Air Cleaner Kit
140B648 Air Cleaner Bracket
309P162 Hi-Temp. Cut-Off Switch
338A270 Hi-Temp. Switch Wiring Harness
*143B243 Carburetor (Gas)

15JC-3R/3272H

Generator - 15JC3NIC
Control - Code 10(W.D.612C1250)
Code 174(W.D.615B199)
Code 212(W.D.625A423)

Engine - Spec H
*134D1234 Air Shutter Assy.
*143B243 Carburetor (Gas)

15JC-3R/3272L

Generator - 15JC3NIC
Control - Code 100(W.D.612C2243)
Code 174(W.D.615B199)
Code 212(W.D.625A423)

Engine - Spec L

*134D1234 Air Shutter Assy.
*143B318 Carburetor (Gas)

15JC-3R/3272P

Generator - 15JC3N4C
Control - Code 147(W.D.612C2655)
Code 174(W.D.615B199)
Code 221(W.D.625A632)

Engine - Spec P

*143B318 Carburetor (Gas)
*134D1613 Air Shutter Assy.

15JC-3R/3283H

Generator - 15JC3NIC
Control - Code 43(W.D.612C1684)
Code 32(W.D.612B1543)
Code 212(W.D.625A423)

Engine - Spec H

*405A1353 Housing Assy.
*140K661 Carb. Air Pre-Heater Kit
*159A799 Fuel Tank Assy.
167A81 Spark Plug (4)
167A1414 Spark Plug Cable-Short(3)
167A1415 Spark Plug Cable-Long(1)
167A1358 Coil to Dist. Cable
336A1284 Coil to Dist. Lead
312-121 Feed thru Condenser Mtd. on Coil Shield
312A58 Ignition Condenser
167-167 Coil Shield
167-168 Coil Shield Cover
167-169 Coil Shield Clamp
167-197 Dist. Shield Assy.
167-185 Dist. Shield Terminal
134D1280 Housing Cover (Top)

15JC-3R/3323J

Generator - 15JC3NIC
Control - Code 24(W.D.612C1476)
Code 174(W.D.615B199)
Code 212(W.D.625A423)

Engine - Spec J

134D1602 Air Outlet Duct
309P162 Hi-Temp. Cut-Off Switch
338A270 Hi-Temp. Switch Wiring Harness
*159B760 Reservoir Tank Assy.

MODEL DATA SECTION

55

15JC-3R/3347H

Generator - 15JC3NIC
Control - Code 48(W.D.612C1704)
Code 192(W.D.615B249)
Code 212(W.D.625A423)
Engine - Spec H
134D1280 Housing Cover (top)
134D1602 Air Outlet Duct
309P162 Hi-Temp. Cut-Off Switch
338A270 Hi-Temp. Switch Wiring
Harness
*143B229 Carburetor (Gas)
403B661 Skid Base
416A501 Battery Bracket (2)
416B502 Battery Hold-down Frame
167A81 Spark Plug (4)
167A1414 Spark Plug Cable Short
(3)
167A1415 Spark Plug Cable Long
(1)
167A1358 Coil to Distributor
Cable
336A1284 Coil to Distributor
Lead
312-121 Coil Feed Thru Conden-
ser
312A58 Ignition Condenser
167-167 Coil Shield
167-168 Coil Shield Cover
167-169 Coil Shield Clamp
167-197 Distributor Shield Assy.
167-185 Distributor Shield
Terminal

15JC-3R/3354H

Generator - 15JC3NIC
Control - Code 10(W.D.612C1250)
Code 212(W.D.625A423)
Engine - Spec H
134D1602 Air Outlet Duct
309P162 Hi-Temp. Cut-Off Switch
338A270 Hi-Temp. Switch
*143B229 Carburetor (Gas-Gaso)

15JC-3R/3398P

Generator - 15JC3N4C
Control - Code 32(W.D.612B1543)
Code 38(W.D.612B1626)
Code 147(W.D.612C2655)
Code 221(W.D.625A632)
Engine - Spec P
*159A799 Fuel Tank Assy.
*405A1422 Housing Assy.
*140K893 Carb. Air Heater Kit

15JC-3R/3399L

Generator - 15JC3NIC
Control - Code 96(W.D.612C2239)
Code 212(W.D.625A423)
Engine - Spec L
*134D1234 Air Shutter Assy.

15JC-3R/3403L

Generator - 15JC3NIC
Control - Code 100(W.D.612C2243)
Code 174(W.D.615B199)
Code 212(W.D.625A423)
Engine - Spec L
*134D1234 Air Shutter Assy.
*143B318 Carburetor (Gas)

15JC-3R/3405L

Generator - 15JC3NIC
Control - Code 96(W.D.612C2239)
Code 185(W.D.615B232)
Code 212(W.D.625A423)
Engine - Spec L
134D1602 Air Outlet Duct

15JC-3R/3409L

Generator - 15JC3NIC
Control - Code 100(W.D.612C2243)
Code 32(W.D.612B1543)
Code 208(W.D.625A23)
Code 212(W.D.625A423)
Engine - Spec L
102B549 Oil Base
333B102 Oil Base Heater
333B88 Heater Box
333A87 Heater Box Cover
333A100 Heater Box Grommet
309A168 Heater Thermostat
*143B307 Carburetor (Gas-
Gaso)
*405A1421 Housing Assembly

15JC-3R/3423K

Generator - 15JC/69
Control - Code 61(W.D.612C1824)
Code 212(W.D.625A423)
Engine - Spec K
*143B243 Carburetor (Gas)

15JC-3R/3424H

Generator - 15JC3NIC
Control - Code 10(W.D.612C1250)
Code 191(W.D.615B244)
Code 212(W.D.625A423)
Engine - Spec H
134D1602 Air Outlet Duct

15JC-3R/3435L

Generator - 15JC3NIC
Control - Code 100(W.D.612C2243)
Code 208(W.D.625A23)
Code 212(W.D.625A423)
Engine - Spec L
102B549 Oil Base
333B102 Oil Base Heater
333B88 Heater Box
333A87 Heater Box Cover
508A100 Heater Box Grommet
309A168q Heater Thermostat
*134D1234 Air Shutter Assy.

15JC-3R/3438H

Generator - 15JC3NIC
Control - Code 24(W.D.612C1476)
Code 173(W.D.615B198)
Code 212(W.D.625A423)
Engine - Spec H
134D1602 Air Outlet Duct
309P162 Hi-Temp. Cut-Off
Switch
338A270 Hi-Temp. Switch Wiring
Harness
*143B243 Carburetor (Gas)

15JC-3R/3438J

Generator - 15JC3NIC
Control - Code 24(W.D.612C1476)

15JC-3R/3438J(cont.)

Code 173(W.D.615B198)
Code 212(W.D.625A423)
Engine - Spec J
134D1602 Air Outlet Duct
309P162 Hi-Temp. Cut-Off Switch
338A270 Hi-Temp. Switch Wiring
Harness
*143B243 Carburetor (Gas)

15JC-3R/3459H

Generator - 15JC3NIC
Control - Code 24(W.D.612C1476)
Code 208(W.D.625A23)
Code 212(W.D.625A423)
Engine - Spec H
102B481 Oil Base
333B67 Oil Base Heater
333B88 Heater Box
333A87 Heater Box Cover
508A100 Heater Box Grommet
309A168 Heater Thermostat
*134D1234 Air Shutter Assy.
*143B243 Carburetor (Gas)

15JC-3R/3459J

Generator - 15JC3NIC
Control - Code 24(W.D.612C1476)
Code 208(W.D.625A23)
Code 212(W.D.625A423)
Engine - Spec J
102B481 Oil Base
333B67 Oil Base Heater
333B88 Heater Box
333A87 Heater Box Cover
508A100 Heater Box Grommet
309A168 Heater Thermostat
*134D1234 Air Shutter Assy.
*143B243 Carburetor (Gas)

15JC-3R/3482H

Generator - 15JC3NIC
Control - Code 10(W.D.612C1250)
Code 173(W.D.615B198)
Code 212(W.D.625A423)
Engine - Spec H
134D1602 Air Outlet Duct
*159B760 Reservoir Tank Assy.

15JC-3R/3482J

Generator - 15JC3NIC
Control - Code 10(W.D.612C1250)
Code 173(W.D.615B198)
Code 212(W.D.625A423)
Engine - Spec J
134D1602 Air Outlet Duct
*159B760 Reservoir Tank Assy.

15JC-3R/3486P

Generator - 15JC3N4C
Control - Code 147(W.D.612C2655)
Code 185(W.D.615B232)
Code 221(W.D.625A632)
Engine - Spec P
*143B318 Carburetor (Gas)
134D1602 Air Outlet Duct

MODEL DATA SECTION

15JC-3R/3504J

Generator - 15JC3NIC
Control - Code 58(W.D.612B1783)
Code 212(W.D.625A423)
Engine - Spec J
*134D1513 Air Shutter Assy.

15JC-3R/3518L

Generator - 15JC3NIC
Control - Code 96(W.D.612C2239)
Code 212(W.D.625A423)
Engine - Spec L
*134D1234 Air Shutter Assy.
*143B318 Carburetor (Gas)

15JC-3R/3518P

Generator - 15JC3N4C
Control - Code 147(W.D.612C2655)
Code 221(W.D.625A632)
Engine - Spec P
*143B318 Carburetor (Gas)
*134D1613 Air Shutter Assy.

15JC-3R/3543L

Generator - 15JC3NIC
Control - Code 96(W.D.612C2239)
Code 33(W.D.612B1548)
Code 32(W.D.612B1543)
Code 208(W.D.625A23)
Code 212(W.D.625A423)
Engine - Spec L
102B549 Oil Base
333B102 Oil Base Heater
333B88 Heater Box
333A87 Heater Box Cover
508A100 Heater Box Grommet
309A168 Heater Thermostat
*405A1424 Housing Assembly
*143B318 Carburetor (Gas)

15JC-3R/3543 P

Generator - 15JC3N4C
Control - Code 32(W.D.612B1543)
Code 33(W.D.612B1548)
Code 147(W.D.612C2655)
Code 208(W.D.625A23)
Code 221(W.D.625A632)
Engine - Spec P
*143B318 Carburetor (Gas)
*405A1424 Housing Assy.
102B549 Oil Base
333B102 Oil Base Heater
333B88 Heater Box
333A87 Heater Box Cover
508A100 Heater Box Grommet
309A168 Heater Thermostat

15JC-3R/3546L

Generator - 15JC3NIC
Control - Code 96(W.D.612C2239)
Code 208(W.D.625A23)
Code 212(W.D.625A423)
Engine - Spec L
102B549 Oil Base
333B102 Oil Base Heater
333B88 Heater Box
333A87 Heater Box Cover
508A100 Heater Box Grommet
309A168 Heater Thermostat
134D1602 Air Outlet Duct
*159B760 Reservoir Tank Assy.

15JC-3R/3550P

Generator - 15JC3N4C
Control - Code 166(W.D.612C2790)
Code 221(W.D.625A632)
Engine - Spec P
*143B318 Carburetor (Gas)

15JC-3R/3555K

Generator - 15JC3NIC
Control - Code 24(W.D.612C1476)
Code 32(W.D.612B1543)
Code 59(W.D.612B1786)
Code 212(W.D.625A423)
Engine - Spec K
*405A1422 Housing Assembly
*143B229 Carburetor (Gas-Gaso)

15JC-3R/3574J

Generator - 15JC/69
Control - Code 61(W.D.612C1824)
Code 212(W.D.625A423)
Engine - Spec J
134D1602 Air Outlet Duct
309P162 Hi-Temp. Cut-Off Switch
338A270 Hi-Temp. Switch Wiring Harness
*143B243 Carburetor (Gas)
*123K748 Oil Level Maintainer Kit

15JC-3R/3582J

Generator - 15JC3NIC
Control - Code 24(W.D.612C1476)
Code 32(W.D.612B1543)
Code 208(W.D.625A23)
Code 212(W.D.625A423)
Engine - Spec J
102B481 Oil Base
333B67 Oil Base Heater
333B88 Heater Box
333A87 Heater Box Cover
508A100 Heater Box Grommet
309A168 Heater Thermostat
*143B229 Carburetor (Gas-Gaso)
*405A1335 Housing Assembly
*123K748 Oil Level Maintainer Kit

15JC-3R/3596J

Generator - 15JC3NIC
Control - Code 24(W.D.612C1476)
Code 174(W.D.615B199)
Code 212(W.D.625A423)

Engine - Spec J
*134D1234 Air Shutter Assy.
*143B229 Carburetor (Gas-Gaso)

15JC-3R/3596L

Generator - 15JC3NIC
Control - Code 100(W.D.612C2243)
Code 174(W.D.615B199)
Code 212(W.D.625A423)
Engine - Spec L
*134D1234 Air Shutter Assy.
*143B307 Carburetor (Gas-Gaso)

15JC-3R/3596P

Generator - 15JC3N4C
Control - Code 148(W.D.612C2656)
Code 174(W.D.615B199)
Code 221(W.D.625A632)
Engine - Spec P
*143B307 Carburetor (Gas-Gaso)
*134D1613 Air Shutter Assy.

15JC-3R/3660J

Generator - 15JC3NIC
Control - Code 24(W.D.612C1476)
Code 212(W.D.625A423)
Engine - Spec J
*134D1234 Air Shutter Assy.
*143B229 Carburetor (Gas-Gaso)
*123K748 Oil Level Maintainer Kit

15JC-3R/3663J

Generator - 15JC3NIC
Control - Code 24(W.D.612C1476)
Code 212(W.D.625A423)
Engine - Spec J
*134D1234 Air Shutter Assy.
*143B229 Carburetor (Gas-Gaso)

15JC-3R/3663L

Generator - 15JC3NIC
Control - Code 100(W.D.612C2243)
Code 212(W.D.625A423)
Engine - Spec L
*134D1613 Air Shutter Assy.
*143B307 Carburetor (Gas-Gaso)

15JC-3R/3695L

Generator - 15JC3NIC
Control - Code 100(W.D.612C2243)
Code 208(W.D.625A23)
Code 212(W.D.625A423)
Engine - Spec L
102B549 Oil Base
333B102 Oil Base Heater
333B88 Heater Box
333A87 Heater Box Cover
508A100 Heater Box Grommet
309A168 Heater Thermostat
*405A1423 Housing Assembly
*143B318 Carburetor (Gas)

15JC-3R/3724J

Generator - 15JC/69
Control - Code 61(W.D.612C1824)
Code 185(W.D.615B232)
Code 208(W.D.625A23)
Code 212(W.D.625A423)

Engine - Spec J
102B481 Oil Base
333B67 Oil Base Heater
333B88 Heater Box
333A87 Heater Box Cover
508A100 Heater Box Grommet
309A168 Heater Thermostat
*134D1234 Air Shutter Assy.

15JC-3R/3742K

Generator - 15JC3NIC
Control - Code 24(W.D.612C1476)
Code 212(W.D.625A423)
Engine - Spec K
134D1602 Air Outlet Duct

MODEL DATA SECTION

57

15JC-3R/3742K (cont.)

309P162 Hi-Temp. Cut-Off
Switch
338A270 Hi-Temp. Switch Wir-
ing Switch
*143B243 Carburetor (Gas)

15JC-3R/3766J

Generator - 15JC3NIC
Control - Code 10(W.D.612C1250)
Code 173(W.D.615B198)
Code 212(W.D.625A423)
Engine - Spec J
*159B760 Reservoir Tank Assy.

15JC-3R/3829J

Generator - 15JC/69
Control - Code 61(W.D.612C1824)
Code 208(W.D.625A23)
Code 212(W.D.625A423)
Engine - Spec J
102B481 Oil Base
333B102 Oil Base Heater
333B88 Heater Box
333A87 Heater Box Cover
508A100 Heater Box Grommet
309A168 Heater Thermostat
134D1602 Air Outlet Duct
309P162 Hi-Temp. Cut-Off
Switch
338A270 Hi-Temp. Switch Wir-
ing Harness
*143B243 Carburetor (Gas)

15JC-3R/3833J

Generator - 15JC3NIC
Control - Code 24(W.D.612C1476)
Code 59(W.D.612B1786)
Code 32(W.D.612B1543)
Code 212(W.D.625A423)
Engine - Spec J
*143B229 Carburetor (Gas-Gaso)
*405A1334 Housing Assembly
*159A799 Fuel Tank Assy.

15JC-3R/3869L

Generator - 15JC3NIC
Control - Code 100(W.D.612C2243)
Code 174(W.D.615B199)
Code 212(W.D.625A423)
Engine - Spec L
134D1602 Air Outlet Duct
*143B318 Carburetor (Gas)

15JC-3R/3939K

Generator - 15JC3NIC
Control - Code 10(W.D.612C1250)
Code 174(W.D.615B199)
Code 212(W.D.625A423)
Engine - Spec K
*134D1234 Air Shutter Assy.

15JC-3R/3939L

Generator - 15JC3NIC
Control - Code 96(W.D.612C2239)
Code 174(W.D.615B199)
Code 212(W.D.625A423)
Engine - Spec L
*134D1234 Air Shutter Assy.

15JC-3R/3969L

Generator - 15JC3NIC
Control - Code 96(W.D.612C2239)
Code 35(W.D.612B1559)
Code 32(W.D.612B1543)
Code 212(W.D.625A423)
Engine - Spec L
*134D1613 Air Shutter Assy.
*143B318 Carburetor (Gas)
*405A1424 Housing Assembly

15JC-3R/3992K

Generator - 15JC3NIC
Control - Code 24(W.D.612C1476)
Code 174(W.D.615B199)
Code 208(W.D.625A23)
Code 212(W.D.625A423)
Engine - Spec K
102B549 Oil Base
333B102 Oil Base Heater
333B88 Heater Box
333A87 Heater Box Cover
508A100 Heater Box Grommet
309A168 Heater Thermostat
*134D1234 Air Shutter Assy.
*159B760 Reservoir Tank Assy.

15JC-3R/3998L

Generator - 15JC3NIC
Control - Code 115(W.D.612C2338)
Code 35(W.D.612B1559)
Code 32(W.D.612B1543)
Code 208(W.D.625A423)
Engine - Spec L
*134D1613 Air Shutter Assy.
*405A1424 Housing Assembly
*159A799 Fuel Tank Assy.

15JC-3R/4011K

Generator - 15JC3NIC
Control - Code 10(W.D.612C1250)
Code 212(W.D.625A423)
Engine - Spec K
*143B243 Carburetor (Gas)
134D1602 Air Outlet Duct
*140K677 Oil Bath Air Clean-
er Kit

15JC-3R/4034L

Generator - 15JC3NIC
Control - Code 100(W.D.612C2243)
Code 32(W.D.612B1543)
Code 38(W.D.612B1626)
Code 208(W.D.625A23)
Code 212(W.D.625A423)
Engine - Spec L
102B549 Oil Base
333B102 Oil Base Heater
333B88 Heater Box
333A87 Heater Box Cover
508A100 Heater Box Grommet
309A168 Heater Thermostat
*405A1422 Housing Assembly
*159B830 Reservoir Tank Assy.

15JC-3R/4035K

Generator - 15JC3NIC
Control - Code 24(W.D.612C1476)
Code 32(W.D.612B1543)
Code 212(W.D.625A423)
Engine - Spec K
102B549 Oil Base
333B102 Oil Base Heater
333B88 Heater Box
333A87 Heater Box Cover
508A100 Heater Box Grommet
309A168 Heater Thermostat
*405A1422 Housing Assembly
*159B830 Reservoir Tank Assy.

15JC-3R/ 4035K (cont.)

Engine - Spec K
*405A1423) Housing Assembly

15JC-3R/4035L

Generator - 15JC3NIC
Control - Code 100(W.D.612C2243)
Code 32(W.D.612B1543)
Code 212(W.D.625A423)
Engine - Spec L
*405A1423 Housing Assembly

15JC-3R/4035P

Generator - 15JC3N4C
Control - Code 32(W.D.612B1543)
Code 148(W.D.612C2656)
Code 221(W.D.625A632)
Engine - Spec P
*405A1423 Housing Assy.
*140L893 Carb. Air Heater Kit

15JC-3R/4093K

Generator - 15JC3NIC
Control - Code 24(W.D.612C1476)
Code 32(W.D.612B1543)
Code 33(W.D.612B1548)
Code 221(W.D.625A423)
Engine - Spec K
*405A1422 Housing Assembly

15JC-3R/4172K

Generator - 15JC3NIC
Control - Code 10(W.D.612C1250)
Code 174(W.D.615B199)
Code 212(W.D.625A423)
Engine - Spec K
*134D1234 Air Shutter Assy.
*143B229 Carburetor (Gas-Gaso)

15JC-3R/4192L

Generator - 15JC/194
333P59 Space Heater-120V.
332A333 Heater Terminal Block
(when used)
332A499 Block Marker Strip
(when used)
Control - Code 100(W.D.612C2243)
Code 174(W.D.615B199)
Code 212(W.D.625A423)
Code 2 (W.D.179B229)
Engine - Spec L
134D1602 Air Outlet Duct

15JC-3R/4206K

Generator - 15JC3NIC
Control - Code 24(W.D.612C1476)
Code 212(W.D.625A423)
Engine - Spec K
102B549 Oil Base
309P175 Oil Temp. Cut-Off Switch
*143B243 Carburetor (Gas)

15JC-3R/4209K

Generator - 15JC3NIC
Control - Code 24(W.D.612C1476)
Code 32(W.D.612B1543)
Code 59(W.D.612B1786)
Code 212(W.D.625A423)
Engine - Spec K

MODEL DATA SECTION

15JC-3R/4209K (cont.)

*405A1424 Housing Assy.
 *159A799 Fuel Tank Assy.
 134D1280 Housing Cover (top)
 1670169 Coil Shield Clamp
 167-185 Distributor Shield
 Terminal
 312-121 Feed Thru Condenser
 (Mounts on Coil
 Shield)
 312A58 Ignition Condenser
 R.T.F. Spark Plug Cables
 R.T.F. Coil Leads
 R.T.F. Distributor Shield
 R.T.F. Coil Shield
 R.T.F. Coil Shield Cover

15JC-3R/4209L

Generator - 15JC3NIC
 Control - Code 106(W.D.612C2256)
 Code 59(W.D.612B1786)
 Code 32(W.D.612B1543)
 Code 212(W.D.625A423)
 Engine - Spec L
 *405A1424 Housing Assy.
 *159A799 Fuel Tank Assy.
 134D1280 Housing Cover (top)
 167-169 Coil Shield Clamp
 167-185 Distributor Shield
 Terminal
 312-121 Feed Thru Condenser
 (Mounts on Coil
 Shield)
 312A58 Ignition Condenser
 R.T.F. Spark Plug Cables
 R.T.F. Coil Leads
 R.T.F. Distributor Shield
 R.T.F. Coil Shield
 R.T.F. Coil Shield Cover

15JC-3R/4210L

Generator 15JC3NIC
 Control - Code 100(W.D.612C2243)
 Code 208(W.D.625A23)
 Code 212(W.D.625A423)
 Engine - Spec L
 102B549 Oil Base
 333B102 Oil Base Heater
 333B88 Heater Box
 333A87 Heater Box Cover
 508A100 Heater Box Grommet
 309A168 Heater Thermostat
 *134D1613 Air Shutter Assy.
 *143B318 Carburetor (LPG)

15JC-3R/4219K

Generator - 15JC3NIC
 Control - Code 24(W.D.612C1476)
 Code 174(W.D.615B199)
 Code 212(W.D.625A423)
 Engine - Spec K
 134D1270 Air Outlet Duct
 *143B229 Carburetor (Gas-Gaso)

15JC-3R/4241K

Generator - 15JC3NIC
 Control - Code 10(W.D.612C1250)
 Code 174(W.D.615B199)
 Code 212(W.D.625A423)
 Engine - Spec K
 134D1602 Air Outlet Duct
 *159B830 Reservoir Tank Assy.

15JC-3R/4248K

Generator - 15JC/69
 Control - Code 95(W.D.612C2219)
 Code 173(W.D.615B198)
 Code 212(W.D.625A423)
 Engine - Spec K
 *134A1616 Air Shutter Assy.
 *143B243 Carburetor (Gas)
 *123K748 Oil Level Maintain-
 er Kit

15JC-3R/4263K

Generator - 15JC3NIC
 Control - Code 24(W.D.612C1476)
 Code 32(W.D.612B1543)
 Code 212(W.D.625A423)
 Engine - Spec K
 *405A1423 Housing Assy.
 *159A799 Fuel Tank Assy.

15JC-3R/4263L

Generator - 15JC3NIC
 Control - Code 100(W.D.612C2243)
 Code 32(W.D.612B1543)
 Code 212(W.D.625A423)
 Engine - Spec L
 *405A1423 Housing Assy.
 *159A799 Fuel Tank Assy.

15JC-3R/4272P

Generator - 15JC3N4C
 Control - Code 147(W.D.612C2655)
 Code 32(W.D.612B1543)
 Code 221(W.D.625A632)
 Engine - Spec L
 *405A1423 Housing Assy.
 *143B318 Carburetor (Gas)

15JC-3R/4283L

Generator - 15JC3NIC
 Control - Code 96(W.D.612C2239)
 Code 32(W.D.612B1543)
 Code 212(W.D.625A423)
 Engine - Spec L
 *405A1421 Housing Assy.
 *159B760 Reservoir Tank Assy.

15JC-3R/4283P

Generator - 15JC3N4C
 Control - Code 32(W.D.612B1543)
 Code 147(W.D.612C2655)
 Code 221(W.D.625A632)
 Engine - Spec P
 *159B760 Reservoir Tank Assy.
 *405A1421 Housing Assy.
 *140K893 Carb. Air Heater Kit

15JC-3R/4315L

Generator - 15JC3NIC
 Control - Code 96(W.D.612C2239)
 Code 208(W.D.625A23)
 Code 212(W.D.625A423)

Engine - Spec L
 102B549 Oil Base
 333B102 Oil Base Heater
 333B88 Heater Box
 333A87 Heater Box Cover
 508A100 Heater Box Grommet
 309A168 Heater Thermostat
 *134D1234 Air Shutter Assy.
 *143B318 Carburetor (LPG)
 *140K661 Carb. Air Pre-Heater
 Kit

15JC-3R/4338K

Generator - 15JC3NIC
 Control - Code 10(W.D.612C1250)
 Code 174(W.D.615B199)
 Code 212(W.D.625A423)
 Engine - Spec K
 134D1602 Air Outlet Duct
 *143B243 Carburetor (Gas)
 154C695 Exhaust Manifold (2)
 154A133 Exhaust Outlet Gasket (2)
 155A170 Exhaust Manifold Flange
 (2)

15JC-3R/4338L

Generator - 15JC3NIC
 Control - Code 96(W.D.612C2239)
 Code 174(W.D.615B199)
 Code 212(W.D.625A423)
 Engine - Spec L
 134D1602 Air Outlet Duct
 *143B318 Carburetor (Gas)
 154C695 Exhaust Manifold (2)
 154A133 Exhaust Outlet Gasket (2)
 155A170 Exhaust Manifold Flange
 (2)

15JC-3R/4344L

Generator - 15JC3NIC
 Control - Code 100(W.D.612C2243)
 Code 191(W.D.615B244)
 Code 208(W.D.625A23)
 Code 212(W.D.625A423)

Engine - Spec L
 102B549 Oil Base
 333B102 Oil Base Heater
 333B88 Heater Box
 333A87 Heater Box Cover
 508A100 Heater Box Grommet
 309A168 Heater Thermostat
 *134D1234 Air Shutter Kit
 *143B318 Carburetor (LPG)
 *140K661 Carb. Air Pre-Heater
 Kit
 *123K748 Oil Level Maintainer
 Kit

15JC-3R/4397P

Generator - 15JC3N4C
 Control - Code 147(W.D.612C2655)
 Code 221(W.D.625A632)
 Engine - Spec P
 *143B307 Carburetor (Gas-Gaso)
 *134D1613 Air Shutter Assy.

15JC-3R/4414L

Generator - 15JC3NIC
 Control - Code 100(W.D.612C2243)
 Code 32(W.D.612B1543)
 Code 33(W.D.612B1548)
 Code 212(W.D.625A423)

Engine - Spec L
 *405A1422 Housing Assy.
 *159A799 Fuel Tank Assy.
 *143B307 Carburetor (Gas-Gaso)

15JC-3R/4436L

Generator - 15JC3NIC
 Control - Code 100(W.D.612C2243)
 Code 212(W.D.625A423)
 Engine - Spec L
 149C805 Fuel Pump

R.T.F. Refer to Factory. Include Model and Serial Number of Unit.

* Refer to Accessory Section for Component Parts.

MODEL DATA SECTION

59

15JC-3R/4483L

Generator - 15JC3NIC
Control - Code 100(W.D.612C2243)
Code 174(W.D.615B199)
Code 212(W.D.625A423)
Engine - Spec L
134D1602 Air Outlet Duct
*143B318 Carburetor (Gas)

15JC-3R/4502L

Generator - 15JC3NIC
Control - Code 100(W.D.612C2243)
Code 212(W.D.625A423)
Engine - Spec L
134D1602 Air Outlet Duct
*143B318 Carburetor (Gas)

15JC-3R/4503L

Generator - 15JC3NIC
Control - Code 100(W.D.612C2243)
Code 208(W.D.625A23)
Code 212(W.D.625A423)
Engine - Spec L
102B549 Oil Base
333B102 Oil Base Heater
333B88 Heater Box
333A87 Heater Box Cover
508A100 Heater Box Grommet
309A168 Heater Thermostat
*134D1234 Air Shutter Assy.
*159B760 Reservoir Tank Assy.

15JC-3R/4531L

Generator - 15JC3NIC
Control - Code 115(W.D.612C2338)
Code 32(W.D.612B1543)
Code 35(W.D.612B1559)
Code 212(W.D.625A423)
Engine - Spec L
*405A1422 Housing Assy.
*159A799 Fuel Tank Assy.

15JC-3R/4541L

Generator - 15JC3NIC
Control - Code 131(W.D.612C2488)
Code 212(W.D.625A423)
Engine - Spec L
*134A1694 Air Shutter Assy.
*143B318 Carburetor (Gas)

15JC-3R/4655L

Generator - 15JC3NIC
Control - Code 96(W.D.612C2239)
Code 208(W.D.625A23)
Code 212(W.D.625A423)
Engine - Spec L
102B549 Oil Base
333B102 Oil Base Heater
333B88 Heater Box
333A87 Heater Box Cover
508A100 Heater Box Grommet
309A168 Heater Thermostat
134D1602 Air Outlet Duct
*159B830 Reservoir Tank Assy.

15JC-3R/4719L

Generator - 15JC3NIC
Control - Code 96(W.D.612C2239)
Code 32(W.D.615B1543)
Code 212(W.D.625A423)
Engine - Spec L
*405A1423 Housing Assy.
*159A799 Fuel Tank Assy.

15JC-3R/4736P

Generator - 15JC3N4C
Control - Code 147(W.D.612C2655)
Code 221(W.D.625A632)
Engine - Spec P
*159B760 Reservoir Tank Assy.
*140K893 Carb. Air Heater Kit
*134D1613 Air Shutter Assy.

15JC-3R/4738L

Generator - 15JC3NIC
Control - Code 100(W.D.612C2243)
Code 32(W.D.612B1543)
Code 38(W.D.612B1626)
Code 208(W.D.625A23)
Code 212(W.D.625A423)
Engine - Spec L

102B549 Oil Base
333B102 Oil Base Heater
333B88 Heater Box
333A87 Heater Box Cover
508A100 Heater Box Grommet
309A168 Heater Thermostat
*143B318 Carburetor (Gas)
*405A1424 Housing Assy.

15JC-3R/4750L

Generator - 15JC3NIC
Control - Code 100(W.D.612C2243)
Code 208(W.D.625A23)
Code 212(W.D.625A423)
Engine - Spec L

102B549 Oil Base
333B102 Oil Base Heater
333B88 Heater Box
333A87 Heater Box Cover
508A100 Heater Box Grommet
309A168 Heater Thermostat
134D1602 Air Outlet Duct
*143B318 Carburetor (LPG)

15JC-3R/4759L

Generator - 15JC3NIC
Control - Code 100(W.D.612C2243)
Code 203(W.D.615B285)
Code 208(W.D.625A23)
Code 212(W.D.625A423)
Engine - Spec L

102B549 Oil Base
333B102 Oil Base Heater
333B88 Heater Box
333A87 Heater Box Cover
508A100 Heater Box Grommet
309A168 Heater Thermostat
134D1602 Air Outlet Duct
309P196 Hi-Temp. Cut-Off Switch
309A195 Hi-Temp. Switch Bracket
508A126 Hi-Temp. Switch Insulating Washer (2)

15JC-3R/4759L (cont.)

508A127 Hi-Temp. Switch Insulating Sleeve
332A876 Hi-Temp. Switch Terminal
*159B760 Reservoir Tank Assy.

15JC-3R/4762L

Generator - 15JC3NIC
Control - Code 100(W.D.612C2243)
Code 174(W.D.615B199)
Code 212(W.D.625A423)
Engine - Spec L
134D1602 Air Outlet Duct
*143B307 Carburetor (Gas-Gaso)

15JC-3R/4803L

Generator - 15JC3NIC
Control - Code 100(W.D.612C2243)
Code 32(W.D.612B1543)
Code 59(W.D.612B1786)
Code 212(W.D.625A423)
Engine - Spec L
*405A1424 Housing Assy.
*143B307 Carburetor (Gas-Gaso)

15JC-3R/4813L

Generator - 15JC3NIC
Control - Code 100(W.D.612C2243)
Code 208(W.D.625A23)
Code 212(W.D.625A423)
Engine - Spec L
102B549 Oil Base
333B102 Oil Base Heater
333B88 Heater Box
333A87 Heater Box Cover
508A100 Heater Box Grommet
309A168 Heater Thermostat
309P196 Hi-Temp. Cut-Off Switch
309A195 Hi-Temp. Switch Bracket
508A126 Hi-Temp. Switch Insulating Washer (2)
508A127 Hi-Temp. Switch Insulating Sleeve
332A876 Hi-Temp. Switch Terminal

15JC-3R/4818L

Generator - 15JC3NIC
Control - Code 100(W.D.612C2243)
Code 32(W.D.612B1543)
Code 128(W.D.612B2447)
Code 212(W.D.625A423)
Engine - Spec L
*405A1422 Housing Assy-Except use 405A1361 Rear Panel Gen. End.
*159A799 Fuel Tank Assy.

15JC-3R/4847L

Generator - 15JC3NIC
Control - Code 100(W.D.612C2243)
Code 32(W.D.612B1543)
Code 33(W.D.612B1548)
Code 212(W.D.625A423)
Engine - Spec L
*140K661 Carb. Air PreHeater Kit
*405A1422 Housing Assy.
*159A799 Fuel Tank Assy.

15JC-3R/4972L

Generator - 15JC/121
333P59 Space Heater - 120V
309P128 Space Heater Thermostat

* Refer to Accessory Section for Component Parts.

MODEL DATA SECTION

15JC-3R/4972L (cont.)

332A333 Heater Terminal Block (when used)
332A499 Heater Block Marker Strip (when used)
Control - Code 100 (W.D.612C2243)
Code 185 (W.D.615B232)
Code 212 (W.D.625A423)
Code 1 (W.D.179B228)
Engine - Spec L
134D1602 Air Outlet Duct

15JC-3R/4972P

Generator - 15JC/237
333P59 Space Heater 120V
309P128 Space Heater Thermostat
332A333 Space Heater Terminal Block (when used)
332A499 Space Heater Block Marker Strip (when used)
Control - Code 1 (W.D.179B228)
Code 148 (W.D.612C2656)
Code 185 (W.D.615B232)
Code 221 (W.D.625A632)
Engine - Spec P
134D1602 Air Outlet Duct

15JC-3R/4974L

Generator - 15JC3NIC
Control - Code 100 (W.D.612C2243)
Code 59 (W.D.612B1786)
Code 212 (W.D.625A423)
Engine - Spec L
*143B318 Carburetor (Gas)
*405A1421 Housing Assy.

15JC-3R/5018P

Generator - 15JC3N4C
Control - Code 148 (W.D.612C2656)
Code 208 (W.D.625A23)
Code 221 (W.D.625A632)
Engine - Spec P
102B549 Oil Base
333B102 Oil Base Heater
333B88 Heater Box
333A87 Heater Box Cover
508A100 Heater Box Grommet
309A168 Heater Thermostat
134D1602 Air Outlet Duct
*143B318 Carburetor (Gas)

15JC-3R/5026L

Generator - 15JC3NIC
Control - Code 96 (W.D.612C2239)
Code 212 (W.D.625A423)
Engine - Spec L
*134D1613 Air Shutter Assy.
*159B830 Reservoir Tank Assy.

15JC-3R/5032L

Generator - 15JC/69
Control - Code 114 (W.D.612C2329)
Code 32 (W.D.612B1543)
Code 33 (W.D.612B1548)
Code 212 (W.D.625A423)
Engine - Spec L
*405A1422 Housing Assy.
*159A799 Fuel Tank Assy.

15JC-3R/5032L (cont.)

309P196 Hi-Temp. Cut-Off Switch
309A195 Hi-Temp. Switch Bracket
508A126 Hi-Temp. Switch Insulating Washer (2)
508A127 Hi-Temp. Switch Insulating Sleeve
332A876 Hi-Temp. Switch Terminal

15JC-3R/5045L

Generator - 15JC3NIC
Control - Code 127 (W.D.612C2442)
Code 208 (W.D.625A23)
Code 212 (W.D.625A423)
Engine - Spec L
102B549 Oil Base
333B102 Oil Base Heater
333B88 Heater Box
333A87 Heater Box Cover
508A100 Heater Box Grommet
309A168 Heater Thermostat
134D1602 Air Outlet Duct
*143B307 Carburetor (Gas-Gaso)
403B661 Skid Base

15JC-3R/5142L

Generator - 15JC3NIC
Control - Code 100 (W.D.612C2243)
Code 32 (W.D.612B1543)
Code 208 (W.D.625A23)
Code 212 (W.D.625A423)
Engine - Spec L
102B549 Oil Base
333B102 Oil Base Heater
333B88 Heater Box
333A87 Heater Box Cover
508A100 Heater Box Grommet
309A168 Heater Thermostat
*143B307 Carburetor (Gas-Gaso)
*405A1421 Housing Assy.
155P360 Exhaust Muffler
140A78 Muffler Band (2)
155A841 Flex Exhaust Tube

15JC-3R/5142P

Generator - 15JC3N4C
Control - Code 148 (W.D.612C2656)
Code 32 (W.D.612B1543)
Code 208 (W.D.625A23)
Code 221 (W.D.625A632)
Engine - Spec P
102B549 Oil Base
333B102 Oil Base Heater
333B88 Heater Box
333A87 Heater Box Cover
508A100 Heater Box Grommet
309A169 Heater Thermostat
*143B307 Carburetor (Gas-Gaso)
*405A1421 Housing Assy.
155P318 Exhaust Muffler
140A78 Muffler Band (2)
155A949 Flex. Exhaust Tube

15JC-3R/5149L

Generator - 15JC/69
Control - Code 134 (W.D.612C2536)
Code 212 (W.D.625A423)
Engine - Spec L
*143B307 Carburetor (Gas-Gaso)

15JC-3R/5163L

Generator - 15JC3NIC
Control - Code 96 (W.D.612C2239)
Code 173 (W.D.615B198)
Code 212 (W.D.625A423)
Engine - Spec L
134D1602 Air Outlet Duct

15JC-3R/5172L

Generator - 15JC3NIC
Control - Code 100 (W.D.612C2243)
Code 191 (W.D.615B244)
Code 212 (W.D.625A423)
Engine - Spec L
*134D1613 Air Shutter Assy.

15JC-3R/5176L

Generator - 15JC3NIC
Control - Code 100 (W.D.612C2243)
Code 212 (W.D.625A423)
Engine - Spec L
*134D1613 Air Shutter Assy.
*143B318 Carburetor (Gas)
403B661 Skid Base
416A501 Battery Bracket (2)
416B502 Battery Hold-down Frame
416B522 Battery Support Plate

15JC-3R/5198L

Generator - 15JC3NIC
Control - Code 96 (W.D.612C2239)
Code 32 (W.D.612B1543)
Code 59 (W.D.612C1786)
Code 212 (W.D.625A423)
Engine - Spec L
102B549 Oil Base
333B102 Oil Base Heater
333B88 Heater Box
333A87 Heater Box Cover
508A100 Heater Box Grommet
309A168 Heater Thermostat
*143B318 Carburetor (Gas)
*405A1424 Housing Assembly

15JC-3R/5211L

Generator - 15JC3NIC
Control - Code 100 (W.D.612C2243)
Code 32 (W.D.612B1543)
Code 33 (W.D.612B1548)
Code 212 (W.D.625A423)
Engine - Spec L
*143B307 Carburetor (Gas-Gaso)
*140K893 Carb. Air PreHeater Kit
309P196 Hi-Temp. Cut-Off Switch
309A195 Hi-Temp. Switch Bracket
508A126 Hi-Temp. Switch Insulating Washer (2)
508A127 Hi-Temp. Switch Insulating Sleeve
332A876 Hi-Temp. Switch Terminal
*405A1422 Housing Assembly

15JC-3R/5216L

Generator - 15JC/191
Control - Code 144 (W.D.612C2622)
Code 173 (W.D.615B198)
Code 208 (W.D.625A23)
Code 215 (W.D.625C496)
Engine - Spec L

102B549 Oil Base
333B102 Oil Base Heater

* Refer to Accessory Section for Component Parts.

MODEL DATA SECTION

61

15JC-3R/5216L (cont.)

333B88 Heater Box
333A87 Heater Box Cover
508A100 Heater Box Grommet
309A168 Heater Thermostat
149C805 Fuel Pump
*134D1613 Air Shutter Assy.
140K893 Carb. Air PreHeater Kit

15JC-3R/5241L

Generator - 15JC3NIC
Control - Code 100(W.D.612C2243)
Code 185(W.D.615B232)
Code 212(W.D.625A423)
Engine - Spec L
*143B318 Carburetor (Gas)
134D1602 Air Outlet Duct

15JC-3R/5257L

Generator - 15JC3NIC
Control - Code 115(W.D.612C2338)
Code 32(W.D.612B1543)
Code 212(W.D.625A423)
Engine - Spec L
*140K893 Carb. Air Pre-Heater Kit
134D1280 Housing Cover (top)
167A42 Spark Plug Adapter (4)
*405A1421 Housing Assy.
*159A799 Fuel Tank Assy.

15JC-3R/5266P

Generator - 15JC/231
Control - Code 171(W.D.612C2811)
Code 185(W.D.615B232)
Code 223(W.D.625A711)
Engine - Spec P
*143B318 Carburetor (Gas)
*134A1711 Air Shutter Assy.
112A106 Piston & Pin Assy. (4)
*140K677 Oil Bath Air Cleaner Kit

15JC-3R/5294L

Generator - 15JC3NIC
Control - Code 127(W.D.612C2442)
Code 208(W.D.625A23)
Code 212(W.D.625A423)
Engine - Spec L
102B549 Oil Base
333B102 Oil Base Heater
333B88 Heater Box
333A87 Heater Box Cover
508A100 Heater Box Grommet
309A168 Heater Thermostat
134D1602 Air Outlet Duct
309P196 Hi-Temp. Cut-Off Switch
309A195 Hi-Temp. Switch Bracket
508A126 Hi-Temp. Switch Insulating Washer (2)
508A127 Hi-Temp. Switch Insulating Sleeve
332A876 Hi-Temp. Switch Terminal

15JC-3R/5311P

Generator - 15JC/229
Control - Code 162 (W.D.612C2738)

15JC-3R/5311P (cont.)

Code 174(W.D.615B199)
Code 221(W.D.625A632)
Engine - Spec P
*143B307 Carburetor (Gas-Gaso)
*134D1613 Air Shutter Assy.

15JC-3R/5313L

Generator - 15JC/69
Control - Code 151(W.D.612C2674)
Code 174(W.D.615B199)
Code 212(W.D.625A423)
Engine - Spec L
134D1602 Air Outlet Duct
*159B760 Reservoir Tank Assy.
309P196 Hi-Temp. Cut-Off Switch
309A195 Hi-Temp. Switch Bracket
508A126 Hi-Temp. Switch Insulating Washer (2)
508A127 Hi-Temp. Switch Insulating Sleeve
332A876 Hi-Temp. Switch Terminal
406B661 Skid Base
416A501 Battery Bracket (2)
416B502 Battery Hold-down Frame
416B522 Battery Support Plate
520A490 Battery Hold-down Stud (2)

15JC-3R/5348L

Generator - 15JC3NIC
Control - Code 100(W.D.612C2243)
Code 173(W.D.615B198)
Code 212(W.D.625A423)
Engine - Spec L
134D1602 Air Outlet Duct

15JC-3R/5373L

Generator - 15JC3NIC
Control - Code 100(W.D.612C2243)
Code 208(W.D.625A23)
Code 212(W.D.625A423)
Engine - Spec L
102B549 Oil Base
333B102 Oil Base Heater
333B88 Heater Box
333A87 Heater Box Cover
508A100 Heater Box Grommet
309A168 Heater Thermostat
*123K748 Oil Level Main-tainer Kit
134D1602 Air Outlet Duct
*143B307 Carburetor (Gas-Gaso)
309P196 Hi-Temp. Cut-Off Switch
309A195 Hi-Temp. Switch Bracket
508A126 Hi-Temp. Switch Insulating Washer (2)
508A127 Hi-Temp. Switch Insulating Sleeve
332A876 Hi-Temp. Switch Terminal

15JC-3R/5375P

Generator - 15JC3N4C
Control - Code 148(W.D.612C2656)
Code 174(W.D.615B199)
Code 221(W.D.625A632)
Engine - Spec P
*134D1613 Air Shutter Assy.
*159B760 Reservoir Tank Assy.
*143B307 Carburetor (Gas-Gaso)

15JC-3R/5379P

Generator - 15JC3N4C
Control - Code 147(W.D.612C2655)
Code 23(W.D.612B1548)
Code 32(W.D.612B1543)
Code 208(W.D.625A23)
Code 221(W.D.625A632)
Engine - Spec P
102B549 Oil Base
333B102 Oil Base Heater
333B88 Heater Box
333A87 Heater Box Cover
508A100 Heater Box Grommet
309A168 Heater Thermostat
*405A1424 Housing Assy.
*143B318 Carburetor (Gas)
*140K893 Carb. Air PreHeater Kit

15JC-3R/5383P

Generator - 15JC3N4C
Control - Code 225(W.D.612C2740)
Code 174(W.D.615B199)
Code 221(W.D.625A632)
Engine - Spec P
134D1602 Air Outlet Duct
*159B760 Reservoir Tank Assy.
309P206 Hi-Temp. Cut-Off Switch
309A195 Hi-Temp. Switch Bracket
308A126 Hi-Temp. Switch Insulating Washer (2)
508A126 Hi-Temp. Switch Insulating Sleeve
332A876 Hi-Temp. Switch Terminal
*140K893 Carb. Air Heater Kit

15JC-3R/5385P

Generator - 15JC3N4C
Control - Code 147(W.D.612C2655)
Code 32(W.D.612B1543)
Code 59(W.D.612B1786)
Code 208(W.D.625A23)
Code 221(W.D.625A632)
Engine - Spec P
102B549 Oil Base
333B102 Oil Base Heater
333B88 Heater Box
333A87 Heater Box Cover
508A100 Heater Box Grommet
309A169 Heater Thermostat
*143B307 Carburetor (Gas-Gaso)
*405A1424 Housing Assy.
*159A799 Fuel Tank Assy.

15JC-3R/5386P

Generator - 15JC3N4C
Control - Code 148(W.D.612C2656)
Code 32(W.D.612B1543)
Code 35(W.D.612B1559)
Code 208(W.D.625A23)
Code 221(W.D.625A632)
Engine - Spec P
102B549 Oil Base

* Refer to Accessory Section for Component Parts.

MODEL DATA SECTION

<u>15JC-3R/5386P (cont.)</u>		<u>15JC-3R/5568P (cont.)</u>		<u>15JC-3R/5674P (cont.)</u>	
333B102	Oil Base Heater	309P196	Hi-Temp. Cut-Off Switch	Code 148(W.D.612C2656) Code 221(W.D.625A632)	
333B88	Heater Box	309A195	Hi-Temp. Switch Bracket	Engine - Spec P	
333A87	Heater Box Cover	508A126	Hi-Temp. Switch Insulating Washer	*143B307	Carburetor (Gas-Gaso)
508A100	Heater Box Grommet	508A127	Hi-Temp. Switch Insulating Bushing	*140A1423	Housing Assy.
309A168	Heater Thermostat	332A876	Hi-Temp. Switch Terminal	<u>15JC-3R8/768A</u>	
*143B318	Carburetor (Gas)	<u>15JC-3R/5587P</u>		Generator - 15JC3N1A	
*405A1422	Housing Assy.	Generator - 15JC3N4C		Control - Code 4(W.D.612C1132) Code 174(W.D.615B199) Code 209(W.D.625C292)	
<u>15JC-3R/5424P</u>		Control - Code 32(W.D.612B1543) Code 33(W.D.612B1548) Code 147(W.D.612C2655) Code 208(W.D.625A23) Code 221(W.D.625A632)		Engine - Spec A	
Generator - 15JC3N4C		Engine - Spec P		*143B229 Carburetor (Gas-Gaso.)	
Control - Code 148(W.D.612C2656) Code 208(W.D.625A23) Code 221(W.D.625A632)		*405A1422 Housing Assy.		<u>15JC-3R31/2468M</u>	
Engine - Spec P		*140K893 Carb. Air Heater Kit		Generator - 15JC3N4C	
102B549	Oil Base	*159B760 Reservoir Tank Assy.		Control - Code 121(W.D.612C2402) Code 221(W.D.625A632)	
333B102	Oil Base Heater	102B549 Oil Base		Engine - Spec M	
333B88	Heater Box	333B102 Oil Base Heater		134D1602	Air Outlet Duct
333A87	Heater Box Cover	333B88 Heater Box		104B477	Crankshaft
508A100	Heater Box Grommet	333A87 Heater Box Cover		134B1446	Flywheel & Hub
309A168	Heater Thermostat	508A100 Heater Box Thermostat		134B1486	Flywheel Only
134D1602	Air Outlet Duct	309A168 Heater Thermostat		112A106	Piston & Pin (4)
*159B830	Reservoir Tank Assy.	<u>15JC-3R/5651P</u>		*143B318	Carburetor (Gas)
309P196	Hi-Temp. Cut-Off Switch	Generator - 15JC3N4C		307P312	Supply Line Fuel Solenoid Valve - Elec.
309A195	Hi-Temp. Switch Bracket	Control - Code 32(W.D.612B1543) Code 59(W.D.612B1786) Code 148(W.D.612C2656) Code 208(W.D.625A23) Code 221(W.D.625A632)		149P558	Supply Line Fuel Strainer
508A126	Hi-Temp. Switch Insulating Washer (2)	Engine - Spec P		*191B453	Starter Motor - Incl. Gear
508A127	Hi-Temp. Switch Insulating Sleeve	*143B307 Carburetor (Gas-Gaso)		336A1199	Starter to Solenoid Lead
332A876	Hi-Temp. Switch Terminal	*405A1424 Housing Assy.		191A457	Idle Gear Assy.
<u>15JC-3R/5462P</u>		*159A799 Fuel Tank Assy.		191B354	Crankshaft Gear & Clutch
Generator - 15JC3N4C		102B549 Oil Base		191A342	Idle Gear Base & Shaft
Control - Code 148(W.D.612C2656) Code 185(W.D.615B232) Code 221(W.D.625A632)		333B102 Oil Base Heater		518-196	Idle Gear Retaining Ring
Engine - Spec P		333B88 Heater Box		526-175	Idle Gear Thrust Washer
*134D1613	Air Shutter Assy.	333A87 Heater Box Cover		307B845	Start Solenoid
*143B318	Carburetor (LPG)	508A100 Heater Box Grommet		306A195	Start Solenoid Bracket
<u>15JC-3R/5530P</u>		309A168 Heater Thermostat		103C252	Gear Cover Assy.
Generator - 15JC3N4C		<u>15JC-3R/5652P</u>		103C231	Gear Cover Gasket
Control - Code 148(W.D.612C2656) Code 173(W.D.615B198) Code 221(W.D.625A632)		Generator - 15JC3N4C		103D225	Gear Cover Backplate
Engine - Spec P		Control - Code 32(W.D.612B1543) Code 59(W.D.612B1786) Code 147(W.D.612C2655) Code 221(W.D.625A632)		<u>15JC-3R31/2468P</u>	
*134D1613	Air Shutter Assy.	Engine - Spec P		Generator - 15JC3N4C	
*140K893	Carb. Air Heater Kit	*159A799 Fuel Tank Assy.		Control - Code 121(W.D.612C2402) Code 221(W.D.625A632)	
<u>15JC-3R/5532P</u>		*405A1424 Housing Assy.		Engine - Spec P	
Generator - 15JC3N4C		*140K893 Carb. Air Heater Kit		*143B318	Carburetor (Gas)
Control - Code 148(W.D.612C2656) Code 174(W.D.615B199) Code 221(W.D.625A632)		155P360 Muffler		307P312	Supply Line Fuel Solenoid Valve - Elec.
Engine - Spec P		140A78 Muffler Mounting Bands		149P558	Supply Line Fuel Strainer
*159B760	Reservoir Tank Assy.	155C949 Flex. Exhaust Tube		134D1602	Air Outlet Duct
*140K893	Carb. Air Heater Kit	<u>15JC-3R/5674P</u>		104B477	Crankshaft
134D1602	Air Outlet Duct	Generator - 15JC3N4C		134B1446	Flywheel and Hub
<u>15JC-3R/5568P</u>		Control - Code 32(W.D.612B1543)		134B1486	Flywheel Only
Generator - 15JC3N4C		Engine - Spec P		112A106	Piston & Pin Assy. (4)
Control - Code 148(W.D.612C2656) Code 191(W.D.615B244) Code 221(W.D.625A632)		*159A799 Fuel Tank Assy.		*191B453	Starter Motor - Incl. Gear
Engine - Spec P		*405A1424 Housing Assy.		336A1199	Starter to Solenoid Lead
*143B318	Carburetor (Gas)	*140K893 Carb. Air Heater Kit		191A457	Idle Gear Assy.

* Refer to Accessory Section for Component Parts.

MODEL DATA SECTION

63

15JC-3R31/2468P (Cont.)

191A342 Idler Gear Base & Shaft
526-175 Idler Gear Thrust Washer
307B845 Start Solenoid
306A195 Start Solenoid Bracket
103C252 Gear Cover Assy.
103C231 Gear Cover Gasket
103D225 Gear Cover Backplate
518-196 Idler Gear Retaining Ring

15JC-3R31/3424P

Generator - 15JC3N4C
Control - Code 121(W.D.612C2402)
Code 191(W.D.615B244)
Code 221(W.D.625A632)

Engine - Spec P

134D1602 Air Outlet Duct
104B477 Crankshaft
134B1446 Flywheel & Hub
134B1486 Flywheel Only
112A106 Piston & Pin (4)
*143B318 Carburetor (Gas)
307P312 Supply Line Fuel Solenoid Valve - Electric

149P558 Supply Line Fuel Strainer

*191B453 Starter Motor - Includes Gear

336A1199 Starter to Solenoid Lead

191A457 Idler Gear Assy.

191B354 Crankshaft Gear & Clutch

191A342 Idler Gear Base & Shaft

518-196 Idler Gear Retaining Ring

526-175 Idler Gear Thrust Washer

307B845 Start Solenoid

306A195 Start Solenoid Bracket

103C252 Gear Cover Assy.

103C231 Gear Cover Gasket

103D225 Gear Cover Backplate

15JC-3R131/2468L

Generator - 15JC3N1C
Control - Code 83(W.D.612C2066)
Code 212(W.D.625A423)

Engine - Spec L

134D1602 Air Outlet Duct
104B477 Crankshaft
134B1446 Flywheel & Hub
134B1486 Flywheel Only
*143B318 Carburetor (LPG)
307P312 Supply Line Fuel Solenoid Valve - Electric

149P558 Supply Line Fuel Strainer

*191B453 Starter Motor - Incl. Gear

336A1199 Starter to Solenoid Lead

191A457 Idler Gear Assy.

15JC-3R131/2468L (Cont.)

191B354 Crankshaft Gear & Clutch
191A342 Idler Gear Base & Shaft
518-196 Idler Gear Retaining Ring
526-175 Idler Gear Thrust Washer
307B845 Start Solenoid
306A195 Start Solenoid Bracket
103C252 Gear Cover Assy.
103C231 Gear Cover Gasket
103D225 Gear Cover Backplate

15JC-3RV/1J

Generator - 15JC3N1C
Control - Code 10(W.D.612C1250)
Code 212(W.D.625A423)

Engine - Spec J

Vacu-Flo Cooled

15JC-3RV/1K

Generator - 15JC3N1C
Control - Code 10(W.D.612C1250)
Code 212(W.D.625A423)

Engine - Spec K

Vacu-Flo Cooled

15JC-3RV/1L

Generator - 15JC3N1C
Control - Code 96(W.D.612C2239)
Code 212(W.D.625A423)

Engine - Spec L

Vacu-Flo Cooled

15JC-3RV/1P

Generator - 15JC3N4C
Control - Code 147(W.D.612C2655)
Code 221(W.D.625A632)

Engine - Spec P

Vacu-Flo Cooled

15JC-3RV/12L

Generator - 15JC3N1C
Control - Code 96(W.D.612C2239)
Code 212(W.D.625A423)

Engine - Spec L

Vacu-Flo Cooled

*143B307 Carburetor (Gas-Gaso.)

15JC-3RV/12P

Generator - 15JC3N4C
Control - Code 147(W.D.612C2655)
Code 221(W.D.625A632)

Engine - Spec P

Vacu-Flo Cooled

*143B307 Carburetor (Gas-Gaso.)

15JC-3RV/13P

Generator - 15JC3N4C
Control - Code 147(W.D.612C2655)
Code 221(W.D.625A632)

Engine - Spec P

Vacu-Flo Cooled

*143B318 Carburetor (Gas)

15JC-3RV/96K

Generator - 15JC3N1C
Control - Code 24(W.D.612C1476)
Code 212(W.D.625A423)
Engine - Spec K
Vacu-Flo Cooled

15JC-3RV/96L

Generator - 15JC3N1C
Control - Code 100(W.D.612C2243)
Code 212(W.D.625A423)
Engine - Spec L
Vacu-Flo Cooled

15JC-3RV/96P

Generator - 15JC3N4C
Control - Code 148(W.D.612C2656)
Code 221(W.D.625A632)
Engine - Spec P
Vacu-Flo Cooled

15JC-3RV31/1M

Generator - 15JC3N4C
Control - Code 121(W.D.612C2402)
Code 221(W.D.625C632)

Engine - Spec M

Vacu-Flo Cooled

104B477 Crankshaft

112A106 Piston & Pin (4)

113-107 Ring Set (4)

*143B318 Carburetor (Gas)

307P312 Supply Line Fuel Solenoid Valve - Electric

149P558 Supply Line Fuel Strainer

*191B453 Starter Motor - Incl. Gear

336A1199 Starter to Solenoid Cable

191A457 Idler Gear Assy.

191B354 Crankshaft Gear & Clutch

191A342 Idler Gear Base & Shaft

518-196 Idler Gear Retaining Ring

526-175 Idler Gear Thrust Washer

307B845 Start Solenoid

306A195 Start Solenoid Bracket

103C252 Gear Cover Assy.

103C231 Gear Cover Gasket

103D225 Gear Cover Backplate

15JC-3RV/507P

Generator - 15JC3N4C
Control - Code 147(W.D.612C2655)
Code 221(W.D.625A632)

Engine - Spec P

Vacu-Flo Cooled

403B661 Skid Base

416A501 Battery Bracket (2)

416B502 Battery Hold-down Frame

520A490 Battery Hold-down Stud (2)

416B522 Battery Support Plate

* Refer to Accessory Section for Component Parts.

MODEL DATA SECTION

15JC-3RV/1369L

Generator - 15JC3N1C
Control - Code 96(W.D.612C2239)
Code 185(W.D.615B232)
Code 212(W.D.625A423)
Engine - Spec L
Vacu-Flo Cooled
*143B318 Carburetor (Gas)

15JC-3RV/1983L

Generator - 15JC3N1C
Control - Code 100(W.D.612C2243)
Code 212(W.D.625A423)
Engine - Spec L
Vacu-Flo Cooled
*143B318 Carburetor (Gas)

15JC-3RV/2079L

Generator - 15JC3N1C
Control - Code 96(W.D.612C2239)
Code 173(W.D.615B198)
Code 212(W.D.625A423)
Engine - Spec L
Vacu-Flo Cooled

15JC-3RV/2198L

Generator - 15JC3N1C
Control - Code 100(W.D.612C2243)
Code 212(W.D.625A423)
Engine - Spec L
Vacu-Flo Cooled
389P162 Hi-Temp. Cut-Off
Switch
338A337 Hi-Temp. Switch
Wiring Harness

15JC-3RV/2198P

Generator - 15JC3N4C
Control - Code 148(W.D.612C2656)
Code 221(W.D.625A632)
Engine - Spec P
Vacu-Flo Cooled
309P162 Hi-Temp. Cut-Off
Switch
338A337 Hi-Temp. Switch
Wiring Harness

15JC-3RV/2489P

Generator - 15JC3N4C
Control - Code 148(W.D.612C2656)
Code 208(W.D.625A23)
Code 221(W.D.625A632)
Engine - Spec P
Vacu-Flo Cooled
*143B318 Carburetor (Gas)
102B549 Oil Base
333B102 Oil Base Heater
333B88 Heater Box
333A87 Heater Box Cover
508A100 Heater Box Grommet
309A168 Heater Thermostat
309P162 Hi-Temp. Cut-Off
Switch
338A337 Hi-Temp. Switch
Wiring Harness

15JC-3RV/2865L

Generator - 15JC3N1C
Control - Code 100(W.D.612C2243)

15JC-3RV/2865L (Cont.)

Code 173(W.D.615B198)
Code 212(W.D.625A423)
Engine - Spec L
Vacu-Flo Cooled
*143B318 Carburetor (Gas)

15JC-3RV/2865P

Generator - 15JC3N4C
Control - Code 148(W.D.612C2656)
Code 173(W.D.615B198)
Code 221(W.D.625A632)
Engine - Spec P
Vacu-Flo Cooled
*143B318 Carburetor (LPG)

15JC-3RV/4312K

Generator - 15JC3N1C
Control - Code 10(W.D.612C1250)
Code 191(W.D.615B244)
Code 212(W.D.625A423)
Engine - Spec K
Vacu-Flo Cooled
102B549 Oil Base
333B102 Oil Base Heater
333B88 Heater Box
333A87 Heater Box Cover
508A100 Heater Box Grommet
309A168 Heater Thermostat
*143B243 Carburetor (LPG)
*123K748 Oil Level Main-
tainer Kit

15JC-3RV/4312L

Generator - 15JC3N1C
Control - Code 96(W.D.612C2239)
Code 191(W.D.615B244)
Code 208(W.D.625A23)
Code 212(W.D.625A423)
Engine - Spec L
Vacu-Flo Cooled
102B549 Oil Base
333B102 Oil Base Heater
333B88 Heater Box
333A87 Heater Box Cover
508A100 Heater Box Grommet
309A168 Heater Thermostat
*143B318 Carburetor (LPG)
*123K748 Oil Level Maintainer
Kit

15JC-3RV/4380L

Generator - 15JC3N1C
231E112 Engine to Generator
Adapter
Control - Code 100(W.D.612C2243)
Code 212(W.D.625A423)

Engine - Spec L
Vacu-Flo Cooled

15JC-3RV/4714L

Generator - 15JC3N1C
Control - Code 100(W.D.612C2243)
Code 185(W.D.615B232)
Code 212(W.D.625A423)
Engine - Spec L
Vacu-Flo Cooled
*140K661 Carb. Air Pre-Heater
Kit

15JC-3RV/4714L (Cont.)

309P162 Hi-Temp. Cut-Off
Switch
338A337 Hi-Temp. Switch Wiring
Harness

15JC-3RV/4819L

Generator - 15JC3N1C
Control - Code 100(W.D.612C2243)
Code 174(W.D.615B199)
Code 212(W.D.625A423)
Engine - Spec L
Vacu-Flo Cooled
*159B760 Reservoir Tank Assy.
403B661 Skid Base
416A501 Battery Bracket (2)
416B502 Battery Hold-down
Frame
416B522 Battery Support Plate
520A490 Battery Hold-down
Stud (2)

15JC-3RV/5080L

Generator - 15JC3N1C
Control - Code 100(W.D.612C2243)
Code 212(W.D.625A423)
Engine - Spec L
Vacu-Flo Cooled
*140K892 Carb. Air Pre-Heater
Kit
309P162 Hi-Temp. Cut-Off
Switch
338A337 Hi-Temp. Switch Wiring
Harness

15JC-3RV/5237L

Generator - 15JC3N1C
Control - Code 100(W.D.612C2243)
Code 212(W.D.625A423)
Engine - Spec L
Vacu-Flo Cooled
*140K892 Carb. Air Pre-Heater
Kit

15JC-3RV/5381P

Generator - 15JC3N4C
Control - Code 148(W.D.612C2656)
Code 221(W.D.625A632)
Engine - Spec P
Vacu-Flo Cooled
*140K677 Oil Bath Air Cleaner
Kit
309P162 Hi-Temp. Cut-Off
Switch
338A337 Hi-Temp. Switch Wiring
Harness

15JC-3RV/5398P

Generator - 15JC/229
Control - Code 162(W.D.612C2738)
Code 185(W.D.615B232)
Code 208(W.D.625A23)
Code 221(W.D.625A632)
Engine - Spec P
Vacu-Flo Cooled
*159B760 Reservoir Tank Assy.
102B549 Oil Base
333B102 Oil Base Heater

* Refer to Accessory Section for Component Parts.

MODEL DATA SECTION

65

15JC-3RV/5398P (Cont.)

333B88 Heater Box
333A87 Heater Box Cover
508A100 Heater Box Grommet
309A168 Heater Thermostat
403B661 Skid Base
416A501 Battery Bracket (2)
416B502 Battery Hold-down
Frame
520A490 Battery Hold-down
Stud (2)
416B522 Battery Support
Plate
*123K748 Oil Level Maintainer
Kit

15JC-3RV/5508

Generator - 15JC3N4C
231E112 - Engine to Generator
Adapter
Control - Code 148(W.D.612C2656)
Code 221(W.D.625A632)
Engine - Spec P
Vacu-Flo Cooled

15JC-3RV/5565P

Generator - 15JC3N4C
231E112 Engine to Generator
Adapter
Control - Code 148(W.D.612C2656)
Code 221(W.D.625A632)
Engine - Spec P
Vacu-Flo Cooled
*140K677 Oil Bath Air Cleaner
Kit

15JC-3RV/5663P

Generator - 15JC/229
Control - Code 162(W.D.612C2738)
Code 221(W.D.625A632)
Engine - Spec P
Vacu-Flo Cooled
309P162 Hi-Temp. Cut-Off
Switch
338A337 Hi-Temp. Switch
Wiring Harness

15JC-3RV30/741M

Generator - 15JC3N4C
Control - Code 121(W.D.612C2402)
Code 185(W.D.615B232)
Code 221(W.D.625A632)
Engine - Spec M
Vacu-Flo Cooled
*159B760 Reservoir Tank Assy.
104B477 Crankshaft
*191B453 Starter Motor
336A1199 Starter to Solenoid
Lead
338A366 Solenoid to Control
Wiring Harness
191A457 Idler Gear Assy.
191B354 Crankshaft Gear &
Clutch
191A342 Idler Gear Base &
Shaft
518-196 Idler Gear Retaining
Ring
526-175 Idler Gear Thrust
Washer

15JC-3RV30/741M (Cont.)

307B845 Start Solenoid
306A195 Start Solenoid
Bracket
103C252 Gear Cover Assy.
103C231 Gear Cover Gasket
103D225 Gear Cover Backplate
338A336 Start-Disconnect
Switch Wiring
Harness

15JC-3XR/13L

Generator - 15JC/212
Control - Code 156(W.D.612C2705)
Code 212(W.D.625A423)
Engine - Spec L
*143B318 Carburetor (LPG)

15JC-3XR/13P

Generator - 15JC/212
Control - Code 156(W.D.612C2705)
Code 221(W.D.625A632)
Engine - Spec P
*143B318 Carburetor (LPG)

15JC-4E/3286G

Generator - 15JC/43
Control Code 41(W.D.612C1663)
Code 42(W.D.612C1664)
Code 216(W.D.625C510)
Engine - Spec G
*191C427 Starter Motor
336A1391 Starter to Control Lead
191A320 Starter Support Bracket
123A681 Oil Fill Tube
*143B272 Carburetor
150B880 Governor to Carb. Link
105E242 Camshaft
105B202 Camshaft Gear
103C263 Gear Cover Assy.
*140K661 Carb. Air Heater Kit
134D1230 Housing Bottom Panel
*151C201 Governor Assy.
151A275 Governor Control Rod
406A12 Control Rod Hand Wheel
151C274 Control Rod Support Brac-
ket
406A165 Control Rod Clevis
406-43 Clevis Pin
232A234 Control Rod Stop Spacer
508A2 Housing Grommet-Control
Rod
*405A1354 Housing Assy.Except
use #405A1361 Rear
Panel-Generator End

15JC-4E/3286J

Generator - 15JC/43
Control - Code 41(W.D.612C1663)
Code 42(W.D.612C1664)
Code 216(W.D.625C510)
Engine - Spec J
123A681 Oil Fill Tube
*143B272 Carburetor
150B880 Governor to Carb. Link
105E242 Camshaft
105B202 Camshaft Gear
103C263 Gear Cover Assy.
*151C201 Governor Assy
151A275 Governor Control Rod
406A12 Control Rod Hand Wheel
151C274 Control Rod Support
Bracket
406A165 Control Rod Clevis
406-43 Clevis Pin
232A234 Control Rod Stop Spacer
508A2 Housing Grommet-Control
Rod
134D1230 Housing Bottom Panel
*405A1354 Housing Assy.-Except
use 405A1361 Rear
Panel-Gen. End.
*191C427 Starter Motor
191A320 Starter Support Bracket
336A1391 Starter to Control Lead
*140K661 Carb. Air Heater Kit

MODEL DATA SECTION

15JC-4E/5040L

Generator - 15JC/43
Control - Code 136(W.D.612C2551)
Code 41(W.D.612C1663)
Code 216(W.D.625C510)
Engine - Spec L
123A681 Oil Fill Tube
*143B333 Carburetor
150B880 Governor to Carb.
Link
105E242 Camshaft
105B202 Camshaft Gear
103C263 Gear Cover Assy.
*151C201 Governor Assy.
151A275 Governor Control Rod
406A12 Control Rod Hand
Wheel
151C274 Control Rod Support
Bracket
406A165 Control Rod Clevis
406-43 Clevis Pin
232A234 Control Rod Stop
Spacer
508A2 Housing Grommet-
Control Rod
134D1230 Housing Bottom Panel
*405A1424 Housing Assy.-Except
use 405A1361 Rear
Panel-Generator
End

15JC-4R/IA

Generator - 15JC4NIA
Control - Code 6(W.D.612C1191)
Code 209(W.D.625C292)
Engine - Spec A

15JC-4R/IC

Generator - 15JC4NIB
Control - Code 12(W.D.612C1252)
Code 210(W.D.625C386)
Engine - Spec C

15JC-4R/ID

Generator - 15JC4NIB
Control - Code 12(W.D.612C1252)
Code 210(W.D.625C386)
Engine - Spec D

15JC-4R/IE

Generator - 15JC4NIC
Control - Code 12(W.D.612C1252)
Code 212(W.D.625A423)
Engine - Spec E

15JC-4R/IF

Generator - 15JC4NIC
Control - Code 12(W.D.612C1252)
Code 212(W.D.625A423)
Engine - Spec F

15JC-4R/IG

Generator - 15JC4NIC
Control - Code 12(W.D.612C1252)
Code 212(W.D.625A423)
Engine - Spec C

15JC-4R/IH

Generator - 15JC4NIC
Control - Code 12(W.D.612C1252)
Code 212(W.D.625A423)
Engine - Spec H

15JC-4R/IJ

Generator - 15JC4NIC
Control - Code 12(W.D.612C1252)
Code 212(W.D.625A423)
Engine - Spec J

15JC-4R/IK

Generator - 15JC4NIC
Control - Code 12(W.D.612C1252)
Code 212(W.D.625A423)
Engine - Spec K

15JC-4R/IL

Generator - 15JC4NIC
Control - Code 97(W.D.612C2240)
Code 212(W.D.625A423)
Engine - Spec L

15JC-4R/IP

Generator - 15JC4N4C
Control - Code 149(W.D.612C2657)
Code 221(W.D.625A632)
Engine - Spec P

15JC-4R/7K

Generator - 15JC4NIC
Control - Code 12(W.D.612C1252)
Code 212(W.D.625A423)
Engine - Spec K
*405A1421 Housing Assy.

15JC-4R/7L

Generator - 15JC4NIC
Control - Code 97(W.D.612C2240)
Code 32(W.D.612B1543)
Code 212(W.D.625A423)
Engine - Spec L
*405A1421 Housing Assy.

15JC-4R/12C

Generator - 15JC4NIB
Control - Code 12(W.D.612C1252)
Code 210(W.D.625C386)

Engine - Spec C
*143B229 Carburetor(Gas-Gaso)

15JC-4R/12G

Generator - 15JC4NIC
Control - Code 12(W.D.612C1252)
Code 212(W.D.625A423)

Engine - Spec G
*143B229 Carburetor(Gas-Gaso)

15JC-4R/12H

Generator - 15JC4NIC
Control - Code 12(W.D.612C1252)
Code 212(W.D.625A423)

Engine - Spec H
*143B229 Carburetor (Gas-Gaso.)

15JC-4R/12J

Generator - 15JC4NIC
Control - Code 12(W.D.612C1252)
Code 212(W.D.625A423)
Engine - Spec J
*143B229 Carburetor (Gas-Gaso)

15JC-4R/12K

Generator - 15JC4NIC
Control - Code 12(W.D.612C1252)
Code 212(W.D.625A423)
Engine - Spec K
*143B229 Carburetor (Gas-Gaso)

15JC-4R/12L

Generator - 15JC 4NIC
Control - Code 97(W.D.612C2240)
Code 212(W.D.625A423)
Engine - Spec L
*143B307 Carburetor(Gas-Gaso)

15JC-4R/12P

Generator - 15JC4N4C
Control - Code 149(W.D.612C2657)
Code 221(W.D.625A632)
Engine - Spec P
*143B307 Carburetor(Gas-Gaso)

15JC-4R/13E

Generator - 15JC4NIC
Control - Code 12(W.D.612C1252)
Code 212(W.D.625A423)
Engine - Spec E
*143B243 Carburetor (Gas)

15JC-4R/13G

Generator - 15JC4NIC
Control - Code 12(W.D.612C1252)
Code 212(W.D.625A423)
Engine - Spec G
*143B243 Carburetor (Gas)

15JC-4R/13H

Generator - 15JC4NIC
Control - Code 12(W.D.612C1252)
Code 212(W.D.625A423)
Engine - Spec H
*143B243 Carburetor (Gas)

15JC-4R/13J

Generator - 15JC4NIC
Control - Code 12(W.D.612C1252)
Code 212(W.D.625A423)
Engine - Spec J
*143B243 Carburetor (Gas)

15JC-4R/13K

Generator - 15JC4NIC
Control - Code 12(W.D.612C1252)
Code 212(W.D.625A423)
Engine - Spec K
*143B243 Carburetor (Gas)

15JC-4R/13L

Generator - 15JC4NIC
Control - Code 97(W.D.612C2240)
Code 212(W.D.625A423)
Engine - Spec L
*143B318 Carburetor (Gas)

MODEL DATA SECTION

67

15JC-4R/13P

Generator - 15JC4N4C
Control - Code 149(W.D.612C2657)
Code 221(W.D.625A632)
Engine - Spec P
*143B318 Carburetor (Gas)

15JC-4R/3IL

Generator - 15JC4NIC
Control - Code 83(W.D.612C2066)
Code 212(W.D.625A423)
Engine - Spec L
104B477 Crankshaft
134B1446 Flywheel & Hub
134B1486 Flywheel Only
112A106 Piston & Pin (4)
*143B318 Carburetor (Gas)
307P312 Supply Line Fuel Sol-
enoid Valve-Elec-
tric
149P558 Supply Line Fuel
Strainer
*191B453 Starter Motor-Includ-
ing Gear
336A1199 Starter to Solenoid
Lead
191A457 Idler Gear Assy.
191B354 Crankshaft Gear &
Clutch
191A342 Idler Gear Base &
Shaft
518-196 Idler Gear Retaining
Ring
526-175 Idler Gear Thrust
Washer
307B845 Start Solenoid
306A195 Start Solenoid
Bracket
103C252 Gear Cover Assy.
103C231 Gear Cover Gasket
103D225 Gear Cover Backplate

15JC-4R/96H

Generator - 15JC4NIC
Control - Code 25(W.D.612C1477)
Code 212(W.D.625A423)
Engine - Spec H

15JC-4R/96K

Generator - 15JC4NIC
Control - Code 25(W.D.612C1477)
Code 212(W.D.625A423)
Engine - Spec K

15JC-4R/96L

Generator - 15JC4NIC
Control - Code 101(W.D.612C2244)
Code 212(W.D.625A423)
Engine - Spec L

15JC-4R/96P

Generator - 15JC4N4C
Control - Code 150(W.D.612C2658)
Code 221(W.D.625A632)
Engine - Spec P

15JC-4R31/IK

Generator - 15JC4NIC
Control - Code 83(W.D.612C2066)

15JC-4R31/IK (cont.)

Code 212(W.D.625A423)
Engine - Spec K
104B477 Crankshaft
134B1446 Flywheel & Hub
134B1486 Flywheel Only
*143B243 Carburetor (Gas)
307P312 Supply Line Fuel
Solenoid Valve-
Electric
149P558 Supply Line Fuel
Strainer
*191B453 Starter Motor-
Includes Gear
336A1391 Starter To Control
Lead
307B40 Start Solenoid
306A195 Start Solenoid
Bracket
191A342 Idler Gear Base &
Shaft
518-196 Idler Gear Retain-
ing Ring
526-175 Idler Gear Thrust
Washer
191B354 Crankshaft Gear &
Clutch
191A457 Idler Gear Assy.
112A106 Piston & Pin (4)
103C252 Gear Cover Assy.
103C231 Gear Cover Gasket
103D225 Gear Cover Back-
plate

15JC-4R/31/IL

Generator - 15JC4NIC
Control - Code 84(W.D.612C2067)
Code 212(W.D.625A423)
Engine - Spec L
104B477 Crankshaft
134B1446 Flywheel & Hub
134B1486 Flywheel Only
112A106 Pin & Piston (4)
*143B318 Carburetor (Gas)
307P312 Supply Line Fuel
Solenoid Valve-
Electric
149P558 Supply Line Fuel
Strainer
*191B453 Starter Motor-In-
cludes Gear
336A1199 Starter to Solenoid
Lead
307B845 Start Solenoid
306A195 Start Solenoid
Bracket
191A342 Idler Gear Base &
Shaft
518-196 Idler Gear Retain-
ing Ring
526-175 Idler Gear Thrust
Washer
191A457 Idler Gear Assy.
191B354 Crankshaft Gear &
Clutch
103C252 Gear Cover Assy.
103C231 Gear Cover Gasket
103D225 Gear Cover Back-
plate

15JC-4R31/IP

Generator - 15JC4N4C
Control - Code 122(W.D.612C2403)
Code 221(W.D.625A632)
Engine - Spec P
104B477 Crankshaft
134B1446 Flywheel & Hub
134B1486 Flywheel Only
112A106 Piston & Pin (4)
*143B318 Carburetor (Gas)
307P312 Supply Line Fuel Sole-
noid Valve-Electric
149P558 Supply Line Fuel Strain-
er
*191B453 Starter Motor-Includes
Gear
336A1199 Starter to Solenoid
Cable
307B845 Start Solenoid
306A195 Start Solenoid Bracket
191A342 Idler Gear Base & Shaft
518-196 Idler Gear Retaining
Ring
526-175 Idler Gear Thrust Washer
191A457 Idler Gear Assy.
191B354 Crankshaft Gear & Clutch
103C252 Gear Cover Assy.
103C231 Gear Cover Gasket
103D225 Gear Cover Backplate
338B366 Solenoid to Control
Wiring Harness
338A336 Start-Disconnect Switch
to Control Wiring
Harness

15JC-4R/316F

Generator - 15JC4NIC
Control - Code 12(W.D.612C1252)
Code 212(W.D.625A423)
Engine - Spec F
*159B760 Reservoir Tank Assy.

15JC-4R/316G

Generator - 15JC4NIC
Control - Code 12(W.D.612C1252)
Code 212(W.D.625A423)
Engine - Spec G
*159B760 Reservoir Tank Assy.

15JC-4R/363G

Generator - 15JC4NIC
Control - Code 12(W.D.612C1252)
Code 208(W.D.625A23)
Code 212(W.D.625A423)
Engine - Spec G
102B481 Oil Base
333B67 Oil Base Heater
333B88 Heater Box
333A87 Heater Box Cover
508A100 Heater Box Grommet
309A168 Heater Thermostat
*159B760 Reservoir Tank Assy.

15JC-4R/363H

Generator - 15JC4NIC
Control - Code 12(W.D.612C1252)
Code 208(W.D.625A23)

* Refer to Accessory Section for Component Parts.

MODEL DATA SECTION

15JC-4R/363H (cont.) Code 212(W.D.625A423) Engine - Spec H 102B481 Oil Base 333B67 Oil Base Heater 333B88 Heater Box 333A87 Heater Box Cover 508A100 Heater Box Grommet 309A168 Heater Thermostat *159B760 Reservoir Tank Assy.	15JC-4R/742F Generator - 15JC4NIC Control - Code 12(W.D.612C1252) Code 175(W.D.615B202) Code 212(W.D.625A423) Engine - Spec F *159B760 Reservoir Tank Assy.	15JC-4R/1075H Generator - 15JC4NIC Control - Code 12(W.D.612C1252) Code 32(W.D.612B1543) Code 212(W.D.625A423) Engine - Spec H *143B243 Carburetor (Gas) *405A1335 Housing Assembly
15JC-4R/391H Generator - 15JC4NIC Control - Code 25(W.D.612C1477) Code 212(W.D.625A423) Engine - Spec H *159B760 Reservoir Tank Assy.	15JC-4R/742L Generator - 15JC4NIC Control - Code 97(W.D.612C2240) Code 175(W.D.615B202) Code 212(W.D.625A423) Engine - Spec L *159B760 Reservoir Tank Assy.	15JC-4R/1075J Generator - 15JC4NIC Control - Code 12(W.D.612C1252) Code 32(W.D.612B1543) Code 212(W.D.625A423) Engine - Spec J *143B243 Carburetor (Gas) *405A1335 Housing Assembly
15JC-4R/525C Generator - 15JC4NIC Control - Code 12(W.D.612C1252) Code 212(W.D.625A423) Engine - Spec C	15JC-4R/1018J Generator - 15JC4NIC Control - Code 12(W.D.612C1252) Code 32(W.D.612B1543) Code 212(W.D.625A423) Engine - Spec J *143B229 Carburetor (Gas-Gaso) *405A1335 Housing Assembly	15JC-4R/1075K Generator - 15JC4NIC Control - Code 12(W.D.612C1252) Code 32(W.D.612B1543) Code 212(W.D.625A423) Engine - Spec K *143B243 Carburetor (Gas) *405A1421 Housing Assembly
15JC-4R/637K Generator - 15JC4NIC Control - Code 12(W.D.612C1252) Code 212(W.D.625A423) Engine - Spec K *143B229 Carburetor (Gas-Gaso) *159B760 Reservoir Tank Assy.	15JC-4R/1018L Generator - 15JC4NIC Control - Code 97(W.D.612C2240) Code 32(W.D.612B1543) Code 212(W.D.625A423) Engine - Spec L *143B307 Carburetor (Gas-Gaso) *405A1421 Housing Assembly	15JC-4R/1075L Generator - 15JC4NIC Control - Code 97(W.D.612C2240) Code 32(W.D.612B1543) Code 212(W.D.625A423) Engine - Spec L *143B318 Carburetor (Gas) *405A1421 Housing Assembly
15JC-4R/637L Generator - 15JC4NIC Control - Code 97(W.D.612C2240) Code 212(W.D.625A423) Engine - Spec L *143B307 Carburetor (Gas-Gaso) *159B760 Reservoir Tank Assy.	15JC-4R/1018P Generator - 15JC4N4C Control - Code 149(W.D.612C2657) Code 32(W.D.612B1543) Code 221(W.D.625A632) Engine - Spec P *143B307 Carburetor (Gas-Gaso) *405A1421 Housing Assembly	15JC-4R/1075P Generator - 15JC4N4C Control - Code 149(W.D.612C2657) Code 32(W.D.612B1543) Code 221(W.D.625A632) Engine - Spec P *143B318 Carburetor (Gas) *405A1421 Housing Assembly
15JC-4R/707K Generator - 15JC4NIC Control - Code 55(W.D.612C1752) Code 212(W.D.625A423) Engine - Spec K	15JC-4R/1041K Generator - 15JC4NIC Control - Code 12(W.D.612C1252) Code 32(W.D.612B1543) Code 212(W.D.625A423) Engine - Spec K *405A1421 Housing Assembly *159A799 Fuel Tank Assy.	15JC-4R/1140G Generator - 15JC4NIC Control - Code 12(W.D.612C1252) Code 32(W.D.612B1543) Code 28(W.D.612B1486) Code 212(W.D.625A432) Engine - Spec G *405A1334 Housing Assembly
15JC-4R/710J Generator - 15JC4NIC Control - Code 12(W.D.612C1252) Code 175(W.D.615B202) Code 212(W.D.625A423) Engine - Spec J	15JC-4R/1041L Generator - 15JC4NIC Control - Code 97(W.D.612C2240) Code 32(W.D.612B1543) Code 212(W.D.625A423) Engine - Spec L *405A1421 Housing Assembly *159A799 Fuel Tank Assy.	15JC-4R/1140K Generator - 15JC4NIC Control - Code 12(W.D.612C1252) Code 32(W.D.612B1543) Code 28(W.D.612B1486) Code 212(W.D.625A423) Engine - Spec K *405A1422 Housing Assembly
15JC-4R/710K Generator - 15JC4NIC Control - Code 12(W.D.612C1252) Code 175(W.D.615B202) Code 212(W.D.625A423) Engine - Spec K	15JC-4R/1075G Generator - 15JC4NIC Control - Code 12(W.D.612C1252) Code 32(W.D.612B1543) Code 212(W.D.625A423) Engine - Spec G *143B243 Carburetor (Gas) *405A1334 Housing Assembly	15JC-4R/1140L Generator - 15JC4NIC Control - Code 97(W.D.612C2240) Code 32(W.D.612B1543) Code 28(W.D.612B1486) Code 212(W.D.625A423) Engine - Spec L *405A1422 Housing Assembly
15JC-4R/742E Generator - 15JC4NIC Control - Code 12(W.D.612C1252) Code 175(W.D.615B202) Code 212(W.D.625A423) Engine - Spec E *159B760 Reservoir Tank Assy.	15JC-4R/1075H Generator - 15JC4NIC Control - Code 12(W.D.612C1252) Code 32(W.D.612B1543) Code 212(W.D.625A423) Engine - Spec H *143B243 Carburetor (Gas) *405A1334 Housing Assembly	15JC-4R/1140L Generator - 15JC4NIC Control - Code 97(W.D.612C2240) Code 32(W.D.612B1543) Code 28(W.D.612B1486) Code 212(W.D.625A423) Engine - Spec L *405A1422 Housing Assembly

* Refer to Accessory Section for Component Parts.

MODEL DATA SECTION

69

15JC-4R131/IM

Generator - 15JC4N4C
Control - Code 122(W.D.612C2403)
Code 221(W.D.625A632)
Engine - Spec M
104B477 Crankshaft
134B1446 Flywheel & Hub
134B1486 Flywheel Only
*143B318 Carburetor (Gas)
103C252 Gear Cover Assy.
103C231 Gear Cover Gasket
103D225 Gear Cover Backplate
*191B453 Starter Motor-Includ-
ing Gear
336A1199 Starter Motor Sole-
noid Lead
338B366 Solenoid to Control
Wiring Harness
307B845 Start Solenoid
306A195 Start Solenoid
Bracket
191A457 Idler Gear Assy.
191A342 Idler Gear Base &
Shaft
518-196 Idler Gear Retaining
Ring
526-175 Idler Gear Thrust
Washer
191B354 Crankshaft Gear &
Clutch
338A336 Start-Disconnect
Switch to Control
Wiring Harness
307P312 Supply Line Fuel
Solenoid Valve-
Electric
149P558 Supply Line Fuel
Strainer

15JC-4R 131/IP

Generator - 15JC4N4C
Control - Code 122(W.D.612C2403)
Code 221(W.D.625A632)
Engine - Spec P
104B477 Crankshaft
134B1446 Flywheel & Hub
134B1486 Flywheel Only
*143B318 Carburetor (Gas)
307P312 Supply Line Fuel
Solenoid Valve-
Electric
149P558 Supply Line Fuel
Strainer
103C252 Gear Cover Assy.
103C231 Gear Cover Gasket
103D225 Gear Cover Backplate
*181B453 Starter Motor-Includes
Gear
336A1199 Starter to Solenoid
Lead
338B366 Solenoid to Control
Wiring Harness
307B845 Start Solenoid
306A195 Start Solenoid
Bracket
191A457 Idler Gear Assy.
191A342 Idler Gear Base &
Shaft
518-196 Idler Gear Thrust
Washer

15JC-4R131/IP (cont.)

526-175 Idler Gear Thrust
Washer
191B354 Crankshaft Gear &
Clutch
338A336 Start-Disconnect Switch
to Control Wiring
Harness

15JC-4R/1359H

Generator - 15JC4NIC
Control - Code 12(W.D.612C1252)
Code 32(W.D.612B1543)
Code 29(W.D.612B1487)
Code 212(W.D.625A423)
Engine - Spec H
*405A1334 Housing Assembly
*159A799 Fuel Tank Assy.

15JC-4R/1359J

Generator - 15JC4NIC
Control - Code 12(W.D.612C1252)
Code 32(W.D.612B1543)
Code 29(W.D.612B1487)
Code 212(W.D.625A423)
Engine - Spec J
*405A1334 Housing Assembly
*159A799 Fuel Tank Assy.

15JC-4R/1369E

Generator - 15JC4NIC
Control - Code 12(W.D.612C1252)
Code 181(W.D.615B221)
Code 212(W.D.625A423)
Engine - Spec E

15JC-4R/1369F

Generator - 15JC4NIC
Control - Code 12(W.D.612C1252)
Code 181(W.D.615B221)
Code 212(W.D.625A423)
Engine - Spec F

15JC-4R/1369L

Generator - 15JC4NIC
Control - Code 97(W.D.612C2240)
Code 181(W.D.615B221)
Code 212(W.D.625A423)
Engine - Spec L

15JC-4R/1400J

Generator - 15JC4NIC
Control - Code 25(W.D.612C1477)
Code 175(W.D.615B202)
Code 212(W.D.625A423)
Engine - Spec J
*143B229 Carburetor (Gas-Gaso)
309P162 Hi-Temp Cut-Off
Switch
309A174 Hi-Temp Switch Brack-
et
338A270 Hi-Temp Switch Wiring
Harness

15JC-4R/1634L

Generator - 15JC/72
Control - Code 107(W.D.612C2267)
Code 212(W.D.625A423)
Engine - Spec L

15JC-4R/1871L

Generator - 15JC4NIC
Control - Code 97(W.D.612C2240)
Code 181(W.D.615B221)
Code 212(W.D.625A423)

Engine - Spec L
*143B318 Carburetor (Gas)

15JC-4R/1898L

Generator - 15JC4NIC
Control - Code 101(W.D.612C2244)
Code 181(W.D.615B221)
Code 212(W.D.625A423)
Engine - Spec L
*143B307 Carburetor (Gas-Gaso)

15JC-4R/1943E

Generator - 15JC4NIC
Control - Code 12(W.D.612C1252)
Code 180(W.D.615B218)
Code 212(W.D.625A423)
Engine - Spec E
*143B229 Carburetor (Gas-Gaso)

15JC-4R/1982G

Generator - 15JC4NIC
Control - Code 12(W.D.612C1252)
Code 175(W.D.615B202)
Code 212(W.D.625A423)
Engine - Spec G
*143B243 Carburetor (Gas)

15JC-4R/1982H

Generator - 15JC4NIC
Control - Code 12(W.D.612C1252)
Code 175(W.D.615B202)
Code 212(W.D.625A423)
Engine - Spec H
*143B243 Carburetor (Gas)

15JC-4R/1982J

Generator - 15JC4NIC
Control - Code 12(W.D.612C1252)
Code 175(W.D.615B202)
Code 212(W.D.625A423)
Engine - Spec J
*143B243 Carburetor (Gas)

15JC-4R/1982K

Generator - 15JC4NIC
Control - Code 12(W.D.612C1252)
Code 175(W.D.615B202)
Code 212(W.D.625A423)
Engine - Spec K
*143B243 Carburetor (Gas)

15JC-4R/1982L

Generator - 15JC4NIC
Control - Code 97(W.D.612C2240)
Code 175(W.D.615B202)
Code 212(W.D.625A423)
Engine - Spec L
*143B318 Carburetor (Gas)

15JC-4R/1982P

Generator - 15JC4N4C
Control - Code 149(W.D.612C2657)
Code 175(W.D.615B202)
Code 221(W.D.625A632)
Engine - Spec P
*143B318 Carburetor (Gas)

MODEL DATA SECTION

15JC-4R/1983B

Generator - 15JC4NIB
Control - Code 13(W.D.612C1253)
Code 210(W.D.625C386)
Engine - Spec B
*143B243 Carburetor (Gas)

15JC-4R/1983G

Generator - 15JC4NIC
Control - Code 25(W.D.612C1477)
Code 212(W.D.625A423)
Engine - Spec G
*143B243 Carburetor (Gas)

15JC-4R/1983J

Generator - 15JC4NIC
Control - Code 25(W.D.612C1477)
Code 212(W.D.625A423)
Engine - Spec J
*143B243 Carburetor (Gas)

15JC-4R/1983L

Generator - 15JC4NIC
Control - Code 101(W.D.612C2244)
Code 212(W.D.625A423)
Engine - Spec L
*143B318 Carburetor (Gas)

15JC-4R/2079K

Generator - 15JC4NIC
Control - Code 12(W.D.612C1252)
Code 180(W.D.615B218)
Code 212(W.D.625A423)
Engine - Spec K

15JC-4R/2079L

Generator - 15JC4NIC
Control - Code 97(W.D.612C2240)
Code 180(W.D.615B218)
Code 212(W.D.625A423)
Engine - Spec L

15JC-4R/2088K

Generator - 15JC4NIC
Control - Code 12(W.D.612C1252)
Code 180(W.D.615B218)
Code 212(W.D.625A423)
Engine - Spec K
*143B243 Carburetor (Gas)

15JC-4R/2123H

Generator - 15JC4NIC
Control - Code 25(W.D.612C1477)
Code 32(W.D.612B1543)
Code 212(W.D.625A423)

Engine - Spec H
*405A1335 Housing Assembly
*159A799 Fuel Tank Assy.

15JC-4R/2123L

Generator - 15JC4NIC
Control - Code 101(W.D.612C2244)
Code 32(W.D.612B1543)
Code 212(W.D.625A423)
Engine - Spec L
*405A1421 Housing Assy.
*159A799 Fuel Tank Assy.

15JC-4R/2123P

Generator - 15JC4N4C
Control - Code 150(W.D.612C2658)
Code 32(W.D.612B1543)
Code 221(W.D.625A632)
Engine - Spec P
*405A1421 Housing Assembly
*159A799 Fuel Tank Assy.
*140K893 Carb. Air Cleaner
Kit

15JC-4R/2198L

Generator - 15JC4NIC
Control - Code 101(W.D.612C2244)
Code 212(W.D.625A423)
Engine - Spec L
309P196 Hi-Temp. Cut-Off
Switch
309A195 Hi-Temp. Switch
Bracket
508A126 Hi-Temp. Switch In-
sulating Washer(2)
508A127 Hi-Temp. Switch
Insulating Sleeve
332A876 Hi-Temp. Switch
Terminal

15JC-4R/2205L

Generator - 15JC4NIC
Control - Code 97(W.D.612C2240)
Code 175(W.D.615B202)
Code 212(W.D.625A423)
Engine - Spec L
102B549 Oil Base
333B102 Oil Base Heater
333B88 Heater Box
333A87 Heater Box Cover
508A100 Heater Box Grommet
309A168 Heater Thermostat
*143B318 Carburetor (Gas)

15JC-4R/2219B

Generator - 15JC4NIA
Control - Code 7 (W.D.612C1192)
Code 209 (W.D.625C292)
Engine - Spec B
134D1602 Air Outlet Duct

15JC-4R/2219F

Generator - 15JC4NIC
Control - Code 13(W.D.612C1253)
Code 212(W.D.625A423)
Engine - Spec F
134D1602 Air Outlet Duct

15JC-4R/2219H

Generator - 15JC4NIC
Control - Code 25(W.D.612C1477)
Code 212(W.D.625A423)
Engine - Spec H
134D1602 Air Outlet Duct

15JC-4R/2219K

Generator - 15JC4NIC
Control - Code 25(W.D.612C1477)
Code 212(W.D.625A423)
Engine - Spec K
134D1602 Air Outlet Duct

15JC-4R/2219L

Generator - 15JC4NIC
Control - Code 101(W.D.612C2244)
Code 212(W.D.625A423)
Engine - Spec L
134D1602 Air Outlet Duct

15JC-4R/2219P

Generator - 15JC4N4C
Control - Code 150(W.D.612C2658)
Code 221(W.D.625A632)
Engine - Spec P
134D1602 Air Outlet Duct

15JC-4R/2442A

Generator - 15JC4NIA
Control - Code 6(W.D.612C1191)
Code 209(W.D.625C292)
Engine - Spec A
*143B229 Carburetor (Gas-Gaso)
134D1602 Air Outlet Duct

15JC-4R/2442B

Generator - 15JC4NIB
Control - Code 12(W.D.612C1252)
Code 210(W.D.625C386)
Engine - Spec B
*143B229 Carburetor (Gas-Gaso)
134D1602 Air Outlet Duct

15JC-4R/2442C

Generator - 15JC4NIB
Control - Code 12(W.D.612C1252)
Code 210(W.D.625C386)
Engine - Spec C
*143B229 Carburetor (Gas-Gaso)
134D1602 Air Outlet Duct

15JC-4R/2442G

Generator - 15JC4NIC
Control - Code 12(W.D.612C1252)
Code 212(W.D.625A423)
Engine - Spec G
*143B229 Carburetor (Gas-Gaso)
134D1602 Air Outlet Duct

15JC-4R/2442J

Generator - 15JC4NIB
Control - Code 12(W.D.612C1252)
Code 212(W.D.625A423)
Engine - Spec J
*143B229 Carburetor (Gas-Gaso)
134D1602 Air Outlet Duct

15JC-4R/2442K

Generator - 15JC4NIC
Control - Code 12(W.D.612C1252)
Code 212(W.D.625A423)
Engine - Spec K
*143B229 Carburetor (Gas-Gaso)
134D1602 Air Outlet Duct

15JC-4R/2442L

Generator - 15JC4NIC
Control - Code 97(W.D.612C2240)
Code 212(W.D.625A423)
Engine - Spec L
*143B307 Carburetor (Gas-Gaso)
134D1602 Air Outlet Duct

* Refer to Accessory Section for Component Parts.

MODEL DATA SECTION

71

15JC-4R/2468A

Generator - 15JC4NIA
Control - Code 6(W.D.612C1191)
Code 209(W.D.625C292)
Engine - Spec A
134D1602 Air Outlet Duct

15JC-4R/2468B

Generator - 15JC4NIB
Control - Code 12(W.D.612C1252)
Code 210(W.D.625C386)
Engine - Spec B
134D1602 Air Outlet Duct

15JC-4R/2468F

Generator - 15JC4NIC
Control - Code 12(W.D.612C1252)
Code 212(W.D.625A423)
Engine - Spec F
134D1602 Air Outlet Duct

15JC-4R/2468K

Generator - 15JC4NIC
Control - Code 12(W.D.612C1252)
Code 212(W.D.625A423)
Engine - Spec K
134D1602 Air Outlet Duct

15JC-4R/2468L

Generator - 15JC4NIC
Control - Code 97(W.D.612C2240)
Code 212(W.D.625A423)
Engine - Spec L
134D1602 Air Outlet Duct

15JC-4R/2488A

Generator - 15JC4NIA
Control - Code 6(W.D.612C1191)
Code 175(W.D.615B202)
Code 209(W.D.625C292)
Engine - Spec A
134D1602 Air Outlet Duct

15JC-4R/2488B

Generator - 15JC4NIB
Control - Code 12(W.D.612C1252)
Code 175(W.D.615B202)
Code 210(W.D.625C386)
Engine - Spec B
134D1602 Air Outlet Duct

15JC-4R/2488L

Generator - 15JC4NIC
Control - Code 97(W.D.612C2240)
Code 175(W.D.615B202)
Code 212(W.D.625A423)
Engine - Spec L
134D1602 Air Outlet Duct

15JC-4R/2539B

Generator - 15JC4NIB
Control - Code 12(W.D.612C1252)
Code 210(W.D.625C386)
Engine - Spec B
134D1602 Air Outlet Duct
*143B243 Carburetor (Gas)

15JC-4R/2539C

Generator - 15JC4NIB
Control - Code 12(W.D.612C1252)
Code 210(W.D.625C386)
Engine - Spec C
134D1602 Air Outlet Duct
*143B243 Carburetor (Gas)

15JC-4R/2539G

Generator - 15JC4NIC
Control - Code 12(W.D.612C1252)
Code 212(W.D.625A423)
Engine - Spec G
134D1602 Air Outlet Duct
*143B243 Carburetor (Gas)

15JC-4R/2539H

Generator - 15JC4NIC
Control - Code 12(W.D.612C1252)
Code 212(W.D.625A423)
Engine - Spec H
134D1602 Air Outlet Duct
*143B243 Carburetor (Gas)

15JC-4R/2539J

Generator - 15JC4NIC
Control - Code 12(W.D.612C1252)
Code 212(W.D.625A423)
Engine - Spec J
134D1602 Air Outlet Duct
*143B243 Carburetor (Gas)

15JC-4R/2539K

Generator - 15JC4NIC
Control - Code 12(W.D.612C1252)
Code 212(W.D.625A423)
Engine - Spec K
134D1602 Air Outlet Duct
*143B243 Carburetor (Gas)

15JC-4R/2539L

Generator - 15JC4NIC
Control - Code 97(W.D.612C2240)
Code 212(W.D.625A423)
Engine - Spec L
134D1602 Air Outlet Duct
*143B318 Carburetor (Gas)

15JC-4R/2539P

Generator - 15JC4N4C
Control - Code 149(W.D.612C2657)
Code 221(W.D.625A632)
Engine - Spec P
134D1602 Air Outlet Duct
*143B318 Carburetor (Gas)

15JC-4R/2588C

Generator - 15JC4NIB
Control - Code 13(W.D.612C1253)
Code 175(W.D.615B202)
Code 210(W.D.625C386)
Engine - Spec C
*143B243 Carburetor (Gas)

15JC-4R/2588L

Generator - 15JC4NIC
Control - Code 101(W.D.612C2244)

15JC-4R/2588L (Cont.)

Code 175(W.D.615B202)
Code 212(W.D.625A423)
Engine - Spec L
*143B318 Carburetor (Gas)

15JC-4R/2660H

Generator - 15JC4NIC
Control - Code 12(W.D.612C1252)
Code 184(W.D.615B230)
Code 212(W.D.625A423)
Engine - Spec H
*143B243 Carburetor (Gas)

15JC-4R/2660J

Generator - 15JC4NIC
Control - Code 12(W.D.612C1252)
Code 184(W.D.615B230)
Code 212(W.D.625A423)
Engine - Spec J
*143B243 Carburetor (Gas)

15JC-4R/2701F

Generator - 15JC4NIC
Control - Code 13(W.D.612C1253)
Code 212(W.D.625A423)
Engine - Spec F
134D1602 Air Outlet Duct
309P162 Hi-Temp. Cut-Off Switch
338A270 Hi-Temp. Switch Wiring
Harness

15JC-4R/2731L

Generator - 15JC4NIC
Control - Code 101(W.D.612C2244)
Code 212(W.D.625A423)
Engine - Spec L
134D1602 Air Outlet Duct
*143B307 Carburetor (Gas-Gaso).

15JC-4R/2731P

Generator - 15JC4N4C
Control - Code 150(W.D.612C2658)
Code 221(W.D.625A632)
Engine - Spec P
*143B307 Carburetor (Gas-Gaso)
134D1602 Air Outlet Duct

15JC-4R/2733G

Generator - 15JC4NIC
Control - Code 12(W.D.612C1252)
Code 175(W.D.615B202)
Code 212(W.D.625A423)
Engine - Spec G
134D1602 Air Outlet Duct
*143B243 Carburetor (Gas)

15JC-4R/2733J

Generator - 15JC4NIC
Control - Code 12(W.D.612C1252)
Code 175(W.D.615B202)
Code 212(W.D.625A423)
Engine - Spec J
134D1602 Air Outlet Duct
*143B243 Carburetor (Gas)

* Refer to Accessory Section for Component Parts.

MODEL DATA SECTION

5JC-4R/2733K

Generator - 15JC4NIC
Control - Code 12(W.D.612C1252)
Code 175(W.D.615B202)
Code 212(W.D.625A423)

Engine - Spec K
134D1602 Air Outlet Duct
*143B243 Carburetor (Gas)

15JC-4R/2733P

Generator - 15JC4NIC
Control - Code 149(W.D.612C2657)
Code 175(W.D.615B202)
Code 221(W.D.625A632)

Engine - Spec P
*143B318 Carburetor (Gas)
134D1602 Air Outlet Duct

15JC-4R/2761C

Generator - 15JC4NIC
Control - Code 12(W.D.612C1252)
Code 212(W.D.625A423)

Engine - Spec C
134D1602 Air Outlet Duct
*143B243 Carburetor (Gas)

15JC-4R/2772F

Generator - 15JC4NIC
Control - Code 12(W.D.612C1252)
Code 212(W.D.625A423)

Engine - Spec F
102B481 Oil Base
*143B229 Carburetor (Gas-Gaso)
134D1602 Air Outlet Duct

15JC-4R/2785E

Generator - 15JC4NIC
Control - Code 13(W.D.612C1253)
Code 181(W.D.615B221)
Code 212(W.D.625A423)

Engine - Spec E
134D1602 Air Outlet Duct
309P162 Hi-Temp. Cut-Off
Switch
338A270 Hi-Temp. Switch Wir-
ing Harness
*143B229 Carburetor (Gas-Gaso)

15JC-4R/2785K

Generator - 15JC4NIC
Control - Code 25(W.D.612C1477)
Code 181(W.D.615B221)
Code 212(W.D.625A423)

Engine - Spec K
*134D1234 Air Shutter Assy.
*143B229 Carburetor (Gas-Gaso)

15JC-4R/2790F

Generator - 15JC4NIC
Control - Code 13(W.D.612C1253)
Code 175(W.D.615B202)
Code 212(W.D.625A423)

Engine - Spec F
134D1602 Air Outlet Duct
*159B760 Reservoir Tank Assy.

15JC-4R/2823K

Generator - 15JC4NIC
Control - Code 25(W.D.612C1477)

15JC-4R/2823K (cont.)

Code 212(W.D.625A423)
Engine - Spec K
*405A1422 Housing Assy.

15JC-4R/2823L

Generator - 15JC4NIC
Control - Code 101(W.D.612C2244)
Code 32(W.D.612B1543)
Code 212(W.D.625A423)

Engine - Spec L
*405A1421 Housing Assy.

15JC-4R/2829C

Generator - 15JC4NIC
Control - Code 12(W.D.612C1252)
Code 212(W.D.625A423)

Engine - Spec C
134D1602 Air Outlet Duct

15JC-4R/2830C

Generator - 15JC4NIC
Control - Code 13(W.D.612C1253)
Code 175(W.D.615B202)
Code 212(W.D.625A423)

Engine - Spec C
134D1602 Air Outlet Duct
*159B760 Reservoir Tank Assy.

15JC-4R/2832E

Generator - 15JC4NIC
Control - Code 12(W.D.612C1252)
Code 212(W.D.625A423)

Engine - Spec E
*143B243 Carburetor (Gas)

15JC-4R/2832F

Generator - 15JC4NIC
Control - Code 12(W.D.612C1252)
Code 212(W.D.625A423)

Engine - Spec F
*143B243 Carburetor (Gas)

15JC-4R/2843E

Generator - 15JC4NIC
Control - Code 12(W.D.612C1252)
Code 212(W.D.625A423)

Engine - Spec E
134D1602 Air Outlet Duct
*143B243 Carburetor (Gas)

15JC-4R/2843F

Generator - 15JC4NIC
Control - Code 12(W.D.612C1252)
Code 212(W.D.625A423)

Engine - Spec F
134D1602 Air Outlet Duct
*143B243 Carburetor (Gas)

15JC-4R/2843G

Generator - 15JC4NIC
Control - Code 12(W.D.612C1252)
Code 212(W.D.625A423)

Engine - Spec G
134D1602 Air Outlet Duct
*143B243 Carburetor (Gas)

15JC-4R/2846F

Generator - 15JC4NIC
Control - Code 12(W.D.612C1252)
Code 175(W.D.615B202)
Code 212(W.D.625A423)

Engine - Spec F
134D1602 Air Outlet Duct
*143B243 Carburetor (Gas)

15JC-4R/2846J

Generator - 15JC4NIC
Control - Code 12(W.D.612C1252)
Code 175(W.D.615B202)
Code 212(W.D.625A423)

Engine - Spec J
134D1602 Air Outlet Duct
*143B243 Carburetor (Gas)

15JC-4R/2848F

Generator - 15JC4NIC
Control - Code 12(W.D.612C1252)
Code 180(W.D.615B218)
Code 212(W.D.625A423)

Engine - Spec F
*143B229 Carburetor (Gas-Gaso)

15JC-4R/2856H

Generator - 15JC4NIC
Control - Code 25(W.D.612C1477)
Code 212(W.D.625A423)

Engine - Spec H
*134D1234 Air Shutter Assy.
*159B760 Reservoir Tank Assy.

15JC-4R/2856J

Generator - 15JC4NIC
Control - Code 25(W.D.612C1477)
Code 212(W.D.625A423)

Engine - Spec J
*134D1234 Air Shutter Assy.
*159B760 Reservoir Tank Assy.

15JC-4R/2856K

Generator - 15JC4NIC
Control - Code 25(W.D.612C1477)
Code 212(W.D.625A423)

Engine - Spec K
*134D1234 Air Shutter Assy.
*159B760 Reservoir Tank Assy.

15JC-4R/2857E

Generator - 15JC4NIC
Control - Code 13(W.D.612C1253)
Code 212(W.D.625A423)

Engine - Spec E
*134D1602 Air Outlet Duct
309P162 Hi-Temp. Cut-Off Switch
338A270 Hi-Temp. Switch Wiring
Harness
*143B243 Carburetor (Gas)

15JC-4R/2857F

Generator - 15JC4NIC
Control - Code 12(W.D.612C1252)
Code 212(W.D.625A423)

Engine - Spec F
134D1602 Air Outlet Duct

MODEL DATA SECTION

73

15JC-4R/2857F (cont.)
309P162 Hi-Temp. Cut-Off Switch
338A270 Hi-Temp. Switch
Wiring Harness
*143B243 Carburetor (Gas)

15JC-4R/2865E
Generator - 15JC4NIC
Control - Code 13 (W.D.612C1253)
Code 180 (W.D.615B218)
Code 212 (W.D.625A423)
Engine - Spec E
*143B243 Carburetor (Gas)

15JC-4R/2865H
Generator - 15JC4NIC
Control - Code 25 (W.D.612C1477)
Code 180 (W.D.615B218)
Code 212 (W.D.625A423)
Engine - Spec H
*143B243 Carburetor (Gas)

15JC-4R/2865J
Generator - 15JC4NIC
Control - Code 25 (W.D.612C1477)
Code 180 (W.D.615B218)
Code 212 (W.D.625A423)
Engine - Spec J
*143B243 Carburetor (Gas)

15JC-4R/2874F
Generator - 15JC4NIC
Control - Code 12 (W.D.612C1252)
Code 182 (W.D.615B224)
Code 212 (W.D.625A423)
Engine - Spec F
*143B243 Carburetor (Gas)

15JC-4R/2875F
Generator - 15JC4NIC
Control - Code 12 (W.D.612C1252)
Code 212 (W.D.625A423)
Engine - Spec F
134D1602 Air Outlet Duct
*143B229 Carburetor (Gas-Gaso)

15JC-4R/2880F
Generator - 15JC4NIC
Control - Code 12 (W.D.612C1252)
Code 212 (W.D.625A423)
Engine - Spec F
*143B229 Carburetor (Gas-Gaso)

15JC-4R/2896L
Generator - 15JC4NIC
Control - Code 101 (W.D.612C2244)
Code 212 (W.D.625A423)
Engine - Spec L
*143B318 Carburetor (Gas)
309P196 Hi-Temp. Cut-Off Switch
309A195 Hi-Temp. Switch Bracket
508A126 Hi-Temp. Switch Insulating washer (2)
508A127 Hi-Temp. Switch Insulating Sleeve

15JC-4R/2896L (Cont.)
332A876 Hi-Temp. Switch Terminal

15JC-4R/2952F
Generator - 15JC4NIC
Control - Code 12 (W.D.612C1252)
Code 212 (W.D.625A423)
Engine - Spec F
134D1270 Air Outlet Duct
*143B243 Carburetor (Gas)

15JC-4R/3007L
Generator - 15JC4NIC
Control - Code 101 (W.D.612C2244)
Code 180 (W.D.615B218)
Code 212 (W.D.625A423)
Engine - Spec L
*134D1234 Air Shutter Assy.
*143B318 Carburetor (Gas)

15JC-4R/3022F
Generator - 15JC4NIC
Control - Code 12 (W.D.612C1252)
Code 208 (W.D.625A23)
Code 212 (W.D.625A423)
Engine - Spec F
102B481 Oil Base
333B67 Oil Base Heater
333B88 Heater Box
333A87 Heater Box Cover
508A100 Heater Box Grommet
309A168 Heater Box Thermostat
*143B229 Carburetor (Gas-Gaso)
*159B760 Reservoir Tank Assy.
*134D1234 Air Shutter Assy.

15JC-4R/3061G
Generator - 15JC4NIC
Control - Code 25 (W.D.612C1477)
Code 28 (W.D.612B1486)
Code 32 (W.D.612B1543)
Code 212 (W.D.625A423)
Engine - Spec G
102B481 Oil Base
333B67 Oil Base Heater
333B88 Heater Box
333A87 Heater Box Cover
508A100 Heater Box Grommet
309A168 Heater Thermostat
*143B243 Carburetor (Gas)
*405A1334 Housing Assembly

15JC-4R/3061H
Generator - 15JC4NIC
Control - Code 25 (W.D.612C1477)
Code 28 (W.D.612B1486)
Code 32 (W.D.612B1543)
Code 208 (W.D.625A23)
Code 212 (W.D.625A423)
Engine - Spec H
102B481 Oil Base
333B67 Oil Base Heater
333B88 Heater Box
333A87 Heater Box Cover
508A100 Heater Box Grommet
309A168 Heater Thermostat
*143B243 Carburetor (Gas)
*405A1334 Housing Assembly

15JC-4R/3063G
Generator - 15JC4NIC
Control - Code 12 (W.D.612C1252)
Code 29 (W.D.612B1487)
Code 32 (W.D.612B1543)
Code 212 (W.D.625A423)
Engine - Spec G
*143B243 Carburetor (Gas)
*405A1334 Housing Assembly

15JC-4R/3089G
Generator - 15JC4NIC
Control - Code 25 (W.D.612C1477)
Code 212 (W.D.625A423)
Engine - Spec G
134D1234 Air Shutter Assy.

15JC-4R/3089L
Generator - 15JC4NIC
Control - Code 101 (W.D.612C2244)
Code 212 (W.D.625A423)
Engine - Spec L
*134D1613 Air Shutter Assy.

15JC-4R/3098H
Generator - 15JC4NIC
Control - Code 25 (W.D.612C1477)
Code 212 (W.D.625A423)
Engine - Spec H
134D1602 Air Outlet Duct
309P162 Hi-Temp. Cut-Off Switch
338A270 Hi-Temp. Switch Wiring Harness
*143B229 Carburetor (Gas - Gaso)

15JC-4R/3098J
Generator - 15JC4NIC
Control - Code 25 (W.D.612C1477)
Code 212 (W.D.625A423)
Engine - Spec J
134D1602 Air Outlet Duct
309P162 Hi-Temp. Cut-Off Switch
338A270 Hi-Temp. Switch Wiring Harness
*143B229 Carburetor (Gas-Gaso)

15JC-4R/3115G
Generator - 15JC4NIC
Control - Code 12 (W.D.612C1252)
Code 175 (W.D.615B202)
Code 212 (W.D.625A423)
Engine - Spec G
134D1602 Air Outlet Duct
*143B229 Carburetor (Gas - Gaso)

15JC-4R/3139J
Generator - 15JC4NIC
Control - Code 25 (W.D.612C1477)
Code 212 (W.D.625A423)
Engine - Spec J
*134D1234 Air Shutter Assy.
*143B243 Carburetor (Gas)

15JC-4R/3139L
Generator - 15JC4NIC
Control - Code 101 (W.D.612C2244)
Code 212 (W.D.625A423)
Engine - Spec L
*134D1234 Air Shutter Assy.
*143B318 Carburetor (Gas)

* Refer to Accessory Section for Component Parts.

MODEL DATA SECTION

15JC-4R/3143K

Generator - 15JC4NIC
 Control - Code 25 (W.D.612C1477)
 Code 181 (W.D.615B221)
 Code 212 (W.D.625A423)
 Engine - Spec K
 *134D1234 Air Shutter Assy.
 *143B229 Carburetor (Gas-Gaso)

15JC-4R/3143L

Generator - 15JC4NIC
 Control - Code 101 (W.D.612C2244)
 Code 181 (W.D.615B221)
 Code 212 (W.D.625A423)
 Engine - Spec L
 *134D1234 Air Shutter Assy.
 *143B307 Carburetor (Gas-Gaso)

15JC-4R/3143P

Generator - 15JC4N4C
 Control - Code 150 (W.D.612C2658)
 Code 181 (W.D.615B221)
 Code 221 (W.D.625A632)
 Engine - Spec P
 *143B307 Carburetor (Gas-Gaso)
 *134D1613 Air Shutter Assy.

15JC-4R/3146G

Generator - 15JC4NIC
 Control - Code 25 (W.D.612C1477)
 Code 212 (W.D.625A423)
 Engine - Spec G
 134D1602 Air Outlet Duct
 134D1178 Blower Housing Grille
 *140K677 Oil Bath Air Cleaner
 Kit
 140B648 Air Cleaner Bracket

15JC-4R/3157G

Generator - 15JC4NIC
 Control - Code 25 (W.D.612C1477)
 Code 212 (W.D.625A423)
 Engine - Spec G
 134D1602 Air Outlet Duct
 *143B243 Carburetor (Gas)

15JC-4R/3157H

Generator - 15JC4NIC
 Control - Code 25 (W.D.612C1477)
 Code 212 (W.D.625A423)
 Engine - Spec H
 134D1602 Air Outlet Duct
 *143B243 Carburetor (Gas)

15JC-4R/3157J

Generator - 15JC4NIC
 Control - Code 25 (W.D.612C1477)
 Code 212 (W.D.625A423)
 Engine - Spec J
 134D1602 Air Outlet Duct
 *143B243 Carburetor (Gas)

15JC-4R/3157L

Generator - 15JC4NIC
 Control - Code 101 (W.D.612C2244)
 Code 212 (W.D.625A423)
 Engine - Spec L
 134D1602 Air Outlet Duct
 *143B318 Carburetor (Gas)

15JC-4R/3191L

Generator - 15JC4NIC
 Control - Code 101 (W.D.612C2244)
 Code 180 (W.D.615B218)
 Code 208 (W.D.625A23)
 Code 212 (W.D.625A423)
 Engine - Spec L
 102B549 Oil Base
 333B102 Oil Base Heater
 333B88 Heater Box
 333A87 Heater Box Cover
 508A100 Heater Box Grommet
 309A168 Heater Thermostat
 *134D1234 Air Shutter Assy.
 *143B318 Carburetor (Gas)

15JC-4R/3218H

Generator - 15JC4NIC
 Control - Code 25 (W.D.612C1477)
 Code 212 (W.D.625A423)
 Engine - Spec H
 134D1602 Air Outlet Duct
 309P162 Hi-Temp. Cut-Off
 Switch
 338A270 Hi-Temp. Switch Wir-
 ing Harness
 *159B760 Reservoir Tank Assy.

15JC-4R/3261J

Generator - 15JC4NIC
 Control - Code 25 (W.D.612C1477)
 Code 212 (W.D.625A423)
 Engine - Spec J
 134D1602 Air Outlet Duct
 134D1178 Blower Housing
 Grille

15JC-4R/3278L

Generator - 15JC4NIC
 Control - Code 97 (W.D.612C2240)
 Code 184 (W.D.615B230)
 Code 212 (W.D.625A423)
 Engine - Spec L

15JC-4R/3346H

Generator - 15JC4NIC
 Control - Code 46 (W.D.612C1699)
 Code 175 (W.D.615B202)
 Code 212 (W.D.625A423)
 Engine - Spec H
 134D1602 Air Outlet Duct
 *143B243 Carburetor (Gas)

15JC-4R/3347H

Generator - 15JC4NIC
 Control - Code 49 (W.D.612C1705)
 Code 193 (W.D.615B250)
 Code 212 (W.D.625A423)
 Engine - Spec H
 134D1602 Air Outlet Duct
 309P162 Hi-Temp. Cut-Off
 Switch
 338A270 Hi-Temp. Switch
 Wiring Harness
 134D1280 Housing Cover (Top)
 *143B229 Carburetor (Gas-
 Gaso)

15JC-4R/3347H (cont.)

167A81 Spark Plug (4)
 167A1414 Spark Plug Cable-
 Short (3)
 167A1415 Spark Plug Cable-
 Long (1)
 167A1358 Coil to Distri-
 butor Cable
 336A1284 Coil to Distri-
 butor Lead
 312-121 Feed Thru Con-
 denser (Mtd. on
 Coil Shield)
 312A58 Ignition Condenser
 167-167 Coil Shield
 167-168 Coil Shield Cover
 167-169 Coil Shield Clamp
 167-197 Distributor Shield
 Assy.
 167-185 Distributor Shield
 Terminal
 403B661 Skid Base
 416A501 Battery Bracket (2)
 416B502 Battery Hold-down
 Frame

15JC-4R/3399K

Generator - 15JC4NIC
 Control - Code 12 (W.D.612C1252)
 Code 212 (W.D.625A423)
 Engine - Spec K
 *134D1234 Air Shutter Assy.

15JC-4R/3403H

Generator - 15JC4NIC
 Control - Code 25 (W.D.612C1477)
 Code 175 (W.D.615B202)
 Code 212 (W.D.625A423)
 Engine - Spec H
 *134D1234 Air Shutter Assy.
 *143B243 Carburetor (Gas)

15JC-4R/3403K

Generator - 15JC4NIC
 Control - Code 25 (W.D.612C1477)
 Code 175 (W.D.615B202)
 Code 212 (W.D.625A423)
 Engine - Spec K
 *134D1234 Air Shutter Assy.
 *143B243 Carburetor (Gas)

15JC-4R/3405L

Generator - 15JC4NIC
 Control - Code 97 (W.D.612C2240)
 Code 181 (W.D.615B221)
 Code 212 (W.D.625A423)
 Engine - Spec L
 134D1602 Air Outlet Duct

15JC-4R/3405P

Generator - 15JC4N4C
 Control - Code 149 (W.D.612C2657)
 Code 181 (W.D.615B221)
 Code 221 (W.D.625A632)
 Engine - Spec P
 *140K893 Carb. Air Heater Kit
 134D1602 Air Outlet Duct

MODEL DATA SECTION

75

15JC-4R/3438L

Generator - 15JC4NIC
Control - Code 101 (W.D.612C2244)
Code 180 (W.D.615B218)
Code 212 (W.D.625A423)
Engine - Spec L
134D1602 Air Outlet Duct
309P196 Hi-Temp. Cut-Off
Switch
338A337 Hi-Temp. Switch Wir-
ing Harness
309A195 Hi-Temp. Switch
Bracket
508A126 Hi-Temp. Switch Insul-
ating Washer (2)
508A127 Hi-Temp. Switch Insul-
ating Sleeve
332A876 Hi-Temp. Switch Ter-
minal
*143B318 Carburetor (Gas)

15JC-4R/3459J

Generator - 15JC4NIC
Control - Code 25 (W.D.612C1477)
Code 212 (W.D.625A423)
Engine - Spec J
102B481 Oil Base
333B67 Oil Base Heater
333B88 Heater Box
333A67 Heater Box Cover
508A100 Heater Box Grommet
309A168 Heater Thermostat
*134D1234 Air Shutter Assy.
*143B243 Carburetor (Gas)

15JC-4R/3471H

Generator - 15JC4NIC
Control - Code 25 (W.D.612C1477)
Code 175 (W.D.615B202)
Code 212 (W.D.625A423)
Engine - Spec H
134D1602 Air Outlet Duct
309P162 Hi-Temp. Cut-Off
Switch
338A270 Hi-Temp. Switch Wir-
ing Harness
*143B229 Carburetor (Gas-Gaso)

15JC-4R/3471J

Generator - 15JC4NIC
Control - Code 25 (W.D.612C1477)
Code 175 (W.D.615B202)
Code 212 (W.D.625A423)
Engine - Spec J
134D1602 Air Outlet Duct
309P162 Hi-Temp. Cut-Off
Switch
338A270 Hi-Temp. Switch Wir-
ing Harness
*143B229 Carburetor (Gas-Gaso)

15JC-4R/3471P

Generator - 15JC4NIC
Control - Code 150 (W.D.612C2658)
Code 175 (W.D.615B202)
Code 221 (W.D.625A632)

15JC-4R/3471P (cont.)

Engine - Spec P
*143B307 Carburetor (Gas-
Gaso)
134D1602 Air Outlet Duct
309P196 Hi-Temp. Cut-Off
Switch
309A195 Hi-Temp. Switch
Bracket
508A126 Hi-Temp. Switch In-
sulating Washer
508A127 Hi-Temp. Switch In-
sulating Bushing
332A876 Hi-Temp. Switch
Terminal

15JC-4R/3475H

Generator - 15JC4NIC
Control - Code 25 (W.D.612C1477)
Code 181 (W.D.615B221)
Code 212 (W.D.625A423)

Engine - Spec H
134D1602 Air Outlet Duct
309P162 Hi-Temp. Cut-Off
Switch
338A270 Hi-Temp. Switch
Wiring Harness

15JC-4R/3475J

Generator - 15JC4NIC
Control - Code 25 (W.D.612C1477)
Code 181 (W.D.615B221)
Code 212 (W.D.625A423)

Engine - Spec J
134D1602 Air Outlet Duct
309P162 Hi-Temp. Cut-Off
Switch
338A270 Hi-Temp. Switch
Wiring Harness

15JC-4R/3481H

Generator - 15JC4NIC
Control - Code 46 (W.D.612C1699)
Code 175 (W.D.615B202)
Code 212 (W.D.625A423)

Engine - Spec H
134D1602 Air Outlet Duct
*159B760 Reservoir Tank Assy.

15JC-4R/3481J

Generator - 15JC4NIC
Control - Code 46 (W.D.612C1699)
Code 175 (W.D.615B202)
Code 212 (W.D.625A423)

Engine - Spec J
134D1602 Air Outlet Duct
*159B760 Reservoir Tank Assy.

15JC-4R/3486K

Generator - 15JC4NIC
Control - Code 12 (W.D.612C1252)
Code 181 (W.D.615B221)
Code 212 (W.D.625A423)

Engine - Spec K
*143B243 Carburetor (Gas)
134D1602 Air Outlet Duct

15JC-4R/3489J

Generator - 15JC4NIC
Control - Code 25 (W.D.612C1477)
Code 181 (W.D.615B221)
Code 212 (W.D.625A423)
Engine - Spec J
*143B243 Carburetor (Gas)
134D1602 Air Outlet Duct
309P162 Hi-Temp. Cut-Off
Switch
338A270 Hi-Temp. Switch Wir-
ing Harness

15JC-4R/3518K

Generator - 15JC4NIC
Control - Code 12 (W.D.612C1252)
Code 212 (W.D.625A423)
Engine - Spec K
*143B243 Carburetor (Gas)
*134D1234 Air Shutter Assy.

15JC-4R/3518L

Generator - 15JC4NIC
Control - Code 97 (W.D.612C2240)
Code 212 (W.D.625A423)
Engine - Spec L
*143B318 Carburetor (Gas)
*134D1613 Air Shutter Assy.

15JC-4R/3521J

Generator - 15JC4NIC
Control - Code 12 (W.D.612C1252)
Code 28 (W.D.612B1486)
Code 32 (W.D.612B1543)
Code 212 (W.D.625A423)
Engine - Spec J
*143B229 Carburetor (Gas-Gaso)
*405A1354 Housing Assy.
102B481 Oil Base
333B67 Oil Base Heater
333B88 Heater Box
333A87 Heater Box Cover
508A100 Heater Box Grommet
309A168 Heater Thermostat

15JC-4R/3523H

Generator - 15JC4NIC
Control - Code 25 (W.D.612C1477)
Code 175 (W.D.615B202)
Code 212 (W.D.625A423)

Engine - Spec H
*143B229 Carburetor (Gas-Gaso)
403B661 Skid Base
416A501 Battery Bracket (2)
416B502 Battery Hold-down Frame
520A490 Battery Hold-down Stud
(2)
416B522 Battery Support Plate

15JC-4R/3543J

Generator - 15JC4NIC
Control - Code 12 (W.D.612C1252)
Code 29 (W.D.612B1487)
Code 208 (W.D.625A23)
Code 212 (W.D.625A423)

Engine - Spec J
*143B243 Carburetor (Gas)
*405A1354 Housing Assy.

* Refer to Accessory Section for Component Parts.

MODEL DATA SECTION

15JC-4R/3543J (cont.)

102B481 Oil Base
333B67 Oil Base Heater
333B88 Heater Box
333A87 Heater Box Cover
508A100 Heater Box Grommet
309A168 Heater Thermostat

15JC-4R/3568J

Generator - 15JC/71
Control - Code 62 (W.D.612C1835)
Code 212 (W.D.625A423)
Engine - Spec J
*159B760 Reservoir Tank Assy.
*134D1234 Air Shutter Assy.

15JC-4R/3570J

Generator - 15JC4NIC
Control - Code 12 (W.D.612C1252)
Code 28 (W.D.612C1486)
Code 32 (W.D.612B1543)
Code 212 (W.D.625A423)
Engine - Spec J
*143B243 Carburetor (Gas)
*405A1334 Housing Assy.

15JC-4R/3570L

Generator - 15JC4NIC
Control - Code 28 (W.D.612B1486)
Code 32 (W.D.612B1543)
Code 97 (W.D.612C2240)
Code 221 (W.D.625A423)
Engine - Spec L
*143B318 Carburetor (Gas)
*405A1422 Housing Assy.

15JC-4R/3570P

Generator - 15JC4N4C
Control - Code 28 (W.D.612B1486)
Code 32 (W.D.612B1543)
Code 149 (W.D.612C2657)
Code 221 (W.D.625A632)
Engine - Spec P
*143B318 Carburetor (Gas)
*405A1422 Housing Assy.

15JC-4R/3573L

Generator - 15JC4NIC
Control - Code 118 (W.D.612C2368)
Code 212 (W.D.625A423)
Engine - Spec L
134D1602 Air Outlet Duct

15JC-4R/3588J

Generator - 15JC4NIC
Control - Code 46 (W.D.612C1699)
Code 175 (W.D.615B202)
Code 212 (W.D.625A423)
Engine - Spec J
*143B229 Carburetor (Gas-Gaso)
134D1602 Air Outlet Duct
102B481 Oil Base
333B67 Oil Base Heater
333B88 Heater Box
333A87 Heater Box Cover
508A100 Heater Box Grommet
309A168 Heater Thermostat

15JC-4R/3596J

Generator - 15JC4NIC
Control - Code 25 (W.D.612C1477)
Code 175 (W.D.615B202)
Code 212 (W.D.625A423)
Engine - Spec J
*143B229 Carburetor (Gas-Gaso)
*134D1234 Air Shutter Assy.

15JC-4R/3596K

Generator - 15JC4NIC
Control - Code 25 (W.D.612C1477)
Code 175 (W.D.615B202)
Code 212 (W.D.625A423)
Engine - Spec K
*143B229 Carburetor (Gas-Gaso)
*134D1234 Air Shutter Assy.

15JC-4R/3596L

Generator - 15JC4NIC
Control - Code 101 (W.D.612C2244)
Code 175 (W.D.615B202)
Code 212 (W.D.625A423)
Engine - Spec L
*143B307 Carburetor (Gas-Gaso)
*134D1613 Air Shutter Assy.

15JC-4R/3633J

Generator - 15JC/72
Control - Code 70 (W.D.612C1874)
Code 212 (W.D.625A423)
Engine - Spec J
*143B243 Carburetor (Gas-Gaso)
*134D1234 Air Shutter Assy.

15JC-4R/3663K

Generator - 15JC4NIC
Control - Code 25 (W.D.612C1477)
Code 212 (W.D.625A423)
Engine - Spec K
*143B229 Carburetor (Gas-Gaso)
*134D1234 Air Shutter Assy.

15JC-4R/3663L

Generator - 15JC4NIC
Control - Code 101 (W.D.612C2244)
Code 212 (W.D.625A423)
Engine - Spec L
*143B307 Carburetor (Gas-Gaso)
*134D1613 Air Shutter Assy.

15JC-4R/3663P

Generator - 15JC4N4C
Control - Code 150 (W.D.612C2658)
Code 221 (W.D.625A632)
Engine - Spec P
*143B307 Carburetor (Gas-Gaso)
*134D1613 Air Shutter Assy.

15JC-4R/3668J

Generator - 15JC4NIC
Control - Code 46 (W.D.612C1699)
Code 181 (W.D.615B221)
Code 212 (W.D.625A423)
Engine - Spec J
*143B243 Carburetor (Gas)
403B661 Skid Base
416A501 Battery Bracket (2)
416B502 Battery Hold-down
Frame
520A490 Battery Hold-down
Stud (2)
416B522 Battery Support Plate

15JC-4R/3695J

Generator - 15JC4NIC
Control - Code 24 (W.D.612C1476)
Code 32 (W.D.612B1543)
Code 208 (W.D.625A23)
Code 212 (W.D.625A423)
Engine - Spec J
*143B243 Carburetor (Gas)
*405A1353 Housing Assy.
102B481 Oil Base
333B67 Oil Base Heater
333B88 Heater Box
333A87 Heater Box Cover
508A100 Heater Box Grommet
309A168 Heater Thermostat

15JC-4R/3722J

Generator - 15JC4NIC
Control - Code 12 (W.D.612C1252)
Code 32 (W.D.612B1543)
Code 212 (W.D.625A423)
Engine - Spec J
*159B760 Reservoir Tank Assy.
*405A1335 Housing Assy.
102B481 Oil Base
333B67 Oil Base Heater
333B88 Heater Box
333A87 Heater Box Cover
508A100 Heater Box Grommet
309A168 Heater Thermostat

15JC-4R/3729J

Generator - 15JC/72
Control - Code 70 (W.D.612C1874)
Code 212 (W.D.625A423)
Engine - Spec J
*159B760 Reservoir Tank Assy.
134D1602 Air Outlet Duct
309P162 Hi-Temp. Cut-Off Switch
338A270 Hi-Temp. Switch Wiring Harness
102B481 Oil Base
333B67 Oil Base Heater
333B88 Heater Box
333A87 Heater Box Cover
508A100 Heater Box Grommet
309A168 Heater Thermostat

MODEL DATA SECTION

77

15JC-4R/3752J

Generator - 15JC/72

Control - Code 70 (W.D.612C1874)
Code 180 (W.D.615B218)
Code 212 (W.D.625A423)

Engine - Spec J

134D1602 Air Outlet Duct
309P162 Hi-Temp. Cut-Off
Switch
338A270 Hi-Temp. Switch Wir-
ing Harness
403B661 Skid Base

15JC-4R/3776J

Generator - 15JC4NIC

Control - Code 49 (W.D.612C1705)
Code 212 (W.D.625A423)

Engine - Spec J

*134D1234 Air Shutter Assy.
*140K661 Carb. Air Heater Kit
134D1280 Air Housing Cover (Top)
167A81 Spark Plug (4)
167A1414 Spark Plug Cable-
Short (3)
167A1415 Spark Plug Cable-
Long (1)
167A1358 Coil to Distributor
Cable
336A1284 Coil to Distributor
Lead
312-121 Feed Thru Condenser
(Mtd. on Coil Shield)
312A58 Ignition Condenser
167-167 Coil Shield
167-168 Coil Shield Cover
167-169 Coil Shield Clamp
167-197 Distributor Shield
Assy.
167-185 Distributor Shield
Terminal

15JC-4R/3819L

Generator - 15JC4NIC

Control - Code 97 (W.D.612C2240)
Code 212 (W.D.625A423)

Engine - Spec L

*143B318 Carburetor (Gas)
134D1602 Air Outlet Duct
309P196 Hi-Temp. Cut-Off
Switch
309A195 Hi-Temp. Switch Bracket
508A126 Hi-Temp. Switch Insu-
lating Washer
508A127 Hi-Temp. Switch Insu-
lating Bushing
332A876 Hi-Temp. Switch
Terminal

15JC-4R/3819P

Generator - 15JC4N4C

Control - Code 149 (W.D.612C2657)
Code 221 (W.D.625A632)

Engine - Spec P

*143B318 Carburetor (Gas)
134D1602 Air Outlet Duct
309P196 Hi-Temp. Cut-Off
Switch
309A195 Hi-Temp. Switch Bracket
508A126 Hi-Temp. Switch Insu-
lating Washer
508A127 Hi-Temp. Switch Insu-

15JC-4R/3819P (cont.)

332A876 lating Bushing
Hi-Temp. Switch
Terminal

15JC-4R/3828J

Generator - 15JC4NIC

Control - Code 12 (W.D.612C1252)
Code 208 (W.D.625A23)
Code 212 (W.D.625A423)

Engine - Spec J

*143B243 Carburetor (Gas)
*134D1234 Air Shutter Assy.
102B481 Oil Base
333B67 Oil Base Heater
333B88 Heater Box
333A87 Heater Box Cover
508A100 Heater Box Grommet
309A168 Heater Thermostat

15JC-4R/3834J

Generator - 15JC/72

Control - Code 70 (W.D.612C1874)
Code 184 (W.D.615B230)
Code 208 (W.D.625A23)
Code 212 (W.D.625A423)

Engine - Spec J

*143B243 Carburetor (Gas)
134D1602 Air Outlet Duct
309P162 Hi-Temp. Cut-Off
Switch
309A174 Hi-Temp. Switch
Bracket
338A270 Hi-Temp. Switch Wir-
ing Harness
102B481 Oil Base
333B67 Oil Base Heater
333B88 Heater Box
333A87 Heater Box Cover
508A100 Heater Box Grommet
309A168 Heater Thermostat

15JC-4R/3837K

Generator - 15JC/72

Control - Code 78 (W.D.612C1982)
Code 212 (W.D.625A423)

Engine - Spec K

*143B229 Carburetor (Gas-
Gas)
*134D1616 Air Shutter Assy.

15JC-4R/3849J

Generator - 15JC4NIC

Control - Code 25 (W.D.612C1477)
Code 28 (W.D.612B1486)
Code 32 (W.D.612B1543)
Code 208 (W.D.625A23)
Code 212 (W.D.625A423)
Code 214 (W.D.625A477)

Engine - Spec J

*143B229 Carburetor (Gas-
Gas)
*405A1354 Housing Assy.
102B481 Oil Base
333B67 Oil Base Heater
333B88 Heater Box
333A87 Heater Box Cover
508A100 Heater Box Grommet
309A168 Heater Thermostat

15JC-4R/3858J

Generator - 15JC4NIC

Control - Code 12 (W.D.612C1252)
Code 175 (W.D.615B202)
Code 212 (W.D.625A423)

Engine - Spec J

*143B243 Carburetor (Gas)
403B661 Skid Base
416A501 Battery Bracket (2)
416B502 Battery Hold-down
Frame
520A490 Battery Hold-down
Stud (2)
416B522 Battery Support Plate

15JC-4R/3858K

Generator - 15JC4NIC

Control - Code 12 (W.D.612C1252)
Code 175 (W.D.615B202)
Code 212 (W.D.625A423)

Engine - Spec K

*143B243 Carburetor (Gas)
403B661 Skid Base
416A501 Battery Bracket (2)
416B502 Battery Hold-down Frame
520A490 Battery Hold-down
Stud (2)
416B522 Battery Support Plate

15JC-4R/3861J

Generator - 15JC4NIC

Control - Code 12 (W.D.612C1252)
Code 23 (W.D.612B1469)
Code 32 (W.D.612B1543)
Code 212 (W.D.625A423)

Engine - Spec J

*143B243 Carburetor (Gas)
*405A1334 Housing Assy.

15JC-4R/3869J

Generator - 15JC4NIC

Control - Code 25 (W.D.612C1477)
Code 175 (W.D.615B202)
Code 212 (W.D.625A423)

Engine - Spec J

*143B243 Carburetor (Gas)
134D1602 Air Outlet Duct

15JC-4R/3869K

Generator - 15JC4NIC

Control - Code 25 (W.D.612C1477)
Code 175 (W.D.615B202)
Code 212 (W.D.625A423)

Engine - Spec K

*143B243 Carburetor (Gas)
134D1602 Air Outlet Duct

15JC-4R/3883L

Generator - 15JC/72

Control - Code 107 (W.D.612C2267)
Code 212 (W.D.625A423)

Engine - Spec L

*143B318 Carburetor (Gas)
*134D1613 Air Shutter Assy.

15JC-4R/3883P

Generator - 15JC/179

Control - Code 159 (W.D.612C2735)
Code 221 (W.D.625A632)

Engine - Spec P

*143B318 Carburetor (Gas)
*134D1613 Air Shutter Assy.

* Refer to Accessory Section for Component Parts.

MODEL DATA SECTION

15JC-4R/3885J

Generator - 15JC4NIC
 Control - Code 25 (W.D.612C1477)
 Code 175 (W.D.615B202)
 Code 212 (W.D.625A423)
 Engine - Spec J
 *143B243 Carburetor (Gas)
 309P162 Hi-Temp. Cut-Off
 Switch
 309A174 Hi-Temp. Switch
 Bracket

15JC-4R/3886K

Generator - 15JC4NIC
 Control - Code 28 (W.D.612B1486)
 Code 32 (W.D.612B1543)
 Code 46 (W.D.612C1699)
 Code 208 (W.D.625A23)
 Code 212 (W.D.625A423)
 Engine - Spec K
 *159B760 Reservoir Tank Assy.
 102B549 Oil Base
 333B102 Oil Base Heater
 333B88 Heater Box
 333A87 Heater Box Cover
 508A100 Heater Box Grommet
 309A168 Heater Thermostat
 *405A1424 Housing Assy. - Ex-
 cept use 134D1234
 Air Shutter Assy.

15JC-4R/3931K

Generator - 15JC4NIC
 Control - Code 25 (W.D.612C1477)
 Code 181 (W.D.615B221)
 Code 212 (W.D.625A423)
 Engine - Spec K
 *143B243 Carburetor (Gas)
 134D1602 Air Outlet Duct
 *140K677 Oil Bath Air Cleaner
 Kit

15JC-4R/3978K

Generator - 15JC4NIC
 Control - Code 25 (W.D.612C1477)
 Code 68 (W.D.612B1871)
 Code 212 (W.D.625A423)
 Engine - Spec K
 *159A799 Fuel Tank Assy.
 *405A1424 Housing Assy.

15JC-4R/3998K

Generator - 15JC4NIC
 Control - Code 23 (W.D.612B1469)
 Code 32 (W.D.612B1543)
 Code 86 (W.D.612C2070)
 Code 212 (W.D.625A423)
 Engine - Spec K
 *159A799 Fuel Tank Assy.
 *405A1424 Housing Assy.

15JC-4R/4006L

Generator - 15JC4NIC
 Control - Code 109 (W.D.612C2284)
 Code 184 (W.D.615B230)
 Code 212 (W.D.625A423)
 Engine - Spec L
 *143B318 Carburetor (Gas)
 *134D1616 Air Shutter Assy.

15JC-4R/4030K

Generator - 15JC4NIC
 Control - Code 25 (W.D.612C1477)
 Code 181 (W.D.615B221)
 Code 212 (W.D.625A423)
 Engine - Spec K
 *159B830 Reservoir Tank Assy.
 134D1602 Air Outlet Duct
 *140K677 Oil Bath Air Cleaner
 Kit

15JC-4R/4036K

Generator - 15 JC4NIC
 Control - Code 25 (W.D.612C1477)
 Code 181 (W.D.615B221)
 Code 212 (W.D.625A423)
 Engine - Spec K
 *159B760 Reservoir Tank Assy.
 *134D1234 Air Shutter Assy.

15JC-4R/4042L

Generator - 15JC4NIC
 Control - Code 110 (W.D.612C2285)
 Code 175 (W.D.615B202)
 Code 212 (W.D.625A423)
 Engine - Spec L
 *159B760 Reservoir Tank Assy.
 *134D1234 Air Shutter Assy.
 403B661 Skid Base

15JC-4R/4090K

Generator - 15JC/72
 Control - Code 70 (W.D.612C1874)
 Code 212 (W.D.625A423)
 Engine - Spec K
 *143B229 Carburetor (Gas-
 Gas)
 *159B830 Reservoir Tank Assy.
 *134D1234 Air Shutter Assy.

15JC-4R/4108K

Generator - 15JC4NIC
 Control - Code 91 (W.D.612C2134)
 Code 200 (W.D.615B275)
 Code 212 (W.D.625A423)
 Engine - Spec K
 *134D1234 Air Shutter Assy.
 *140K677 Oil Bath Air Cleaner
 Kit
 312A149 Condenser (Mtd. on
 Coil)

15JC-4R/4112K

Generator - 15JC4NIC
 Control - Code 12 (W.D.612C1252)
 Code 175 (W.D.615B202)
 Code 208 (W.D.625A23)
 Code 212 (W.D.625A423)
 Engine - Spec K
 *143B243 Carburetor (Gas)
 134D1602 Air Outlet Duct
 102B549 Oil Base
 333B102 Oil Base Heater
 333B88 Heater Box
 333A87 Heater Box Cover
 508A100 Heater Box Grommet
 309A168 Heater Thermostat

15JC-4R/4123K

Generator - 15JC4NIC
 Control - Code 25 (W.D.612C1477)
 Code 68 (W.D.612B1871)
 Code 212 (W.D.625A423)

Engine - Spec K
 *159A799 Fuel Tank Assy.
 *405A1424 Housing Assy.

15JC-4R/4135L

Generator - 15JC4NIC
 Control - Code 97 (W.D.612C2240)
 Code 212 (W.D.625A423)
 Engine - Spec L
 *159B760 Reservoir Tank Assy.
 403B661 Skid Base
 134D1602 Air Outlet Duct
 416A501 Battery Bracket (2)
 416B502 Battery Hold-down Frame
 520A490 Battery Hold-down
 Stud (2)

15JC-4R/4145L

Generator - 15JC4NIC
 Control - Code 101 (W.D.612C2244)
 Code 181 (W.D.615B221)
 Code 212 (W.D.625A423)
 Engine - Spec L
 *143B307 Carburetor
 134D1602 Air Outlet Duct

15JC-4R/4170K

Generator - 15JC4NIC
 Control - Code 46 (W.D.612C1699)
 Code 175 (W.D.615B202)
 Code 212 (W.D.625A423)
 Engine - Spec K
 *143B307 Carburetor (Gas-
 Gas)
 *134D1234 Air Shutter Assy.

15JC-4R/4175L

Generator - 15JC4NIC
 Control - Code 104 (W.D.612C2250)
 Code 181 (W.D.615B221)
 Code 212 (W.D.625A423)
 Engine - Spec L
 *143B318 Carburetor (Gas)
 104B477 Crankshaft
 134B1446 Flywheel & Hub
 134B1486 Flywheel Only
 *191B453 Starter Motor-Includes
 Gear
 336A1199 Starter to Solenoid
 Lead
 307B845 Start Solenoid
 306A195 Start Solenoid
 Bracket
 191A342 Idler Gear Base &
 Shaft
 518-196 Idler Gear Retaining
 Ring
 526-175 Idler Gear Thrust
 Washer
 191A457 Idler Gear Assy.
 191B354 Crankshaft Gear &
 Clutch
 103C252 Gear Cover Assy.
 103C231 Gear Cover Gasket

MODEL DATA SECTION

79

15JC-4R/4175L (cont.)
 103D225 Gear Cover Backplate
 403B661 Skid Base
 416A501 Battery Bracket (2)
 416B502 Battery Hold-down
 Frame
 520A490 Battery Hold-down
 Stud (2)
 416B522 Battery Support Plate
 *134D1234 Air Shutter Assy.

15JC-4R/4189K
 Generator - 15JC4NIC
 Control - Code 25 (W.D.612C1477)
 Code 212 (W.D.625A423)
 Engine - Spec K
 *159B830 Reservoir Tank Assy.
 134D1602 Air Outlet Duct

15JC-4R/4202K
 Generator - 15JC4NIC
 Control - Code 12 (W.D.612C1252)
 Code 184 (W.D.615B230)
 Code 212 (W.D.625A423)
 Engine - Spec K
 *143B229 Carburetor (Gas-Gaso)

15JC-4R/4207K
 Generator - 15JC/72
 Control - Code 23 (W.D.612B1469)
 Code 32 (W.D.612B1543)
 Code 70 (W.D.612C1874)
 Code 208 (W.D.625A23)
 Code 212 (W.D.625A423)
 Engine - Spec K
 *140K661 Carb. Air Heater Kit
 102B549 Oil Base
 333B102 Oil Base Heater
 333B88 Heater Box
 333A87 Heater Box Cover
 508A100 Heater Box Grommet
 309A168 Heater Thermostat
 *405A1424 Housing Assy.
 *123K748 Oil Level Maintainer
 Kit

15JC-4R/4267L
 Generator - 15JC/72
 Control - Code 23 (W.D.612B1469)
 Code 32 (W.D.612B1543)
 Code 107 (W.D.612C2267)
 Code 212 (W.D.625A423)
 Engine - Spec L
 *143B318 Carburetor (Gas)
 *405A1424 Housing Assy.

15JC-4R/4285L
 Generator - 15JC4NIC
 Control - Code 97 (W.D.612C2240)
 Code 175 (W.D.615B202)
 Code 212 (W.D.625A423)
 Engine - Spec L
 *143B318 Carburetor (Gas)
 *134D1234 Air Shutter Assy.

15JC-4R/4299L
 Generator - 15JC4NIC
 Control - Code 97 (W.D.612C2240)
 Code 181 (W.D.615B221)
 Code 212 (W.D.625A423)
 Engine - Spec L
 *143B318 Carburetor (Gas)
 403B661 Skid Base
 416A501 Battery Bracket (2)
 416B502 Battery Hold-down
 Frame
 520A490 Battery Hold-down
 Stud (2)
 416B522 Battery Support
 Plate

15JC-4R/4313L
 Generator - 15JC4NIC
 Control - Code 106 (W.D.612C2256)
 Code 180 (W.D.615B218)
 Code 212 (W.D.625A423)
 Engine - Spec L
 *159B760 Reservoir Tank Assy.
 *134D1234 Air Shutter Assy.
 134D1280 Air Housing Cover
 (Top)
 167-169 Coil Shield Clamp
 167-185 Distributor Shield
 Terminal
 312-121 Feed Thru Condenser
 (Mts. on Coil
 Shield)
 312A58 Ignition Condenser
 R.T.F. Spark Plug Cables
 R.T.F. Coil Leads
 R.T.F. Distributor Shield
 R.T.F. Coil Shield
 R.T.F. Coil Shield Cover

15JC-4R/4340L
 Generator - 15JC4NIC
 Control - Code 28 (W.D.612B1486)
 Code 32 (W.D.612B1543)
 Code 46 (W.D.612C1699)
 Code 208 (W.D.625A23)
 Code 212 (W.D.625A423)
 Engine - Spec L
 *143B318 Carburetor (Gas)
 102B549 Oil Base
 333B102 Oil Base Heater
 333B88 Heater Box
 333A87 Heater Box Cover
 508A100 Heater Box Grommet
 309A168 Heater Thermostat
 *405A1422 Housing Assy.

15JC-4R/4388L
 Generator - 15JC4NIC
 Control - Code 32 (W.D.612B1543)
 Code 101 (W.D.612C2244)
 Code 208 (W.D.625A23)
 Code 212 (W.D.625A423)
 Engine - Spec L
 *159B760 Reservoir Tank Assy.
 *405A1423 Housing Assy.
 102B549 Oil Base
 333B102 Oil Base Heater
 333B88 Heater Box

15JC-4R/4388L (cont.)
 333A87 Heater Box Cover
 508A100 Heater Box Grommet
 309A168 Heater Thermostat

15JC-4R/4395L
 Generator - 15JC4NIC
 Control - Code 101 (W.D.612C2244)
 Code 212 (W.D.625A423)
 Engine - Spec L
 *143B318 Carburetor (Gas)
 *134D1613 Air Shutter Assy.
 *140K677 Oil Bath Air Cleaner

15JC-4R/4397L
 Generator - 15JC4NIC
 Control - Code 97 (W.D.612C2240)
 Code 212 (W.D.625A423)
 Engine - Spec L
 *143B307 Carburetor (Gas)
 *134D1613 Air Shutter Assy.

15JC-4R/4412L
 Generator - 15JC4NIC
 Control - Code 28 (W.D.612B1486)
 Code 32 (W.D.612B1543)
 Code 97 (W.D.612C2240)
 Code 208 (W.D.625A23)
 Code 212 (W.D.625A423)
 Engine - Spec L
 *159B760 Reservoir Tank Assy.
 *405A1422 Housing Assy.
 102B549 Oil Base
 333B102 Oil Base Heater
 333B88 Heater Box
 333A87 Heater Box Cover
 508A100 Heater Box Grommet
 309A168 Heater Thermostat

15JC-4R/4429L
 Generator - 15JC4NIC
 Control - Code 28 (W.D.612B1486)
 Code 32 (W.D.612B1543)
 Code 101 (W.D.612C2244)
 Code 212 (W.D.625A423)
 Engine - Spec L
 *140K661 Carb. Air Heater Kit
 *405A1424 Housing Assy.
 *159A799 Fuel Tank Assy.

15JC-4R/4493L
 Generator - 15JC4NIC
 Control - Code 28 (W.D.612B1486)
 Code 32 (W.D.612B1543)
 Code 97 (W.D.612C2240)
 Code 212 (W.D.625A423)
 Engine - Spec L
 *159A799 Fuel Tank Assy.
 *405A1424 Housing Assy.
 *140K661 Carb. Air Heater Kit

15JC-4R/4515L
 Generator - 15JC4NIC
 Control - Code 109 (W.D.612C2284)
 Code 180 (W.D.615B218)
 Code 208 (W.D.625A23)
 Code 212 (W.D.625A423)
 Engine - Spec L
 *134A1616 Air Shutter Assy.

R.T.F. Refer to Factory. Include Model and Serial Number of Unit.
 * Refer to Accessory Section for Component Parts.

MODEL DATA SECTION

15JC-4R/4515L (cont.)
 102B549 Oil Base
 333B102 Oil Base Heater
 333B88 Heater Box
 333A87 Heater Box Cover
 508A100 Heater Box Grommet
 309A168 Heater Thermostat

15JC-4R/4554L
 Generator - 15JC4NIC
 Control - Code 32 (W.D.612B1543)
 Code 101 (W.D.612C2244)
 Code 212 (W.D.625A423)
 Engine - Spec L
 *159A799 Fuel Tank Assy.
 *405A1423 Housing Assy.
 *140K677 Oil Bath Air Cleaner Kit

15JC-4R/4563L
 Generator - 15JC/72
 Control - Code 107 (W.D.612C2267)
 Code 181 (W.D.615B221)
 Code 212 (W.D.625A423)
 Engine - Spec L
 *143B307 Carburetor (Gas-Gaso)
 *134D1613 Air Shutter Assy.

15JC-4R/4574L
 Generator - 15JC4NIC
 Control - Code 29 (W.D.612B1487)
 Code 32 (W.D.612B1543)
 Code 97 (W.D.612C2240)
 Code 212 (W.D.625A423)
 Engine - Spec L
 *143B307 Carburetor (Gas-Gaso)
 *159A799 Fuel Tank Assy.
 *405A1422 Housing Assy.

15JC-4R/4594L
 Generator - 15JC4NIC
 Control - Code 143 (W.D.612C2615)
 Code 212 (W.D.625A423)
 Engine - Spec L

15JC-4R/4595P
 Generator - 15JC/179
 Control - Code 160 (W.D.612C2736)
 Code 180 (W.D.615B218)
 Code 221 (W.D.625A632)
 Engine - Spec P
 *143B318 Carburetor (Gas)
 *134D1711 Air Shutter Assy.
 403B661 Skid Base
 416A501 Battery Bracket (2)
 416B502 Battery Hold-down Frame
 520A490 Battery Hold-down Stud (2)
 416B522 Battery Support Plate

15JC-4R/4645L
 Generator - 15JC4NIC
 Control - Code 32 (W.D.612B1543)
 Code 97 (W.D.612C2240)
 Code 208 (W.D.625A23)
 Code 212 (W.D.625A423)
 Engine - Spec L
 *159A799 Fuel Tank Assy.

15JC-4R/4645L (cont.)
 *140K661 Carb. Air Heater Kit
 *405A1424 Housing Assy.
 102B549 Oil Base
 333B102 Oil Base Heater
 333B88 Heater Box
 333A87 Heater Box Cover
 508A100 Heater Box Grommet
 309A168 Heater Thermostat

15JC-4R/4647L
 Generator - 15JC4NIC
 Control - Code 32 (W.D.612B1543)
 Code 97 (W.D.612C2240)
 Code 212 (W.D.625A423)
 Engine - Spec L
 *405A1421 Housing Assy.
 112A104 Piston & Pin Assy. (4)
 113A131 Ring Set (4)
 112A68 Piston Pin Retaining Ring (8)
 114C182 Connecting Rod (4)
 114-181 Connecting Rod Bearing Half (8)

15JC-4R/4652L
 Generator - 15JC/72
 Control - Code 107 (W.D.612C2267)
 Code 175 (W.D.615B202)
 Code 212 (W.D.625A423)
 Engine - Spec L
 *143B307 Carburetor (Gas-Gaso)
 *134D1234 Air Shutter Assy.

15JC-4R/4695L
 Generator - 15JC4NIC
 Control - Code 23 (W.D.612B1469)
 Code 32 (W.D.612B1543)
 Code 101 (W.D.612C2244)
 Code 212 (W.D.625A423)
 Engine - Spec L
 *159A799 Fuel Tank Assy.
 *405A1424 Housing Assy.

15JC-4R/4724L
 Generator - 15JC4NIC
 Control - Code 32 (W.D.612B1543)
 Code 124 (W.D.612C2418)
 Code 208 (W.D.625A23)
 Code 212 (W.D.625A423)
 Engine - Spec L
 *143B318 Carburetor (Gas)
 *405A1421 Housing Assy.
 309P162 Hi-Temp. Cut-Off Switch
 338A337 Hi-Temp. Switch Wiring Harness
 102B549 Oil Base
 333B102 Oil Base Heater
 333B88 Heater Box
 333A87 Heater Box Cover
 508A100 Heater Box Grommet
 309A168 Heater Thermostat
 309A195 Hi-Temp. Switch Bracket

15JC-4R/4786L
 Generator - 15JC/72
 Control - Code 29 (W.D.612B1487)
 Code 32 (W.D.612B1543)
 Code 107 (W.D.612C2267)
 Code 212 (W.D.625A423)
 Engine - Spec L
 *143B307 Carburetor (Gas-Gaso)
 *405A1424 Housing Assy.

15JC-4R/4924L
 Generator - 15JC4NIC
 Control - Code 133 (W.D.612C2513)
 Code 175 (W.D.615B202)
 Code 212 (W.D.625A423)
 Engine - Spec L
 *166B357 Distributor-Less Cover Adapter, Cover Leads & Condensers
 166P358 Breaker Point Set (2)
 312A115 Condenser (2)
 167A61 Distributor Nipple (2)
 166B351 Breaker Point Cover
 166B350 Breaker Point Cover Adapter
 167-215 Spark Plug (4)
 167A1479 Spark Plug Cable-14" long (2)
 167A1480 Spark Plug Cable-17" long (2)
 *166B382 Ignition Coil (2)
 312P83 Coil Feed Thru Condenser (2)
 509-102 Condenser Mtg. "0" Ring (2)
 166A388 Coil Mounting Bracket (2)
 304A60 Resistor-Fixed (2)
 503-365 Clamp
 166A355 Distributor Drive Gear

15JC-4R/4925L
 Generator - 15JC/72
 Control - Code 116 (W.D.612C2339)
 Code 180 (W.D.615B218)
 Code 212 (W.D.625A423)
 Engine - Spec L
 *143B307 Carburetor (Gas-Gaso)
 *134A1711 Air Shutter Assy.
 403B661 Skid Base
 416A501 Battery Bracket (2)
 416B502 Battery Hold-down Frame
 520A490 Battery Hold-down Stud (2)
 416B522 Battery Support Plate

15JC-4R/4975L
 Generator - 15JC4NIC
 Control - Code 28 (W.D.612B1486)
 Code 32 (W.D.612B1543)
 Code 97 (W.D.612C2240)
 Code 212 (W.D.625A423)
 Engine - Spec L
 *159A799 Fuel Tank Assy.
 *405A1422 Housing Assy.

- * Order unit or componets not listed from Mfg. giving complete data shown on nameplate of the part.
- * Refer to Accessory Section for Component Parts.

MODEL DATA SECTION

81

15JC-4R/5037L

Generator - 15JC4NIC
Control - Code 101 (W.D.612C2244)
Code 181 (W.D.615B221)
Code 212 (W.D.625A423)
Engine - Spec L
*134D1613 Air Shutter Assy.

15JC-4R/5053L

Generator - 15JC/72
Control - Code 138 (W.D.612C2556)
Code 180 (W.D.615B218)
Code 212 (W.D.625A423)
Engine - Spec L
*143B318 Carburetor (Gas)
309P206 Hi-Temp. Cut-Off Switch
309A195 Hi-Temp. Switch Bracket
508A126 Hi-Temp. Switch Insulating Washer
508A127 Hi-Temp. Switch Insulating Bushing
332A876 Hi-Temp. Switch Terminal

15JC-4R/5053P

Generator - 15JC/179
Control - Code 161 (W.D.612C2737)
Code 180 (W.D.615B218)
Code 221 (W.D.625A632)
Engine - Spec P
*143B318 Carburetor (Gas)
309P206 Hi-Temp. Cut-Off Switch
309A195 Hi-Temp. Switch Bracket
508A126 Hi-Temp. Switch Insulating Washer
508A127 Hi-Temp. Switch Insulating Bushing
332A876 Hi-Temp. Switch Terminal

15JC-4R/5096L

Generator - 15JC/72
Control - Code 23 (W.D.612B1469)
Code 32 (W.D.612B1543)
Code 138 (W.D.612C2556)
Code 212 (W.D.625A423)
Engine - Spec L
*143B307 Carburetor (Gas-Gaso)
*405A1334 Housing Assy.
102B549 Oil Base
333B102 Oil Base Heater
333B88 Heater Box
333A87 Heater Box Cover
508A100 Heater Box Grommet
309A168 Heater Thermostat
309P206 Hi-Temp. Cut-Off Switch
309A195 Hi-Temp. Switch Bracket
508A126 Hi-Temp. Switch Insulating Washer
508A127 Hi-Temp. Switch Insulating Bushing
332A876 Hi-Temp. Switch Terminal

15JC-4R/5111L

Generator - 15JC/181
Control - Code 101 (W.D.612C2244)
Code 204 (W.D.615B287)
Code 215 (W.D.625C496)
Engine - Spec L
*143B318 Carburetor (Gas)
134D1602 Air Outlet Duct

15JC-4R/5144L

Generator - 15JC4NIC
Control - Code 97 (W.D.612C2240)
Code 180 (W.D.615B218)
Code 212 (W.D.625A423)
Engine - Spec L
*143B307 Carburetor (Gas-Gaso)
134D1602 Air Outlet Duct

15JC-4R/5185L

Generator - 15JC/72
Control - Code 107 (W.D.612C2267)
Code 184 (W.D.615B230)
Code 212 (W.D.625A423)
Engine - Spec L
*143B318 Carburetor (Gas)

15JC-4R/5206L

Generator - 15JC4NIC
Control - Code 116 (W.D.612C2339)
Code 180 (W.D.615B218)
Code 208 (W.D.625A23)
Code 212 (W.D.625A423)
Engine - Spec L
*159B760 Reservoir Tank Assy.
102B549 Oil Base
333B102 Oil Base Heater
333B88 Heater Box
333A87 Heater Box Cover
508A100 Heater Box Grommet
309A168 Heater Thermostat
134D1602 Air Outlet Duct
309P206 Hi-Temp. Cut-Off Switch

309A195 Hi-Temp. Switch Bracket
508A126 Hi-Temp. Switch Insulating Washer
508A127 Hi-Temp. Switch Insulating Bushing
332A876 Hi-Temp. Switch Terminal
338A337 Hi-Temp. Switch Wiring Harness

15JC-4R/5206P

Generator - 15JC/179
Control - Code 160 (W.D.612C2736)
Code 180 (W.D.615B218)
Code 208 (W.D.625A23)
Code 221 (W.D.625A632)
Engine - Spec P
*140K893 Carb. Air Heater Kit
134D1602 Air Outlet Duct
*159B760 Reservoir Tank Assy.
102B549 Oil Base
333B102 Oil Base Heater
333B88 Heater Box
333A87 Heater Box Cover
508A100 Heater Box Grommet
309A168 Heater Thermostat
309P206 Hi-Temp. Cut-Off Switch
309A195 Hi-Temp. Switch Bracket
508A126 Hi-Temp. Switch Insulating Washer
508A127 Hi-Temp. Switch Insulating Bushing
332A876 Hi-Temp. Switch Terminal

15JC-4R/5210P

Generator - 15JC4N4C
Control - Code 28 (W.D.612B1486)
Code 32 (W.D.612B1543)
Code 149 (W.D.612C2657)
Code 208 (W.D.625A23)
Code 221 (W.D.625A632)
Engine - Spec P
*143B307 Carburetor (Gas-Gaso)
*405A1424 Housing Assy.
102B549 Oil Base
333B102 Oil Base Heater
333B88 Heater Box
333A87 Heater Box Cover
508A100 Heater Box Grommet
309A168 Heater Thermostat

15JC-4R/5232P

Generator - 15JC4N4C
Control - Code 150 (W.D.612C2658)
Code 180 (W.D.615B218)
Code 221 (W.D.625A632)
Engine - Spec P
*143B307 Carburetor (Gas-Gaso)
134D1602 Air Outlet Duct
309P196 Hi-Temp. Cut-Off Switch
309A195 Hi-Temp. Switch Bracket
508A126 Hi-Temp. Switch Insulating Washer
508A127 Hi-Temp. Switch Insulating Bushing
332A876 Hi-Temp. Switch Terminal

15JC-4R/5238P

Generator - 15JC4N4C
Control - Code 150 (W.D.612C2658)
Code 184 (W.D.615B230)
Code 221 (W.D.625A632)
Engine - Spec P
*143B318 Carburetor (Gas)
134D1602 Air Outlet Duct
309P196 Hi-Temp. Cut-Off Switch
309A195 Hi-Temp. Switch Bracket
508A126 Hi-Temp. Switch Insulating Washer
508A127 Hi-Temp. Switch Insulating Bushing
332A876 Hi-Temp. Switch Terminal
403B661 Skid Base
416A501 Battery Bracket (2)
416B502 Battery Hold-down Frame
520A490 Battery Hold-down Stud (2)
416B522 Battery Support Plate

15JC-4R/5262L

Generator - 15JC4NIC
Control - Code 109 (W.D.612C2284)
Code 175 (W.D.615B202)
Code 212 (W.D.625A423)
Engine - Spec L
*143B318 Carburetor (Gas)
*134A1711 Air Shutter Assy.

15JC-4R/5263L

Generator - 15JC4NIC
Control - Code 97 (W.D.612C2240)
Code 180 (W.D.615B218)
Code 212 (W.D.625A423)

* Refer to Accessory Section for Component Parts.

MODEL DATA SECTION

15JC-4R/5263L (cont.)

Engine - Spec L
 *143B318 Carburetor (Gas)
 403B661 Skid Base
 416A501 Battery Bracket (2)
 416B502 Battery Hold-down Frame
 520A490 Battery Hold-Down
 Stud (2)
 416B522 Battery Support Plate

15JC-4R/5276P

Generator - 15JC4N4C
 Control - Code 150 (W.D.612C2658)
 Code 221 (W.D.625A632)
 Engine - Spec P
 *143B307 Carburetor (Gas-Gaso)
 *159B760 Reservoir Tank Assy.
 134D1602 Air Outlet Duct

15JC-4R/5319L

Generator - 15JC/72
 Control - Code 23 (W.D.612B1469)
 Code 32 (W.D.612B1543)
 Code 116 (W.D.612C2339)
 Code 212 (W.D.625A423)
 Engine - Spec L
 *143B318 Carburetor (Gas)
 *405A1424 Housing Assy.-Except
 Use *134A1711 Air
 Shutter Assy.
 309P206 Hi-Temp. Cut-Off Switch

15JC-4R/5329L

Generator - 15JC4NIC
 Control - Code 143 (W.D.612C2615)
 Code 212 (W.D.625A423)
 Engine - Spec L
 *405A1423 Housing Assy.

15JC-4R/5388L

Generator - 15JC/72
 Control - Code 107 (W.D.612C2267)
 Code 212 (W.D.625A423)
 Engine - Spec L
 *143B318 Carburetor (Gas)
 134D1602 Air Outlet Duct
 309P196 Hi-Temp. Cut-Off Switch
 309A195 Hi-Temp. Switch Bracket
 508A126 Hi-Temp. Switch Insula-
 ting Washer
 508A127 Hi-Temp. Switch Insula-
 ting Bushing
 332A876 Hi-Temp. Switch Termi-
 nal

15JC-4R/5389L

Generator - 15JC4NIC
 Control - Code 32 (W.D.612B1543)
 Code 97 (W.D.612C2240)
 Code 212 (W.D.625A423)
 Engine - Spec L
 *143B307 Carburetor (Gas-Gaso)
 *159A799 Fuel Tank Assy.
 *405A1423 Housing Assy.

15JC-4R/5389P

Generator - 15JC4N4C
 Control - Code 32 (W.D.612B1543)
 Code 149 (W.D.612C2657)
 Code 221 (W.D.625A632)
 Engine - Spec P
 *143B307 Carburetor (Gas-
 Gaso)
 *159A799 Fuel Tank Assy.
 *405A1423 Housing Assy.

15JC-4R/5390L

Generator - 15JC/72
 Control - Code 138 (W.D.612C2556)
 Code 175 (W.D.615B202)
 Code 212 (W.D.625A423)
 Engine - Spec L
 *159B760 Reservoir Tank Assy.
 *134A1711 Air Shutter Assy.

15JC-4R/5390P

Generator - 15JC/179
 Control - Code 161 (W.D.612C2737)
 Code 175 (W.D.615B202)
 Code 221 (W.D.625A632)
 Engine - Spec P
 *140K893 Carb. Air Heater Kit
 *159B760 Reservoir Tank Assy.
 *134A1711 Air Shutter Assy.

15JC-4R/5425P

Generator - 15JC/179
 Control - Code 161 (W.D.612C2737)
 Code 180 (W.D.615B218)
 Code 221 (W.D.625A632)
 Engine - Spec P
 *143B318 Carburetor (Gas)
 134D1602 Air Outlet Duct
 309P206 Hi-Temp. Cut-Off
 Switch
 309A195 Hi-Temp. Switch
 Bracket
 508A126 Hi-Temp. Switch In-
 sulating Washer
 508A127 Hi-Temp. Switch In-
 sulating Bushing
 332A876 Hi-Temp. Switch
 Terminal

15JC-4R/5491P

Generator - 15JC4N4C
 Control - Code 149 (W.D.612C2657)
 Code 181 (W.D.615B221)
 Code 208 (W.D.625A23)
 Code 221 (W.D.625A632)
 Engine - Spec P
 *143B318 Carburetor (Gas)
 *134D1613 Air Shutter Assy.
 102B549 Oil Base
 333B102 Oil Base Heater
 333B88 Heater Box
 333A87 Heater Box Cover
 508A100 Heater Box Grommet
 309A168 Heater Thermostat

15JC-4R/5533P

Generator - 15JC4N4C
 Control - Code 150 (W.D.612C2658)
 Code 180 (W.D.615B218)
 Code 221 (W.D.625A632)
 Engine - Spec P
 *143B307 Carburetor (Gas-Gaso)
 *134D1613 Air Shutter Assy.

15JC-4R/5547P

Generator - 15JC4N4C
 Control - Code 149 (W.D.612C2657)
 Code 221 (W.D.625A632)
 Engine - Spec P
 *143B307 Carburetor (Gas-Gaso)
 *134D1613 Air Shutter Assy.
 403B661 Skid Base
 416A501 Battery Bracket (2)
 416B502 Battery Hold-down Frame
 520A490 Battery Hold-down
 Stud (2)

15JC-4R/5550P

Generator - 15JC4N4C
 Control - Code 167 (W.D.612C2798)
 Code 221 (W.D.625A632)
 Engine - Spec P
 *143B307 Carburetor (Gas-Gaso)
 *134D1613 Air Shutter Assy.

15JC-4R/5681P

Generator - 15JC/179
 Control - Code 160 (W.D.612C2736)
 Code 181 (W.D.615B221)
 Code 221 (W.D.625A632)
 Engine - Spec P
 *143B318 Carburetor (Gas)
 134D1602 Air Outlet Duct
 403B661 Skid Base
 416A501 Battery Bracket (2)
 416B502 Battery Hold-down
 Frame
 520A490 Battery Hold-down
 Stud (2)
 416B522 Battery Support Plate
 309P206 Hi-Temp. Cut-Off Switch
 309A195 Hi-Temp. Switch Bracket
 508A126 Hi-Temp. Switch Insula-
 ting Washer
 508A127 Hi-Temp. Switch Insu-
 lating Bushing
 332A876 Hi-Temp. Switch Ter-
 minal

* Refer to Accessory Section for Component Parts.

MODEL DATA SECTION

83

15JC-4R30/316P

Generator - 15JC4N4C
Control - Code 122 (W.D.612C2403)
Code 221 (W.D.625A632)
Engine - Spec P
*159B760 Reservoir Tank Assy.
104B477 Crankshaft
134B1446 Flywheel & Hub
134B1486 Flywheel Only
*191B453 Starter Motor - Includes Gear
191A457 Idler Gear Assy.
191A342 Idler Gear Base & Shaft
518-196 Idler Gear Retaining Ring
526-175 Idler Gear Thrust Washer
191B354 Crankshaft Gear & Clutch
307B845 Start Solenoid
306A195 Start Solenoid Bracket
336A1199 Starter to Solenoid Cable
103C252 Gear Cover Assy.
103D225 Gear Cover Backplate
103C231 Gear Cover Gasket
415K3 Underground Fuel Tank (55 gal.) Includes Fittings
415K7 Fuel Line Kit (25 ft. x5/16") Includes Elbows & Connector

15JC-4R31/2468M

Generator - 15JC4N4C
Control - Code 122 (W.D.612C2403)
Code 221 (W.D.625A632)
Engine - Spec M
*143B318 Carburetor (Gas)
307P312 Supply Line Fuel Solenoid Valve-Electric
149-558 Supply Line Fuel Strainer
104B477 Crankshaft
134B1446 Flywheel & Hub
134B1486 Flywheel Only
112A106 Piston & Pin Assy. (4)
103C252 Gear Cover Assy.
103D225 Gear Cover Backplate
103C231 Gear Cover Gasket
*191B453 Starter Motor-Includes Gear
191A457 Idler Gear Assy.
191A342 Idler Gear Base & Shaft
518-196 Idler Gear Retaining Ring
526-175 Idler Gear Thrust Washer
191B354 Crankshaft Gear & Clutch
307B845 Start Solenoid
306A195 Start Solenoid Bracket
336A1199 Starter to Solenoid Cable
134D1602 Air Outlet Duct
338B366 Solenoid to Control Wiring Harness
338A336 Start Disconnect to Control Wiring Harness

15JC-4R31/2468P

Generator - 15JC4N4C
Control - Code 122 (W.D.612C2403)
Code 221 (W.D.625A632)
Engine - Spec P
*143B318 Carburetor (Gas)
134D1602 Air Outlet Duct
338B366 Solenoid to Control Wiring Harness
338B336 Start Disconnect to Control Wiring Harness
104B477 Crankshaft
134B1446 Flywheel & Hub
134B1486 Flywheel Only
112A106 Piston & Pin Assy. (4)
103C252 Gear Cover Assy.
103D225 Gear Cover Backplate
103C231 Gear Cover Gasket
*191B453 Starter Motor-Includes Gear
191A457 Idler Gear Assy.
191A342 Idler Gear Base & Shaft
518-196 Idler Gear Retaining Ring
526-175 Idler Gear Thrust Washer
191B354 Crankshaft Gear & Clutch
307B845 Start Solenoid
306A195 Start Solenoid Bracket
336A1199 Starter to Solenoid Cable

15JC-4R31/4096L

Generator - 15JC4NIC
Control - Code 32 (W.D.612B1543)
Code 89 (W.D.612C2128)
Code 90 (W.D.612B2129)
Code 208 (W.D.625A23)
Code 212 (W.D.625A423)
Engine - Spec L
*143B318 Carburetor (Gas)
307P312 Supply Line Fuel Solenoid Valve-Electric
149-558 Supply Line Fuel Strainer
104B477 Crankshaft
134B1446 Flywheel & Hub
134B1486 Flywheel Only
112A106 Piston & Pin Assy. (4)
103C252 Gear Cover Assy.
103D225 Gear Cover Backplate
103C231 Gear Cover Gasket
*191B453 Starter Motor-Includes Gear
191A457 Idler Gear Assy.
191A342 Idler Gear Base & Shaft
518-196 Idler Gear Retaining Ring
526-175 Idler Gear Thrust Washer
191B354 Crankshaft Gear & Clutch

15JC-4R31/4096L (cont.)

307B845 Start Solenoid
306A195 Start Solenoid Bracket
336A1199 Starter to Solenoid Lead
*405A1424 Housing Assy. - Except Use *134D1616 Air Shutter Assy.
309P171 Hi-Temp. Cut-Off Switch
102B549 Oil Base
333B102 Oil Base Heater
333B88 Heater Box
333A87 Heater Box Cover
508A100 Heater Box Grommet
309A168 Heater Thermostat

15JC-4R31/5135M

Generator - 15JC/179
Control - Code 139 (W.D.612C2583)
Code 205 (W.D.615B288)
Code 221 (W.D.625A632)
Engine - Spec M
*143B307 Carburetor (Gas-Gaso)
338B366 Solenoid to Control Wiring Harness
338A336 Start Disconnect to Control Wiring Harness
104B477 Crankshaft
134B1446 Flywheel & Hub
134B1486 Flywheel Only
112A106 Piston & Pin Assy. (4)
103C252 Gear Cover Assy.
103D225 Gear Cover Backplate
103C231 Gear Cover Gasket
*191B453 Starter Motor-Includes Gear
191A457 Idler Gear Assy.
191A342 Idler Gear Base & Shaft
518-196 Idler Gear Retaining Ring
526-175 Idler Gear Thrust Washer
191B354 Crankshaft Gear & Clutch
307B845 Start Solenoid
306A195 Start Solenoid Bracket
336A1199 Starter to Solenoid Lead
307P312 Supply Line Fuel Solenoid Valve-Electric
149-558 Supply Line Fuel Strainer

15JC-4R31/5357M

Generator - 15JC4N4C
Control - Code 153 (W.D.612C2690)
Code 205 (W.D.615B288)
Code 221 (W.D.625A632)
Engine - Spec M
*143B318 Carburetor (Gas)
307P312 Supply Line Fuel Solenoid Valve-Electric
149-558 Supply Line Fuel Strainer

* Refer to Accessory Section for Component Parts.

MODEL DATA SECTION

15JC-4R31/5357M (cont.)

104B477 Crankshaft
 134B1446 Flywheel & Hub
 134B1486 Flywheel Only
 112A106 Piston & Pin Assy. (4)
 103C252 Gear Cover Assy.
 103D225 Gear Cover Backplate
 103C231 Gear Cover Gasket
 *191B453 Starter Motor-Includes Gear
 191A457 Idler Gear Assy.
 518-196 Idler Gear Retaining Ring
 526-175 Idler Gear Thrust Washer
 191A342 Idler Gear Base & Shaft
 191B354 Crankshaft Gear & Clutch
 307B845 Start Solenoid
 306A195 Start Solenoid Bracket
 336A1199 Starter to Solenoid Lead
 338B366 Solenoid to Control Wiring Harness
 338A336 Start Disconnect to Control Wiring Harness
 403B661 Skid Base
 416A501 Battery Bracket (2)
 416B502 Battery Hold-down Frame
 520A490 Battery Hold-down Stud (2)
 416B522 Battery Support Plate
 309P206 Hi-Temp. Cut-Off Switch
 309A195 Hi-Temp. Switch Bracket
 508A126 Hi-Temp. Switch Insulating Washer
 508A127 Hi-Temp. Switch Insulating Bushing
 332A876 Hi-Temp. Switch Terminal

15JC-4RV/1L

Generator - 15JC4NIC
 Control - Code 97 (W.D.612C2240)
 Code 212 (W.D.625A423)
 Engine - Spec L
 Vacu-Flo Cooled

15JC-4RV/1P

Generator - 15JC4N4C
 Control - Code 149 (W.D.612C2657)
 Code 221 (W.D.625A632)
 Engine - Spec P
 Vacu-Flo Cooled

15JC-4RV/12K

Generator - 15JC4NIC
 Control - Code 12 (W.D.612C1252)
 Code 212 (W.D.625A423)
 Engine - Spec K
 Vacu-Flo Cooled
 *143B229 Carburetor (Gas-Gaso)

15JC-4RV/12L

Generator - 15JC4NIC
 Control - Code 97 (W.D.612C2240)
 Code 212 (W.D.625A423)
 Engine - Spec L
 Vacu-Flo Cooled
 *143B307 Carburetor (Gas-Gaso)

15JC-4RV/13L

Generator - 15JC4NIC
 Control - Code 97 (W.D.612C2240)
 Code 212 (W.D.625A423)
 Engine - Spec L
 Vacu-Flo Cooled
 *143B318 Carburetor (Gas)

15JC-4RV/13P

Generator - 15JC4N4C
 Control - Code 149 (W.D.612C2657)
 Code 221 (W.D.625A632)
 Engine - Spec P
 Vacu-Flo Cooled
 *143B318 Carburetor (Gas)

15JC-4RV/31K

Generator - 15JC4NIC
 Control - Code 84 (W.D.612C2067)
 Code 212 (W.D.625A423)
 Engine - Spec K
 Vacu-Flo Cooled
 *143B243 Carburetor (Gas)
 104B477 Crankshaft
 *191B453 Starter Motor-Includes Gear
 191A457 Idler Gear Assy.
 191A342 Idler Gear Base & Shaft
 518-196 Idler Gear Retaining Ring
 526-175 Idler Gear Thrust Washer
 191B354 Crankshaft Gear & Clutch
 307B40 Start Solenoid
 306A195 Start Solenoid Bracket
 336A1391 Starter to Solenoid Lead
 112A106 Piston & Pin Assy. (4)
 307P312 Supply Line Fuel Solenoid Valve-Electric
 149-558 Supply Line Fuel Strainer

15JC-4RV/96J

Generator - 15JC4NIC
 Control - Code 25 (W.D.612C1477)
 Code 212 (W.D.625A423)
 Engine - Spec J
 Vacu-Flo Cooled

15JC-4RV/96K

Generator - 15JC4NIC
 Control - Code 25 (W.D.612C1477)
 Code 212 (W.D.625A423)
 Engine - Spec K
 Vacu-Flo Cooled

15JC-4RV/96P

Generator - 15JC4N4C
 Control - Code 150 (W.D.612C2658)
 Code 221 (W.D.625A632)
 Engine - Spec P

15JC-4RV31/1M

Generator - 15JC4N4C
 Control - Code 122 (W.D.612C2403)
 Code 221 (W.D.625A632)
 Engine - Spec M
 Vacu-Flo Cooled
 *143B318 Carburetor (Gas)
 307P312 Supply Line Fuel Solenoid Valve-Electric
 149-558 Supply Line Fuel Strainer
 104B477 Crankshaft
 112A106 Piston & Pin Assy. (4)
 103C252 Gear Cover Assy.
 103D225 Gear Cover Backplate
 103C231 Gear Cover Gasket
 *191B453 Starter Motor-Includes Gear
 191A457 Idler Gear Assy.
 191A342 Idler Gear Base & Shaft
 518-196 Idler Gear Retaining Ring
 526-175 Idler Gear Thrust Washer
 191B354 Crankshaft Gear & Clutch
 307B845 Start Solenoid
 306A195 Start Solenoid Bracket
 336A1199 Starter to Solenoid Cable

15JC-4RV/316L

Generator - 15JC4NIC
 Control - Code 97 (W.D.612C2240)
 Code 212 (W.D.625A423)
 Engine - Spec L
 Vacu-Flo Cooled
 *159B760 Reservoir Tank Assy.

15JC-4RV/931L

Generator - 15JC4NIC
 Control - Code 97 (W.D.612C2240)
 Code 181 (W.D.615B221)
 Code 212 (W.D.625A423)
 Engine - Spec L
 Vacu-Flo Cooled
 *143B307 Carburetor

15JC-4RV131/1L

Generator - 15JC4NIC
 Control - Code 84 (W.D.612C2067)
 Code 212 (W.D.625A423)
 Engine - Spec L
 Vacu-Flo Cooled
 *143B318 Carburetor (Gas)
 307P312 Supply Line Fuel Solenoid Valve-Electric
 149-558 Supply Line Fuel Strainer
 104B477 Crankshaft
 112A106 Piston & Pin Assy. (4)
 103C252 Gear Cover Assy.
 103D225 Gear Cover Backplate
 103C231 Gear Cover Gasket
 *191B453 Starter Motor-Includes Gear

MODEL DATA SECTION

85

15JC-4RV131/1L (cont.)
 191A457 Idler Gear Assy.
 191A342 Idler Gear Base & Shaft
 518-196 Idler Gear Retaining Ring
 526-175 Idler Gear Thrust Washer
 191B354 Crankshaft Gear & Clutch
 307B845 Start Solenoid
 306A195 Start Solenoid Bracket
 336A1199 Starter to Solenoid Cable

15JC-4RV/1369L
 Generator - 15JC4NIC
 Control - Code 97 (W.D.612C2240)
 Code 181 (W.D.615B221)
 Code 212 (W.D.625A423)
 Engine - Spec L
 Vacu-Flo Cooled
 *143B307 Carburetor (Gas-Gaso)

15JC-4RV/1898L
 Generator - 15JC4NIC
 Control - Code 101 (W.D.612C2244)
 Code 181 (W.D.615B221)
 Code 212 (W.D.625A423)
 Engine - Spec L
 Vacu-Flo Cooled
 *143B307 Carburetor (Gas-Gaso)

15JC-4RV/1898P
 Generator - 15JC4N4C
 Control - Code 150 (W.D.612C2658)
 Code 181 (W.D.615B221)
 Code 221 (W.D.625A632)
 Engine - Spec P
 Vacu-Flo Cooled
 *143B307 Carburetor (Gas-Gaso)

15JC-4RV/2198L
 Generator - 15JC4NIC
 Control - Code 101 (W.D.612C2244)
 Code 212 (W.D.625A423)
 Engine - Spec L
 Vacu-Flo Cooled
 309P162 Hi-Temp. Cut-Off Switch
 338A337 Hi-Temp. Switch Wiring Harness

15JC-4RV31/12M
 Generator - 15JC4N4C
 Control - Code 122 (W.D.612C2403)
 Code 221 (W.D.625A632)
 Engine - Spec M
 Vacu-Flo Cooled
 *143B307 Carburetor (Gas-Gaso)
 104B477 Crankshaft
 112A106 Piston & Pin Assy. (4)
 103C252 Gear Cover Assy.
 103D225 Gear Cover Backplate
 103C231 Gear Cover Gasket
 307P312 Supply Line Fuel Solenoid Valve-Electric

15JC-4RV31/12M (cont.)
 149-558 Supply Line Fuel Strainer
 *191B453 Starter Motor-Includes Gear
 191A457 Idler Gear Assy.
 191A342 Idler Gear Base & Shaft
 518-196 Idler Gear Retaining Ring
 526-175 Idler Gear Thrust Washer
 191B354 Crankshaft Gear & Clutch
 307B845 Start Solenoid
 306A195 Start Solenoid Bracket
 336A1199 Starter to Solenoid Cable
 338B366 Solenoid to Control Wiring Harness
 338A336 Start Disconnect to Control Wiring Harness

15JC-4RV/4920L
 Generator - 15JC4NIC
 Control - Code 97 (W.D.612C2240)
 Code 180 (W.D.615B218)
 Code 212 (W.D.625A423)
 Engine - Spec L
 Vacu-Flo Cooled
 309P162 Hi-Temp. Cut-Off Switch
 338A337 Hi-Temp. Switch Wiring Harness

15JC-4RV/4931L
 Generator - 15JC4NIC
 Control - Code 110 (W.D.612C2285)
 Code 175 (W.D.615B202)
 Code 212 (W.D.625A423)
 Engine - Spec L
 Vacu-Flo Cooled
 *159B760 Reservoir Tank Assy
 309P162 Hi-Temp. Cut-Off Switch
 338A337 Hi-Temp. Switch Wiring Harness
 403B661 Skid Base
 416A501 Battery Bracket (2)
 416B502 Battery Hold-down Frame
 520A490 Battery Hold-down Stud (2)
 416B522 Battery Support Plate

15JC-4RV/5132L
 Generator - 15JC4NIC
 Control - Code 97 (W.D.612C2240)
 Code 212 (W.D.625A423)
 Engine - Spec L
 Vacu-Flo Cooled
 *143B307 Carburetor (Gas-Gaso)
 309P162 Hi-Temp. Cut-Off Switch
 338A337 Hi-Temp. Switch Wiring Harness

15JC-4RV/5189L
 Generator - 15JC4NIC
 231E112 Generator Adapter
 Control - Code 101 (W.D.612C2244)
 Code 212 (W.D.625A423)
 301B2467 Junction Box
 301A2466 Junction Box Cover
 301B1965 Junction Box Bracket-R.H.
 301B2469 Junction Box Bracket-L.H.
 508P117 Junction Box Grommet
 Engine - Spec L
 Vacu-Flo Cooled
15JC-4RV/5190L
 Generator - 15JC4NIC
 Control - Code 101 (W.D.612C2244)
 Code 180 (W.D.615B218)
 Code 212 (W.D.625A423)
 Engine - Spec L
 Vacu-Flo Cooled
 *143B307 Carburetor (Gas-Gaso)
 309P162 Hi-Temp. Cut-Off Switch
 338A337 Hi-Temp. Switch Wiring Harness

15JC-4RV31/4462L
 Generator - 15JC4NIC
 Control - Code 97 (W.D.612C2240)
 Code 212 (W.D.625A423)
 Engine - Spec L
 Vacu-Flo Cooled
 *143B307 Carburetor (Gas-Gaso)

15JC-4RV31/5101M
 Generator - 15JC/179
 Control - Code 139 (W.D.612C2583)
 Code 205 (W.D.615B288)
 Code 221 (W.D.625A632)
 Engine - Spec M
 Vacu-Flo Cooled
 *143B318 Carburetor (Gas)
 307P312 Supply Line Fuel Solenoid Valve-Electric
 149-558 Supply Line Fuel Strainer
 104B477 Crankshaft
 112A106 Piston & Pin Assy. (4)
 103C252 Gear Cover Assy.
 103D225 Gear Cover Backplate
 103C231 Gear Cover Gasket
 *191B453 Starter Motor-Includes Gear
 191A457 Idler Gear Assy.
 191A342 Idler Gear Base & Shaft
 518-196 Idler Gear Retaining Ring
 526-175 Idler Gear Thrust Washer
 191B354 Crankshaft Gear & Clutch
 307B845 Start Solenoid
 306A195 Start Solenoid Bracket
 336A1199 Starter to Solenoid Cable

MODEL DATA SECTION

15JC-4XR/1B

Generator - 15JC4XN1A
Control - Code 6 (W.D.612C1191)
Code 209 (W.D.625C292)
Engine - Spec B

15JC-4XR/1G

Generator - 15JC4XN1C
Control - Code 12 (W.D.612C1252)
Code 212 (W.D.625A423)
Engine - Spec G

15JC-4XR/1H

Generator - 15JC4XN1C
Control - Code 12 (W.D.612C1252)
Code 212 (W.D.625A423)
Engine - Spec H

15JC-4XR/1J

Generator - 15JC4XN1C
Control - Code 12 (W.D.612C1252)
Code 212 (W.D.625A423)
Engine - Spec J

15JC-4XR/1K

Generator - 15JC4XN1C
Control - Code 12 (W.D.612C1252)
Code 212 (W.D.625A423)
Engine - Spec K

15JC-4XR/1L

Generator - 15JC4XN1C
Control - Code 97 (W.D.612C2240)
Code 212 (W.D.625A423)
Engine - Spec L

15JC-4XR/7L

Generator - 15JC4XN1C
Control - Code 97 (W.D.612C2240)
Code 212 (W.D.625A423)
Engine - Spec L
*405A1421 Housing Assy.

15JC-4XR/7P

Generator - 15JC4XN1C
Control - Code 97 (W.D.612C2240)
Code 212 (W.D.625A423)
Engine - Spec P
*405A1421 Housing Assy.

15JC-4XR/12L

Generator - 15JC4XN1C
Control - Code 97 (W.D.612C2240)
Code 212 (W.D.625A423)
Engine - Spec L
*143B307 Carburetor (Gas-Gaso)

15JC-4XR/12P

Generator - 15JC4XN1C
Control - Code 97 (W.D.612C2240)
Code 212 (W.D.625A423)
Engine - Spec P
*143B307 Carburetor (Gas-Gaso)

15JC-4XR/13B

Generator - 15JC4XN1A
Control - Code 6 (W.D.612C1191)
Code 209 (W.D.625C292)
Engine - Spec B
*143B243 Carburetor (Gas)

15JC-4XR/13J

Generator - 15JC4XN1C
Control - Code 12 (W.D.612C1252)
Code 212 (W.D.625A423)
Engine - Spec J
*143B243 Carburetor (Gas)

15JC-4XR/13K

Generator - 15JC4XN1C
Control - Code 12 (W.D.612C1252)
Code 212 (W.D.625A423)
Engine - Spec K
*143B243 Carburetor (Gas)

15JC-4XR/13L

Generator - 15JC4XN1C
Control - Code 97 (W.D.612C2240)
Code 212 (W.D.625A423)
Engine - Spec L
*143B318 Carburetor (Gas)

15JC-4XR/13P

Generator - 15JC4XN1C
Control - Code 97 (W.D.612C2240)
Code 212 (W.D.625A423)
Engine - Spec P
*143B318 Carburetor (Gas)

15JC-4XR/55L

Generator - 15JC4XN1C
Control - Code 101 (W.D.612C2244)
Code 212 (W.D.625A423)
Engine - Spec L
*143B307 Carburetor (Gas-Gaso)

15JC-4XR31/1P

Generator - 15JC4XN1C
Control - Code 84 (W.D.612C2067)
Code 212 (W.D.625A423)
Engine - Spec P
*143B318 Carburetor (Gas)
307P312 Supply Line Fuel
Solenoid Valve-
Electric

149P558 Supply Line Fuel
Strainer

104B477 Crankshaft

134B1446 Flywheel & Hub

134B1486 Flywheel Only

112A106 Piston & Pin (4)

*191B453 Starter Motor-In-
cludes Gear

336A1391 Starter to Solenoid
Lead

307B40 Start Solenoid

306A195 Start Solenoid
Bracket

191A342 Idler Gear Base &
Shaft

15JC-4XR31/1P

(cont.)

518-196 Idler Gear Retaining
Ring

526-175 Idler Gear Thrust
Washer

191A457 Idler Gear Assy.

191B354 Crankshaft Gear &
Clutch

103C252 Gear Cover Assy.

103C231 Gear Cover Gasket

103D225 Gear Cover Backplate

338B366 Solenoid to Control
Wiring Harness

338A336 Start Disconnect to
Control Wiring Har-
ness

15JC-4XR/316K

Generator - 15JC4XN1C
Control - Code 12 (W.D.612C1252)
Code 212 (W.D.625A423)
Engine - Spec K
*159B760 Reservoir Tank Assy.

15JC-4XR/316L

Generator - 15JC4XN1C
Control - Code 97 (W.D.612C2240)
Code 212 (W.D.625A423)
Engine - Spec L
*159B760 Reservoir Tank Assy.

15JC-4XR/525A

Generator - 15JC4XN1B
Control - Code 12 (W.D.612C1252)
Code 210 (W.D.625C386)
Engine - Spec A

15JC-4XR/768K

Generator - 15JC4XN1C
Control - Code 12 (W.D.612C1252)
Code 177 (W.D.615B214)
Code 212 (W.D.625A423)
Engine - Spec K
*143B229 Carburetor (Gas-Gaso)

15JC-4XR/768L

Generator - 15JC4XN1C
Control - Code 97 (W.D.612C2240)
Code 177 (W.D.615B214)
Code 212 (W.D.625A423)
Engine - Spec L
*143B307 Carburetor (Gas-Gaso)

15JC-4XR/1041L

Generator - 15JC4XN1C
Control - Code 97 (W.D.612C2240)
Code 212 (W.D.625A423)
Engine - Spec L
*159A799 Fuel Tank Assy.
*405A1421 Housing Assy.

15JC-4XR/1078L

Generator - 15JC4XN1C
Control - Code 101 (W.D.612C2244)
Code 177 (W.D.615B214)
Code 212 (W.D.625A423)
Engine - Spec L
*143B307 Carburetor (Gas-Gaso)

* Refer to Accessory Section for Component Parts.

MODEL DATA SECTION

87

15JC-4XR/1239L

Generator - 15JC4XN1C
Control - Code 97 (W.D.612C2240)
Code 212 (W.D.625A423)
Engine - Spec L
*143B307 Carburetor (Gas-Gaso)
*405A1421 Housing Assy.
*159A799 Fuel Tank Assy.

15JC-4XR/1282L

Generator - 15JC4XN1C
Control - Code 101 (W.D.612C2244)
Code 212 (W.D.625A423)
Engine - Spec L
*143B307 Carburetor (Gas-Gaso)
309P196 Hi-Temp. Cut-Off Switch
309A195 Hi-Temp. Switch Bracket
508A126 Hi-Temp. Switch Insulating Washer
508A127 Hi-Temp. Switch Insulating Bushing
332A876 Hi-Temp. Switch Terminal

15JC-4XR/1869J

Generator - 15JC4XN1C
Control - Code 60 (W.D.612C1806)
Code 212 (W.D.625A423)
Engine - Spec J
*143B243 Carburetor (Gas)
148A367 Vacuum Switch
148A454 Vacuum Switch Bracket
501A15 Vacuum Switch Flex Hose

15JC-4XR/1982K

Generator - 15JC4XN1C
Control - Code 12 (W.D.612C1252)
Code 177 (W.D.615B214)
Code 212 (W.D.625A423)
Engine - Spec K
*143B243 Carburetor (Gas)

15JC-4XR/1982L

Generator - 15JC4XN1C
Control - Code 97 (W.D.612C2240)
Code 177 (W.D.615B214)
Code 212 (W.D.625A423)
Engine - Spec L
*143B318 Carburetor (Gas)

15JC-4XR/1983L

Generator - 15JC4XN1C
Control - Code 101 (W.D.612C2244)
Code 212 (W.D.625A423)
Engine - Spec L
*143B318 Carburetor (Gas)

15JC-4XR/2123L

Generator - 15JC4XN1C
Control - Code 101 (W.D.612C2244)
Code 212 (W.D.625A423)
Engine - Spec L
*159A799 Fuel Tank Assy.
*405A1421 Housing Assy.

15JC-4XR/2454L

Generator - 15JC4XN1C
Control - Code 32 (W.D.612B1543)
Code 65 (W.D.612B1859)
Code 97 (W.D.612C2240)
Code 208 (W.D.625A23)
Code 212 (W.D.625A423)
Engine - Spec L
*143B318 Carburetor (Gas)
*405A1422 Housing Assy.
102B549 Oil Base
333B102 Oil Base Heater
333B88 Heater Box
333A87 Heater Box Cover
508A100 Heater Box Grommet
309A168 Heater Thermostat

15JC-4XR/2468L

Generator - 15JC4XN1C
Control - Code 97 (W.D.612C2240)
Code 212 (W.D.625A423)
Engine - Spec L
134D1602 Air Outlet Duct

15JC-4XR/2488G

Generator - 15JC4XN1C
Control - Code 12 (W.D.612C1252)
Code 177 (W.D.615B214)
Code 212 (W.D.625A423)
Engine - Spec G
134D1602 Air Outlet Duct

15JC-4XR/2532A

Generator - 15JC4XN1B
Control - Code 12 (W.D.612C1252)
Code 210 (W.D.625C386)
Engine - Spec A
*143B243 Carburetor (Gas)

15JC-4XR/2539K

Generator - 15JC4XN1C
Control - Code 12 (W.D.612C1252)
Code 212 (W.D.625A423)
Engine - Spec K
*143B243 Carburetor (Gas)
134D1602 Air Outlet Duct

15JC-4XR/2539L

Generator - 15JC4XN1C
Control - Code 97 (W.D.612C2240)
Code 212 (W.D.625A423)
Engine - Spec L
*143B318 Carburetor (Gas)
134D1602 Air Outlet Duct

15JC-4XR/2701C

Generator - 15JC4XN1C
Control - Code 13 (W.D.612C1253)
Code 212 (W.D.625A423)
Engine - Spec C
134D1602 Air Outlet Duct
309P162 Hi-Temp. Cut-Off Switch
338A270 Hi-Temp. Switch Wiring Harness

15JC-4XR/2701E

Generator - 15JC4XN1C
Control - Code 13 (W.D.612C1253)
Code 212 (W.D.625A423)
Engine - Spec E
134D1602 Air Outlet Duct
309P162 Hi-Temp. Cut-Off Switch
338A270 Hi-Temp. Switch Wiring Harness

15JC-4XR/2832F

Generator - 15JC4XN1C
Control - Code 12 (W.D.612C1252)
Code 212 (W.D.625A423)
Engine - Spec F
*143B243 Carburetor (Gas)

15JC-4XR/2888L

Generator - 15JC4XN1C
Control - Code 97 (W.D.612C2240)
Code 212 (W.D.625A423)
Engine - Spec L
*140K677 Oil Bath Air Cleaner Kit

15JC-4XR/2932F

Generator - 15JC4XN1C
Control - Code 12 (W.D.612C1252)
Code 212 (W.D.625A423)
Engine - Spec F
*143B229 Carburetor (Gas-Gaso)
134D1602 Air Outlet Duct
309P162 Hi-Temp. Cut-Off Switch
338A270 Hi-Temp. Switch Wiring Harness

15JC-4XR/2969G

Generator - 15JC4XN1C
Control - Code 25 (W.D.612C1477)
Code 183 (W.D.615B229)
Code 212 (W.D.625A423)
Engine - Spec G
*143B229 Carburetor (Gas-Gaso)
*134D1234 Air Shutter Assy.

15JC-4XR/3098H

Generator - 15JC4XN1C
Control - Code 25 (W.D.612C1477)
Code 212 (W.D.625A423)
Engine - Spec H
*143B229 Carburetor (Gas-Gaso)
134D1602 Air Outlet Duct
309P162 Hi-Temp. Cut-Off Switch
338A270 Hi-Temp. Switch Wiring Harness

15JC-4XR/3098J

Generator - 15JC4XN1C
Control - Code 25 (W.D.612C1477)
Code 212 (W.D.625A423)
Engine - Spec J
*143B229 Carburetor (Gas-Gaso)
134D1602 Air Outlet Duct
309P162 Hi-Temp. Cut-Off Switch
338A270 Hi-Temp. Switch Wiring Harness

* Refer to Accessory Section for Component Parts.

MODEL DATA SECTION

15JC-4XR/3098L

Generator - 15JC4XN1C
Control - Code 101 (W.D.612C2244)
Code 212 (W.D.625A423)
Engine - Spec L
*143B307 Carburetor (Gas-Gaso)
134D1602 Air Outlet Duct
309P196 Hi-Temp. Cut-Off Switch
309A195 Hi-Temp. Switch Bracket
508A126 Hi-Temp. Switch Insulating Washer
508A127 Hi-Temp. Switch Insulating Bushing
332A876 Hi-Temp. Switch Terminal

15JC-4XR/3115J

Generator - 15JC4XN1C
Control - Code 12 (W.D.612C1252)
Code 177 (W.D.615B214)
Code 212 (W.D.625A423)
Engine - Spec J
*143B229 Carburetor (Gas-Gaso)
134D1602 Air Outlet Duct

15JC-4XR/3139L

Generator - 15JC4XN1C
Control - Code 101 (W.D.612C2244)
Code 212 (W.D.625A423)
Engine - Spec L
*143B318 Carburetor (Gas)
*134D1613 Air Shutter Assy.

15JC-4XR/3143G

Generator - 15JC4XN1C
Control - Code 25 (W.D.612C1477)
Code 186 (W.D.615B234)
Code 212 (W.D.625A423)
Engine - Spec G
*143B229 Carburetor (Gas-Gaso)
*134D1234 Air Shutter Assy.

15JC-4XR/3143L

Generator - 15JC4XN1C
Control - Code 101 (W.D.612C2244)
Code 186 (W.D.615B234)
Code 212 (W.D.625A423)
Engine - Spec L
*143B307 Carburetor (Gas-Gaso)
*134D1234 Air Shutter Assy.

15JC-4XR/3252G

Generator - 15JC4XN1C
Control - Code 25 (W.D.612C1477)
Code 177 (W.D.615B214)
Code 212 (W.D.625A423)
Engine - Spec G
*143B243 Carburetor (Gas)
134D1602 Air Outlet Duct
309P162 Hi-Temp. Cut-Off Switch
338A270 Hi-Temp. Switch Wiring Harness

15JC-4XR/3252H

Generator - 15JC4XN1C
Control - Code 25 (W.D.612C1477)
Code 177 (W.D.615B214)
Code 212 (W.D.625A423)

Engine - Spec H

*143B243 Carburetor (Gas)

15JC-4XR/3252H (cont.)

134D1602 Air Outlet Duct
309P162 Hi-Temp. Cut-Off Switch
338A270 Hi-Temp. Switch Wiring Harness

15JC-4XR/3252J

Generator - 15JC4XN1C
Control - Code 25 (W.D.612C1477)
Code 177 (W.D.615B214)
Code 212 (W.D.625A423)
Engine - Spec J
*143B243 Carburetor (Gas)
134D1602 Air Outlet Duct
309P162 Hi-Temp. Cut-Off Switch
338A270 Hi-Temp. Switch Wiring Harness

15JC-4XR/3428H

Generator - 15JC4XN1C
Control - Code 25 (W.D.612C1477)
Code 186 (W.D.615B234)
Code 212 (W.D.625A423)
Engine - Spec H
*159B760 Reservoir Tank Assy.
134D1602 Air Outlet Duct
309P162 Hi-Temp. Cut-Off Switch
338A270 Hi-Temp. Switch Wiring Harness
102B481 Oil Base
333B67 Oil Base Heater
333B88 Heater Box
333A87 Heater Box Cover
508A100 Heater Box Grommet
309A168 Heater Thermostat

15JC-4XR/3432J

Generator - 15JC4XN1C
Control - Code 25 (W.D.612C1477)
Code 32 (W.D.612B1543)
Code 212 (W.D.625A423)
Engine - Spec J
*143B243 Carburetor (Gas)
*405A1353 Housing Assy.

15JC-4XR/3596J

Generator - 15JC4XN1C
Control - Code 25 (W.D.612C1477)
Code 177 (W.D.615B214)
Code 212 (W.D.625A423)
Engine - Spec J
*143B229 Carburetor (Gas-Gaso)
*134D1234 Air Shutter Assy.

15JC-4XR/3596L

Generator - 15JC4XN1C
Control - Code 101 (W.D.612C2244)
Code 177 (W.D.615B214)
Code 212 (W.D.625A423)
Engine - Spec L
*143B307 Carburetor (Gas-Gaso)
*134D1613 Air Shutter Assy.

15JC-4XR/3604J

Generator - 15JC4XN1C
Control - Code 25 (W.D.612B1477)
Code 65 (W.D.612B1859)
Code 212 (W.D.625A423)
Engine - Spec J
*143B243 Carburetor (Gas)
*405A1354 Housing Assy.

15JC-4XR/3742P

Generator - 15JC4XN1C
Control - Code 101 (W.D.612C2244)
Code 212 (W.D.625A423)
Engine - Spec P
*143B318 Carburetor (Gas)
134D1602 Air Outlet Duct
309P196 Hi-Temp. Cut-Off Switch
309A195 Hi-Temp. Switch Bracket
508A126 Hi-Temp. Switch Insulating Washer
508A127 Hi-Temp. Switch Insulating Bushing
332A876 Hi-Temp. Switch Terminal

15JC-4XR/3863J

Generator - 15JC4XN1C
Control - Code 12 (W.D.612C1252)
Code 32 (W.D.612B1543)
Code 63 (W.D.612B1851)
Code 212 (W.D.625A423)
Engine - Spec J
*159A799 Fuel Tank Assy.
*405A1334 Housing Assy.
309P162 Hi-Temp. Cut-Off Switch
338A270 Hi-Temp. Switch Wiring Harness

15JC-4XR/4005L

Generator - 15JC4XN1C
Control - Code 32 (W.D.612B1543)
Code 65 (W.D.612B1859)
Code 101 (W.D.612C2244)
Code 208 (W.D.625A23)
Code 212 (W.D.625A423)
Engine - Spec L
*143B318 Carburetor (Gas)
*405A1423 Housing Assy.
102B549 Oil Base
333B102 Oil Base Heater
333B88 Heater Box
333A87 Heater Box Cover
508A100 Heater Box Grommet
309A168 Heater Thermostat

15JC-4XR/4381L

Generator - 15JC/133
Control - Code 32 (W.D.612B1543)
Code 65 (W.D.612B1859)
Code 107 (W.D.612C2267)
Code 212 (W.D.625A423)
Engine - Spec L
*159A799 Fuel Tank Assy.
*405A1424 Housing Assy.

MODEL DATA SECTION

89

15JC-4XR/4493L

Generator - 15JC4XN1C
Control - Code 32 (W.D.612B1543)
Code 65 (W.D.612B1859)
Code 97 (W.D.612C2240)
Code 212 (W.D.625A423)
Engine - Spec L
*159A799 Fuel Tank Assy.
*405A1424 Housing Assy.
*140K661 Carb. Air Heater Kit

15JC-4XR/4528L

Generator - 15JC/133
Control - Code 116 (W.D.612C2339)
Code 186 (W.D.615B234)
Code 212 (W.D.625A423)
Engine - Spec L
*143B318 Carburetor (Gas)
403B661 Skid Base
416A501 Battery Bracket (2)
416B502 Battery Hold-down Frame
416B522 Battery Support Plate
*134D1613 Air Shutter Assy.
309P171 Hi-Temp. Cut-Off Switch
520A490 Battery Hold-down Stud (2)

15JC-4XR/4776L

Generator - 15JC/133
Control - Code 107 (W.D.612C2267)
Code 186 (W.D.615B234)
Code 212 (W.D.625A423)
Engine - Spec L
*143B318 Carburetor (Gas)
*134D1613 Air Shutter Assy.

15JC-4XR/4961L

Generator - 15JC4XN1C
Control - Code 97 (W.D.612C2240)
Code 177 (W.D.615B214)
Code 212 (W.D.625A423)
Engine - Spec L
*134D1613 Air Shutter Assy.
403B661 Skid Base
416A501 Battery Bracket (2)
416B502 Battery Hold-down Frame
416B522 Battery Support Plate
520A490 Battery Hold-down Stud (2)

15JC-4XR/5066L

Generator - 15JC/133
Control - Code 138 (W.D.612C2556)
Code 201 (W.D.615B280)
Code 212 (W.D.625A423)
Engine - Spec L
*143B318 Carburetor (Gas)
*134D1613 Air Shutter Assy.

15JC-4XR/5066P

Generator - 15JC/133
Control - Code 138 (W.D.612C2556)
Code 201 (W.D.615B280)
Code 212 (W.D.625A423)
Engine - Spec P
*143B318 Carburetor (Gas)
*134A1711 Air Shutter Assy.

15JC-4XR/5134L

Generator - 15JC4XN1C
Control - Code 109 (W.D.612C2284)
Code 186 (W.D.615B234)
Code 212 (W.D.625A423)
Engine - Spec L
*143B318 Carburetor (Gas)
403B661 Skid Base
416A501 Battery Bracket (2)
416B502 Battery Hold-down Frame
416B522 Battery Support Plate
309P206 Hi-Temp Cut-Off Switch
309A195 Hi-Temp. Switch Bracket
508A126 Hi-Temp. Switch Insulating Washer
508A127 Hi-Temp. Switch Insulating Bushing
332A876 Hi-Temp. Switch Terminal
520A490 Battery Hold-down Stud (2)

15JC-4XR/5191L

Generator - 15JC4XN1C
Control - Code 97 (W.D.612C2240)
Code 177 (W.D.615B214)
Code 212 (W.D.625A423)
Engine - Spec L
134D1602 Air Outlet Duct
403B661 Skid Base
401A501 Battery Bracket (2)
401B502 Battery Hold-down Frame
401B522 Battery Support Plate
520A490 Battery Hold-down Stud (2)

15JC-4XR/5540P

Generator - 15JC4XN1C
Control - Code 101 (W.D.612C2244)
Code 201 (W.D.615B280)
Code 212 (W.D.625A423)
Engine - Spec P
*143B307 Carburetor (Gas-Gaso)
134D1602 Air Outlet Duct

15JC-4XR/13P

Generator - 15JC4XN1C
Control - Code 97 (W.D.612C2240)
Code 212 (W.D.625A423)
Engine - Spec P
Vacu-Flo Cooled
*143B318 Carburetor (Gas)

15JC-4XR/316L

Generator - 15JC4XN1C
Control - Code 97 (W.D.612C2240)
Code 212 (W.D.625A423)
Engine - Spec L
Vacu-Flo Cooled
*159B760 Reservoir Tank Assy.

15JC-4XR/31/12L

Generator - 15JC4XN1C
Control - Code 84 (W.D.612C2067)
Code 212 (W.D.625A423)
Engine - Spec L
Vacu-Flo Cooled
*143B307 Carburetor (Gas-Gaso)
307P312 Supply Line Fuel Solenoid Valve-Electric
149-558 Supply Line Fuel Strainer
104B477 Crankshaft
112A106 Piston & Pin Assy. (4)
103C252 Gear Cover Assy.
103D225 Gear Cover Backplate
103C231 Gear Cover Gasket
*191B453 Starter Motor-Includes Gear
191A457 Idler Gear Assy.
191A342 Idler Gear Base & Shaft
518-196 Idler Gear Retaining Ring
526-175 Idler Gear Thrust Washer
191B354 Crankshaft Gear & Clutch
307B40 Start Solenoid
306A195 Start Solenoid Bracket
336A1391 Starter to Solenoid Lead

15JC-5DE/3234G

Generator - 15JC5DN3C
Control - Code 34 (W.D.612B1556)
Code 39 (W.D.612B1628)
Code 212 (W.D.625A423)
301D1978 Output Box
301B856 Output Box Cover
Engine - Spec G
*143B243 Carburetor (Gas)
*123K748 Oil Level Maintainer Kit
104B477 Crankshaft
110A1329 Cyl. Block Assy.-Includes Bearings
134C1446 Flywheel & Hub
134B1486 Flywheel Only
103C252 Gear Cover Assy.
103D225 Gear Cover Backplate
103C231 Gear Cover Gasket
113-111 Ring Set
122A193 Oil Filter
*191B416 Starter Motor
191A347 Idler Gear Assy.
191A342 Idler Gear Base & Shaft
518-196 Idler Gear Retaining Ring
526-175 Idler Gear Thrust Washer
191B354 Crankshaft Gear & Clutch
162A242 Magneto & Gear Assy.
167A1410 Spark Plug Cable-22-1/2" (2)

* Refer to Accessory Section for Component Parts.

MODEL DATA SECTION

15JC-5DE/3234G (cont.)

167A1427 Spark Plug Cable-
17" (1)
167A1429 Spark Plug Cable-
28-1/2" (1)
520-339 Magneto Mtg. Stud
(3/8 x 2")
520-118 Magneto Mtg. Stud
(3/8 x 1-1/2")
*405A1334 Housing Assy.

15JC-5DE/3340H

Generator - 15JC5DN3C
Control - Code 34 (W.D.612B1556)
Code 45 (W.D.612B1698)
Code 212 (W.D.625A423)
301D1978 Output Box
301B856 Output Box Cover
Engine - Spec H
*143B243 Carburetor (Gas)
*123K748 Oil Level Maintainer
Kit
104B477 Crankshaft
110A1329 Cyl. Block Assy.-In-
cludes Bearings
134C1446 Flywheel & Hub
134B1486 Flywheel Only
103C252 Gear Cover Assy.
103D225 Gear Cover Backplate
103C231 Gear Cover Gasket
113-111 Ring Set
122A193 Oil Filter
*191B416 Starter Motor
191A347 Idler Gear Assy.
191A342 Idler Gear Base &
Shaft
518-196 Idler Gear Retaining
Ring
526-175 Idler Gear Thrust
Washer
191B354 Crankshaft Gear &
Clutch
162A242 Magneto & Gear Assy.
167A1410 Spark Plug Cable-
22-1/2" (2)
167A1427 Spark Plug Cable-
17" (1)
167A1429 Spark Plug Cable-
28-1/2" (1)
520-339 Magneto Mtg. Stud
(3/8 x 2")
520-118 Magneto Mtg. Stud
(3/8 x 1-1/2")
*405A1354 Housing Assy.
309P171 Hi-Temp. Cut-Off
Switch

15JC-5DE/3680J

Generator - 15JC5DN1C
Control - Code 73 (W.D.612C1903)
Code 190 (W.D.615B243)
Code 212 (W.D.625A423)
Engine - Spec J
*143B243 Carburetor (Gas)
*123K748 Oil Level Maintainer
Kit
102F527 Oil Base-Top Half

15JC-5DE/3680J (cont.)

102E529 Oil Base-Bottom Half
134C1446 Flywheel & Hub
134B1486 Flywheel Only
123A796 Oil Level Indicator
& Cap Assy.
113-111 Ring Set
122A193 Oil Filter
120B613 Oil Pickup Assy.
*191C427 Starter Motor
134B1532 Starter Hole
Baffle
191C512 Starter Mtg. Flange
191A320 Starter Support
Bracket
307B367 Start Solenoid
306A195 Start Solenoid
Bracket
167A1395 Spark Plug Cable-
12-1/2" (3)
167A1396 Spark Plug Cable-
22-1/2" (1)
*166P371 Distributor
*166P372 Ignition Control
Unit
*166P374 Control To Distri-
butor Lead
134D1602 Air Outlet Duct
309P162 Hi-Temp. Cut-Off
Switch
338A270 Hi-Temp. Switch
Wiring Harness

15JC-5DR/1A

Generator - 15JC5DN1A
Control - Code 8 (W.D.612C1198)
Code 209 (W.D.625C292)
Engine - Spec A

15JC-5DR/1B

Generator - 15JC5DN1B
Control - Code 14 (W.D.612C1254)
Code 210 (W.D.625C386)
Engine - Spec B

15JC-5DR/1C

Generator - 15JC5DN1B
Control - Code 14 (W.D.612C1254)
Code 210 (W.D.625C386)
Engine - Spec C

15JC-5DR/1D

Generator - 15JC5DN1B
Control - Code 14 (W.D.612C1254)
Code 210 (W.D.625C386)
Engine - Spec D

15JC-5DR/1F

Generator - 15JC5DN1C
Control - Code 14 (W.D.612C1254)
Code 212 (W.D.625A423)
Engine - Spec F

15JC-5DR/1G

Generator - 15JC5DN1C
Control - Code 14 (W.D.612C1254)
Code 212 (W.D.625A423)
Engine - Spec G

15JC-5DR/1H

Generator - 15JC5DN1C
Control - Code 14 (W.D.612C1254)
Code 212 (W.D.625A423)
Engine - Spec H

15JC-5DR/1J

Generator - 15JC5DN1C
Control - Code 14 (W.D.612C1254)
Code 212 (W.D.625A423)
Engine - Spec J

15JC-5DR/1L

Generator - 15JC5DN1C
Control - Code 98 (W.D.612C2241)
Code 212 (W.D.625A423)
Engine - Spec L

15JC-5DR/1P

Generator - 15 JC5DN1C
Control - Code 98 (W.D.612C2241)
Code 212 (W.D.625A423)
Engine - Spec P

15JC-5DR/12A

Generator - 15JC5DN1A
Control - Code 8 (W.D.612C1198)
Code 209 (W.D.625C292)
Engine - Spec A
*143B229 Carburetor (Gas-Gaso)

15JC-5DR/12B

Generator - 15JC5DN1A
Control - Code 8 (W.D.612C1198)
Code 209 (W.D.625C292)
Engine - Spec B
*143B229 Carburetor (Gas-Gaso)

15JC-5DR/12C

Generator - 15JC5DN1B
Control - Code 14 (W.D.612C1254)
Code 210 (W.D.625C386)
Engine - Spec C
*143B229 Carburetor (Gas-Gaso)

15JC-5DR/12H

Generator - 15JC5DN1C
Control - Code 14 (W.D.612C1254)
Code 212 (W.D.625A423)
Engine - Spec H
*143B229 Carburetor (Gas-Gaso)

15JC-5DR/12J

Generator - 15JC5DN1C
Control - Code 14 (W.D.612C1254)
Code 212 (W.D.625A423)
Engine - Spec J
*143B229 Carburetor (Gas-Gaso)

15JC-5DR/12K

Generator - 15JC5DN1C
Control - Code 14 (W.D.612C1254)
Code 212 (W.D.625A423)
Engine - Spec K
*143B229 Carburetor (Gas-Gaso)

* Order unit or components from Mfg. giving complete data shown on nameplate of the part.

* Refer to Accessory Section for Component Parts.

MODEL DATA SECTION

91

15JC-5DR/12L

Generator - 15JC5DN1C
Control - Code 98 (W.D.612C2241)
Code 212 (W.D.625A423)
Engine - Spec L
*143B307 Carburetor (Gas-Gaso)

15JC-5DR/13C

Generator - 15JC5DN1B
Control - Code 14 (W.D.612C1254)
Code 210 (W.D.625C386)
Engine - Spec C
*143B243 Carburetor (Gas)

15JC-5DR/13G

Generator - 15JC5DN1C
Control - Code 14 (W.D.612C1254)
Code 212 (W.D.625A423)
Engine - Spec G
*143B243 Carburetor (Gas)

15JC-5DR/13H

Generator - 15JC5DN1C
Control - Code 14 (W.D.612C1254)
Code 212 (W.D.625A423)
Engine - Spec H
*143B243 Carburetor (Gas)

15JC-5DR/13J

Generator - 15JC5DN1C
Control - Code 14 (W.D.612C1254)
Code 212 (W.D.625A423)
Engine - Spec J
*143B243 Carburetor (Gas)

15JC-5DR/13K

Generator - 15JC5DN1C
Control - Code 14 (W.D.612C1254)
Code 212 (W.D.625A423)
Engine - Spec K
*143B243 Carburetor (Gas)

15JC-5DR/13L

Generator - 15JC5DN1C
Control - Code 98 (W.D.612C2241)
Code 212 (W.D.625A423)
Engine - Spec L
*143B318 Carburetor (Gas)

15JC-5DR/96J

Generator - 15JC5DN1C
Control - Code 26 (W.D.612C1478)
Code 212 (W.D.625A423)
Engine - Spec J

15JC-5DR/96K

Generator - 15JC5DN1C
Control - Code 26 (W.D.612C1478)
Code 212 (W.D.625A423)
Engine - Spec K

15JC-5DR/96L

Generator - 15JC5DN1C
Control - Code 102 (W.D.612C2245)
Code 212 (W.D.625A423)
Engine - Spec L

15JC-5DR/96P

Generator - 15JC5DN1C
Control - Code 102 (W.D.612C2245)
Code 212 (W.D.625A423)
Engine - Spec P

15JC-5DR/248G

Generator - 15JC5DN1C
Control - Code 14 (W.D.612C1254)
Code 212 (W.D.625A423)
Engine - Spec G
102B481 Oil Base
333B67 Oil Base Heater
333B88 Heater Box
333A87 Heater Box Cover
508A100 Heater Box Grommet
309A168 Heater Thermostat

15JC-5DR31/1M

Generator - 15JC5DN1C
Control - Code 85 (W.D.612C2068)
Code 212 (W.D.625A423)
Engine - Spec M
*143B318 Carburetor (Gas)
307P312 Supply Line Fuel
Solenoid Valve-
Electric
149-558 Supply Line Fuel
Strainer
104B477 Crankshaft
134B1446 Flywheel & Hub
134B1486 Flywheel Only
112A106 Piston & Pin Assy.
(4)
103C252 Gear Cover Assy.
103D225 Gear Cover Back-
plate
103C231 Gear Cover Gasket
*191B453 Starter Motor-In-
cludes Gear
191A457 Idler Gear Assy.
191A342 Idler Gear Base &
Shaft
518-196 Idler Gear Retain-
ing Ring
526-175 Idler Gear Thrust
Washer
191B354 Crankshaft Gear &
Clutch
307B40 Start Solenoid
306A195 Start Solenoid
Bracket
338B366 Solenoid to Control
Wiring Harness
338A336 Start-Disconnect to
Control Wiring
Harness

15JC-5DR/316J

Generator - 15JC5DN1C
Control - Code 14 (W.D.612C1254)
Code 212 (W.D.625A423)
Engine - Spec J
*159B760 Reservoir Tank Assy.

15JC-5DR/710J

Generator - 15JC5DN1C
Control - Code 14 (W.D.612C1254)
Code 178 (W.D.615B216)
Code 212 (W.D.625A423)
Engine - Spec J

15JC-5DR/710L

Generator - 15JC5DN1C
Control - Code 98 (W.D.612C2241)
Code 178 (W.D.615B216)
Code 212 (W.D.625A423)
Engine - Spec L

15JC-5DR/768L

Generator - 15JC5DN1C
Control - Code 98 (W.D.612C2241)
Code 178 (W.D.615B216)
Code 212 (W.D.625A423)
Engine - Spec L
*143B307 Carburetor (Gas-Gaso)

15JC-5DR/931E

Generator - 15JC5DN1C
Control - Code 14 (W.D.612C1254)
Code 176 (W.D.615B209)
Code 212 (W.D.625A423)
Engine - Spec E
*143B229 Carburetor (Gas-Gaso)

15JC-5DR/1041J

Generator - 15JC5DN1C
Control - Code 14 (W.D.612C1254)
Code 32 (W.D.612B1543)
Code 212 (W.D.625A423)
Engine - Spec J
*159A799 Fuel Tank Assy.
*405A1335 Housing Assy.

15JC-5DR/1041L

Generator - 15JC5DN1C
Control - Code 98 (W.D.612C2241)
Code 212 (W.D.625A423)
Engine - Spec L
*159A799 Fuel Tank Assy.
*405A1421 Housing Assy.

15JC-5DR/1075L

Generator - 15JC5DN1C
Control - Code 32 (W.D.612B1543)
Code 98 (W.D.612C2241)
Code 212 (W.D.625A423)
Engine - Spec L
*143B318 Carburetor (Gas)
*405A1421 Housing Assy.

15JC-5DR/1091J

Generator - 15JC5DN1C
Control - Code 14 (W.D.612C1254)
Code 178 (W.D.615B216)
Code 212 (W.D.625A423)
Engine - Spec J
403B661 Skid Base
416A501 Battery Bracket (2)
416B502 Battery Hold-down
Frame
416B522 Battery Support Plate
520A490 Battery Hold-down
Stud (2)

MODEL DATA SECTION

15JC-5DR/1873P

Generator - 15JC5DN1C
 Control - Code 32 (W.D.612B1543)
 Code 98 (W.D.612C2241)
 Code 208 (W.D.625A23)
 Code 212 (W.D.625A423)
 Engine - Spec P
 *143B318 Carburetor (Gas)
 *405A1421 Housing Assy.
 102B549 Oil Base
 333B102 Oil Base Heater
 333B88 Heater Box
 333A87 Heater Box Cover
 508A100 Heater Box Grommet
 309A168 Heater Thermostat

15JC-5DR/1983H

Generator - 15JC5DN1C
 Control - Code 26 (W.D.612C1478)
 Code 212 (W.D.625A423)
 Engine - Spec H
 *143B243 Carburetor (Gas)

15JC-5DR/1983J

Generator - 15JC5DN1C
 Control - Code 26 (W.D.612C1478)
 Code 212 (W.D.625A423)
 Engine - Spec J
 *143B243 Carburetor (Gas)

15JC-5DR/2165J

Generator - 15JC5DN1C
 Control - Code 26 (W.D.612C1478)
 Code 212 (W.D.625A423)
 Engine - Spec J

15JC-5DR/2205H

Generator - 15JC5DN1C
 Control - Code 14 (W.D.612C1254)
 Code 178 (W.D.615B216)
 Code 212 (W.D.625A423)
 Engine - Spec H
 *143B243 Carburetor (Gas)
 102B481 Oil Base
 333B67 Oil Base Heater
 333B88 Heater Box
 333A87 Heater Box Cover
 508A100 Heater Box Grommet
 309A168 Heater Thermostat

15JC-5DR/2205J

Generator - 15JC5DN1C
 Control - Code 14 (W.D.612C1254)
 Code 178 (W.D.615B216)
 Code 212 (W.D.625A423)
 Engine - Spec J
 *143B243 Carburetor (Gas)
 102B481 Oil Base
 333B67 Oil Base Heater
 333B88 Heater Box
 333A87 Heater Box Cover
 508A100 Heater Box Grommet
 309A168 Heater Thermostat

15JC-5DR/2219B

Generator - 15JC5DN1C
 Control - Code 15 (W.D.612C1255)
 Code 210 (W.D.625C386)
 Engine - Spec B
 134D1602 Air Outlet Duct

15JC-5DR/2219C

Generator - 15JC5DN1C
 Control - Code 15 (W.D.612C1255)
 Code 210 (W.D.625C386)
 Engine - Spec C
 134D1602 Air Outlet Duct

15JC-5DR/2442E

Generator - 15JC5DN1C
 Control - Code 14 (W.D.612C1254)
 Code 212 (W.D.625A423)
 Engine - Spec E
 *143B229 Carburetor (Gas-
 Gas)
 134D1602 Air Outlet Duct

15JC-5DR/2442J

Generator - 15JC5DN1C
 Control - Code 14 (W.D.612C1254)
 Code 212 (W.D.625A423)
 Engine - Spec H
 *143B229 Carburetor (Gas-
 Gas)
 134D1602 Air Outlet Duct

15JC-5DR/2442L

Generator - 15JC5DN1C
 Control - Code 98 (W.D.612C2241)
 Code 212 (W.D.625A423)
 Engine - Spec L
 *143B307 Carburetor (Gas-
 Gas)
 134D1602 Air Outlet Duct

15JC-5DR/2454P

Generator - 15JC5DN1C
 Control - Code 32 (W.D.612B1543)
 Code 67 (W.D.612B1870)
 Code 98 (W.D.612C2241)
 Code 208 (W.D.625A23)
 Code 212 (W.D.625A423)
 Engine - Spec P
 *143B318 Carburetor (Gas)
 *405A1422 Housing Assy.
 102B549 Oil Base
 333B102 Oil Base Heater
 333B88 Heater Box
 333A87 Heater Box Cover
 508A100 Heater Box Grommet
 309A168 Heater Thermostat

15JC-5DR/2468F

Generator - 15JC5DN1C
 Control - Code 14 (W.D.612C1254)
 Code 212 (W.D.625A423)
 Engine - Spec F
 134D1602 Air Outlet Duct

15JC-5DR/2468J

Generator - 15JC5DN1C
 Control - Code 14 (W.D.612C1254)
 Code 212 (W.D.625A423)
 Engine - Spec J
 *134D1602 Air Outlet Duct

15JC-5DR/2468K

Generator - 15JC5DN1C
 Control - Code 14 (W.D.612C1254)
 Code 212 (W.D.625A423)
 Engine - Spec K
 134D1602 Air Outlet Duct

15JC-5DR/2468L

Generator - 15JC5DN1C
 Control - Code 98 (W.D.612C2241)
 Code 212 (W.D.625A423)
 Engine - Spec L
 134D1602 Air Outlet Duct

15JC-5DR/2488G

Generator - 15JC5DN1C
 Control - Code 14 (W.D.612C1254)
 Code 178 (W.D.615B216)
 Code 212 (W.D.625A423)
 Engine - Spec G
 134D1602 Air Outlet Duct

15JC-5DR/2532C

Generator - 15JC5DN1C
 Control - Code 14 (W.D.612C1254)
 Code 212 (W.D.625A423)
 Engine - Spec C
 *143B243 Carburetor (Gas)

15JC-5DR/2539L

Generator - 15JC5DN1C
 Control - Code 98 (W.D.612C2241)
 Code 212 (W.D.625A423)
 Engine - Spec L
 *143B318 Carburetor (Gas)
 134D1602 Air Outlet Duct

15JC-5DR/2588J

Generator - 15JC5DN1C
 Control - Code 26 (W.D.612C1478)
 Code 178 (W.D.615B216)
 Code 212 (W.D.625A423)
 Engine - Spec J
 *143B243 Carburetor (Gas)

15JC-5DR/2592B

Generator - 15JC5DN1A
 Control - Code 8 (W.D.612C1198)
 Code 176 (W.D.615B209)
 Code 209 (W.D.625C292)
 Engine - Spec B
 *143B229 Carburetor (Gas-Gaso)
 134D1602 Air Outlet Duct
 *123K748 Oil Level Maintainer
 Kit

15JC-5DR/2660L

Generator - 15JC5DN1C
 Control - Code 98 (W.D.612C2241)
 Code 189 (W.D.615B242)
 Code 212 (W.D.625A423)
 Engine - Spec L
 *143B318 Carburetor (Gas)
 134D1602 Air Outlet Duct

15JC-5DR/2731L

Generator - 15JC5DN1C
 Control - Code 102 (W.D.612C2245)
 Code 212 (W.D.625A423)
 Engine - Spec L
 *143B307 Carburetor (Gas-Gaso)
 134D1602 Air Outlet Duct

15JC-5DR/2733E

Generator - 15JC5DN1C
 Control - Code 14 (W.D.612C1254)
 Code 178 (W.D.615B216)
 Code 212 (W.D.625A423)

MODEL DATA SECTION

93

15JC-5DR/2733E (cont.)

Engine - Spec E
*143B243 Carburetor (Gas)
134D1602 Air Outlet Duct

15JC-5DR/2733L

Generator - 15JC5DN1C
Control - Code 98 (W.D.612C2241)
Code 178 (W.D.615B216)
Code 212 (W.D.625A423)

Engine - Spec L
*143B318 Carburetor (Gas)
134D1602 Air Outlet Duct

15JC-5DR/2752F

Generator - 15JC5DN1C
Control - Code 15 (W.D.612C1255)
Code 176 (W.D.615B209)
Code 212 (W.D.625A423)

Engine - Spec F
*134D1234 Air Shutter Assy.

15JC-5DR/2775H

Generator - 15JC5DN1C
Control - Code 26 (W.D.612C1478)
Code 32 (W.D.612B1543)
Code 54 (W.D.612C1741)
Code 212 (W.D.625A423)

Engine - Spec H
*159A799 Fuel Tank Assy.
*405A1334 Housing Assy.

15JC-5DR/2832F

Generator - 15JC5DN1C
Control - Code 14 (W.D.612C1254)
Code 212 (W.D.625A423)

Engine - Spec F
*143B243 Carburetor (Gas)

15JC-5DR/2846E

Generator - 15JC5DN1C
Control - Code 14 (W.D.612C1254)
Code 178 (W.D.615B216)
Code 212 (W.D.625A423)

Engine - Spec E
*143B243 Carburetor (Gas)
134D1602 Air Outlet Duct

15JC-5DR/2846F

Generator - 15JC5DN1C
Control - Code 14 (W.D.612C1254)
Code 178 (W.D.615B216)
Code 212 (W.D.625A423)

Engine - Spec F
*143B243 Carburetor (Gas)
134D1602 Air Outlet Duct

15JC-5DR/2856J

Generator - 15JC5DN1C
Control - Code 26 (W.D.612C1478)
Code 212 (W.D.625A423)

Engine - Spec J
*134D1234 Air Shutter Assy.
*159B760 Reservoir Tank Assy.

15JC-5DR/2872F

Generator - 15JC5DN1C
Control - Code 14 (W.D.612C1254)
Code 176 (W.D.615B209)
Code 212 (W.D.625A423)

Engine - Spec F
*143B229 Carburetor (Gas-Gaso)

15JC-5DR/2874F

Generator - 15JC5DN1C
Control - Code 14 (W.D.612C1254)
Code 212 (W.D.625A423)

Engine - Spec F
*143B229 Carburetor (Gas-Gaso)
134D1602 Air Outlet Duct

15JC-5DR/2875F

Generator - 15JC5DN1C
Control - Code 14 (W.D.612C1254)
Code 212 (W.D.625A423)

Engine - Spec F
*143B229 Carburetor (Gas-Gaso)
134D1602 Air Outlet Duct

15JC-5DR/3089J

Generator - 15JC5DN1C
Control - Code 26 (W.D.612C1478)
Code 212 (W.D.625A423)

Engine - Spec J
*134D1234 Air Shutter Assy.

15JC-5DR/3098G

Generator - 15JC5DN1C
Control - Code 26 (W.D.612C1478)
Code 212 (W.D.625A423)

Engine - Spec G
*143B229 Carburetor (Gas-Gaso)
134D1602 Air Outlet Duct
309P162 Hi-Temp. Cut-Off Switch
338A270 Hi-Temp. Switch Wiring Harness

15JC-5DR/3115K

Generator - 15JC5DN1C
Control - Code 14 (W.D.612C1254)
Code 178 (W.D.615B216)
Code 212 (W.D.625A423)

Engine - Spec K
*143B229 Carburetor (Gas-Gaso)
134D1602 Air Outlet Duct

15JC-5DR/3139J

Generator - 15JC5DN1C
Control - Code 26 (W.D.612C1478)
Code 212 (W.D.625A423)

Engine - Spec J
*143B243 Carburetor (Gas)
*134D1234 Air Shutter Assy.

15JC-5DR/3146G

Generator - 15JC5DN1C
Control - Code 26 (W.D.612C1478)
Code 212 (W.D.625A423)

Engine - Spec G
134D1178 Grille
134D1602 Air Outlet Duct
*140K677 Oil Bath Air Cleaner Kit
140B648 Air Cleaner Bracket

15JC-5DR/3157P

Generator - 15JC5DN1C
Control - Code 102 (W.D.612C2245)
Code 212 (W.D.625A423)

Engine - Spec P
*143B318 Carburetor (Gas)
134D1602 Air Outlet Duct

15JC-5DR/3190G

Generator - 15JC/41
Control - Code 26 (W.D.612C1478)
Code 188 (W.D.615B238)
Code 215 (W.D.625C496)

Engine - Spec G
*134D1234 Air Shutter Assy.
*140K661 Carb. Air Heater Kit

15JC-5DR/3231G

Generator - 15JC5DN1C
Control - Code 14 (W.D.612C1254)
Code 32 (W.D.612C1543)
Code 212 (W.D.625A423)

Engine - Spec G
*143B243 Carburetor (Gas)
*405A1334 Housing Assy.
309P162 Hi-Temp. Cut-Off Switch
338A270 Hi-Temp. Switch Wiring Harness

15JC-5DR/3347H

Generator - 15JC5DN1C
Control - Code 47 (W.D.612C1703)
Code 194 (W.D.615B251)
Code 212 (W.D.625A423)

Engine - Spec H
*143B229 Carburetor (Gas-Gaso)
134D1602 Air Outlet Duct
309P162 Hi-Temp. Cut-Off Switch
338A270 Hi-Temp. Switch Wiring Harness
403B661 Skid Base
416A501 Battery Bracket (2)
416B502 Battery Hold-down Frame
520A490 Battery Hold-down Stud (2)
416B522 Battery Support Plate
134D1280 Air Housing Cover (Top)
167A81 Spark Plug (4)
167A1414 Spark Plug Cable-Short (3)
167A1415 Spark Plug Cable-Long (1)
167A1358 Coil To Distributor Cable
336A1284 Coil To Distributor Lead

* Refer to Accessory Section for Component Parts.

MODEL DATA SECTION

15JC-5DR/3347H (cont.)

312-121 Feed Thru Condenser
(Mtd. on Coil Shield)
312A58 Ignition Condenser
167-167 Coil Shield
167-168 Coil Shield Cover
167-169 Coil Shield Clamp
167-197 Distributor Shield
Assy.
167-185 Distributor Shield
Terminal

15JC-5DR/3404L

Generator - 15JC5DN1C
Control - Code 98 (W.D.612C2241)
Code 176 (W.D.615B209)
Code 212 (W.D.625A423)
Engine - Spec L
*143B307 Carburetor (Gas-Gaso)
134D1602 Air Outlet Duct

15JC-5DR/3409H

Generator - 15JC5DN1C
Control - Code 26 (W.D.612C1478)
Code 212 (W.D.625A423)
Engine - Spec H
*143B229 Carburetor (Gas-Gaso)
*405A1335 Housing Assy.
102B481 Oil Base
333B67 Oil Base Heater
333B88 Heater Box
333A87 Heater Box Cover
508A100 Heater Box Grommet
309A168 Heater Thermostat

15JC-5DR/3409J

Generator - 15JC5DN1C
Control - Code 26 (W.D.612C1478)
Code 212 (W.D.625A423)
Engine - Spec J
*143B229 Carburetor (Gas-Gaso)
*405A1335 Housing Assy.
102B481 Oil Base
333B67 Oil Base Heater
333B88 Heater Box
333A87 Heater Box Cover
508A100 Heater Box Grommet
309A168 Heater Thermostat

15JC-5DR/3442H

Generator - 15JC5DN1C
Control - Code 56 (W.D.612C1753)
Code 212 (W.D.625A423)
Engine - Spec H

15JC-5DR/3442J

Generator - 15JC5DN1C
Control - Code 56 (W.D.612C1753)
Code 212 (W.D.625A423)
Engine - Spec J

15JC-5DR/3518K

Generator - 15JC5DN1C
Control - Code 14 (W.D.612C1254)
Code 212 (W.D.625A423)
Engine - Spec K
*143B243 Carburetor (Gas)
*134D1234 Air Shutter Assy.

15JC-5DR/3518L

Generator - 15JC5DN1C
Control - Code 98 (W.D.612C2241)
Code 212 (W.D.625A423)
Engine - Spec L
*143B318 Carburetor (Gas)
*134D1234 Air Shutter Assy.

15JC-5DR/3546L

Generator - 15JC5DN1C
Control - Code 98 (W.D.612C2241)
Code 208 (W.D.625A23)
Code 212 (W.D.625A423)
Engine - Spec L
134D1602 Air Outlet Duct
*159B760 Reservoir Tank Assy.
102B549 Oil Base
333B102 Oil Base Heater
333B88 Heater Box
333A87 Heater Box Cover
508A100 Heater Box Grommet
309A168 Heater Thermostat

15JC-5DR/3547L

Generator - 15JC5DN1C
Control - Code 102 (W.D.612C2245)
Code 212 (W.D.625A423)
Engine - Spec L
*134D1234 Air Shutter Assy.
*140K661 Carb. Air Heater Kit

15JC-5DR/3742L

Generator - 15JC5DN1C
Control - Code 102 (W.D.612C2245)
Code 212 (W.D.625A423)
Engine - Spec L
*143B318 Carburetor (Gas)
134D1602 Air Outlet Duct
309P196 Hi-Temp. Cut-Off
Switch
309A195 Hi-Temp. Switch
Bracket
508A126 Hi-Temp. Switch In-
sulating Washer
508A127 Hi-Temp. Switch In-
sulating Bushing
332A876 Hi-Temp. Switch
Terminal

15JC-5DR/3742P

Generator - 15JC5DN1C
Control - Code 102 (W.D.612C2245)
Code 212 (W.D.625A423)
Engine - Spec P
*143B318 Carburetor (Gas)
134D1602 Air Outlet Duct
309P196 Hi-Temp. Cut-Off
Switch
309A195 Hi-Temp. Switch
Bracket
508A126 Hi-Temp. Switch In-
sulating Washer
508A127 Hi-Temp. Switch In-
sulating Bushing
332A876 Hi-Temp. Switch
Terminal

15JC-5DR/3823J

Generator - 15JC5DN1C
Control - Code 77 (W.D.612C1972)
Code 176 (W.D.615B209)
Code 212 (W.D.625A423)
Engine - Spec J
*140K677 Oil Bath Air Cleaner
Kit
309P171 Hi-Temp. Cut-Off Switch
338A270 Hi-Temp. Switch Wir-
ing Harness
309A174 Hi-Temp. Switch Bracket

15JC-5DR/3852P

Generator - 15JC5DN1C
Control - Code 32 (W.D.612B1543)
Code 34 (W.D.612B1556)
Code 102 (W.D.612C2245)
Code 212 (W.D.625A423)
Engine - Spec P
*159A799 Fuel Tank Assy.
*405A1422 Housing Assy.

15JC-5DR/3932K

Generator - 15JC5DN1C
Control - Code 26 (W.D.612C1478)
Code 189 (W.D.615B242)
Code 208 (W.D.625A23)
Code 212 (W.D.625A423)
Engine - Spec K
*143B243 Carburetor (Gas)
*134D1234 Air Shutter Assy.
102B549 Oil Base
333B102 Oil Base Heater
333B88 Heater Box
333A87 Heater Box Cover
508A100 Heater Box Grommet
309A168 Heater Thermostat

15JC-5DR/3932L

Generator - 15JC5DN1C
Control - Code 98 (W.D.612C2241)
Code 189 (W.D.615B242)
Code 208 (W.D.625A23)
Code 212 (W.D.625A423)
Engine - Spec L
*143B318 Carburetor (Gas)
*134D1234 Air Shutter Assy.
102B549 Oil Base
333B102 Oil Base Heater
333B88 Heater Box
333A87 Heater Box Cover
508A100 Heater Box Grommet
309A168 Heater Thermostat

15JC-5DR/3948K

Generator - 15JC5DN1C
Control - Code 14 (W.D.612C1254)
Code 32 (W.D.612B1543)
Code 67 (W.D.612B1870)
Code 212 (W.D.625A423)
Engine - Spec K
*143B229 Carburetor (Gas-Gaso)
*159A799 Fuel Tank Assy.
*405A1422 Housing Assy.

MODEL DATA SECTION

95

15JC-5DR/4288L

Generator - 15JC5DN1C
Control - Code 32 (W.D.612B1543)
Code 67 (W.D.612B1870)
Code 102 (W.D.612C2245)
Code 212 (W.D.625A423)
Engine - Spec L
*159A799 Fuel Tank Assy.
*405A1424 Housing Assy.

15JC-5DR/4346L

Generator - 15JC/132
Control - Code 103 (W.D.612C2248)
Code 212 (W.D.625A423)
Engine - Spec L
*159B760 Reservoir Tank Assy.
*134D1234 Air Shutter Assy.
403B661 Skid Base
416A501 Battery Bracket (2)
416B502 Battery Hold-down Frame
520A490 Battery Hold-down Stud (2)

15JC-5DR/4388L

Generator - 15JC5DN1C
Control - Code 32 (W.D.612B1543)
Code 102 (W.D.612C2245)
Code 208 (W.D.625A23)
Code 212 (W.D.625A423)
Engine - Spec L
*159B760 Reservoir Tank Assy.
*405A1421 Housing Assy.
102B549 Oil Base
333B102 Oil Base Heater
333B88 Heater Box
333A87 Heater Box Cover
508A100 Heater Box Grommet
309A168 Heater Thermostat

15JC-5DR/4586L

Generator - 15JC5DN1C
Control - Code 102 (W.D.612C2245)
Code 176 (W.D.615B209)
Code 212 (W.D.625A423)
Engine - Spec L
149A916 Fuel Pump

15JC-5DR/4637L

Generator - 15JC/132
Control - Code 119 (W.D.612C2389)
Code 178 (W.D.615B216)
Code 212 (W.D.625A423)
Engine - Spec L
*143B318 Carburetor (Gas)
*134D1234 Air Shutter Assy.-Ex-
cept use #309P171 Hi-
Temp. Cut-Off Switch
403B661 Skid Base
416A501 Battery Bracket (2)
416B502 Battery Hold-down Frame
416B522 Battery Support Plate
520A490 Battery Hold-down
Stud (2)

15JC-5DR/4663L

Generator - 15JC5DN1C
Control - Code 32 (W.D.612B1543)
Code 34 (W.D.612B1556)
Code 98 (W.D.612C2241)
Code 212 (W.D.625A423)
Engine - Spec L
*159A799 Fuel Tank Assy.
*405A1422 Housing Assy.

15JC-5DR/4666L

Generator - 15JC5DN1C
Control - Code 32 (W.D.612B1543)
Code 66 (W.D.612B1869)
Code 98 (W.D.612C2241)
Code 208 (W.D.625A23)
Code 212 (W.D.625A423)
Engine - Spec L
*159B760 Reservoir Tank Assy.
*405A1424 Housing Assy.
102B549 Oil Base
333B102 Oil Base Heater
333B88 Heater Box
333A87 Heater Box Cover
508A100 Heater Box Grommet
309A168 Heater Thermostat

15JC-5DR/4685L

Generator - 15JC5DN1C
Control - Code 98 (W.D.612C2241)
Code 212 (W.D.625A423)
Engine - Spec L
134D1602 Air Outlet Duct

15JC-5DR/4689L

Generator - 15JC5DN1C
Control - Code 123 (W.D.612C2405)
Code 176 (W.D.615B209)
Code 212 (W.D.625A423)
Engine - Spec L

*134D1613 Air Shutter Assy.
309P171 Hi-Temp. Cut-Off
Switch
*140K677 Oil Bath Oil
Cleaner Kit

15JC-5DR/4706L

Generator - 15JC5DN1C
Control - Code 98 (W.D.612C2241)
Code 189 (W.D.615B242)
Code 212 (W.D.625A423)
Engine - Spec L
*143B307 Carburetor (Gas-
Gaso)
*134D1613 Air Shutter Assy.
309P196 Hi-Temp. Cut-Off
Switch
309A195 Hi-Temp. Switch
Bracket
508A126 Hi-Temp. Switch In-
sulating Washer
508A127 Hi-Temp. Switch In-
sulating Bushing
332A876 Hi-Temp. Switch
Terminal

15JC-5DR/4736L

Generator - 15JC5DN1C
Control - Code 98 (W.D.612C2241)
Code 212 (W.D.625A423)
Engine - Spec L
*159B760 Reservoir Tank Assy.
*134D1613 Air Shutter Assy.

15JC-5DR/4828L

Generator - 15JC5DN1C
Control - Code 102 (W.D.612C2245)
Code 176 (W.D.615B209)
Code 212 (W.D.625A423)
Engine - Spec L
309P196 Hi-Temp. Cut-Off Switch
309A195 Hi-Temp. Switch Bracket
508A126 Hi-Temp. Switch Insu-
lating Washer
508A127 Hi-Temp. Switch Insu-
lating Bushing
332A876 Hi-Temp. Switch Ter-
minal

15JC-5DR/4992L

Generator - 15JC5DN1C
Control - Code 32 (W.D.612B1543)
Code 66 (W.D.612B1869)
Code 98 (W.D.612C2241)
Code 212 (W.D.625A423)
Engine - Spec L
*143B318 Carburetor (Gas)
*405A1422 Housing Assy.

15JC-5DR/5032L

Generator - 15JC/132
Control - Code 32 (W.D.612B1543)
Code 54 (W.D.612B1741)
Code 103 (W.D.612C2248)
Code 212 (W.D.625A423)
Engine - Spec L
*159A799 Fuel Tank Assy.
*405A1422 Housing Assy.
309P196 Hi-Temp. Cut-Off Switch
309A195 Hi-Temp. Switch Bracket
508A126 Hi-Temp. Switch Insu-
lating Washer
508A127 Hi-Temp. Switch Insu-
lating Bushing
332A876 Hi-Temp. Switch Ter-
minal

15JC-5DR/5092L

Generator - 15JC/132
Control - Code 32 (W.D.612B1543)
Code 67 (W.D.612B1870)
Code 103 (W.D.612C2248)
Code 208 (W.D.625A23)
Code 212 (W.D.625A423)
Engine - Spec L
*143B318 Carburetor (Gas)
*405A1422 Housing Assy.
102B549 Oil Base
333B102 Oil Base Heater
333B88 Heater Box
333A87 Heater Box Cover
508A100 Heater Box Grommet

* Refer to Accessory Section for Component Parts.

MODEL DATA SECTION

15JC-5DR/5092L (cont.)

309A168	Heater Thermostat
309P196	Hi-Temp. Cut-Off Switch
309A195	Hi-Temp. Switch Bracket
508A126	Hi-Temp. Switch Insulating Washer
508A127	Hi-Temp. Switch Insulating Bushing
332A876	Hi-Temp. Switch Terminal

15JC-5DR/5122L

Generator - 15JC5DN1C

Control - Code 32 (W.D.612B1543)
Code 102 (W.D.612C2245)
Code 140 (W.D.612A2592)
Code 208 (W.D.625A23)
Code 212 (W.D.625A423)

Engine - Spec L

*143B307	Carburetor (Gas-Gaso)
*405A1422	Housing Assy.
102B549	Oil Base
333B102	Oil Base Heater
333B88	Heater Box
333A87	Heater Box Cover
508A100	Heater Box Grommet
309A168	Heater Thermostat

15JC-5DR/5142P

Generator - 15JC5DN1C

Control - Code 32 (W.D.612B1543)
Code 102 (W.D.612C2245)
Code 208 (W.D.625A23)
Code 212 (W.D.625A423)

Engine - Spec P

*143B307	Carburetor (Gas-Gaso)
*405A1421	Housing Assy.
102B549	Oil Base
333B102	Oil Base Heater
333B88	Heater Box
333A87	Heater Box Cover
508A100	Heater Box Grommet
309A168	Heater Thermostat
155P360	Exhaust Muffler
140A78	Muffler Mtg. Bands
155C841	Flex. Exhaust Tube

15JC-5DR/5311L

Generator - 15JC/132

Control - Code 103 (W.D.612C2248)
Code 178 (W.D.615B216)
Code 212 (W.D.625A423)

Engine - Spec L

*143B307	Carburetor (Gas-Gaso)
*134D1613	Air Shutter Assy.

15JC-5DR/5321L

Generator - 15JC5DN1C

Control - Code 98 (W.D.612C2241)
Code 206 (W.D.615B293)
Code 212 (W.D.625A423)

Engine - Spec L

*143B318	Carburetor (Gas)
*134D1613	Air Shutter Assy.
*123K748	Oil Level Maintainer Kit

15JC-5DR/5321L (cont.)

122C235	Oil Filter Adapter
505-98	Pipe Nipple-1/8 x 3/4"
505-26	Pipe Coupling-1/8
502-275	Inverted Male Connector Elbow-45°
112A106	Piston & Pin Assy. (4)
140P721	Air Cleaner
140P722	Air Cleaner Band (2)
140B720	Air Cleaner Mtg. Bracket
503P419	Air Cleaner Elbow-Rubber
503P365	Air Cleaner Hose Clamp (3)
140A852	Air Cleaner Hose Support
140B740	Air Cleaner Air Intake Tube
503-330	Air Cleaner Hose

15JC-5DR/5437P

Generator - 15JC/132

Control - Code 103 (W.D.612C2248)
Code 176 (W.D.615B209)
Code 212 (W.D.625A423)

Engine - Spec P

*143B318	Carburetor (Gas)
134D1602	Air Outlet Duct
309P196	Hi-Temp. Cut-Off Switch
309A195	Hi-Temp. Switch Bracket
508A126	Hi-Temp. Switch Insulating Washer
508A127	Hi-Temp. Switch Insulating Bushing
332A876	Hi-Temp. Switch Terminal

15JC-5DR31/3424P

Generator - 15JC5DN1C

Control - Code 85 (W.D.612C2068)
Code 207 (W.D.615B298)
Code 212 (W.D.625A423)

Engine - Spec P

*143B318	Carburetor (Gas)
307P312	Supply Line Fuel Solenoid Valve-Electric
149P558	Supply Line Fuel Strainer
104B477	Crankshaft
134B1446	Flywheel & Hub
134B1486	Flywheel Only
112A106	Piston & Pin Assy. (4)
*191B453	Starter Motor-Includes Gear
336A1391	Starter to Solenoid Lead
307B40	Start Solenoid

15JC-5DR31/3424P (cont.)

306A195	Start Solenoid Bracket
191A342	Idler Gear Base & Shaft
518-196	Idler Gear Retaining Ring
526-175	Idler Gear Thrust Washer
191A457	Idler Gear Assy.
191B354	Crankshaft Gear & Clutch
103C252	Gear Cover Assy.
103C231	Gear Cover Gasket
103D225	Gear Cover Backplate
338B366	Solenoid To Control Wiring Harness
338A336	Start Solenoid to Control Wiring Harness
134D1602	Air Outlet Duct

15JC-5DRV/1K

Generator - 15JC5DN1C

Control - Code 14 (W.D.612C1254)
Code 212 (W.D.625A423)

Engine - Spec K

Vacu-Flo Cooled

15JC-5DRV/1L

Generator - 15JC5DN1C

Control - Code 98 (W.D.612C2241)
Code 212 (W.D.625A423)

Engine - Spec L

Vacu-Flo Cooled

15JC-5DRV/12L

Generator - 15JC5DN1C

Control - Code 98 (W.D.612C2241)
Code 212 (W.D.625A423)

Engine - Spec L

Vacu-Flo Cooled

*143B307 Carburetor (Gas-Gaso)

15JC-5DRV/12P

Generator - 15JC5DN1C

Control - Code 98 (W.D.612C2241)
Code 212 (W.D.625A423)

Engine - Spec P

Vacu-Flo Cooled

*143B307 Carburetor (Gas-Gaso)

15JC-5DRV/13P

Generator - 15JC5DN1C

Control - Code 98 (W.D.612C2241)
Code 212 (W.D.625A423)

Engine - Spec P

Vacu-Flo Cooled

*143B318 Carburetor (Gas)

15JC-5DRV/96J

Generator - 15JC5DN1C

Control - Code 26 (W.D.612C1478)
Code 212 (W.D.625A423)

Engine - Spec J

Vacu-Flo Cooled

* Refer to Accessory Section for Component Parts.

MODEL DATA SECTION

97

15JC-5DRV/989J

Generator - 15JC5DN1C
Control - Code 26 (W.D.612C1478)
Code 178 (W.D.615B216)
Code 212 (W.D.625A423)
Engine - Spec J
Vacu-Flo Cooled

15JC-5DRV/2660K

Generator - 15JC5DN1C
Control - Code 14 (W.D.612C1254)
Code 189 (W.D.615B242)
Code 212 (W.D.625A423)
Engine - Spec K
Vacu-Flo Cooled
*143B243 Carburetor (Gas)

15JC-9R/1E

Generator - 15JC9N1C
Control - Code 18 (W.D.612C1345)
Code 212 (W.D.625A423)
Engine - Spec E

15JC-9R/1F

Generator - 15JC9N1C
Control - Code 18 (W.D.612C1345)
Code 212 (W.D.625A423)
Engine - Spec F

15JC-9R/1H

Generator - 15JC9N1C
Control - Code 18 (W.D.612C1345)
Code 212 (W.D.625A423)
Engine - Spec H

15JC-9R/1J

Generator - 15JC9N1C
Control - Code 18 (W.D.612C1345)
Code 212 (W.D.625A423)
Engine - Spec J

15JC-9R/1L

Generator - 15JC9N1C
Control - Code 99 (W.D.612C2242)
Code 212 (W.D.625A423)
Engine - Spec L

15JC-9R/1P

Generator - 15JC9N1C
Control - Code 99 (W.D.612C2242)
Code 212 (W.D.625A423)
Engine - Spec P

15JC-9R/12G

Generator - 15JC9N1C
Control - Code 18 (W.D.612C1345)
Code 212 (W.D.625A423)
Engine - Spec G
*143B229 Carburetor (Gas-Gaso)

15JC-9R/96B

Generator - 15JC9N1B
Control - Code 16 (W.D.612C1263)
Code 210 (W.D.625C386)
Engine - Spec B

15JC-9R/96C

Generator - 15JC9N1C
Control - Code 16 (W.D.612C1263)
Code 210 (W.D.625C386)
Engine - Spec C

15JC-9R/96K

Generator - 15JC9N1C
Control - Code 27 (W.D.612C1479)
Code 212 (W.D.625A423)
Engine - Spec K

15JC-9R/316D

Generator - 15JC9N1B
Control - Code 16 (W.D.612C1263)
Code 210 (W.D.625C386)
Engine - Spec D
*159B760 Reservoir Tank Assy.

15JC-9R/525C

Generator - 15JC9N1C
Control - Code 18 (W.D.612C1345)
Code 212 (W.D.625A423)
Engine - Spec C

15JC-9R/2286A

Generator - 15JC9N1B
Control - Code 16 (W.D.612C1263)
Code 210 (W.D.625C386)
Engine - Spec A

15JC-9R/2733E

Generator - 15JC9N1C
Control - Code 16 (W.D.612C1263)
Code 179 (W.D.615B217)
Code 212 (W.D.625A423)
Engine - Spec E

*143B243 Carburetor (Gas)
134D1602 Air Outlet Duct

15JC-9R/2762C

Generator - 15JC9N1C
Control - Code 18 (W.D.612C1345)
Code 212 (W.D.625A423)
Engine - Spec C
*159B760 Reservoir Tank Assy.

15JC-9R/2846E

Generator - 15JC9N1C
Control - Code 16 (W.D.612C1263)
Code 179 (W.D.615B217)
Code 212 (W.D.625A423)
Engine - Spec E

*143B243 Carburetor (Gas)
134D1602 Air Outlet Duct
110A1440 Cyl. Head Assy.
110B1286 Intake Valve

15JC-9R/3511J

Generator - 15JC9N1C
Control - Code 27 (W.D.612C1479)
Code 212 (W.D.625A423)
Engine - Spec J

*143B229 Carburetor (Gas-Gaso)
134D1602 Air Outlet Duct

15JC-9R/3511J

(cont.)

*140K677 Oil Bath Air Cleaner Kit
140B648 Air Cleaner Bracket
309P162 Hi-Temp. Cut-Off Switch
338A270 Hi-Temp. Switch Wiring Harness

15JC-9R/3742J

Generator - 15JC9N1C
Control - Code 27 (W.D.612C1479)
Code 212 (W.D.625A423)
Engine - Spec J

*143B243 Carburetor (Gas)
134D1602 Air Outlet Duct
309P162 Hi-Temp. Cut-Off Switch
338A270 Hi-Temp. Switch Wiring Harness

15JC-9R/4798L

Generator - 15JC9N1C
Control - Code 154 (W.D.612C2694)
Code 212 (W.D.625A423)
Engine - Spec L

*134D1711 Air Shutter Assy.

15JC-9RV/13L

Generator - 15JC9N1C
Control - Code 99 (W.D.612C2242)
Code 212 (W.D.625A423)
Engine - Spec L

Vacu-Flo Cooled
*143B318 Carburetor (Gas)

15JC-99E/4458L

Generator - 15JC/139
231B109 Generator Adapter
Control - Code 113 (W.D.612C2317)
Code 212 (W.D.625A423)
Engine - Spec L

*143B318 Carburetor (Gas)
102C559 Oil Base Extension
120B638 Oil Pickup Assy.
120A602 Oil Pickup Bracket
123A830 Oil Level Indicator & Cap Assy.
402C281 Engine - Generator Stabilizer Bar

15JC-99R/2713K

Generator - 15JC/96
Control - Code 80 (W.D.612C2013)
Code 199 (W.D.615B269)
Code 215 (W.D.625C496)
Engine - Spec K

15JC-99R/2713L

Generator - 15JC/96
Control - Code 117 (W.D.612C2344)
Code 199 (W.D.615B269)
Code 215 (W.D.625C496)
Engine - Spec L

* Refer to Accessory Section for Component Parts.

MODEL DATA SECTION

15JC-99R/3355G

Generator - 15JC/47
Control - Code 12 (W.D.612C1252)
Code 212 (W.D.625A423)
Engine - Spec G

15JC-99R/3422H

Generator - 15JC/53
Control - Code 53 (W.D.612C1736)
Code 195 (W.D.615B255)
Code 212 (W.D.625A423)
Engine - Spec H
*143B229 Carburetor (Gas-Gaso)

15JC-99R/3422J

Generator - 15JC/53
Control - Code 53 (W.D.612C1736)
Code 195 (W.D.615B255)
Code 212 (W.D.625A423)
Engine - Spec J
*143B229 Carburetor (Gas-Gaso)

15JC-99R/3452H

Generator - 15JC/56
Control - Code 25 (W.D.612C1477)
Code 212 (W.D.625A423)
Engine - Spec H
*143B229 Carburetor (Gas-Gaso)

15JC-99R/3452J

Generator - 15JC/56
Control - Code 25 (W.D.612C1477)
Code 212 (W.D.625A423)
Engine - Spec J
*143B229 Carburetor (Gas-Gaso)

15JC-99R/3452K

Generator - 15JC/56
Control - Code 25 (W.D.612C1477)
Code 212 (W.D.625A423)
Engine - Spec K
*143B229 Carburetor (Gas-Gaso)

15JC-99R/3452L

Generator - 15JC/56
Control - Code 101 (W.D.612C2244)
Code 212 (W.D.625A423)
Engine - Spec L
*143B307 Carburetor (Gas-Gaso)

15JC-99R/3718J

Generator - 15JC/78
Control - Code 74 (W.D.612C1925)
Code 197 (W.D.615B264)
Code 215 (W.D.625C496)
Engine - Spec J
*140K661 Carb. Air Heater Kit
*134D1234 Air Shutter Assy.

15JC-99R/3718L

Generator - 15JC/78
Control - Code 112 (W.D.612C2295)
Code 197 (W.D.615B264)
Code 215 (W.D.625C496)
Engine - Spec L
*140K661 Carb. Air Heater Kit
*134D1234 Air Shutter Assy.

15JC-99R/3758J

Generator - 15JC/78
Control - Code 32 (W.D.612B1543)
Code 74 (W.D.612C1925)
Code 76 (W.D.612B1948)
Code 215 (W.D.625C496)

Engine - Spec J
*159A799 Fuel Tank Assy.
*140K661 Carb. Air Heater Kit
*405A1354 Housing Assy.
405A1361 Housing Panel-Rear End

15JC-99R/3758L

Generator - 15JC/78
Control - Code 32 (W.D.612B1543)
Code 76 (W.D.612B1948)
Code 112 (W.D.612C2295)
Code 215 (W.D.625C496)

Engine - Spec L
*159A799 Fuel Tank Assy.
*140K893 Carb. Air Heater Kit
*405A1354 Housing Assy.
405A1361 Housing Panel-Rear End

15JC-99R/3897K

Generator - 15JC/78
Control - Code 74 (W.D.612C1925)
Code 198 (W.D.615B268)
Code 215 (W.D.625C496)

Engine - Spec K
149A916 Fuel Pump

15JC-99R/3897L

Generator - 15JC/78
Control - Code 112 (W.D.612C2295)
Code 198 (W.D.615B268)
Code 215 (W.D.625C496)

Engine - Spec L
149A916 Fuel Pump

15JC-99R/3917K

Generator - 15JC/96
Control - Code 74 (W.D.612C1925)
Code 199 (W.D.615B269)

Engine - Spec K
*143B229 Carburetor (Gas-Gaso)

15JC-99R/4156K

Generator - 15JC/78
Control - Code 32 (W.D.612B1543)
Code 74 (W.D.612C1925)
Code 92 (W.D.612B2159)
Code 215 (W.D.625C496)

15JC-99R/4156K (cont.)

Engine - Spec K
*159A799 Fuel Tank Assy.
*140K661 Carb. Air Heater Kit
*405A1424 Housing Assy.

15JC-99R/4225K

Generator - 15JC/96
Control - Code 32 (W.D.612B1543)
Code 80 (W.D.612C2013)
Code 93 (W.D.612B2185)
Code 212 (W.D.625A423)
Engine - Spec K
*159A799 Fuel Tank Assy.
*405A1422 Housing Assy.

15JC-99R/4278L

Generator - 15JC/127
Control - Code 105 (W.D.612C2255)
Code 212 (W.D.625A423)
Engine - Spec L
*159B760 Reservoir Tank Assy.
*134D1234 Air Shutter Assy.

15JC-99R/4581L

Generator - 15JC/156
Control - Code 120 (W.D.612C2400)
Code 202 (W.D.615B282)
Code 208 (W.D.625A23)
Code 215 (W.D.625C496)

Engine - Spec L
*140K661 Carb. Air Heater Kit
*134D1234 Air Shutter Assy.
149A916 Fuel Pump
102B549 Oil Base
333B102 Oil Base Heater
333B88 Heater Box
333A87 Heater Box Cover
508A100 Heater Box Grommet
309A168 Heater Thermostat

15JC-99R/4820L

Generator - 15JC/96
Control - Code 32 (W.D.612B1543)
Code 112 (W.D.612C2295)
Code 129 (W.D.612C2449)
Code 212 (W.D.625A423)
Engine - Spec L
*159A799 Fuel Tank Assy.
*405A1424 Housing Assy.

15JC-99R/4883L

Generator - 15JC/96
Control - Code 32 (W.D.612B1543)
Code 93 (W.D.612B2185)
Code 117 (W.D.612C2344)
Code 212 (W.D.625A423)

Engine - Spec L
*159A799 Fuel Tank Assy.
*140K661 Carb. Air Heater Assy.
*405A1422 Housing Assy.

15JC-99R/4905L

Generator - 15JC/167
Control - Code 132 (W.D.612C2489)
Code 212 (W.D.625A423)
Engine - Spec L
*134D1711 Air Shutter Assy.



MODEL DATA SECTION

15JC-99R/4906L

Generator - 15JC/96
Control - Code 32 (W.D.612B1543)
Code 93 (W.D.612B2185)
Code 117 (W.D.612C2344)
Code 212 (W.D.625A423)

Engine - Spec L
*159A799 Fuel Tank Assy.
*140K661 Carb. Air Heater Kit
*405A1422 Housing Assy.

15JC-99R/5025L

Generator - 15JC/78
Control - Code 32 (W.D.612B1543)
Code 76 (W.D.612B1948)
Code 112 (W.D.612C2295)
Code 215 (W.D.625C496)

Engine - Spec L
*159A799 Fuel Tank Assy.
*140K661 Carb. Air Heater Kit
*405A1424 Housing Assy.
405A1361 Housing Panel-Rear End

15JC-99R/5089L

Generator - 15JC/156
Control - Code 120 (W.D.612C2400)
Code 202 (W.D.615B282)
Code 208 (W.D.625A23)
Code 215 (W.D.625C496)

Engine - Spec L
*140K893 Carb. Air Heater Assy.
134D1602 Air Outlet Duct
149A916 Fuel Pump
102B549 Oil Base
333B102 Oil Base Heater
333B88 Heater Box
333A87 Heater Box Cover
508A100 Heater Box Grommet
309A168 Heat Thermostat
309P196 Hi-Temp. Cut-Off Switch
309A195 Hi-Temp. Switch Bracket
508A126 Hi-Temp. Switch Insulating Washer
508A127 Hi-Temp. Switch Insulating Bushing
332A876 Hi-Temp. Switch Terminal

15JC-99R/5107L

Generator - 15JC/180
Control - Code 101 (W.D.612C2244)
Code 212 (W.D.625A423)
Engine - Spec L
*143B318 Carburetor (Gas)
112A106 Piston & Pin Assy. (4)
*134D1613 Air Shutter Assy.

15JC-99R/5129L

Generator - 15JC/78
Control - Code 112 (W.D.612C2295)
Code 202 (W.D.615B282)
Code 215 (W.D.625C496)
Engine - Spec L
149A916 Fuel Pump

15JC-99R/5146L

Generator - 15JC/78
Control - Code 32 (W.D.612B1543)
Code 92 (W.D.612B2159)
Code 112 (W.D.612C2295)
Code 215 (W.D.625C496)

Engine - Spec L
*159A799 Fuel Tank Assy.
*140K893 Carb. Air Heater Kit
*405A1424 Housing Assy.
410C207 Trailer

15JC-99R/5175L

Generator - 15JC/96
Control - Code 32 (W.D.612B1543)
Code 112 (W.D.612C2295)
Code 129 (W.D.612C2449)
Code 212 (W.D.625A423)

Engine - Spec L
*159A799 Fuel Tank Assy.
*405A1424 Housing Assy.

15JC-4R/2785G

Generator - 15JC4N1C
Control - Code (W.D.612C1477)
Code (W.D.615B221)
Code (W.D.625A423)

Engine - Spec G
134D1602 Air Outlet Duct
309P162 Hi-Temp. Cut-Off Switch
338A270 Hi-Temp. Switch
Wiring Harness
*143B229 Carburetor (Gas-Gaso.)

10JC-52R/7043R

Generator - 8JC/351
Control - Code 162 (W.D.612C2738)
Code 222 (W.D.625A633)

Engine - Spec R
*140K893 Carb. Air Heater Kit
*159B760 Reservoir Tank Assy
134D1805 Air Outlet Duct
309P196 Hi-Temp. Cut-Off Switch
309A195 Hi-Temp. Switch Bracket
508A126 Hi-Temp. Switch Insulating Washer
508A127 Hi-Temp. Switch Insulating Bushing
332A876 Hi-Temp. Switch Terminal

10JC-53R17/1P

Generator - 12.5JC53N4C
Control - Code 147 (W.D.612C2655)
Code 222 (W.D.625A633)

Engine - Spec P
*140K893 Carb. Air Heater Kit
*143D1810 Air Shutter Assy.

10JC-53RV/1P

Generator - 10JC53N4C
Control - Code 147 (W.D.612C2655)
Code 222 (W.D.625A633)

Engine - Spec P
Vacu-Flo Cooled
*140K892 Carb. Air Heater Kit

10JC-53RV/96R

Generator - 8JC53N4C
Control - Code 148 (W.D.612C2656)
Code 222 (W.D.625A633)

Engine - Spec R
Vacu-Flo Cooled
*140K892 Carb. Air Heater Kit

12JC-1R31/1R

Generator - 10JC3N4C
Control - Code 257 (W.D.612C3076)
Code 221 (W.D.625A632)

Engine - Spec R
*141D725 Carburetor (Gas)
307P312 Supply Line Fuel Solenoid Valve - Electric
149P558 Supply Line Fuel Strainer

12JC-1R131/1R

Generator - 10JC3N4C
Control - Code 257 (W.D.612C3076)
Code 221 (W.D.625A632)


Engine - Spec R
*141D725 Carburetor (Gas)
307B845 Start Solenoid
306A195 Start Solenoid Bracket
338A470 Starter to Solenoid Harness
307P312 Supply Line Fuel Solenoid Valve - Electric
149P558 Supply Line Fuel Strainer

12JC-1R31/6065P

Generator - 10JC3N4C
Control - Code 121 (W.D.612C2402)
Code 221 (W.D.625A632)

Engine - Spec P
*143B318 Carburetor (Gas)
104B477 Crankshaft
134B1446 Flywheel & Hub
134B1486 Flywheel Only
307P312 Supply Line Fuel Solenoid Valve - Electric

* Refer to Accessory Section for Component Parts.



MODEL DATA SECTION

2

12JC-1R31/6065P (Cont.)

149P558 Supply Line Fuel Strainer
 *191B453 Starter Motor - Incl. Gear
 336A1199 Starter to Solenoid Lead
 191A457 Idler Gear Assy.
 191A354 Crankshaft Gear & Clutch
 191A342 Idler Gear Base & Shaft
 518-196 Idler Gear Retaining Ring
 526-175 Idler Gear Thrust Washer
 307B845 Start Solenoid
 306A195 Start Solenoid Bracket
 103C252 Gear Cover Assy.
 103C231 Gear Cover Gasket
 103D225 Gear Cover Backplate
 338B366 Solenoid to Control Wiring Harness
 338B336 Starter-Disconnect Switch to Control Wiring Harness

12JC-1RV31/1P

Generator - 10JC3N4C
 Control - Code 121 (W.D.612C2402)
 Code 221 (W.D.625A632)
 Engine - Spec P
 Vacu-Flo Cooled
 *143B318 Carburetor (Gas)
 104B477 Crankshaft
 112A106 Piston & Pin Assy. (4)
 307B845 Start Solenoid
 306A195 Start Solenoid Bracket
 336A1199 Starter to Solenoid Lead
 *191B453 Starter Motor - Incl. Gear
 191A457 Idler Gear Assy.
 191A354 Crankshaft Gear & Clutch
 191A342 Idler Gear Base & Shaft
 518-196 Idler Gear Retaining Ring
 526-175 Idler Gear Thrust Washer
 103C252 Gear Cover Assy.
 103B231 Gear Cover Gasket
 103D225 Gear Cover Backplate
 307P312 Supply Line Fuel Solenoid Valve - Electric
 149P558 Supply Line Fuel Strainer
 338B366 Solenoid to Control Wiring Harness
 338B336 Starter-Disconnect Switch to Control Wiring Harness

12JC-1RV31/1R

Generator - 10JC3N4C
 Control - Code 257 (W.D.612C3076)
 Code 221 (W.D.625A632)
 Engine - Spec R
 Vacu-Flo Cooled
 *141D725 Carburetor (Gas)
 307B845 Start Solenoid
 306A195 Start Solenoid Bracket
 307P312 Supply Line Fuel Solenoid Valve - Electric
 149P558 Supply Line Fuel Strainer

12JC-3R/1R

Generator - 10JC3N4C
 Control - Code 147 (W.D.612C2655)
 Code 221 (W.D.625A632)
 Engine - Spec R
 *140K894 Carb. Air Heater Kit

12JC-3R/7R

Generator - 10JC3N4C
 Control - Code 32 (W.D.612B1543)
 Code 147 (W.D.612C2655)
 Code 221 (W.D.625A632)
 Engine - Spec R
 *405A1421 Housing Assy.
 *140K893 Carb. Air Heater Kit

12JC-3R/12R

Generator - 10JC3N4C
 Control - Code 147 (W.D.612C2655)
 Code 221 (W.D.625A632)
 Engine - Spec R
 *141D720 Carburetor (Gas-Gaso)

12JC-3R/13R

Generator - 10JC3N4C
 Control - Code 147 (W.D.612C2655)
 Code 221 (W.D.625A632)
 Engine - Spec R
 *141D720 Carburetor (Gas)

12JC-3R/55R

Generator - 10JC3N4C
 Control - Code 148 (W.D.612C2656)
 Code 221 (W.D.625A632)
 Engine - Spec R
 *141D720 Carburetor (Gas-Gaso)

12JC-3R/96R

Generator - 10JC3N4C
 Control - Code 148 (W.D.612C2656)
 Code 221 (W.D.625A632)
 Engine - Spec R
 *140K894 Carb. Air Heater Kit

12JC-3R17/1R

Generator - 15JC3N4C
 Control - Code 147 (W.D.612C2655)
 Code 221 (W.D.625A632)
 Engine - Spec R
 *140K893 Carb. Air Heater Kit
 *134D1810 Air Shutter Assy.
 309P196 Hi-Temp. Cut-Off Switch
 309A195 Hi-Temp. Switch Bracket
 508A126 Hi-Temp. Switch Insulating Washer
 508A127 Hi-Temp. Switch Insulating Bushing
 332A876 Hi-Temp. Switch Terminal

12JC-3R/211R

Generator - 10JC3N4C
 Control - Code 147 (W.D.612C2655)
 Code 221 (W.D.625A23)
 Code 208 (W.D.625A623)
 Engine - Spec R
 *141D720 Carburetor (Gas-Gaso)
 102B549 Oil Base
 333B102 Oil Base Heater
 333B88 Heater Box
 333A87 Heater Box Cover
 508A100 Heater Box Grommet
 309A168 Heater Thermostat

12JC-3R30/1R

Generator - 10JC3N4C
 Control - Code 221 (W.D.625A632)
 Code 257 (W.D.612C3076)
 Engine - Spec R
 *140K894 Carb. Air Heater Kit
 307B845 Start Solenoid
 306A195 Start Solenoid Bracket
 415K3 Underground Fuel Tank (55 Gal.) Includes Fittings
 415K7 Fuel Line Kit (25 ft. x 5/16") Includes Elbows & Connector

12JC-3R31/1R

Generator - 10JC3N4C
 Control - Code 221 (W.D.625A632)
 Code 257 (W.D.612C3076)
 Engine - Spec R
 *141D725 Carburetor (Gas)
 307B845 Start Solenoid
 306A195 Start Solenoid Bracket
 307P312 Supply Line Fuel Solenoid Valve - Electric
 149P558 Supply Line Fuel Strainer

*Refer to Accessory Section for Component Parts.

MODEL DATA SECTION

12JC-3R/710P

Generator - 10JC3N4C
Control - Code 147 (W.D.612C2655)
Code 174 (W.D.615B199)
Code 221 (W.D.625A632)
Engine - Spec P
*140K894 Carb. Air Heater Kit

12JC-3R/1018P

Generator - 10JC3N4C
Control - Code 32 (W.D.612B1543)
Code 147 (W.D.612C2655)
Code 221 (W.D.625A632)
Engine - Spec P
*143B307 Carburetor (Gas-Gaso)
*405A1421 Housing Assy.

12JC-3R/1018R

Generator - 10JC3N4C
Control - Code 32 (W.D.612B1543)
Code 147 (W.D.612C2655)
Code 221 (W.D.625A632)
Engine - Spec R
*141D720 Carburetor (Gas-Gaso)
*405A1421 Housing Assy.

12JC-3R/1041P

Generator - 10JC3N4C
Control - Code 32 (W.D.612B1543)
Code 147 (W.D.612C2655)
Code 221 (W.D.625A632)
Engine - Spec P
*405A1421 Housing Assy.
*159A799 Fuel Tank Assy.
*140K893 Carb. Air Heater Kit

12JC-3R/1047P

Generator - 10JC3N4C
Control - Code 32 (W.D.612B1543)
Code 59 (W.D.612B1786)
Code 147 (W.D.612C2655)
Code 221 (W.D.625A632)
Engine - Spec P
*143B307 Carburetor (Gas-Gaso)
*405A1422 Housing Assy.

12JC-3R/1081R

Generator - 10JC3N4C
Control - Code 32 (W.D.612B1543)
Code 147 (W.D.612C2655)
Code 221 (W.D.625A632)
Engine - Spec R
*405A1421 Housing Assy.
*159A799 Fuel Tank Assy.
*140K893 Carb. Air Heater Kit

12JC-3R/1167P

Generator - 10JC3N4C
Control - Code 32 (W.D.612B1543)
Code 148 (W.D.612C2656)
Code 208 (W.D.625A23)
Code 221 (W.D.625A632)
Engine - Spec P
*405A1421 Housing Assy.
*159A799 Fuel Tank Assy.
*140K893 Carb. Air Heater Kit
102B549 Oil Base

12JC-3R/1167P (Cont.)

333B102 Oil Base Heater
333B88 Heater Box
333A87 Heater Box Cover
508A100 Heater Box Grommet
309A168 Heater Thermostat

12JC-3R/1282R

Generator - 10JC3N4C
Control - Code 148 (W.D.612C2656)
Code 221 (W.D.625A632)
Engine - Spec R
*141D720 Carburetor (Gas-Gaso)
309P196 Hi-Temp. Cut-Off Switch
309A195 Hi-Temp. Switch Bracket
508A126 Hi-Temp. Switch Insulating Washer
508A127 Hi-Temp. Switch Insulating Bushing
332A876 Hi-Temp. Switch Terminal

12JC-3R131/1R

Generator - 10JC3N4C
Control - Code 221 (W.D.625A632)
Code 257 (W.D.612C3076)
Engine - Spec R
*141D725 Carburetor (Gas)
307B845 Start Solenoid
306A195 Start Solenoid Bracket
307P312 Supply Line Fuel Solenoid Valve - Electric
149P558 Supply Line Fuel Strainer

12JC-3R/1369P

Generator - 10JC3N4C
Control - Code 147 (W.D.612C2655)
Code 185 (W.D.615B232)
Code 221 (W.D.625A632)
Engine - Spec P
*140K894 Carb. Air Heater Kit

12JC-3R/1562P

Generator - 10JC3N4C
Control - Code 147 (W.D.612C2655)
Code 221 (W.D.625A632)
Engine - Spec P
*143B318 Carburetor (Gas)
134D1805 Air Outlet Duct

12JC-3R/1920P

Generator - 10JC3N4C
Control - Code 32 (W.D.612B1543)
Code 148 (W.D.612C2656)
Code 208 (W.D.625A23)
Code 221 (W.D.625A632)
Engine - Spec P
*143B318 Carburetor (Gas)
*405A1421 Housing Assy.
102B549 Oil Base
333B102 Oil Base Heater
333B88 Heater Box

12JC-3R/1920P (Cont.)

333A87 Heater Box Cover
508A100 Heater Box Grommet
309A168 Heater Thermostat

12JC-3R/1920R

Generator - 10JC3N4C
Control - Code 32 (W.D.612B1543)
Code 148 (W.D.612C2656)
Code 208 (W.D.625A23)
Code 221 (W.D.625A632)
Engine - Spec R
*141D725 Carburetor (Gas)
*405A1421 Housing Assy.
102B549 Oil Base
333B102 Oil Base Heater
333B88 Heater Box
333A87 Heater Box Cover
508A100 Heater Box Grommet
309A168 Heater Thermostat

12JC-3R/1982R

Generator - 10JC3N4C
Control - Code 147 (W.D.612C2655)
Code 174 (W.D.615B199)
Code 221 (W.D.625A632)
Engine - Spec R
*141D725 Carburetor (Gas)

12JC-3R/1983R

Generator - 10JC3N4C
Control - Code 148 (W.D.612C2656)
Code 221 (W.D.625A632)
Engine - Spec R
*141D725 Carburetor (Gas)

12JC-3R/2110R

Generator - 10JC3N4C
Control - Code 32 (W.D.612B1543)
Code 147 (W.D.612C2655)
Code 256 (W.D.612A3057)
Code 221 (W.D.625A632)
Engine - Spec R
*405A1422 Housing Assy.
*140K893 Carb. Air Heater Kit
*159A799 Fuel Tank Assy.

12JC-3R/2123P

Generator - 10JC3N4C
Control - Code 32 (W.D.612B1543)
Code 148 (W.D.612C2656)
Code 221 (W.D.625A632)
Engine - Spec P
*405A1421 Housing Assy.
*140K893 Carb. Air Heater Kit
*159A799 Fuel Tank Assy.

12JC-3R/2198R

Generator - 10JC3N4C
Control - Code 148 (W.D.612C2656)
Code 221 (W.D.625A632)
Engine - Spec R
*140K894 Carb. Air Heater Kit
309P196 Hi-Temp. Cut-Off Switch
309A195 Hi-Temp. Switch Bracket
508A126 Hi-Temp. Switch Insulating Washer

* Refer to Accessory Section for Component Parts.

MODEL DATA SECTION

12JC-3R/2198R (Cont.)

508A127 Hi-Temp. Switch Insulating Bushing
332A876 Hi-Temp. Switch Terminal

12JC-3R/2370R

Generator - 10JC3N4C
Control - Code 32 (W.D.612B1543)
Code 35 (W.D.612B1559)
Code 147 (W.D.612C2655)
Code 221 (W.D.625A632)
Engine - Spec R
*405A1422 Housing Assy.
*140K893 Carb. Air Heater Kit
*159A799 Fuel Tank Assy.

12JC-3R/2442R

Generator - 10JC3N4C
Control - Code 147 (W.D.612C2655)
Code 221 (W.D.625A632)
Engine - Spec R
*140D720 Carburetor (Gas-Gaso)
134D1805 Air Outlet Duct

12JC-3R/2468R

Generator - 10JC3N4C
Control - Code 147 (W.D.612C2655)
Code 221 (W.D.625A632)
Engine - Spec R
*140K893 Carb. Air Heater Kit
134D1805 Air Outlet Duct

12JC-3R/2488P

Generator - 10JC3N4C
Control - Code 147 (W.D.612C2655)
Code 174 (W.D.615B199)
Code 221 (W.D.625A632)
Engine - Spec P
*140K893 Carb. Air Heater Kit
134D1805 Air Outlet Duct

12JC-3R/2489R

Generator - 10JC3N4C
Control - Code 148 (W.D.612C2656)
Code 208 (W.D.625A23)
Code 221 (W.D.625A632)
Engine - Spec R
*141D725 Carburetor (Gas)
102B549 Oil Base
333B102 Oil Base Heater
333B88 Heater Box
333A87 Heater Box Cover
508A100 Heater Box Grommet
309A168 Heater Thermostat
309P196 Hi-Temp. Cut-Off Switch
309A195 Hi-Temp. Switch Bracket
508A126 Hi-Temp. Switch Insulating Washer
508A127 Hi-Temp. Switch Insulating Bushing
332A876 Hi-Temp. Switch Terminal

12JC-3R/2539R

Generator - 10JC3N4C
Control - Code 147 (W.D.612C2655)
Code 221 (W.D.625A632)
Engine - Spec R
*141D725 Carburetor (Gas)
134D1805 Air Outlet Duct

12JC-3R/2701R

Generator - 10JC3N4C
Control - Code 148 (W.D.612C2656)
Code 221 (W.D.625A632)
Engine - Spec R
*140K893 Carb. Air Heater Kit
134D1805 Air Outlet Duct
309P196 Hi-Temp. Cut-Off Switch
309A195 Hi-Temp. Switch Bracket
508A126 Hi-Temp. Switch Insulating Washer
508A127 Hi-Temp. Switch Insulating Bushing
332A876 Hi-Temp. Switch Terminal

12JC-3R/2731R

Generator - 10JC3N4C
Control - Code 148 (W.D.612C2656)
Code 221 (W.D.625A632)
Engine - Spec R
*141D720 Carburetor (Gas-Gaso)
134D1805 Air Outlet Duct

12JC-3R/2733P

Generator - 10JC3N4C
Control - Code 147 (W.D.612C2655)
Code 174 (W.D.615B199)
Code 221 (W.D.625A632)
Engine - Spec P
*143B318 Carburetor (Gas)
134D1805 Air Outlet Duct

12JC-3R/2733R

Generator - 10JC3N4C
Control - Code 147 (W.D.612C2655)
Code 174 (W.D.615B199)
Code 221 (W.D.625A632)
Engine - Spec R
*141D725 Carburetor (Gas)
134D1805 Air Outlet Duct

12JC-3R/2896R

Generator - 10JC3N4C
Control - Code 148 (W.D.612C2656)
Code 221 (W.D.625A632)
Engine - Spec R
*141D725 Carburetor (Gas)
309P196 Hi-Temp. Cut-Off Switch
309A195 Hi-Temp. Switch Bracket
508A126 Hi-Temp. Switch Insulating Washer
508A127 Hi-Temp. Switch Insulating Bushing
332A876 Hi-Temp. Switch Terminal

12JC-3R/2897R

Generator - 10JC3N4C
Control - Code 164 (W.D.612C2762)
Code 221 (W.D.625A632)
Engine - Spec R
*140K894 Carb. Air Heater Kit

12JC-3R/2973R

Generator - 10JC3N4C
Control - Code 147 (W.D.612C2655)
Code 221 (W.D.625A632)
Engine - Spec R
*140K894 Carb. Air Heater Kit
*159B830 Reservoir Tank Assy.

12JC-3R/3005R

Generator - 10JC3N4C
Control - Code 147 (W.D.612C2655)
Code 221 (W.D.625A632)
Engine - Spec R
*140K893 Carb. Air Heater Kit
134D1805 Air Outlet Duct
309P196 Hi-Temp. Cut-Off Switch
309A195 Hi-Temp. Switch Bracket
508A126 Hi-Temp. Switch Insulating Washer
508A127 Hi-Temp. Switch Insulating Bushing
332A876 Hi-Temp. Switch Terminal

12JC-3R/3231R

Generator - 10JC3N4C
Control - Code 32 (W.D.612B1543)
Code 148 (W.D.612C2656)
Code 221 (W.D.625A632)
Engine - Spec R
*141D725 Carburetor (Gas)
*405A1421 Housing Assy.
309P196 Hi-Temp. Cut-Off Switch
309A195 Hi-Temp. Switch Bracket
508A126 Hi-Temp. Switch Insulating Washer
508A127 Hi-Temp. Switch Insulating Bushing
332A876 Hi-Temp. Switch Terminal

12JC-3R/3399P

Generator - 10JC3N4C
Control - Code 147 (W.D.612C2655)
Code 221 (W.D.625A632)
Engine - Spec P
*134D1613 Air Shutter Assy.
*140K894 Carb. Air Heater Assy.

* Refer to Accessory Section for Component Parts.

MODEL DATA SECTION

103

12JC-3R/3404R

Generator - 10JC3N4C

Control - Code 147 (W.D.612C2655)
Code 185 (W.D.615A232)
Code 221 (W.D.625A632)

Engine - Spec R

*141D720 Carburetor (Gas-Gaso)
134D1805 Air Outlet Duct

12JC-3R/3506P

Generator - 10JC3N4C

Control - Code 32 (W.D.612B1543)
Code 33 (W.D.612B1548)
Code 147 (W.D. 612C2655)
Code 221 (W.D.625A632)

Engine - Spec P

*405A1422 Housing Assy.
*140K893 Carb. Air Heater Kit

12JC-3R/3518P

Generator - 10JC3N4C

Control - Code 147 (W.D.612C2655)
Code 221 (W.D.625A632)

Engine - Spec P

*143B318 Carburetor (Gas)
*134D1613 Air Shutter Assy.

12JC-3R/3742P

Generator - 10JC3N4C

Control - Code 148 (W.D.612C2656)
Code 221 (W.D.625A632)

Engine - Spec P

*143B318 Carburetor (Gas)
134D1805 Air Outlet Duct
309P196 Hi-Temp. Cut-Off
Switch
309A195 Hi-Temp. Switch Bracket
508A126 Hi-Temp. Switch Insula-
ting Washer
508A127 Hi-Temp. Switch Insula-
ting Bushing
332A876 Hi-Temp. Switch Termi-
nal

12JC-3R/3742R

Generator - 10JC3N4C

Control - Code 148 (W.D.612C2656)
Code 221 (W.D.625A632)

Engine - Spec R

*141D725 Carburetor (Gas)
134D1805 Air Outlet Duct
309P196 Hi-Temp. Cut-Off
Switch
309A195 Hi-Temp. Switch Bracket
508A126 Hi-Temp. Switch Insula-
ting Washer
508A127 Hi-Temp. Switch Insula-
ting Bushing
332A876 Hi-Temp. Switch Termi-
nal

12JC-3R/3852P

Generator - 10JC3N4C

Control - Code 32 (W.D.612B1543)
Code 35 (W.D.612B1559)
Code 148 (W.D.612C2656)
Code 221 (W.D.625A632)

12JC-3R/3852P (Cont.)

Engine - Spec P

*405A1422 Housing Assy.
*140K893 Carb. Air Heater Kit
*159A799 Fuel Tank Assy.

12JC-3R/3909P

Generator - 10JC3N4C

Control - Code 147 (W.D.612C2655)
Code 208 (W.D.625A23)
Code 221 (W.D.625A632)

Engine - Spec P

*143B307 Carburetor (Gas-Gaso)
*134D1613 Air Shutter Assy.
102B549 Oil Base
333B102 Oil Base Heater
333B88 Heater Box
333B87 Heater Box Cover
508A100 Heater Box Grommet
309A168 Heater Thermostat

12JC-3R/4283P

Generator - 10JC3N4C

Control - Code 32 (W.D.612B1543)
Code 147 (W.D.612C2655)
Code 221 (W.D.625A632)

Engine - Spec P

*405A1421 Housing Assy.
*159B760 Reservoir Tank Assy.
*140K893 Carb. Air Heater Kit

12JC-3R/4283R

Generator - 10JC3N4C

Control - Code 32 (W.D.612B1543)
Code 147 (W.D.612C2655)
Code 221 (W.D.625A632)

Engine - Spec R

*405A1421 Housing Assy.
*159B760 Reservoir Tank Assy.
*140K893 Carb. Air Heater Kit

12JC-3R/4480R

Generator - 10JC3N4C

Control - Code 148 (W.D.612C2656)
Code 185 (W.D.615B232)
Code 208 (W.D.625A23)
Code 221 (W.D.625A632)

Engine - Spec R

*141D725 Carburetor (Gas)
134D1805 Air Outlet Duct
309P196 Hi-Temp. Cut-Off
Switch
309A195 Hi-Temp. Switch
Bracket
508A126 Hi-Temp. Switch
Insulating Washer
508A127 Hi-Temp. Switch
Insulating Bushing
332A876 Hi-Temp. Switch
Terminal
102B549 Oil Base
333B102 Oil Base Heater
333B88 Heater Box
333A87 Heater Box Cover
508A100 Heater Box Grommet
309A168 Heater Thermostat

12JC-3R/4509R

Generator - 10JC3N4C

Control - Code 148 (W.D.612C2656)
Code 221 (W.D.625A632)

Engine - Spec R

*141D725 Carburetor (Gas)
403B661 Skid Base
416A501 Battery Bracket (2)
416B502 Battery Hold-down
Frame
520A490 Battery Hold-down
Stud (2)
416A133 Battery Jumper Cable

12JC-3R/4972P

Generator - 10JC/246

333P59 Space Heater 120V
309P128 Space Heater Thermostat
332A333 Space Heater Terminal
Block (when used)
332A499 Space Heater Block
Marker Strip (when
used)

Control - Code 148 (W.D.612C2656)
Code 185 (W.D.615B232)
Code 221 (W.D.625A632)

Engine - Spec P

*140K893 Carb. Air Heater Kit
134D1805 Air Outlet Duct

12JC-3R/5020P

Generator - 10JC3N4C

Control - Code 32 (W.D.612B1543)
Code 147 (W.D.612C2655)
Code 208 (W.D.625A23)
Code 221 (W.D.625A632)

Engine - Spec P

*143B318 Carburetor (Gas)
*405A1421 Housing Assy.
*134D1613 Air Shutter Assy.
102B549 Oil Base
333B102 Oil Base Heater
333B88 Heater Box
333A87 Heater Box Cover
508A100 Heater Box Grommet
309A168 Heater Thermostat

12JC-3R/5063R

Generator - 10JC3N4C

Control - Code 147 (W.D.612C2655)
Code 208 (W.D.625A23)
Code 221 (W.D.625A632)

Engine - Spec R

*141D725 Carburetor (Gas)
134D1805 Air Outlet Duct
102B549 Oil Base
333B102 Oil Base Heater
333B88 Heater Box
333A87 Heater Box Cover
508A100 Heater Box Grommet
309A168 Heater Thermostat

* Refer to Accessory Section for Component Parts.

MODEL DATA SECTION

12JC-3R/5119R

Generator - 10JC3N4C

Control - Code 148 (W.D.612C2656)
Code 173 (W.D.615B198)
Code 208 (W.D.625A23)
Code 221 (W.D.625A632)

Engine - Spec R

*141D720 Carburetor (Gas-Gaso)
309P196 Hi-Temp. Cut-Off Switch
309A195 Hi-Temp. Switch Bracket
508A126 Hi-Temp. Switch Insulating Washer
508A127 Hi-Temp. Switch Insulating Bushing
332A876 Hi-Temp. Switch Terminal
102B549 Oil Base
332B102 Oil Base Heater
333B88 Heater Box
333B87 Heater Box Cover
508A100 Heater Box Grommet
309A168 Heater Thermostat

12JC-3R/5532R

Generator - 10JC3N4C

Control - Code 148 (W.D.612C2656)
Code 174 (W.D.615B199)
Code 221 (W.D.625A632)

Engine - Spec R

*140K893 Carb. Air Heater Kit
*159B760 Reservoir Tank Assy.
134D1805 Air Outlet Duct

12JC-3R/5533P

Generator - 10JC3N4C

Control - Code 148 (W.D.612C2656)
Code 173 (W.D.615B198)
Code 221 (W.D.625A632)

Engine - Spec P

*143B307 Carburetor (Gas-Gaso)
*134D1613 Air Shutter Assy.

12JC-3R/5545P

Generator - 10JC/216

Control - Code 162 (W.D.612C2738)
Code 174 (W.D.615B199)
Code 221 (W.D.625A632)

Engine - Spec P

*143B318 Carburetor (Gas)
309P196 Hi-Temp. Cut-Off Switch
309A195 Hi-Temp. Switch Bracket
508A126 Hi-Temp. Switch Insulating Washer
508A127 Hi-Temp. Switch Insulating Bushing
332A876 Hi-Temp. Switch Terminal

12JC-3R/5557P

Generator - 10JC3N4C

Control - Code 158 (W.D.612C2734)
Code 173 (W.D.615B198)
Code 221 (W.D.625A632)

Engine - Spec P

*143B318 Carburetor (Gas)
309P206 Hi-Temp. Cut-Off Switch
309A195 Hi-Temp. Switch Bracket
508A126 Hi-Temp. Switch Insulating Washer

12JC-3R/5557P (Cont.)

508A127 Hi-Temp. Switch
Insulating Bushing
332A876 Hi-Temp. Switch
Terminal

12JC-3R/5606R

Generator - 10JC3N4C

Control - Code 32 (W.D.612B1543)
Code 35 (W.D.612C1559)
Code 147 (W.D.612C2655)
Code 221 (W.D.625A632)

Engine - Spec R

*141D725 Carburetor (Gas)
*405A1724 Housing Assy.
155P360 Muffler
140A78 Muffler Mtg. Band
(2)
155A949 Flex. Exhaust Tube

12JC-3R/5764R

Generator - 10JC3N4C

Control - Code 148 (W.D.612C2656)
Code 221 (W.D.625A632)

Engine - Spec R

140P721 Air Cleaner
140P645 Air Cleaner Adapter
140A647 Air Cleaner Adapter
(Incl. Nylon Tube)
140P722 Air Cleaner Band
(2)
140B720 Air Cleaner Mtg.
Bracket
503P419 Air Cleaner Elbow-
Rubber
503P365 Air Cleaner Hose
Clamp (3)
140A852 Air Cleaner Hose
Support
140B740 Air Cleaner Air
Inlet Tube
503-330 Air Cleaner Hose
140P723 Carb. Air Pre-
Cleaner
155B824 Muffler
309P196 Hi-Temp. Cut-Off
Switch
309A195 Hi-Temp. Switch
Bracket
508A126 Hi-Temp. Switch
Insulating Washer
508A127 Hi-Temp. Switch
Insulating Bushing
332A876 Hi-Temp. Switch
Terminal

12JC-3R/5773P

Generator - 10JC3N4C

Control - Code 32 (W.D.612B1543)
Code 147 (W.D.612C2655)
Code 208 (W.D.625A23)
Code 221 (W.D.625A632)

Engine - Spec P

*143B307 Carburetor (Gas-
Gaso)
*405A1423 Housing Assy.
102B549 Oil Base

12JC-3R/5773P (Cont.)

33B102 Oil Base Heater
333B88 Heater Box
333A87 Heater Box Cover
508A100 Heater Box Grommet
309A168 Heater Thermostat

12JC-3R/5783P

Generator - 10JC/216

Control - Code 162 (W.D.612C2738)
Code 173 (W.D.615B198)
Code 208 (W.D.625A23)
Code 221 (W.D.625A32)

Engine - Spec P

*143B307 Carburetor (Gas-Gaso)
134D1805 Air Outlet Duct
309P196 Hi-Temp. Cut-Off
Switch
309A195 Hi-Temp. Switch
Bracket
508A126 Hi-Temp. Switch
Insulating Washer
508A127 Hi-Temp. Switch
Insulating Bushing
332A876 Hi-Temp. Switch
Terminal
102B549 Oil Base
333B102 Oil Base Heater
333B88 Heater Box
333B87 Heater Box Cover
508A100 Heater Box Grommet
309A168 Heater Thermostat

12JC-3R/5802P

Generator - 10JC3N4C

Control - Code 148 (W.D.612C2656)
Code 191 (W.D.615B244)
Code 221 (W.D.625A632)

Engine - Spec P

*143B318 Carburetor (Gas)
309P196 Hi-Temp. Cut-Off
Switch
309A195 Hi-Temp. Switch
Bracket
508A126 Hi-Temp. Switch
Insulating Washer
508A127 Hi-Temp. Switch
Insulating Bushing
332A876 Hi-Temp. Switch
Terminal
403B661 Skid Base
416A501 Battery Bracket (2)
416B502 Battery Hold-down
Frame
520A490 Battery Hold-down
Stud (2)
416B522 Battery Support Plate
416A133 Battery Jumper Cable

12JC-3R/5860P

Generator - 10JC3N4C

Control - Code 32 (W.D.612B1543)
Code 33 (W.D.612B1548)
Code 147 (W.D.612C2655)
Code 208 (W.D.625A23)
Code 221 (W.D.625A32)

* Refer to Accessory Section for Component Parts.

MODEL DATA SECTION

105

12JC-3R/5860P (Cont.)

Engine - Spec P
 *143B818 Carburetor (Gas)
 *405A1421 Housing Assy.
 102B549 Oil Base
 333B102 Oil Base Heater
 333B88 Heater Box
 333A87 Heater Box Cover
 508A100 Heater Box Grommet
 309A168 Heater Thermostat

12JC-3R/5875P

Generator - 10JC/216
 Control - Code 32 (W.D.612B1543)
 Code 33 (W.D.612B1548)
 Code 162 (W.D.612C2738)
 Code 221 (W.D.625A632)
 Engine - Spec P
 *405A1424 Housing Assy.
 *159B760 Reservoir Tank Assy.
 *140K893 Carb. Air Heater Kit

12JC-3R/6006P

Generator - 10JC3N4C
 Control - Code 32 (W.D.612B1543)
 Code 35 (W.D.612B1559)
 Code 147 (W.D.612C2655)
 Code 221 (W.D.625A632)
 Engine - Spec P
 *405A1424 Housing Assy.
 *140K893 Carb. Air Heater Kit

12JC-3R/6068P

Generator - 10JC3N4C
 Control - Code 32 (W.D.612B1543)
 Code 35 (W.D.612B1559)
 Code 148 (W.D.612C2656)
 Code 221 (W.D.625A632)
 Engine - Spec P
 *405A1424 Housing Assy. - NOTE:
 Uses #134D1810 Air
 Shutter Assy.
 *159A799 Fuel Tank Assy.
 *140K893 Carb. Air Heater Kit
 309P196 Hi-Temp. Cut-Off Switch
 309A195 Hi-Temp. Switch Bracket
 508A126 Hi-Temp. Switch Insula-
 ting Washer
 508A127 Hi-Temp. Switch Insula-
 ting Bushing
 332A876 Hi-Temp. Switch Termi-
 nal

12JC-3R/6068R

Generator - 10JC3N4C
 Control - Code 32 (W.D.612B1543)
 Code 35 (W.D.612B1559)
 Code 148 (W.D.612C2656)
 Code 221 (W.D.625A632)
 Engine - Spec R
 *405A1424 Housing Assy. - NOTE:
 Uses #134D1810 Air
 Shutter Assy.
 *159A799 Fuel Tank Assy.
 *140K893 Carb. Air Heater Assy.
 309P196 Hi-Temp. Cut-Off Switch
 309A195 Hi-Temp. Switch Bracket

12JC-3R/6068R (Cont.)

508A126 Hi-Temp. Switch
 Insulating Washer
 508A127 Hi-Temp. Switch
 Insulating Bushing
 332A876 Hi-Temp. Switch
 Terminal

12JC-3R/6069P

Generator - 10JC3N4C
 Control - Code 32 (W.D.612B1543)
 Code 148 (W.D.612C2656)
 Code 221 (W.D.625A632)
 Engine - Spec P
 *143B307 Carburetor (Gas-Gaso)
 *405A1423 Housing Assy. -
 NOTE: Uses
 #134D1810 Air
 Shutter Assy.
 *159B830 Reservoir Tank Assy.
 309P196 Hi-Temp. Cut-Off
 Switch
 309A195 Hi-Temp. Switch
 Bracket
 508A126 Hi-Temp. Switch
 Insulating Washer
 508A127 Hi-Temp. Switch
 Insulating Bushing
 332A876 Hi-Temp. Switch
 Terminal

12JC-3R/6074R

Generator - 10JC3N4C
 Control - Code 148 (W.D.612C2656)
 Code 221 (W.D.625A632)
 Engine - Spec R
 *141D720 Carburetor (Gas-Gaso)
 *134D1810 Air Shutter Assy.
 309P196 Hi-Temp. Cut-Off
 Switch
 309A195 Hi-Temp. Switch
 Bracket
 508A126 Hi-Temp. Switch
 Insulating Washer
 508A127 Hi-Temp. Switch
 Insulating Bushing
 332A876 Hi-Temp. Switch
 Terminal

12JC-3R/6076P

Generator - 10JC3N4C
 Control - Code 32 (W.D.612B1543)
 Code 147 (W.D.612C2655)
 Code 221 (W.D.625A632)
 Engine - Spec P
 *143B307 Carburetor (Gas-
 Gaso)
 *405A1423 Housing Assy. -
 NOTE: Uses
 #134D1810 Air
 Shutter Assy.
 309P196 Hi-Temp. Cut-Off
 Switch
 309A195 Hi-Temp. Switch
 Bracket
 508A126 Hi-Temp. Switch
 Insulating Washer

12JC-3R/6076P (Cont.)

508A127 Hi-Temp. Switch
 Insulating Bushing
 332A876 Hi-Temp. Switch
 Terminal

12JC-3R/6067R

Generator - 10JC3N4C
 Control - Code 32 (W.D.612B1543)
 Code 147 (W.D.612C2655)
 Code 221 (W.D.625A632)
 Engine - Spec R
 *141D720 Carburetor (Gas-Gaso)
 *405A1423 Housing Assy. - NOTE:
 Uses #134D1810
 Air Shutter Assy.
 309P196 Hi-Temp. Cut-Off
 Switch
 309A195 Hi-Temp. Switch
 Bracket
 508A126 Hi-Temp. Switch
 Insulating Washer
 508A127 Hi-Temp. Switch
 Insulating Bushing
 332A876 Hi-Temp. Switch
 Terminal

12JC-3R/6101R

Generator - 10JC3N4C
 Control - Code 32 (W.D.612B1543)
 Code 147 (W.D.612C2655)
 Code 221 (W.D.625A632)
 Engine - Spec R
 *140K893 Carb. Air Heater Kit
 *405A1421 Housing Assy.
 *159A799 Fuel Tank Assy.
 309P196 Hi-Temp. Cut-Off
 Switch
 309A195 Hi-Temp. Switch
 Bracket
 508A126 Hi-Temp. Switch
 Insulating Washer
 508A127 Hi-Temp. Switch
 Insulating Bushing
 332A876 Hi-Temp. Switch
 Terminal

12JC-3R/6109P

Generator - 10JC3N4C
 Control - Code 148 (W.D.612C2656)
 Code 191 (W.D.615B244)
 Code 221 (W.D.625A632)
 Engine - Spec P
 *140K893 Carb. Air Heater Kit
 134D1805 Air Outlet Duct
 309P196 Hi-Temp. Cut-Off
 Switch
 309A195 Hi-Temp. Switch
 Bracket
 508A126 Hi-Temp. Switch
 Insulating Washer
 508A127 Hi-Temp. Switch
 Insulating Bushing
 332A876 Hi-Temp. Switch
 Terminal

* Refer to Accessory Section for Component Parts.

MODEL DATA SECTION

12JC-3R/6109R

Generator - 10JC3N4C
Control - Code 148 (W.D.612C2656)
Code 191 (W.D.615B244)
Code 221 (W.D.625A632)
Engine - Spec R
*140K893 Carb. Air Heater Kit
134D1805 Air Outlet Duct
309P196 Hi-Temp. Cut-Off Switch
309A195 Hi-Temp. Switch Bracket
508A126 Hi-Temp. Switch Insulating Washer
508A127 Hi-Temp. Switch Insulating Bushing
332A876 Hi-Temp. Switch Bracket

12JC-3R/6132P

Generator - 10JC3N4C
Control - Code 148 (W.D.612C2656)
Code 208 (W.D.625A23)
Code 221 (W.D.625A632)
Engine - Spec P
*143B318 Carburetor (Gas)
*134D1613 Air Shutter Assy.
102B549 Oil Base
333B102 Oil Base Heater
333B88 Heater Box
333A87 Heater Box Cover
508A100 Heater Box Grommet
309A168 Heater Thermostat

12JC-3R/6132R

Generator - 10JC3N4C
Control - Code 148 (W.D.612C2656)
Code 208 (W.D.625A23)
Code 221 (W.D.625A632)
Engine - Spec R
*141D725 Carburetor (Gas)
*134D1810 Air Shutter Assy.
309P196 Hi-Temp. Cut-Off Switch
309A195 Hi-Temp. Switch Bracket
508A126 Hi-Temp. Switch Insulating Washer
508A127 Hi-Temp. Switch Insulating Bushing
332A876 Hi-Temp. Switch Terminal
102B549 Oil Base
333B102 Oil Base Heater
333B88 Heater Box
333A87 Heater Box Cover
508A100 Heater Box Grommet
309A168 Heater Thermostat

12JC-3R/6153R

Generator - 10JC3N4C
Control - Code 148 (W.D.612C2656)
Code 221 (W.D.625A632)
Engine - Spec R
*140K893 Carb. Air Heater Kit
*134D1810 Air Shutter Assy.
309P196 Hi-Temp. Cut-Off Switch
309A195 Hi-Temp. Switch Bracket
508A126 Hi-Temp. Switch Insulating Washer
508A127 Hi-Temp. Switch Insulating Bushing
332A876 Hi-Temp. Switch Terminal

12JC-3R/6164R

Generator - 10JC3N4C
Control - Code 148 (W.D.612C2656)
Code 174 (W.D.615B199)
Code 221 (W.D.625A632)
Engine - Spec R
*141D720 Carburetor (Gas-Gaso)
*134D1810 Air Shutter Assy.
309P196 Hi-Temp. Cut-Off Switch
309A195 Hi-Temp. Switch Bracket
508A126 Hi-Temp. Switch Insulating Washer
508A127 Hi-Temp. Switch Insulating Bushing
332A876 Hi-Temp. Switch Terminal

12JC-3R/6189R

Generator - 10JC3N4C
Control - Code 148 (W.D.612C2656)
Code 221 (W.D.625A632)
Engine - Spec R
*141D725 Carburetor (Gas)
140P721 Air Cleaner
140P645 Air Cleaner Adapter
140P722 Air Cleaner Band (2)
140B720 Air Cleaner Mtg. Bracket
503P419 Air Cleaner Elbow-Rubber
503P365 Air Cleaner Hose Clamp (3)
140A852 Air Cleaner Hose Support
140B740 Air Cleaner Air Inlet Tube
502-330 Air Cleaner Hose
140P723 Carb. Air Pre-Cleaner
309P196 Hi-Temp. Cut-Off Switch
309A195 Hi-Temp. Switch Bracket
508A126 Hi-Temp. Switch Insulating Washer
508A127 Hi-Temp. Switch Insulating Bushing
332A876 Hi-Temp. Switch Terminal

12JC-3R/6218R

Generator - 10JC/216
Control - Code 32 (W.D.612B1543)
Code 33 (W.D.612B1548)
Code 162 (W.D.612C2738)
Code 208 (W.D.625A23)
Code 221 (W.D.625A632)
Engine - Spec R
*405A1424 Housing Assy. - NOTE: Uses #134D1810 Air Shutter Assy.
*140K893 Carb. Air Heater Kit
*159A799 Fuel Tank Assy.

12JC-3R/6218R (Cont.)

102B549 Oil Base
333B102 Oil Base Heater
333B88 Heater Box
333A87 Heater Box Cover
508A100 Heater Box Grommet
309A168 Heater Thermostat
309P196 Hi-Temp. Cut-Off Switch
309A195 Hi-Temp. Switch Bracket
508A126 Hi-Temp. Switch Insulating Washer
508A127 Hi-Temp. Switch Insulating Bushing
332A876 Hi-Temp. Switch Terminal

12JC-3R/6219P

Generator - 10JC3N4C
Control - Code 32 (W.D.612B1543)
Code 148 (W.D.612C2656)
Code 208 (W.D.625A23)
Code 221 (W.D.625A632)
Engine - Spec P
*143B318 Carburetor (Gas)
*405A1423 Housing Assy. - NOTE: Uses #134D1810 Air Shutter Assy.
405A1651 Upper Front Panel (Engine End)
*123K748 Oil Level Maintainer Kit
*140K677 Oil Bath Air Cleaner Kit
102B549 Oil Base
333B102 Oil Base Heater
333B88 Heater Box
333A87 Heater Box Cover
508A100 Heater Box Grommet
309A168 Heater Thermostat
309P196 Hi-Temp. Cut-Off Switch
309A195 Hi-Temp. Switch Bracket
508A126 Hi-Temp. Switch Insulating Washer
508A127 Hi-Temp. Switch Insulating Bushing
332A876 Hi-Temp. Switch Terminal

12JC-3R/6219R

Generator - 10JC3N4C
Control - Code 32 (W.D.612B1543)
Code 148 (W.D.612C2656)
Code 208 (W.D.625A23)
Code 221 (W.D.625A632)
Engine - Spec R
*141D725 Carburetor (Gas)
*405A1423 Housing Assy. - NOTE: Uses #134D1810 Air Shutter Assy.
405A1651 Upper Front Panel (Engine End)
*123K748 Oil Level Maintainer Kit
*140K677 Oil Bath Air Cleaner Kit

* Refer to Accessory Section for Component Parts.

MODEL DATA SECTION

107

12JC-3R/6219R (Cont.)

140A647 Oil Bath Adapter (Incl. Nylon Tube)
102B549 Oil Base
333B102 Oil Base Heater
333B88 Heater Box
333A87 Heater Box Cover
508A100 Heater Box Grommet
309A168 Heater Thermostat
309P196 Hi-Temp. Cut-Off Switch
309A195 Hi-Temp. Switch Bracket
508A126 Hi-Temp. Switch Insulating Washer
508A127 Hi-Temp. Switch Insulating Bushing
332A876 Hi-Temp. Switch Terminal

12JC-3R/6241R

Generator - 10JC/216
Control - Code 162 (W.D.612C2738)
Code 221 (W.D.625A632)
Engine - Spec R
*140K894 Carb. Air Heater Kit
*134D1810 Air Shutter Assy.
309P196 Hi-Temp. Cut-Off Switch
309A195 Hi-Temp. Switch Bracket
508A126 Hi-Temp. Switch Insulating Washer
508A127 Hi-Temp. Switch Insulating Bushing
332A876 Hi-Temp. Switch Terminal

12JC-3R/6251R

Generator - 10JC3N4C
Control - Code 147 (W.D.612C2655)
Code 221 (W.D.625A632)
Engine - Spec R
*140K893 Carb. Air Heater Kit
*134D1810 Air Shutter Assy.
309P196 Hi-Temp. Cut-Off Switch
309A195 Hi-Temp. Switch Bracket
508A126 Hi-Temp. Switch Insulating Washer
508A127 Hi-Temp. Switch Insulating Bushing
332A876 Hi-Temp. Switch Terminal

12JC-3R/6276R

Generator - 10JC3N4C
Control - Code 147 (W.D.612C2655)
Code 221 (W.D.625A632)
Engine - Spec R
*141D725 Carburetor (Gas)
*123K748 Oil Level Maintainer Kit
134D1805 Air Outlet Duct
309P196 Hi-Temp. Cut-Off Switch
309A195 Hi-Temp. Switch Bracket
508A126 Hi-Temp. Switch Insulating Washer
508A127 Hi-Temp. Switch Insulating Bushing
332A876 Hi-Temp. Switch Terminal

12JC-3R/6340R

Generator - 10JC3N4C
Control - Code 32 (W.D.612B1543)
Code 59 (W.D.612B1786)
Code 148 (W.D.612C2656)
Code 221 (W.D.625A632)
Engine - Spec R
*405A1424 Housing Assy. - NOTE:
Uses #134D1810 Air Shutter Assy.
*140K893 Carb. Air Heater Kit
*159A799 Fuel Tank Assy.
309A196 Hi-Temp. Cut-Off Switch
309A195 Hi-Temp. Switch Bracket
508A126 Hi-Temp. Switch Insulating Washer
508A127 Hi-Temp. Switch Insulating Bushing
332A876 Hi-Temp. Switch Terminal

12JC-3R/6362R

Generator - 10JC3N4C
Control - Code 32 (W.D.612B1543)
Code 147 (W.D.612C2655)
Code 208 (W.D.625A23)
Code 221 (W.D.625A632)
Engine - Spec R
*405A1423 Housing Assy. - NOTE:
Uses #134D1810 Air Shutter Assy.
*140K893 Carb. Air Heater Kit
102B549 Oil Base
333B102 Oil Base Heater
333B88 Heater Box
333A87 Heater Box Cover
508A100 Heater Box Grommet
309A168 Heater Thermostat

12JC-3R/6375R

Generator 10JC3N4C
Control - Code 32 (W.D.612B1543)
Code 148 (W.D.612C2656)
Code 221 (W.D.625A632)
Engine - Spec R
*405A1423 Housing Assy. - NOTE:
Uses #134D1810 Air Shutter Assy.
*141D725 Carburetor (Gas)
309P196 Hi-Temp. Cut-Off Switch
309A195 Hi-Temp. Switch Bracket
508A126 Hi-Temp. Switch Insulating Washer
508A127 Hi-Temp. Switch Insulating Bushing
332A876 Hi-Temp. Switch Terminal

12JC-3R/6408R

Generator - 10JC3N4C
Control - Code 148 (W.D.612C2656)
Code 185 (W.D.615B232)
Code 208 (W.D.625A23)
Code 221 (W.D.625A632)
Engine - Spec R
*140K893 Carb. Air Heater Kit
*159B760 Reservoir Tank Assy.
*134D1810 Air Shutter Assy.
309P196 Hi-Temp. Cut-Off Switch
309A195 Hi-Temp. Switch Bracket
508A126 Hi-Temp. Switch Insulating Washer
508A127 Hi-Temp. Switch Insulating Bushing
332A876 Hi-Temp. Switch Terminal
102B549 Oil Base
333B102 Oil Base Heater
333B88 Heater Box
333A87 Heater Box Cover
508A100 Heater Box Grommet
309A168 Heater Thermostat

12JC-3R/6462R

Generator - 10JC3N4C
Control - Code 147 (W.D.612C2655)
Code 208 (W.D.625A23)
Code 221 (W.D.625A632)
Engine - Spec R
*141D725 Carburetor (Gas-Gaso)
*134D1810 Air Shutter Assy.
309P196 Hi-Temp. Cut-Off Switch
309A195 Hi-Temp. Switch Bracket
508A126 Hi-Temp. Switch Insulating Washer
508A127 Hi-Temp. Switch Insulating Bushing
332A876 Hi-Temp. Switch Terminal
102B549 Oil Base
333B102 Oil Base Heater
333B88 Heater Box
333A87 Heater Box Cover
508A100 Heater Box Grommet
309A168 Heater Thermostat

12JC-3R/6483R

Generator - 10JC/216
Control - Code 162 (W.D.612C2738)
Code 208 (W.D.625A23)
Code 221 (W.D.625A632)
Engine - Spec R
*141D725 Carburetor (Gas)
*123K748 Oil Level Maintainer Kit
309P196 Hi-Temp. Cut-Off Switch
309A195 Hi-Temp. Switch Bracket
508A126 Hi-Temp. Switch Insulating Washer
508A127 Hi-Temp. Switch Insulating Bushing
332A876 Hi-Temp. Switch Terminal

* Refer to Accessory Section for Component Parts.

MODEL DATA SECTION

12JC-3R/6483R (Cont.)

102B549 Oil Base
333B102 Oil Base Heater
333B88 Heater Box
333A87 Heater Box Cover
508A100 Heater Box Grommet
309A168 Heater Thermostat

12JC-3R/6492R

Generator - 10JC3N4C
Control - Code 148 (W.D.612C2656)
Code 173 (W.D.615B198)
Code 208 (W.D.625A23)
Code 221 (W.D.625A632)
Engine - Spec R
*141D720 Carburetor (Gas-Gasol)
*123K748 Oil Level Maintainer Kit
309P196 Hi-Temp. Cut-Off Switch
309A195 Hi-Temp. Switch Bracket
508A126 Hi-Temp. Switch Insulating Washer
508A127 Hi-Temp. Switch Insulating Bushing
332A876 Hi-Temp. Switch Terminal
102B549 Oil Base
333B102 Oil Base Heater
333B88 Heater Box
333A87 Heater Box Cover
508A100 Heater Box Grommet
309A168 Heater Thermostat

12JC-3R/6667R

Generator - 10JC3N4C
Control - Code 32 (W.D.612B1543)
Code 59 (W.D.612B1786)
Code 147 (W.D.612C2655)
Code 208 (W.D.625A23)
Code 221 (W.D.625A632)
Engine - Spec R
*405A1424 Housing Assy. - NOTE:
Uses #134D1810 Air Shutter Assy.
*140K893 Carb. Air Heater Assy.
*159A799 Fuel Tank Assy.
102B549 Oil Base
333B102 Oil Base Heater
333B88 Heater Box
333A87 Heater Box Cover
508A100 Heater Box Grommet
309A168 Heater Thermostat

12JC-3R/6711R

Generator - 10JC3N4C
Control - Code 32 (W.D.612B1543)
Code 33 (W.D.612B1548)
Code 148 (W.D.612C2656)
Code 221 (W.D.625A632)
Engine - Spec R
*405A1422 Housing Assy.
*140K893 Carb. Air Heater Assy.
*159A799 Fuel Tank Assy.
309P196 Hi-Temp. Cut-Off Switch
309A195 Hi-Temp. Switch Bracket
508A126 Hi-Temp. Switch Insulating Washer

12JC-3R/6711R (Cont.)

508A127 Hi-Temp. Switch
Insulating Bushing
332A876 Hi-Temp. Switch
Terminal

12JC-3R/6719R

Generator - 10JC3N4C
Control - Code 32 (W.D.612B1543)
Code 148 (W.D.612C2656)
Code 208 (W.D.625A23)
Code 221 (W.D.625A632)
Engine - Spec R
*141D720 Carburetor (Gas-Gasol)
*405A1423 Housing Assy. - NOTE:
Uses #134D1810 Air Shutter Assy.
*159A799 Fuel Tank Assy.
309P196 Hi-Temp. Cut-Off Switch
309A195 Hi-Temp. Switch Bracket
508A126 Hi-Temp. Switch Insulating Washer
508A127 Hi-Temp. Switch Insulating Bushing
332A876 Hi-Temp. Switch Terminal
102B549 Oil Base
333B102 Oil Base Heater
333B88 Heater Box
333A87 Heater Box Cover
508A100 Heater Box Grommet
309A168 Heater Thermostat

12JC-3R/6732R

Generator - 10JC3N4C
Control - Code 32 (W.D.612B1543)
Code 147 (W.D.612C2655)
Code 208 (W.D.625A23)
Code 221 (W.D.625A632)
Engine - Spec R
*141D725 Carburetor (Gas)
*405A1423 Housing Assy. - NOTE:
Uses #134D1810 Air Shutter Assy.
102B549 Oil Base
333B102 Oil Base Heater
333B88 Heater Box
333A87 Heater Box Cover
508A100 Heater Box Grommet
309A168 Heater Thermostat

12JC-3R/6813R

Generator - 10JC3N4C
Control - Code 147 (W.D.612C2655)
Code 221 (W.D.625A632)
Engine - Spec R
*141D725 Carburetor (Gas)
*134D1810 Air Shutter Assy.

12JC-3R/6832R

Generator - 10JC/216
Control - Code 32 (W.D.612B1543)
Code 229 (W.D.612C2789)
Code 221 (W.D.625A632)
Engine - Spec R
*141D725 Carburetor (Gas)
*405A1423 Housing Assy. - NOTE:
Uses #134D1810 Air Shutter Assy.
309P206 Hi-Temp. Cut-Off Switch
309A195 Hi-Temp. Switch Bracket
508A126 Hi-Temp. Switch Insulating Washer
508A127 Hi-Temp. Switch Insulating Bushing
332A876 Hi-Temp. Switch Terminal

12JC-3R/6839R

Generator - 10RJC/215
Control - Code 292 (W.D.613D4)
Code 221 (W.D.625A632)
Engine - Spec R
*141D725 Carburetor (Gas)
*134D1810 Air Shutter Assy.
*123K748 Oil Level Maintainer Kit
403B661 Skid Base
416A501 Battery Bracket (2)
416A502 Battery Hold-down Frame
520A490 Battery Hold-down Stud (2)
102B622 Oil Base
166P506 Control Unit
166P507 Coil & Bracket Assy.
166P371 Distributor - Incl. Gear
166A308 Distributor Clamp
145C136 Oiler-Top Cylinder (Complete)
193A108 Oil Pressure Sender
502A94 Oil Pressure Sender Elbow
*140K677 Oil Bath Air Cleaner Kit
520A11 Air Cleaner Adapter to Carb. Stud (2)
309P206 Hi-Temp. Cut-Off Switch
309A195 Hi-Temp. Switch Bracket
508A126 Hi-Temp. Switch Insulating Washer
508A127 Hi-Temp. Switch Insulating Bushing
332A876 Hi-Temp. Switch Terminal
416A133 Battery Jumper Cable
145B406 Top Cylinder Oil Bracket

MODEL DATA SECTION

109

12JC-3R/6840R

Generator - 10RJ/215
Control - Code 277 (W.D.612D3370)
Code 221 (W.D.625A632)
Engine - Spec R
*141D725 Carburetor (Gas)
*134D1810 Air Shutter Assy.
*123K748 Oil Level Maintainer Kit
403B661 Skid Base
416A501 Battery Bracket (2)
416A502 Battery Hold-down Frame
520A490 Battery Hold-down Stud (2)
102B622 Oil Base
166P506 Control Unit
166P507 Coil & Bracket Assy.
166P371 Distributor - Incl. Gear
166A308 Distributor Clamp
145C136 Oiler-Top Cylinder (Complete)
193A108 Oil Pressure Sender
502A94 Oil Pressure Sender Elbow
520A11 Air Cleaner Adapter to Carb. Stud (2)
309P206 Hi-Temp. Cut-Off Switch
309A195 Hi-Temp. Switch Bracket
508A126 Hi-Temp. Switch Insulating Washer
508A127 Hi-Temp. Switch Insulating Bushing
332A876 Hi-Temp. Switch Terminal
416A133 Battery Jumper Cable
*140K677 Oil Bath Air Cleaner Kit

12JC-3R/6897R

Generator - 10RJ/215
Control - Code 221 (W.D.625A632)
Code 278 (W.D.612D3371)
Engine - Spec R
*141D725 Carburetor (Gas)
*134D1810 Air Shutter Assy.
*123K748 Oil Level Maintainer Kit
403B661 Skid Base
416A501 Battery Bracket (2)
416A502 Battery Hold-down Frame
520A490 Battery Hold-down Stud (2)
102B622 Oil Base
166P506 Control Unit
166P507 Coil & Bracket Assy.
166P371 Distributor - Incl. Gear
166A308 Distributor Clamp
145C136 Oiler-Top Cylinder (Complete)
193A108 Oil Pressure Sender
502A94 Oil Pressure Sender Elbow
520A11 Air Cleaner Adapter to Carb. Stud (2)
309P206 Hi-Temp. Cut-Off Switch

12JC-3R/6897R (Cont.)

309A195 Hi-Temp. Switch Bracket
508A126 Hi-Temp. Switch Insulating Washer
508A127 Hi-Temp. Switch Insulating Bushing
332A876 Hi-Temp. Switch Terminal
416A133 Battery Jumper Cable
*140K677 Oil Bath Air Cleaner Kit

12JC-3R/6898R

Generator - 10RJ/215
Control - Code 221 (W.D.625A632)
Code 293 (W.D.613D5)
Engine - Spec R
*141D725 Carburetor (Gas)
*134D1810 Air Shutter Assy.
*123K748 Oil Level Maintainer Kit
403B661 Skid Base
416A501 Battery Bracket (2)
416A502 Battery Hold-down Frame
520A490 Battery Hold-down Stud (2)
102B622 Oil Base
166P506 Control Unit
166P507 Coil & Bracket Assy.
166P371 Distributor - Incl. Gear
166A308 Distributor Clamp
145C136 Oiler-Top Cylinder (Complete)
193A108 Oil Pressure Sender
502A94 Oil Pressure Sender Elbow
520A11 Air Cleaner Adapter to Carb. Stud (2)
309P206 Hi-Temp. Cut-Off Switch
309A195 Hi-Temp. Switch Bracket
508A126 Hi-Temp. Switch Insulating Washer
508A127 Hi-Temp. Switch Insulating Bushing
332A876 Hi-Temp. Switch Terminal
416A133 Battery Jumper Cable
*140K677 Oil Bath Air Cleaner Kit

12JC-3R/6921R

Generator - 10JC3N4C
Control - Code 32 (W.D.612B1543)
Code 148 (W.D.612C2656)
Code 221 (W.D.625A632)
Engine - Spec R
*405A1723 Housing Assy.
*140K893 Carb. Air Heater Kit
*159A799 Fuel Tank Assy.
155P360 Muffler
140A78 Muffler Mtg. Band (2)
155A949 Flex. Exhaust Tube

12JC-3R/6961R

Generator - 10JC3N4C
Control - Code 148 (W.D.612C2656)
Code 173 (W.D.615B199)
Code 221 (W.D.625A632)
Engine - Spec R
*141D725 Carburetor (Gas)
*123K748 Oil Level Maintainer Kit
309P196 Hi-Temp. Cut-Off Switch
309A195 Hi-Temp. Switch Bracket
508A126 Hi-Temp. Switch Insulating Washer
508A127 Hi-Temp. Switch Insulating Bushing
332A876 Hi-Temp. Switch Terminal

12JC-3R/6986R

Generator - 10JC3N4C
Control - Code 148 (W.D.612C2656)
Code 185 (W.D.615B232)
Code 208 (W.D.625A23)
Code 221 (W.D.625A632)
Engine - Spec R
*141D720 Carburetor (Gas-Gaso)
*134D1810 Air Shutter Assy.
309P196 Hi-Temp. Cut-Off Switch
309A195 Hi-Temp. Switch Bracket
508A126 Hi-Temp. Switch Insulating Washer
508A127 Hi-Temp. Switch Insulating Bushing
332A876 Hi-Temp. Switch Terminal
102B549 Oil Base
333B102 Oil Base Heater
333B88 Heater Box
333A87 Heater Box Cover
508A100 Heater Box Grommet
309A169 Heater Thermostat

12JC-3R/7016R

Generator - 10JC3N4C
Control - Code 147 (W.D.612C2655)
Code 174 (W.D.615B199)
Code 221 (W.D.625A632)
Engine - Spec R
*141D725 Carburetor (Gas)
134D1805 Air Outlet Duct
403B661 Skid Base
416A501 Battery Bracket (2)
416B502 Battery Hold-down Frame
520A490 Battery Hold-down Stud (2)
416B522 Battery Support Plate
416A133 Battery Jumper Cable

* Refer to Accessory Section for Component Parts.

MODEL DATA SECTION

12JC-3R/7047R

Generator - 10JC3N4C

Control - Code 32 (W.D.612B1543)
Code 148 (W.D.612C2656)
Code 208 (W.D.625A23)
Code 221 (W.D.625A632)

Engine - Spec R

*140K893 Carb. Air Heater Kit
*405A1423 Housing Assy. - NOTE:
Uses #134D1810 Air
Shutter Assy.
309P196 Hi-Temp. Cut-Off Switch
309A195 Hi-Temp. Switch Bracket
508A126 Hi-Temp. Switch Insula-
ting Washer
508A127 Hi-Temp. Switch Insula-
ting Bushing
332A876 Hi-Temp. Switch Termi-
nal
102B549 Oil Base
333B102 Oil Base Heater
333B88 Heater Box
333A87 Heater Box Cover
508A100 Heater Box Grommet
309A168 Heater Thermostat

12JC-3R/7121R

Generator - 10JC3N4C

Control - Code 147 (W.D.612C2655)
Code 174 (W.D.615B199)
Code 221 (W.D.625A632)

Engine - Spec R

*140K894 Carb. Air Heater Kit
309P196 Hi-Temp. Cut-Off Switch
309A195 Hi-Temp. Switch Bracket
508A126 Hi-Temp. Switch Insula-
ting Washer
508A127 Hi-Temp. Switch Insula-
ting Bushing
332A876 Hi-Temp. Switch Termi-
nal

12JC-3R/7122R

Generator - 10JC3N4C

Control - Code 32 (W.D.612B1543)
Code 148 (W.D.612C2656)
Code 221 (W.D.625A632)

Engine - Spec R

*141D725 Carburetor (Gas)
*405A1723 Housing Assy.
155P360 Muffler
140A78 Muffler Mtg. Band (2)
155A949 Flex. Exhaust Tube
309P196 Hi-Temp. Cut-Off Switch
309A195 Hi-Temp. Switch Bracket
508A126 Hi-Temp. Switch Insula-
ting Washer
508A127 Hi-Temp. Switch Insula-
ting Bushing
332A876 Hi-Temp. Switch Termi-
nal

12JC-3R/7129R

Generator - 10JC/216

Control - Code 162 (W.D.612C2738)
Code 173 (W.D.615B198)
Code 208 (W.D.625A23)
Code 221 (W.D.625A632)

12JC-3R/7129R (Cont.)

Engine - Spec R

*140K894 Carb. Air Heater Kit
*403A792 Skid Base Assy.
416B522 Battery Support Plate
309P196 Hi-Temp. Cut-Off
Switch
309A195 Hi-Temp. Switch
Bracket
508A126 Hi-Temp. Switch
Insulating Washer
508A127 Hi-Temp. Switch
Insulating Bushing
332A876 Hi-Temp. Switch
Terminal
102B549 Oil Base
333B102 Oil Base Heater
333B88 Heater Box
333A87 Heater Box Cover
508A100 Heater Box Grommet
309A168 Heater Thermostat

12JC-3R/7130R

Generator - 10JC/216

Control - Code 162 (W.D.612C2738)
Code 173 (W.D.615B198)
Code 208 (W.D.625A23)
Code 221 (W.D.625A632)

Engine - Spec R

*141D720 Carburetor (Gas-Gasol)
*403A792 Skid Base Assy.
416B522 Battery Support Plate
309P196 Hi-Temp. Cut-Off
Switch
309A195 Hi-Temp. Switch
Bracket
508A126 Hi-Temp. Switch
Insulating Washer
508A127 Hi-Temp. Switch
Insulating Bushing
333A876 Hi-Temp. Switch
Terminal
102B549 Oil Base
333B102 Oil Base Heater
333B88 Heater Box
333A87 Heater Box Cover
508A100 Heater Box Grommet
309A168 Heater Thermostat

12JC-3R/7303R

Generator - 10JC3N4C

Control - Code 148 (W.D.612C2656)
Code 173 (W.D.615B198)
Code 221 (W.D.625A632)

Engine - Spec R

*140K894 Carb. Air Heater Kit
*159B760 Reservoir Tank Assy.
*403A792 Skid Base Assy.
416B522 Battery Support
Plate
309P196 Hi-Temp. Cut-Off
Switch
309A195 Hi-Temp. Switch
Bracket
508A126 Hi-Temp. Switch
Insulating Washer
508A127 Hi-Temp. Switch
Insulating Bushing
332A876 Hi-Temp. Switch
Terminal

12JC-3R17/507P

Generator - 15JC3N4C

Control - Code 147 (W.D.612C2655)
Code 221 (W.D.625A632)

Engine - Spec P

*134D1613 Air Shutter Assy.
*140K893 Carb. Air Heater Kit
403B661 Skid Base
416A501 Battery Bracket (2)
416B502 Battery Hold-down
Frame
520A490 Battery Hold-down
Stud (2)
416A37 Battery Cable - 48"
(2)
416A133 Battery Jumper Cable

12JC-3R17/507R

Generator 15JC3N4C

Control - Code 147 (W.D.612C2655)
Code 221 (W.D.625A632)

Engine - Spec R

*140K893 Carb. Air Heater Kit
*134D1810 Air Shutter Assy.
*403A792 Skid Base Assy.
309P196 Hi-Temp. Cut-Off
Switch
309A195 Hi-Temp. Switch Bracket
508A126 Hi-Temp. Switch
Insulating Washer
508A127 Hi-Temp. Switch
Insulating Bushing
332A876 Hi-Temp. Switch
Terminal

12JC-3R17/1579R

Generator - 15JC3N4C

Control - Code 148 (W.D.612C2656)
Code 173 (W.D.615B198)
Code 221 (W.D.625A632)

Engine - Spec R

*140K893 Carb. Air Heater Kit
*134D1810 Air Shutter Assy.
309P196 Hi-Temp. Cut-Off
Switch
309A195 Hi-Temp. Switch Bracket
508A126 Hi-Temp. Switch Insula-
ting Washer
508A127 Hi-Temp. Switch Insula-
ting Bushing
332A876 Hi-Temp. Switch Termi-
nal

12JC-3R31/2079R

Generator - 15JC3N4C

Control - Code 147 (W.D.612C2655)
Code 173 (W.D.615B198)
Code 221 (W.D.625A632)

Engine - Spec R

*140K893 Carb. Air Heater Kit
*134D1810 Air Shutter Assy.
309P196 Hi-Temp. Cut-Off
Switch
309A195 Hi-Temp. Switch Bracket
508A126 Hi-Temp. Switch Insula-
ting Washer
508A127 Hi-Temp. Switch Insula-
ting Bushing
332A876 Hi-Temp. Switch Termi-
nal

* Refer to Accessory Section for Component Parts.

MODEL DATA SECTION

111

12JC-3R31/2442R

Generator - 10JC3N4C

Control - Code 221 (W.D.625A632)
Code 257 (W.D.612C3076)

Engine - Spec R

*141D720 Carburetor (Gas-Gaso)
134D1805 Air Outlet Duct
307B845 Start Solenoid
306A195 Start Solenoid Bracket
307P312 Supply Line Fuel
Solenoid Valve -
Electric
149P558 Supply Line Fuel
Strainer

12JC-3R31/2468P

Generator - 10JC3N4C

Control - Code 121 (W.D.612C2402)
Code 221 (W.D.625A632)

Engine - Spec P

*143B318 Carburetor (Gas)
104B477 Crankshaft
134B1446 Flywheel & Hub
134B1486 Flywheel Only
112A106 Piston & Pin Assy. (4)
307P312 Supply Line Fuel Sole-
noid Valve - Electric
149P558 Supply Line Fuel
Strainer
307B845 Start Solenoid
306A195 Start Solenoid Bracket
*191B453 Starter Motor-Incl.
Gear
336A1199 Starter to Solenoid
Lead
191A457 Idler Gear Assy.
191A354 Crankshaft Gear &
Clutch
191A342 Idler Gear Base & Shaft
518-196 Idler Gear Retaining
Ring
526-175 Idler Gear Thrust
Washer
103B252 Gear Cover Assy.
103C231 Gear Cover Gasket
103D225 Gear Cover Backplate
338B366 Solenoid to Control
Wiring Harness
338B336 Start-Disconnect Switch
to Control Wiring
Harness
134D1805 Air Outlet Duct

12JC-3R31/2468R

Generator - 10JC3N4C

Control - Code 221 (W.D.625A632)
Code 257 (W.D.612C3076)

Engine - Spec R

*141D725 Carburetor (Gas)
134D1805 Air Outlet Duct
307B845 Start Solenoid
306A195 Start Solenoid Bracket
307P312 Supply Line Fuel Sole-
noid Valve - Electric
149P558 Supply Line Fuel
Strainer

12JC-3R31/6065P

Generator - 10JC3N4C

Control - Code 121 (W.D.612C2402)
Code 221 (W.D.612A632)

Engine - Spec P

*143B318 Carburetor (Gas)
104B477 Crankshaft
134B1446 Flywheel & Hub
134B1486 Flywheel Only
307P312 Supply Line Fuel
Solenoid Valve -
Electric
149P558 Supply Line Fuel
Strainer
307B845 Start Solenoid
306A195 Start Solenoid
Bracket
*191B453 Starter Motor -
Incl. Gear
336A1199 Starter to Solenoid
Lead
191A457 Idler Gear Assy.
191A354 Crankshaft Gear &
Clutch
191A342 Idler Gear Base &
Shaft
578-196 Idler Gear Retaining
Ring
526-175 Idler Gear Thrust
Washer
103B252 Gear Cover Assy.
103C231 Gear Cover Gasket
103D225 Gear Cover Back-
plate

12JC-3R31/6362R

Generator - 10JC3N4C

Control - Code 32 (W.D.612B1543)
Code 208 (W.D.625A23)
Code 221 (W.D.625A632)
Code 257 (W.D.612C3076)

Engine - Spec R

*141D725 Carburetor (Gas)
*405A1423 Housing Assy.
*134D1810 Air Shutter Assy.
307B845 Start Solenoid
306A195 Start Solenoid
Bracket
338A470 Wiring Harness -
Starter to Solenoid
102B549 Oil Base
333B102 Oil Base Heater
333B88 Heater Box
333A87 Heater Box Cover
508A100 Heater Box Grommet
309A168 Heater Thermostat
307P312 Supply Line Fuel
Solenoid Valve -
Electric
149P558 Supply Line Fuel
Strainer

12JC-3R31/6996R

Generator - 10JC/216

Control - Code 221 (W.D.625A632)
Code 284 (W.D.612C3422)
Code 302 (W.D.615B322)

Engine - Spec R

*141D725 Carburetor (Gas)
307B845 Start Solenoid
306A195 Start Solenoid Bracket
338A470 Wiring Harness -
Starter to Solenoid
309P206 Hi-Temp. Cut-Off Switch
309A195 Hi-Temp. Switch Bracket
508A126 Hi-Temp. Switch Insula-
ting Washer
508A127 Hi-Temp. Switch Insula-
ting Bushing
332A876 Hi-Temp. Switch Termi-
nal
307P312 Supply Line Fuel Sole-
noid Valve - Electric
149P558 Supply Line Fuel
Strainer

12JC-3R131/2468R

Generator - 10JC3N4C

Control - Code 221 (W.D.625A632)
Code 257 (W.D.612C3076)

Engine - Spec R

*141D725 Carburetor (Gas)
134D1805 Air Outlet Duct
307P312 Supply Line Fuel Sole-
noid Valve - Electric
149P558 Supply Line Fuel
Strainer
307B845 Start Solenoid
306A195 Start Solenoid Bracket
338A470 Wiring Harness -
Starter to Solenoid

12JC-3R131/3405P

Generator - 10JC3N4C

Control - Code 121 (W.D.612C2402)
Code 221 (W.D.625A632)
Code 296 (W.D.615B304)

Engine - Spec P

*143B318 Carburetor (Gas)
134D1805 Air Outlet Duct
104B477 Crankshaft
134B1446 Flywheel & Hub
134B1486 Flywheel Only
307P312 Supply Line Fuel Sole-
noid Valve - Electric
149P558 Supply Line Fuel
Strainer
307B845 Start Solenoid
306B195 Start Solenoid Bracket
*191B453 Starter Motor - Incl.
Gear
336A1199 Starter to Solenoid
Lead
191A457 Idler Gear Assy.
191A354 Crankshaft Gear &
Clutch
191A342 Idler Gear Base &
Shaft
518-196 Idler Gear Retaining
Ring

* Refer to Accessory Section for Component Parts.

MODEL DATA SECTION

12JC-3R131/3405P (Cont.)

526-175 Idler Gear Thrust Washer
103B252 Gear Cover Assy.
103C231 Gear Cover Gasket
103D225 Gear Cover Backplate

12JC-3R131/3405R

Generator - 10JC3N4C
Control - Code 221 (W.D.625A632)
Code 257 (W.D.612C3076)
Code 296 (W.D.615B304)

Engine - Spec R

*141D725 Carburetor (Gas)
134D1805 Air Outlet Duct
307B845 Start Solenoid
306A195 Start Solenoid Bracket
307P312 Supply Line Fuel Solenoid Valve - Electric
149P558 Supply Line Fuel Strainer

12JC-3RV/1R

Generator - 10JC3N4C
Control - Code 147 (W.D.612C2655)
Code 221 (W.D.625A632)

Engine - Spec R

Vacu-Flo Cooled
*140K892 Carb. Air Heater Kit

12JC-3RV/12R

Generator - 10JC3N4C
Control - Code 147 (W.D.612C2655)
Code 221 (W.D.625A632)

Engine - Spec R

Vacu-Flo Cooled
*141D720 Carburetor (Gas-Gaso)

12JC-3RV/13R

Generator - 10JC3N4C
Control - Code 147 (W.D.612C2655)
Code 221 (W.D.625A632)

Engine - Spec R

Vacu-Flo Cooled
*141D725 Carburetor (Gas)

12JC-3RV/55R

Generator - 10JC3N4C
Control - Code 148 (W.D.612C2656)
Code 221 (W.D.625A632)

Engine - Spec R

Vacu-Flo Cooled
*141D720 Carburetor (Gas-Gaso)

12JC-3RV/96R

Generator - 10JC3N4C
Control - Code 148 (W.D.612C2656)
Code 221 (W.D.625A632)

Engine - Spec R

Vacu-Flo Cooled
*140K892 Carb. Air Heater Kit

12JC-3RV/211R

Generator - 10JC3N4C
Control - Code 147 (W.D.612A2655)
Code 208 (W.D.625A23)
Code 221 (W.D.625A632)

Engine - Spec R

12JC-3RV/211R (Cont.)

Vacu-Flo Cooled
*141D720 Carburetor (Gas-Gaso)
102B549 Oil Base
333B102 Oil Base Heater
333B88 Heater Box
333A87 Heater Box Cover
508A100 Heater Box Grommet
309A168 Heater Thermostat

12JC-3RV31/1R

Generator - 10JC3N4C
Control - Code 221 (W.D.625A632)
Code 257 (W.D.612C3076)

Engine - Spec R

Vacu-Flo Cooled

*141D725 Carburetor (Gas)
307B845 Start Solenoid
306A195 Start Solenoid Bracket
307P312 Supply Line Fuel Solenoid Valve - Electric
149P558 Supply Line Fuel Strainer

12JC-3RV/316P

Generator - 10JC3N4C
Control - Code 147 (W.D.612C2655)
Code 221 (W.D.625A632)

Engine - Spec P

Vacu-Flo Cooled
*140K892 Carb. Air Heater Kit
*159B760 Reservoir Tank Assy.

12JC-3RV/363R

Generator - 10JC3N4C
Control - Code 147 (W.D.612C2655)
Code 208 (W.D.625A23)
Code 221 (W.D.625A632)

Engine - Spec R

Vacu-Flo Cooled
*140K892 Carb. Air Heater Kit
*159B760 Reservoir Tank Assy.
102B549 Oil Base
333B102 Oil Base Heater
333B88 Heater Box
333A87 Heater Box Cover
508A100 Heater Box Grommet
309A168 Heater Thermostat

12JC-3RV/382R

Generator - 10JC3N4C
Control - Code 147 (W.D.612C2655)
Code 221 (W.D.625A632)

Engine - Spec R

Vacu-Flo Cooled
*140K892 Carb. Air Heater Kit

12JC-3RV/862R

Generator - 10JC3N4C
Control - Code 147 (W.D.612C2655)
Code 208 (W.D.625A23)
Code 221 (W.D.625A632)

Engine - Spec R

Vacu-Flo Cooled

12JC-3RV/862R (Cont.)

*141D725 Carburetor (Gas)
102B549 Oil Base
333B102 Oil Base Heater
333B88 Heater Box
333A87 Heater Box Cover
333A100 Heater Box Grommet
309A168 Heater Thermostat

12JC-3RV/1080R

Generator - 10JC3N4C
Control - Code 221 (W.D.625A632)
Code 240 (W.D.612C2895)

Engine - Spec R

Vacu-Flo Cooled
*140K892 Carb. Air Heater Kit

12JC-3RV/1234R

Generator - 10JC3N4C
Control - Code 147 (W.D.612C2655)
Code 221 (W.D.625A632)

Engine - Spec R

Vacu-Flo Cooled
*140K892 Carb. Air Heater Kit

12JC-3RV/1282R

Generator - 10JC3N4C
Control - Code 148 (W.D.612C2656)
Code 221 (W.D.625A632)

Engine - Spec R

Vacu-Flo Cooled
*141D720 Carburetor (Gas-Gaso)
309P162 Hi-Temp. Cut-Off Switch
338A337 Hi-Temp. Switch Wiring Harness

12JC-3RV/1982R

Generator - 10JC3N4C
Control - Code 147 (W.D.612C2655)
Code 174 (W.D.615B199)
Code 221 (W.D.625A632)

Engine - Spec R

Vacu-Flo Cooled
*141D725 Carburetor (Gas)

12JC-3RV/1983R

Generator - 10JC3N4C
Control - Code 148 (W.D.612C2656)
Code 221 (W.D.625A632)

Engine - Spec R

Vacu-Flo Cooled
*141D725 Carburetor (Gas)

12JC-3RV/2055R

Generator - 10JC3N4C
Control - Code 148 (W.D.612C2656)
Code 208 (W.D.625A23)
Code 221 (W.D.625A632)

Engine - Spec R

Vacu-Flo Cooled
*141D725 Carburetor (Gas)
102B549 Oil Base
333B102 Oil Base Heater
333B88 Heater Box
333A87 Heater Box Cover
508A100 Heater Box Grommet
309A168 Heater Thermostat

* Refer to Accessory Section for Component Parts.

MODEL DATA SECTION

113

12JC-3RV/2198R

Generator - 10JC3N4C
Control - Code 148 (W.D.612C2656)
Code 221 (W.D.625A632)
Engine - Spec R
Vacu-Flo Cooled
309P162 Hi-Temp. Cut-Off Switch
338A337 Hi-Temp. Switch Wiring
Harness
*140K892 Carb. Air Heater Kit

12JC-3RV/2489R

Generator - 10JC3N4C
Control - Code 148 (W.D.612C2656)
Code 208 (W.D.625A23)
Code 221 (W.D.625A632)
Engine - Spec R
Vacu-Flo Cooled
*141D725 Carburetor (Gas)
102B549 Oil Base
333B102 Oil Base Heater
333B88 Heater Box
333A87 Heater Box Cover
508A100 Heater Box Grommet
309A168 Heater Thermostat
309P162 Hi-Temp. Cut-Off Switch
338A168 Hi-Temp. Switch Wiring
Harness

12JC-3RV/4509R

Generator - 10JC3N4C
Control - Code 148 (W.D.612C2656)
Code 221 (W.D.625A632)
Engine - Spec R
Vacu-Flo Cooled
*141D725 Carburetor (Gas)
403B661 Skid Base
416A501 Battery Bracket
416B502 Battery Hold-down Frame
520A490 Battery Hold-down Stud
(2)
416A133 Battery Jumper Cable

15JC-3RV/4594P

Generator - 10JC3N4C
Control - Code 221 (W.D.625A632)
Code 236 (W.D.612C2870)
Engine - Spec P
Vacu-Flo Cooled
*140K892 Carb. Air Heater Kit

12JC-3RV/4966R

Generator - 10JC/216
Control - Code 162 (W.D.612C2738)
Code 208 (W.D.625A23)
Code 221 (W.D.625A632)
Engine - Spec R
Vacu-Flo Cooled
*141D725 Carburetor (Gas)
102B549 Oil Base
333B102 Oil Base Heater
333B88 Heater Box
333A87 Heater Box Cover
508A100 Heater Box Grommet
309A168 Heater Thermostat
309P162 Hi-Temp. Cut-Off Switch
338A337 Hi-Temp. Switch Wiring
Harness

12JC-3RV/5038P

Generator - 10JC3N4C
Control - Code 148 (W.D.612C2656)
Code 208 (W.D.625A23)
Code 221 (W.D.625A632)
Engine - Spec P
Vacu-Flo Cooled
*143B318 Carburetor (Gas)
*123K748 Oil Level Maintainer
Kit
102B549 Oil Base
333B102 Oil Base Heater
333B88 Heater Box
333A87 Heater Box Cover
508A100 Heater Box Grommet
309A168 Heater Thermostat
309P162 Hi-Temp. Cut-Off
Switch
338A337 Hi-Temp. Switch
Wiring Harness

12JC-3RV/5740P

Generator - 10JC3N4C
231E112 Engine to Generator
Adapter
Control - Code 221 (W.D.625A632)
Code 236 (W.D.612C2870)
Engine - Spec P
Vacu-Flo Cooled
*140K677 Oil Bath Air Cleaner
Kit

12JC-3RV/5740R

Generator - 10JC3N4C
231E112 Engine to Generator
Adapter
Control - Code 221 (W.D.625A632)
Code 236 (W.D.612C2870)
Engine - Spec R
Vacu-Flo Cooled
*140K677 Oil Bath Air Cleaner
Kit

12JC-3RV/5743P

Generator - 10JC3N4C
Control - Code 148 (W.D.612C2656)
Code 221 (W.D.625A632)
301C778 Meter Box
301A779 Meter Box Cover
508-8 Meter Box Grommet
Engine - Spec P
Vacu-Flo Cooled
*140K892 Carb. Air Heater Kit
309P162 Hi-Temp. Cut-Off
Switch
338A337 Hi-Temp. Switch
Wiring Harness

12JC-3RV/6323R

Generator - 10JC3N4C
Control - Code 148 (W.D.612C2656)
Code 221 (W.D.625A632)
Engine - Spec R
Vacu-Flo Cooled
140P721 Air Cleaner
140C645 Air Cleaner Adapter

12JC-3RV/6323R (Cont.)

140P722 Air Cleaner Band (2)
140B720 Air Cleaner Mtg.
Bracket
503P419 Air Cleaner Elbow-
Rubber
503P365 Air Cleaner Hose
Clamp (3)
140B740 Air Cleaner Air Inlet
Tube
503-330 Air Cleaner Hose
140P723 Carb. Air Pre-Cleaner

12JC-3RV/6338R

Generator - 10JC3N4C
Control - Code 148 (W.D.612C2656)
Code 221 (W.D.625A632)
Engine - Spec R
Vacu-Flo Cooled
*140K677 Oil Bath Air Cleaner
Kit

12JC-3RV/7233R

Generator - 10JC3N4C
Control - Code 148 (W.D.612C2656)
Code 221 (W.D.625A632)
Engine - Spec R
Vacu-Flo Cooled
*141D720 Carburetor (Gas-Gaso)
140P721 Air Cleaner
140P722 Air Cleaner Band (2)
140B720 Air Cleaner Mtg.
Bracket
503P419 Air Cleaner Elbow-
Rubber
503P365 Air Cleaner Hose
Clamp (3)
140B740 Air Cleaner Air Inlet
Tube
503-330 Air Cleaner Hose
140P723 Carb. Air Pre-Cleaner

12JC-3RV6000/1R

Generator - 10JC3N4C
231E112 Engine to Generator
Adapter
Control - Code 148 (W.D.612C2656)
Code 221 (W.D.625A632)
Engine - Spec R
Vacu-Flo Cooled
*140K892 Carb. Air Heater Kit

12JC-3RV17/5740P

Generator - 15JC3N4C
231E112 Engine to Generator
Adapter
Control - Code 221 (W.D.625A632)
Code 236 (W.D.612C2870)
Engine - Spec P
Vacu-Flo Cooled
*140K677 Oil Bath Air Cleaner
Kit
309P162 Hi-Temp. Cut-Off Switch

12JC-4R/1R

Generator - 10JC4N4C
Control - Code 149 (W.D.612C2657)
Code 221 (W.D.625A632)
Engine - Spec R
*140K894 Carb. Air Heater Kit

MODEL DATA SECTION

12JC-4R/7R

Generator - 10JC4N4C
 Control - Code 32 (W.D.612B1543)
 Code 149 (W.D.612C2657)
 Code 221 (W.D.625A632)
 Engine - Spec R
 *140K893 Carb. Air Heater Kit
 *405A1421 Housing Assy.

12JC-4R/12P

Generator - 10JC4N4C
 Control - Code 149 (W.D.612C2657)
 Code 221 (W.D.625A632)
 Engine - Spec P
 *143B307 Carburetor (Gas-Gaso)

12JC-4R/12R

Generator - 10JC4N4C
 Control - Code 149 (W.D.612C2657)
 Code 221 (W.D.625A632)
 Engine - Spec R
 *141D720 Carburetor (Gas-Gaso)

12JC-4R/13R

Generator - 10JC4N4C
 Control - Code 149 (W.D.612C2657)
 Code 221 (W.D.625A632)
 Engine - Spec R
 *141D725 Carburetor (Gas)

12JC-4R/55P

Generator - 10JC4N4C
 Control - Code 150 (W.D.612C2658)
 Code 221 (W.D.625A632)
 Engine - Spec P
 *143B307 Carburetor (Gas-Gaso)

12JC-4R/55R

Generator - 10JC4N4C
 Control - Code 150 (W.D.612C2658)
 Code 221 (W.D.625A632)
 Engine - Spec R
 *141D720 Carburetor (Gas-Gaso)

12JC-4R/96R

Generator - 10JC4N4C
 Control - Code 150 (W.D.612C2658)
 Code 221 (W.D.625A632)
 Engine - Spec R
 *140K894 Carb. Air Heater Kit

12JC-4R31/1R

Generator - 10JC4N4C
 Control - Code 221 (W.D.625A632)
 Code 258 (W.D.612C3077)
 Engine - Spec R
 *141D725 Carburetor (Gas)
 307B845 Start Solenoid
 306A195 Start Solenoid Bracket
 307P312 Supply Line Fuel Solenoid Valve - Electric
 149P558 Supply Line Fuel Strainer

12JC-4R/391P

Generator - 10JC4N4C
 Control - Code 150 (W.D.612C2658)
 Code 221 (W.D.625A632)
 Engine - Spec P
 *140K894 Carb. Air Heater Kit
 *159B760 Reservoir Tank Assy.

12JC-4R/710R

Generator - 10JC4N4C
 Control - Code 149 (W.D.612C2657)
 Code 175 (W.D.615B202)
 Code 221 (W.D.625A632)
 Engine - Spec R
 *140K894 Carb. Air Heater Kit

12JC-4R/1041P

Generator - 10JC4N4C
 Control - Code 32 (W.D.612B1543)
 Code 149 (W.D.612C2657)
 Code 221 (W.D.625A632)
 Engine - Spec P
 *405A1421 Housing Assy.
 *140K893 Carb. Air Heater Kit
 *159A799 Fuel Tank Assy.

12JC-4R/1041R

Generator - 10JC4N4C
 Control - Code 32 (W.D.612B1543)
 Code 149 (W.D.612C2657)
 Code 221 (W.D.625A632)
 Engine - Spec R
 *405A1421 Housing Assy.
 *140K893 Carb. Air Heater Kit
 *159A799 Fuel Tank Assy.

12JC-4R/1075R

Generator - 10JC4N4C
 Control - Code 32 (W.D.612B1543)
 Code 149 (W.D.612C2657)
 Code 221 (W.D.625A632)
 Engine - Spec R
 *141D725 Carburetor (Gas)
 *405A1421 Housing Assy.

12JC-4R/1092R

Generator - 10JC4N4C
 Control - Code 28 (W.D.612B1486)
 Code 32 (W.D.612B1543)
 Code 149 (W.D.612C2657)
 Code 221 (W.D.625A632)
 Engine - Spec R
 *405A1422 Housing Assy.
 *140K893 Carb. Air Heater Assy.
 *159A799 Fuel Tank Assy.

12JC-4R/1167P

Generator - 10JC4N4C
 Control - Code 32 (W.D.612B1543)
 Code 150 (W.D.612C2658)
 Code 208 (W.D.625A23)
 Code 221 (W.D.625A632)
 Engine - Spec P
 *405A1421 Housing Assy.
 *140K893 Carb. Air Heater Kit
 *159A799 Fuel Tank Assy.

12JC-4R/1167P (Cont.)

102B549 Oil Base
 333B102 Oil Base Heater
 333B88 Heater Box
 333A87 Heater Box Cover
 508A100 Heater Box Grommet
 309A168 Heater Thermostat

12JC-4R/1202R

Generator - 10JC4N4C
 Control - Code 32 (W.D.612B1543)
 Code 149 (W.D.612C2657)
 Code 208 (W.D.625A23)
 Code 221 (W.D.625A632)
 Engine - Spec R
 *141D720 Carburetor (Gas-Gaso)

*405A1421 Housing Assy.
 102B549 Oil Base
 333B102 Oil Base Heater
 333B88 Heater Box
 333A87 Heater Box Cover
 508A100 Heater Box Grommet
 309A168 Heater Thermostat

12JC-4R131/1R

Generator - 10JC4N4C
 Control - Code 221 (W.D.625A632)
 Code 258 (W.D.612C3077)
 Engine - Spec R
 *141D725 Carburetor (Gas-Gaso)
 307B845 Start Solenoid
 306A195 Start Solenoid Bracket
 338A470 Wiring Harness - Starter to Solenoid
 307P312 Supply Line Fuel Solenoid Valve - Electric
 149P558 Supply Line Fuel Strainer

12JC-4R/1400P

Generator - 10JC4N4C
 Control - Code 150 (W.D.612C2658)
 Code 175 (W.D.615B202)
 Code 221 (W.D.625A632)
 Engine - Spec P
 *143B307 Carburetor (Gas-Gaso)
 309P196 Hi-Temp. Cut-Off Switch
 309A195 Hi-Temp. Switch Bracket
 508A126 Hi-Temp. Switch Insulating Washer
 508A127 Hi-Temp. Switch Insulating Bushing
 332A876 Hi-Temp. Switch Terminal

12JC-4R/1593P

Generator - 10JC4N4C
 Control - Code 150 (W.D.612C2658)
 Code 221 (W.D.625A632)
 Engine - Spec P
 *140K894 Carb. Air Heater Kit
 *159B760 Reservoir Tank Assy.
 309P196 Hi-Temp. Cut-Off Switch
 309A195 Hi-Temp. Switch Bracket
 508A126 Hi-Temp. Switch Insulating Washer

MODEL DATA SECTION

115

12JC-4R/1593P (Cont.)

508A127 Hi-Temp. Switch Insulating Bushing
332A876 Hi-Temp. Switch Terminal

12JC-4R/1873R

Generator - 10JC4N4C
Control - Code 32 (W.D.612B1543)
Code 149 (W.D.612C2657)
Code 208 (W.D.625A23)
Code 221 (W.D.625A632)

Engine - Spec R
*141D725 Carburetor (Gas)
*405A1421 Housing Assy.
102B549 Oil Base
333B102 Oil Base Heater
333B88 Heater Box
333A87 Heater Box Cover
508A100 Heater Box Grommet
332A168 Heater Thermostat

12JC-4R/1982R

Generator - 10JC4N4C
Control - Code 149 (W.D.612C2657)
Code 175 (W.D.615B202)
Code 221 (W.D.625A632)

Engine - Spec R
*141D725 Carburetor (Gas)

12JC-4R/2088R

Generator - 10JC4N4C
Control - Code 149 (W.D.612C2657)
Code 180 (W.D.615B218)
Code 221 (W.D.625A632)

Engine - Spec R
*141D725 Carburetor (Gas)

12JC-4R/2219R

Generator - 10JC4N4C
Control - Code 150 (W.D.612C2658)
Code 221 (W.D.625A632)

Engine - Spec R
*140K893 Carb. Air Heater Kit
134D1805 Air Outlet Duct

12JC-4R/2442R

Generator - 10JC4N4C
Control - Code 149 (W.D.612C2657)
Code 221 (W.D.625A632)

Engine - Spec R
*141D720 Carburetor (Gas-Gaso)
134D1805 Air Outlet Duct

12JC-4R/2468R

Generator - 10JC4N4C
Control - Code 149 (W.D.612C2657)
Code 221 (W.D.625A632)

Engine - Spec R
*140K893 Carb. Air Heater Kit
134D1805 Air Outlet Duct

12JC-4R/2539R

Generator - 10JC4N4C
Control - Code 149 (W.D.612C2657)
Code 221 (W.D.625A632)

Engine - Spec R
*141D725 Carburetor (Gas)
134D1805 Air Outlet Duct

12JC-4R/2733R

Generator - 10JC4N4C
Control - Code 149 (W.D.612C2657)
Code 175 (W.D.615B202)
Code 221 (W.D.625A632)

Engine - Spec R
*141D725 Carburetor (Gas)
134D1805 Air Outlet Duct

12JC-4R/3098P

Generator - 10JC4N4C
Control - Code 150 (W.D.612C2658)
Code 221 (W.D.625A632)

Engine - Spec P
*143B307 Carburetor (Gas-Gaso)
134D1805 Air Outlet Duct
309P196 Hi-Temp. Cut-Off Switch
309A195 Hi-Temp. Switch Bracket
508A126 Hi-Temp. Switch Insulating Washer
508A127 Hi-Temp. Switch Insulating Bushing
332A876 Hi-Temp. Switch Terminal

12JC-4R/3098R

Generator - 10JC4N4C
Control - Code 150 (W.D.612C2658)
Code 221 (W.D.625A632)

Engine - Spec R
*141D720 Carburetor (Gas-Gaso)
134D1805 Air Outlet Duct
309P196 Hi-Temp. Cut-Off Switch
309A195 Hi-Temp. Switch Bracket
508A126 Hi-Temp. Switch Insulating Washer
508A127 Hi-Temp. Switch Insulating Bushing
332A876 Hi-Temp. Switch Terminal

12JC-4R/3157P

Generator - 10JC4N4C
Control - Code 150 (W.D.612C2658)
Code 221 (W.D.625A632)

Engine - Spec P
*143B318 Carburetor (Gas)
134D1805 Air Outlet Duct

12JC-4R/3252R

Generator - 10JC4N4C
Control - Code 150 (W.D.612C2658)
Code 175 (W.D.615B202)
Code 221 (W.D.625A632)

Engine - Spec R
*141D725 Carburetor (Gas)
134D1805 Air Outlet Duct
309P196 Hi-Temp. Cut-Off Switch
309A195 Hi-Temp. Switch Bracket
508A126 Hi-Temp. Switch Insulating Washer

12JC-4R/3252R (Cont.)

508A127 Hi-Temp. Switch Insulating Bushing
332A876 Hi-Temp. Switch Terminal

12JC-4R/3404R

Generator - 10JC4N4C
Control - Code 149 (W.D.612C2657)
Code 181 (W.D.615B221)
Code 221 (W.D.625A632)

Engine - Spec R
*141D720 Carburetor (Gas-Gaso)
134D1805 Air Outlet Duct

12JC-4R/3694P

Generator - 10JC4N4C
Control - Code 149 (W.D.612C2657)
Code 208 (W.D.625A23)
Code 221 (W.D.625A632)

Engine - Spec P
*140K893 Carb. Air Heater Kit
134D1805 Air Outlet Duct
102B549 Oil Base
333B102 Oil Base Heater
333B88 Heater Box
333A87 Heater Box Cover
508A100 Heater Box Grommet
309A168 Heater Thermostat

12JC-4R/3742P

Generator - 10JC4N4C
Control - Code 150 (W.D.612C2658)
Code 221 (W.D.625A632)

Engine - Spec P
*143B318 Carburetor (Gas)
134D1805 Air Outlet Duct
309P196 Hi-Temp. Cut-Off Switch
309A195 Hi-Temp. Switch Bracket
508A126 Hi-Temp. Switch Insulating Washer
508A127 Hi-Temp. Switch Insulating Bushing
332A876 Hi-Temp. Switch Terminal

12JC-4R/3742R

Generator - 10JC4N4C
Control - Code 150 (W.D.612C2658)
Code 221 (W.D.625A632)

Engine - Spec R
*141D725 Carburetor (Gas)
134D1805 Air Outlet Duct
309P196 Hi-Temp. Cut-Off Switch
309A195 Hi-Temp. Switch Bracket
508A126 Hi-Temp. Switch Insulating Washer
508A127 Hi-Temp. Switch Insulating Bushing
332A876 Hi-Temp. Switch Terminal

12JC-4R/4044P

Generator - 10JC4N4C
Control - Code 221 (W.D.625A632)
Code 242 (W.D.612C2921)

Engine - Spec P
*140K894 Carb. Air Heater Kit

* Refer to Accessory Section for Component Parts.

MODEL DATA SECTION

12JC-4R/4145P

Generator - 10JC4N4C

Control - Code 150 (W.D.612C2658)
Code 181 (W.D.615B221)
Code 221 (W.D.625A632)

Engine - Spec P

*143B307 Carburetor (Gas-Gaso)
134D1805 Air Outlet Duct

12JC-4R/4505R

Generator - 10JC4N4C

Control - Code 150 (W.D.612C2658)
Code 221 (W.D.625A632)

Engine - Spec R

*141D725 Carburetor (Gas)
403B661 Skid Base
416A501 Battery Bracket (2)
416B502 Battery Hold-down Frame
520A490 Battery Hold-down Stud
(2)
416A133 Battery Jumper Cable

12JC-4R/4509P

Generator - 10JC4N4C

Control - Code 150 (W.D.612C2658)
Code 221 (W.D.625A632)

Engine - Spec P

*143B318 Carburetor (Gas)
403B661 Skid Base
416A501 Battery Bracket (2)
416B502 Battery Hold-down Frame
520A490 Battery Hold-down Stud
(2)
416A133 Battery Jumper Cable

12JC-4R/5199P

Generator - 10JC/214

Control - Code 161 (W.D.612C2737)
Code 180 (W.D.615B218)
Code 208 (W.D.625A23)
Code 221 (W.D.625A632)

Engine - Spec P

*143B318 Carburetor (Gas)
134D1805 Air Outlet Duct
102B549 Oil Base
333B102 Oil Base Heater
333B88 Heater Box
333A87 Heater Box Cover
508A100 Heater Box Grommet
309A186 Heater Thermostat
309P206 Hi-Temp. Cut-Off Switch
309A195 Hi-Temp. Switch Bracket
508A127 Hi-Temp. Switch Insulating Washer
508A126 Hi-Temp. Switch Insulating Bushing
332A876 Hi-Temp. Switch Terminal

12JC-4R/5601P

Generator - 10JC/214

Control - Code 161 (W.D.612C2737)
Code 221 (W.D.625A632)

Engine - Spec P

*143B318 Carburetor (Gas)
309P206 Hi-Temp. Cut-Off Switch
309A195 Hi-Temp. Switch Bracket
508A126 Hi-Temp. Switch Insulating Washer

12JC-4R/5601P (Cont.)

508A127 Hi-Temp. Switch
Insulating Bushing
332A876 Hi-Temp. Switch
Terminal

12JC-4R/5611P

Generator - 10JC/214

Control - Code 161 (W.D.612C2737)
Code 175 (W.D.615B202)
Code 221 (W.D.625A632)

Engine - Spec P

*143B318 Carburetor (Gas)
134D1805 Air Outlet Duct
309P206 Hi-Temp. Cut-Off
Switch
309A195 Hi-Temp. Switch
Bracket
508A126 Hi-Temp. Switch
Insulating Washer
508A127 Hi-Temp. Switch
Insulating Bushing
332A876 Hi-Temp. Switch
Terminal

12JC-4R/5618P

Generator - 10JC/214

Control - Code 159 (W.D.612C2735)
Code 180 (W.D.615B218)
Code 221 (W.D.625A632)

Engine - Spec P

*134D1613 Air Shutter Assy.
*143B318 Carburetor (Gas)
309P196 Hi-Temp. Cut-Off
Switch
309A195 Hi-Temp. Switch
Bracket
508A126 Hi-Temp. Switch
Insulating Washer
508A127 Hi-Temp. Switch
Insulating Bushing
332A876 Hi-Temp. Switch
Terminal

12JC-4R/5681R

Generator - 10JC/214

Control - Code 160 (W.D.612C2736)
Code 181 (W.D.615B221)
Code 221 (W.D.625A632)

Engine - Spec R

*141D725 Carburetor (Gas)
134D1805 Air Outlet Duct
309P206 Hi-Temp. Cut-Off
Switch
309A195 Hi-Temp. Switch
Bracket
508A126 Hi-Temp. Switch
Insulating Washer
508A127 Hi-Temp. Switch
Insulating Bushing
332A876 Hi-Temp. Switch
Terminal
403B661 Skid Base
416A501 Battery Bracket (2)
416B502 Battery Hold-down
Frame
520A490 Battery Hold-down
Stud (2)

12JC-4R/5681R (Cont.)

416B522 Battery Support Plate
416A133 Battery Jumper Cable

12JC-4R/5692P

Generator - 10JC/214

Control - Code 160 (W.D.612C2736)
Code 181 (W.D.615B221)
Code 221 (W.D.625A632)

Engine - Spec P

*140K894 Carb. Air Heater Kit
309P206 Hi-Temp. Cut-Off Switch
309A195 Hi-Temp. Switch Bracket
508A126 Hi-Temp. Switch Insulating Washer
508A127 Hi-Temp. Switch Insulating Bushing
332A876 Hi-Temp. Switch Terminal

12JC-4R/5701P

Generator - 10JC/214

Control - Code 159 (W.D.612C2735)
Code 181 (W.D.615B221)
Code 221 (W.D.625A632)

Engine - Spec P

*143B307 Carburetor (Gas-Gaso)
134D1805 Air Outlet Duct
309P196 Hi-Temp. Cut-Off Switch
309A195 Hi-Temp. Switch Bracket
508A126 Hi-Temp. Switch Insulating Washer
508A127 Hi-Temp. Switch Insulating Bushing
332A876 Hi-Temp. Switch Terminal

12JC-4R/5778P

Generator - 10JC/214

Control - Code 159 (W.D.612C2735)
Code 221 (W.D.625A632)

Engine - Spec P

*140K893 Carb. Air Heater Kit
*134D1613 Air Shutter Assy.
*159B760 Reservoir Tank Assy.

12JC-4R/5832P

Generator - 10JC4N4C

Control - Code 28 (W.D.612B1486)
Code 32 (W.D.612B1543)
Code 150 (W.D.612C2658)
Code 221 (W.D.625A632)

Engine - Spec P

*405A1422 Housing Assy.
*140K893 Carb. Air Heater Kit
*159B760 Reservoir Tank Assy.
309P196 Hi-Temp. Cut-Off Switch
309A195 Hi-Temp. Switch Bracket
508A126 Hi-Temp. Switch Insulating Washer
508A127 Hi-Temp. Switch Insulating Bushing
332A876 Hi-Temp. Switch Terminal

MODEL DATA SECTION

117

12JC-4R/5863P

Generator - 10JC/214
Control - Code 221 (W.D.625A632)
Code 241 (W.D.612C2910)
Engine - Spec P
*143B318 Carburetor (Gas)
134D1805 Air Outlet Duct

12JC-4R/5927R

Generator - 10JC/214
Control - Code 159 (W.D.612C2735)
Code 180 (W.D.615B218)
Code 221 (W.D.625A632)
Engine - Spec R
*141D725 Carburetor (Gas)
309P196 Hi-Temp. Cut-Off Switch
309A195 Hi-Temp. Switch Bracket
508A126 Hi-Temp. Switch Insulating Washer
508A127 Hi-Temp. Switch Insulating Bushing
332A876 Hi-Temp. Switch Terminal

12JC-4R/5993P

Generator - 12.5JC/265
Control - Code 223 (W.D.625A711)
Code 245 (W.D.612C2957)
Engine - Spec P
*140K677 Oil Bath Air Cleaner Kit
140A647 Air Cleaner Adapter
(Incl. Nylon Tube)

12JC-4R/6067P

Generator - 10JC/214
Control - Code 161 (W.D.162C2737)
Code 180 (W.D.615B218)
Code 221 (W.D.625A632)
Engine - Spec P
*143B318 Carburetor (Gas)
*134D1810 Air Shutter Assy.
309P206 Hi-Temp. Cut-Off Switch
309A195 Hi-Temp. Switch Bracket
508A126 Hi-Temp. Switch Insulating Washer
508A127 Hi-Temp. Switch Insulating Bushing
332A876 Hi-Temp. Switch Terminal

12JC-4R/6067R

Generator - 10JC/214
Control - Code 161 (W.D.612C2737)
Code 180 (W.D.615B218)
Code 221 (W.D.625A632)
Engine - Spec R
*141D725 Carburetor (Gas)
*134D1810 Air Shutter Assy.
309P206 Hi-Temp. Cut-Off Switch
309A195 Hi-Temp. Switch Bracket
508A126 Hi-Temp. Switch Insulating Washer
508A127 Hi-Temp. Switch Insulating Bushing
332A876 Hi-Temp. Switch Terminal

12JC-4R/6105P

Generator - 10JC4N4C
Control - Code 23 (W.D.612B1469)
Code 32 (W.D.612B1543)
Code 150 (W.D.612C2658)
Code 221 (W.D.625A632)
Engine - Spec P
*143B318 Carburetor (Gas)
*405A1424 Housing Assy. -NOTE:
Uses #134D1810 Air Shutter Assy.
309P196 Hi-Temp. Cut-Off Switch
309A195 Hi-Temp. Switch Bracket
508A126 Hi-Temp. Switch Insulating Washer
508A127 Hi-Temp. Switch Insulating Bushing
332A876 Hi-Temp. Switch Terminal

12JC-4R/6107R

Generator - 10JC/214
Control - Code 28 (W.D.612B1486)
Code 32 (W.D.612B1543)
Code 161 (W.D.612C2737)
Code 221 (W.D.625A632)
Engine - Spec R
*140K894 Carb. Air Heater Kit
*405A1424 Housing Assy. -NOTE:
Uses #134D1810 Air Shutter Assy.
*159A799 Fuel Tank Assy.
309P206 Hi-Temp. Cut-Off Switch
309A195 Hi-Temp. Switch Bracket
508A126 Hi-Temp. Switch Insulating Washer
508A127 Hi-Temp. Switch Insulating Bushing
332A876 Hi-Temp. Switch Terminal

12JC-4R/6153R

Generator - 10JC4N4C
Control - Code 150 (W.D.612C2658)
Code 221 (W.D.625A632)
Engine - Spec R
*140K893 Carb. Air Heater Kit
*134D1810 Air Shutter Assy.
309P196 Hi-Temp. Cut-Off Switch
309A195 Hi-Temp. Switch Bracket
508A126 Hi-Temp. Switch Insulating Washer
508A127 Hi-Temp. Switch Insulating Bushing
332A876 Hi-Temp. Switch Terminal

12JC-4R/6195R

Generator - 10JC4N4C
Control - Code 150 (W.D.612C2658)
Code 221 (W.D.625A632)
Engine - Spec R
*140K893 Carb. Air Heater Kit
*134D1810 Air Shutter Assy.
*159B760 Reservoir Tank Assy.
309P196 Hi-Temp. Cut-Off Switch
309A195 Hi-Temp. Switch Bracket
508A126 Hi-Temp. Switch Insulating Washer
508A127 Hi-Temp. Switch Insulating Bushing
332A876 Hi-Temp. Switch Terminal
402A284 Vibration Mount Cushion (2) - Engine End
403B661 Skid Base
416A501 Battery Bracket (2)
416B502 Battery Hold-down Frame
520A490 Battery Hold-down Stud (2)

12JC-4R/6197R

Generator - 10JC4N4C
Control - Code 150 (W.D.612C2658)
Code 180 (W.D.615B218)
Code 221 (W.D.625A632)
Engine - Spec R
*141D725 Carburetor (Gas)
309P196 Hi-Temp. Cut-Off Switch
309A195 Hi-Temp. Switch Bracket
508A126 Hi-Temp. Switch Insulating Washer
508A127 Hi-Temp. Switch Insulating Bushing
332A876 Hi-Temp. Switch Terminal
403B661 Skid Base
416A501 Battery Bracket (2)
416B502 Battery Hold-down Frame
520A490 Battery Hold-down Stud (2)
416B522 Battery Support Plate
416A133 Battery Jumper Cable

12JC-4R/6244R

Generator - 10JC4N4C
Control - Code 150 (W.D.612C2658)
Code 221 (W.D.625A632)
Engine - Spec R
*141D725 Carburetor (Gas)
*134D1805 Air Outlet Duct
309P196 Hi-Temp. Cut-Off Switch
309A195 Hi-Temp. Switch Bracket
508A126 Hi-Temp. Switch Insulating Washer
508A127 Hi-Temp. Switch Insulating Bushing
332A876 Hi-Temp. Switch Terminal
403B661 Skid Base
416A501 Battery Bracket (2)
416B502 Battery Hold-down Frame
520A490 Battery Hold-down Stud (2)
416B522 Battery Support Plate
416A133 Battery Jumper Cable

MODEL DATA SECTION

12JC-4R/6389R

Generator - 10JC/214

Control - Code 159 (W.D.612C2735)
Code 175 (W.D.615B202)
Code 208 (W.D.625A23)
Code 221 (W.D.625A632)

Engine - Spec R

*141D720 Carburetor (Gas-Gaso)
309P196 Hi-Temp. Cut-Off Switch
309A195 Hi-Temp. Switch Bracket
508A126 Hi-Temp. Switch Insulating Washer
508A127 Hi-Temp. Switch Insulating Bushing
332A876 Hi-Temp. Switch Terminal
102B549 Oil Base
333B102 Oil Base Heater
333B88 Heater Box
333A87 Heater Box Cover
508A100 Heater Box Grommet
309A168 Heater Thermostat

12JC-4R/6498R

Generator - 10JC4N4C

Control - Code 32 (W.D.612B1543)
Code 150 (W.D.612C2658)
Code 221 (W.D.625A632)
Code 266 (W.D.612A3225)

Engine - Spec R

*141D725 Carburetor (Gas)
*405D1424 Housing Assy. - NOTE:
Uses #134D1810 Air Shutter Assy.
309P196 Hi-Temp. Cut-Off Switch
309A195 Hi-Temp. Switch Bracket
508A126 Hi-Temp. Switch Insulating Washer
508A127 Hi-Temp. Switch Insulating Bushing
332A876 Hi-Temp. Switch Terminal

12JC-4R/6669R

Generator - 10JC4N4C

Control - Code 29 (W.D.612B1487)
Code 32 (W.D.612B1543)
Code 150 (W.D.612C2658)
Code 208 (W.D.625A23)
Code 221 (W.D.625A632)

Engine - Spec R

*141D725 Carburetor (Gas)
*405A1724 Housing Assy.
102B549 Oil Base
333B102 Oil Base Heater
333B88 Heater Box
333A87 Heater Box Cover
508A100 Heater Box Grommet
309A168 Heater Thermostat
155P360 Muffler
140A78 Muffler Mounting Band (2)
155A949 Flex. Exhaust Tube

12JC-4R/6722R

Generator - 10JC4N4C

Control - Code 32 (W.D.612B1543)
Code 68 (W.D.612B1871)
Code 221 (W.D.625A632)
Code 237 (W.D.612C2873)

Engine - Spec R

*140K893 Carb. Air Heater Kit
*405A1422 Housing Assy.
*159A799 Fuel Tank Assy.
309P206 Hi-Temp. Cut-Off Switch
309A195 Hi-Temp. Switch Bracket
508A126 Hi-Temp. Switch Insulating Washer
508A127 Hi-Temp. Switch Insulating Bushing
332A876 Hi-Temp. Switch Terminal

12JC-4R/6723R

Generator - 10JC/214

Control - Code 23 (W.D.612B1469)
Code 32 (W.D.612B1543)
Code 161 (W.D.612C2737)
Code 221 (W.D.625A632)

Engine - Spec R

*141D720 Carburetor (Gas)
*405A1422 Housing Assy.
309P206 Hi-Temp. Cut-Off Switch
309A195 Hi-Temp. Switch Bracket
508A126 Hi-Temp. Switch Insulating Washer
508A127 Hi-Temp. Switch Insulating Bushing
332A876 Hi-Temp. Switch Terminal

12JC-4R/6739R

Generator - 10JC4N4C

Control - Code 150 (W.D.612C2658)
Code 221 (W.D.625A632)

Engine - Spec R

*141D725 Carburetor (Gas)
*140K677 Oil Bath Air Cleaner Kit
140A647 Air Cleaner Adapter (Incl. Nylon Tube)
309P196 Hi-Temp. Cut-Off Switch
309A195 Hi-Temp. Switch Bracket
508A126 Hi-Temp. Switch Insulating Washer
508A127 Hi-Temp. Switch Insulating Bushing
332A876 Hi-Temp. Switch Terminal

12JC-4R/6887R

Generator - 10JC4N4C

Control - Code 221 (W.D.625A632)
Code 231 (W.D.612C2851)

Engine - Spec R

*140K893 Carb. Air Heater Kit
*134D1810 Air Shutter Kit
309A206 Hi-Temp. Cut-Off Switch
309A195 Hi-Temp. Switch Bracket
508A126 Hi-Temp. Switch Insulating Washer
508A127 Hi-Temp. Switch Insulating Bushing
332A876 Hi-Temp. Switch Terminal

12JC-4R/6917R

Generator - 10JC4N4C

Control - Code 150 (W.D.612C2658)
Code 184 (W.D.615B230)
Code 221 (W.D.625A632)

Engine - Spec R

*140K894 Carb. Air Heater Kit
309P196 Hi-Temp. Cut-Off Switch
309A195 Hi-Temp. Switch Bracket
508A126 Hi-Temp. Switch Insulating Washer
508A127 Hi-Temp. Switch Insulating Bushing
332A876 Hi-Temp. Switch Terminal

12JC-4R/6934R

Generator - 10JC/214

Control - Code 32 (W.D.612B1543)
Code 159 (W.D.612C2735)
Code 208 (W.D.625A23)
Code 221 (W.D.625A632)

Engine - Spec R

*141D725 Carburetor (Gas)
*405A1421 Housing Assy.
102B549 Oil Base
333B102 Oil Base Heater
333B88 Heater Box
333A87 Heater Box Cover
508A100 Heater Box Grommet
309A168 Heater Thermostat

12JC-4R30/1390R

Generator - 10JC4N4C

Control - Code 32 (W.D.612B1543)
Code 208 (W.D.625A23)
Code 221 (W.D.625A632)
Code 227 (W.D.612B2299)
Code 258 (W.D.612C3077)

Engine - Spec R

*140K893 Carb. Air Heater Kit
*405A1421 Housing Assy.
*159A799 Fuel Tank Assy.
102B549 Oil Base
333B102 Oil Base Heater
333B88 Heater Box
333A87 Heater Box Cover
508A100 Heater Box Grommet
309A168 Heater Thermostat
307B845 Start Solenoid
306A195 Start Solenoid Bracket
338A470 Wiring Harness - Starter to Solenoid

MODEL DATA SECTION

119

12JC-4R31/2468R

Generator - 10JC4N4C

Control - Code 221 (W.D.625A632)
Code 258 (W.D.612C3077)

Engine - Spec R

*141D725 Carburetor (Gas)
134D1805 Air Outlet Duct
307B845 Start Solenoid
306A195 Start Solenoid Bracket
307P312 Supply Line Fuel Solenoid Valve - Electric
149P558 Supply Line Fuel Strainer

12JC-4R31/6362R

Generator - 10JC4N4C

Control - Code 32 (W.D.612B1543)
Code 208 (W.D.625A23)
Code 221 (W.D.625A632)
Code 258 (W.D.612C3077)

Engine - Spec R

*141D725 Carburetor (Gas)
*405B1423 Housing Assy. - NOTE:
Uses #134D1810 Air
Shutter Assy.
307B845 Start Solenoid
306A195 Start Solenoid Bracket
307P312 Supply Line Fuel Solenoid Valve - Electric
149P558 Supply Line Fuel Strainer
102B549 Oil Base
333B102 Oil Base Heater
333B88 Heater Box
333A87 Heater Box Cover
508A100 Heater Box Grommet
309A168 Heater Thermostat

12JC-4R131/2468R

Generator - 10JC4N4C

Control - Code 221 (W.D.625A632)
Code 258 (W.D.612C3077)

Engine - Spec R

*141D725 Carburetor (Gas)
134D1805 Air Outlet Duct
307A845 Start Solenoid
306A195 Start Solenoid Bracket
338A470 Starter to Solenoid
Wiring Harness
307P312 Supply Line Fuel Solenoid Valve - Electric
149P558 Supply Line Fuel Strainer

12JC-4RV/1P

Generator - 10JC4N4C

Control - Code 149 (W.D.612C2657)
Code 221 (W.D.625A632)

Engine - Spec P

Vacu-Flo Cooled

12JC-4RV/1R

Generator - 10JC4N4C

Control - Code 149 (W.D.612C2657)
Code 221 (W.D.625A632)

Engine - Spec R

Vacu-Flo Cooled
*140K892 Carb. Air Heater Kit

12JC-4RV/13P

Generator - 10JC4N4C

Control - Code 149 (W.D.612C2657)
Code 221 (W.D.625A632)

Engine - Spec P

Vacu-Flo Cooled
*143B318 Carburetor (Gas)

12JC-4RV/13R

Generator - 10JC4N4C

Control - Code 149 (W.D.612C2657)
Code 221 (W.D.625A632)

Engine - Spec R

Vacu-Flo Cooled
*141D725 Carburetor (Gas)

12JC-4RV/710R

Generator - 10JC4N4C

Control - Code 149 (W.D.612C2657)
Code 175 (W.D.615B202)
Code 221 (W.D.625A632)

Engine - Spec R

Vacu-Flo Cooled

12JC-4RV/1428R

Generator - 10JC4N4C

Control - Code 149 (W.D.612C2657)
Code 221 (W.D.625A632)

Engine - Spec R

Vacu-Flo Cooled
*141D720 Carburetor (Gas-Gas)
*403A792 Skid Base Assy.
416B522 Battery Support Plate

12JC-4RV/1983P

Generator - 10JC4N4C

Control - Code 150 (W.D.612C2658)
Code 221 (W.D.625A632)

Engine - Spec P

Vacu-Flo Cooled
*143B318 Carburetor (Gas)

12JC-4RV/1983R

Generator - 10JC4N4C

Control - Code 150 (W.D.612C2658)
Code 221 (W.D.625A632)

Engine - Spec R

Vacu-Flo Cooled
*141D725 Carburetor (Gas)

12JC-4RV/2198R

Generator - 10JC4N4C

Control - Code 150 (W.D.612C2658)
Code 221 (W.D.625A632)

Engine - Spec R

Vacu-Flo Cooled
*140K894 Carb. Air Heater Kit
309P162 Hi-Temp. Cut-Off
Switch
338A337 Hi-Temp. Switch
Wiring Harness

12JC-4RV/5038R

Generator - 10JC4N4C

Control - Code 150 (W.D.612C2658)
Code 208 (W.D.625A23)
Code 221 (W.D.625A632)

12JC-4RV/5038R (Cont.)

Engine - Spec R

Vacu-Flo Cooled
*141D725 Carburetor (Gas)
*123K748 Oil Level Maintainer
Kit
102B549 Oil Base
333B102 Oil Base Heater
333B88 Heater Box
333A87 Heater Box Cover
508A100 Heater Box Grommet
309A168 Heater Thermostat
309P162 Hi-Temp. Cut-Off Switch
338A337 Hi-Temp. Switch
Wiring Harness

12JC-4RV/5713P

Generator - 10JC/244

Control - Code 233 (W.D.612C2859)
Code 306 (W.D.625A685)

Engine - Spec P

Vacu-Flo Cooled
*140K892 Carb. Air Heater Kit
167-215 Spark Plug (4)
149C1113 Fuel Line - Pump to
Carb.
105E260 Camshaft
166A355 Gear - Distributor
Drive
▲166B357 Distributor - Less
Cover Adapter, Cover
Leads & Condensers
166P358 Breaker Point Set (2)
312A115 Condenser (2)
167A61 Distributor Nipple (2)
166B350 Breaker Point Cover
Adapter
166B351 Breaker Point Cover
167A1479 Spark Plug Cable -
14" long (2)
167A1480 Spark Plug Cable -
17" long (2)
▲166B382 Ignition Coil (2)
312P83 Coil Feed Thru
Condenser (2)
509-102 Condenser Mtg. "0"
Ring (2)
166A388 Coil Mtg. Bracket (2)
304A60 Resistor - Fixed (2)
503-365 Clamp

12JC-4RV/5807P

Generator - 10JC4N4C

Control - Code 150 (W.D.612C2658)
Code 221 (W.D.625A632)

Engine - Spec P

Vacu-Flo Cooled
*140K677 Oil Bath Air Cleaner
Kit
309P162 Hi-Temp. Cut-Off Switch
338A337 Hi-Temp. Switch
Wiring Harness

* Refer to Accessory Section for Component Parts.

▲ Order unit or components not listed from Mfg. giving complete data shown on nameplate of the part.

MODEL DATA SECTION

12JC-4RV/6086R

Generator - 10JC/214
Control - Code 221 (W.D.625A632)
Code 253 (W.D.612C3008)
Engine - Spec R
Vacu-Flo Cooled
*141D725 Carburetor (Gas)
309A162 Hi-Temp. Cut-Off Switch
338A337 Hi-Temp. Switch Wiring
Harness

12JC-4RV/6176P

Generator - 10JC4N4C
Control - Code 150 (W.D.612C2658)
Code 180 (W.D.615B218)
Code 221 (W.D.625A632)
Engine - Spec P
Vacu-Flo Cooled
*143B307 Carburetor (Gas-Gaso)
*140K677 Oil Bath Air Cleaner
Kit
309P162 Hi-Temp. Cut-Off Switch
338A337 Hi-Temp. Switch Wiring
Harness

12JC-4RV/6428R

Generator - 10JC/214
Control - Code 159 (W.D.612C2735)
Code 221 (W.D.625A632)
Engine - Spec R
Vacu-Flo Cooled
*141D725 Carburetor (Gas)
309P162 Hi-Temp. Cut-Off Switch
338A337 Hi-Temp. Switch Wiring
Harness

12JC-4RV/6596R

Generator - 10JC/214
Control - Code 159 (W.D.612C2735)
Code 181 (W.D.615B221)
Code 305 (W.D.625A631)
Engine - Spec R
Vacu-Flo Cooled
*141D720 Carburetor (Gas-Gaso)
309P162 Hi-Temp. Cut-Off Switch
338A337 Hi-Temp. Switch Wiring
Harness

12JC-4RV/6638R

Generator - 10JC4N4C
Control - Code 150 (W.D.612C2658)
Code 175 (W.D.615B202)
Code 221 (W.D.625A632)
Engine - Spec R
Vacu-Flo Cooled
*141D725 Carburetor (Gas)
309P196 Hi-Temp. Cut-Off Switch
309A195 Hi-Temp. Switch Bracket
508A126 Hi-Temp. Switch Insula-
ting Washer
508A127 Hi-Temp. Switch Insula-
ting Bushing
332A876 Hi-Temp. Switch Termi-
nal
402A284 Vibration Mount Cushion
(2) - Engine End
403B661 Skid Base
416A501 Battery Bracket (2)

12JC-4RV/6638R (Cont.)

416B502 Battery Hold-down
Frame
420A490 Battery Hold-down
Stud (2)
416B522 Battery Support Plate
416A122 Battery Jumper Cable

12JC-4XR/1R

Generator - 10JC4XN1C
Control - Code 97 (W.D.612C2240)
Code 212 (W.D.625A423)

Engine - Spec R
*141K894 Carb. Air Heater Kit

12JC-4XR/7R

Generator - 10JC4XN1C
Control - Code 32 (W.D.612B1543)
Code 97 (W.D.612C2240)
Code 212 (W.D.625A423)

Engine - Spec R
*140K893 Carb. Air Heater Kit
*405A1421 Housing Assy.

12JC-4XR/13R

Generator - 10JC4XN1C
Control - Code 97 (W.D.612C2240)
Code 212 (W.D.625A423)

Engine - Spec R
*141D725 Carburetor (Gas)

12JC-4XR31/1R

Generator - 10JC4XN1C
Control - Code 212 (W.D.625A423)
Code 260 (W.D.612C3100)

Engine - Spec R
*141D725 Carburetor (Gas)
307B845 Start Solenoid
306A195 Start Solenoid Brack-
et
307P312 Supply Line Fuel
Solenoid Valve -
Electric
149P558 Supply Line Fuel
Strainer

12JC-4XR/862P

Generator - 10JC4XN1C
Control - Code 97 (W.D.612C2240)
Code 208 (W.D.625A23)
Code 212 (W.D.625A423)

Engine - Spec P
*143B318 Carburetor (Gas)
102B549 Oil Base
333B102 Oil Base Heater
333B88 Heater Box
333A87 Heater Box Cover
508A100 Heater Box Grommet
309A168 Heater Thermostat

12JC-4XR/1018R

Generator - 10JC4XN1C
Control - Code 97 (W.D.612C2240)
Code 212 (W.D.625A423)
Code 32 (W.D.612B1543)

Engine - Spec R
*141D720 Carburetor (Gas-Gaso)
*405A1421 Housing Assy.

12JC-4XR/1041R

Generator - 10JC4XN1C
Control - Code 32 (W.D.612B1543)
Code 97 (W.D.612C2240)
Code 212 (W.D.625A423)
Engine - Spec R
*140K894 Carb. Air Heater Kit
*405A1421 Housing Assy.
*159A799 Fuel Tank Assy.

12JC-4XR/1075R

Generator - 10JC4XN1C
Control - Code 32 (W.D.612B1543)
Code 97 (W.D.612C2240)
Code 212 (W.D.625A423)

Engine - Spec R
*141D725 Carburetor (Gas)
*405A1421 Housing Assy.

12JC-4XR/2539R

Generator - 10JC4XN1C
Control - Code 97 (W.D.612C2240)
Code 212 (W.D.625A423)

Engine - Spec R
*141D725 Carburetor (Gas)
134D1805 Air Outlet Duct

12JC-4XR/2896R

Generator - 10JC4XN1C
Control - Code 101 (W.D.612C2244)
Code 212 (W.D.625A423)

Engine - Spec R
*141D725 Carburetor (Gas)
309P196 Hi-Temp. Cut-Off Switch
309A195 Hi-Temp. Switch Bracket
508A126 Hi-Temp. Switch Insula-
ting Washer
508A127 Hi-Temp. Switch Insula-
ting Bushing
332A876 Hi-Temp. Switch Termi-
nal

12JC-4XR/3489R

Generator - 10JC4XN1C
Control - Code 101 (W.D.612C2244)
Code 186 (W.D.615B234)
Code 212 (W.D.625A423)

Engine - Spec R
*141D725 Carburetor (Gas)
134D1805 Air Outlet Duct
309P196 Hi-Temp. Cut-Off Switch
309A195 Hi-Temp. Switch Bracket
508A126 Hi-Temp. Switch Insula-
ting Washer
508A127 Hi-Temp. Switch Insula-
ting Bushing
332A876 Hi-Temp. Switch Termi-
nal

MODEL DATA SECTION

121

12JC-4XR/5063R

Generator - 10JC4XN1C
Control - Code 97 (W.D.612C2240)
Code 208 (W.D.625A23)
Code 212 (W.D.625A423)
Engine - Spec R
*141D725 Carburetor (Gas)
134D1805 Air Outlet Duct
102B549 Oil Base
333B102 Oil Base Heater
333B88 Heater Box
333A87 Heater Box Cover
508A100 Heater Box Grommet
309A168 Heater Thermostat

12JC-4XR/5614P

Generator - 10JC4XN1C
Control - Code 110 (W.D.612C2285)
Code 201 (W.D.615B280)
Code 212 (W.D.625A423)
Engine - Spec P
*143B307 Carburetor (Gas-Gaso)
403B661 Skid Base
416A501 Battery Bracket (2)
416B502 Battery Hold-down Frame
520A490 Battery Hold-down Stud
(2)
416B522 Battery Support Bracket
416A133 Battery Jumper Cable

12JC-4XR/5663P

Generator - 10JC/182
Control - Code 107 (W.D.612C2267)
Code 212 (W.D.625A423)
Engine - Spec P
*140K894 Carb. Air Heater Kit
309P196 Hi-Temp. Cut-Off Switch
309P195 Hi-Temp. Switch Bracket
508A126 Hi-Temp. Switch Insulating Washer
508A127 Hi-Temp. Switch Insulating Bushing
332A876 Hi-Temp. Switch Terminal

12JC-4XR/5663R

Generator - 10JC/182
Control - Code 107 (W.D.612C2267)
Code 212 (W.D.625A423)
Engine - Spec R
*140K894 Carb. Air Heater Kit
309P196 Hi-Temp. Cut-Off Switch
309A196 Hi-Temp. Switch Bracket
508A126 Hi-Temp. Switch Insulating Washer
508A127 Hi-Temp. Switch Insulating Bushing
332A876 Hi-Temp. Switch Terminal

12JC-4XR/6075P

Generator - 10JC4XN1C
Control - Code 101 (W.D.612C2244)
Code 212 (W.D.625A423)
Engine - Spec P
*143B318 Carburetor (Gas)
*134D1810 Air Shutter Assy.

12JC-4XR/6075P (Cont.)

309P196 Hi-Temp. Cut-Off Switch
309A195 Hi-Temp. Switch Bracket
508A126 Hi-Temp. Switch Insulating Washer
508A127 Hi-Temp. Switch Insulating Bushing
332A876 Hi-Temp. Switch Terminal

12JC-4XR/6075R

Generator - 10JC4XN1C
Control - Code 101 (W.D.612C2244)
Code 212 (W.D.625A423)
Engine - Spec R
*141D725 Carburetor (Gas)
*134D1810 Air Shutter Assy.
309P196 Hi-Temp. Cut-Off Switch
309A195 Hi-Temp. Switch Bracket
508A126 Hi-Temp. Switch Insulating Washer
508A127 Hi-Temp. Switch Insulating Bushing
332A876 Hi-Temp. Switch Terminal

12JC-4XR/6077P

Generator - 10JC/182
Control - Code 138 (W.D.612C2556)
Code 201 (W.D.615B280)
Code 212 (W.D.625A423)
Engine - Spec P
*143B307 Carburetor (Gas-Gaso)
*134D1810 Air Shutter Assy.
309P206 Hi-Temp. Cut-Off Switch
309A195 Hi-Temp. Switch Bracket
508A126 Hi-Temp. Switch Insulating Washer
508A127 Hi-Temp. Switch Insulating Bushing
332A876 Hi-Temp. Switch Terminal

12JC-4XR/6077R

Generator - 10JC/182
Control - Code 138 (W.D.612C2556)
Code 201 (W.D.615B280)
Code 212 (W.D.625A423)
Engine - Spec R
*141D720 Carburetor (Gas-Gaso)
*134D1810 Air Shutter Assy.
309P206 Hi-Temp. Cut-Off Switch
309A195 Hi-Temp. Switch Bracket
508A126 Hi-Temp. Switch Insulating Washer
508A127 Hi-Temp. Switch Insulating Bushing
332A876 Hi-Temp. Switch Terminal

12JC-4XR/6137R

Generator - 10JC/73
Control - Code 32 (W.D.612B1543)
Code 64 (W.D.612B1852)
Code 101 (W.D.612C2244)
Code 215 (W.D.625A496)
Engine - Spec R
*141D725 Carburetor (Gas)
*405A1422 Housing Assy.
309P196 Hi-Temp. Cut-Off Switch
309A195 Hi-Temp. Switch Bracket
508A126 Hi-Temp. Switch Insulating Washer
508A127 Hi-Temp. Switch Insulating Bushing
332A876 Hi-Temp. Switch Terminal

12JC-4XR/6280R

Generator - 10JC4XN1C
Control - Code 32 (W.D.612B1543)
Code 63 (W.D.612B1851)
Code 97 (W.D.612C2240)
Code 212 (W.D.625A423)
Engine - Spec R
*141D720 Carburetor (Gas-Gaso)
*405A1422 Housing Assy.

12JC-4XR/6428R

Generator - 10JC/182
Control - Code 107 (W.D.612C2267)
Code 212 (W.D.625A423)
Engine - Spec R
*141D725 Carburetor (Gas)
309P196 Hi-Temp. Cut-Off Switch
309A195 Hi-Temp. Switch Bracket
508A126 Hi-Temp. Switch Insulating Washer
508A127 Hi-Temp. Switch Insulating Bushing
332A876 Hi-Temp. Switch Terminal

12JC-4XR/6769R

Generator - 10JC4XN1C
Control - Code 32 (W.D.612B1543)
Code 101 (W.D.612C2244)
Code 228 (W.D.612C2378)
Code 208 (W.D.625A23)
Code 212 (W.D.625A423)
Engine - Spec R
*141D725 Carburetor (Gas)
*405A1424 Housing Assy. - NOTE:
Uses #134D1810 Air Shutter Assy.
102B549 Oil Base
333B102 Oil Base Heater
333B88 Heater Box
333A87 Heater Box Cover
508A100 Heater Box Grommet
309A168 Heater Thermostat

12JC-4XR/6813R

Generator - 10JC4XN1C
Control - Code 97 (W.D.612C2240)
Code 212 (W.D.625A423)
Engine - Spec R
*141D725 Carburetor (Gas)
*134D1810 Air Shutter Assy.

* Refer to Accessory Section for Component Parts.

MODEL DATA SECTION

12JC-4XR/6817R

Generator - 10JC4XN1C
Control - Code 101 (W.D.612C2244)
Code 300 (W.D.615B319)
Code 212 (W.D.625A423)
Engine - Spec R
*141D725 Carburetor (Gas)

12JC-4XR31/5163R

Generator - 10JC4XN1C
Control - Code 260 (W.D.612C3100)
Code 303 (W.D.615B323)
Code 212 (W.D.625A423)
Engine - Spec R
*141D725 Carburetor (Gas)
307B845 Start Solenoid
306A195 Start Solenoid Bracket
338A470 Starter to Solenoid
Harness
307P312 Supply Line Fuel Solenoid Valve - Electric
149P558 Supply Line Fuel Strainer
134D1805 Air Outlet Duct

12JC-4XRV/5883P

Generator - 10JC/182
Control - Code 138 (W.D.612C2556)
Code 186 (W.D.615B234)
Code 212 (W.D.625A423)
Engine - Spec P
Vacu-Flo Cooled
*143B307 Carburetor (Gas-Gaso)
309P162 Hi-Temp. Cut-Off Switch
338A337 Hi-Temp. Switch Wiring
Harness

12JC-5DR/1R

Generator - 10JC5DN1C
Control - Code 98 (W.D.612C2241)
Code 212 (W.D.625A423)
Engine - Spec R
*140K894 Carb. Air Heater Kit

12JC-5DR/12R

Generator - 10JC5DN1C
Control - Code 98 (W.D.612C2241)
Code 212 (W.D.625A423)
Engine - Spec R
*141D720 Carburetor (Gas-Gaso)

12JC-5DR/13R

Generator - 10JC5DN1C
Control - Code 98 (W.D.612C2241)
Code 212 (W.D.625A423)
Engine - Spec R
*141D725 Carburetor (Gas)

12JC-5DR/710P

Generator - 10JC5DN1C
Control - Code 98 (W.D.612C2241)
Code 178 (W.D.615B216)
Engine - Spec P
*140K894 Carb. Air Heater Kit

12JC-5DR/710R

Generator - 10JC5DN1C
Control - Code 98 (W.D.612C2241)
Code 178 (W.D.615B216)
Code 212 (W.D.625A423)
Engine - Spec R
*140K894 Carb. Air Heater Kit

12JC-5DR/1041P

Generator - 10JC5DN1C
Control - Code 32 (W.D.612B1543)
Code 98 (W.D.612C2241)
Code 212 (W.D.625A423)

Engine - Spec P
*140K893 Carb. Air Heater Kit
*405A1421 Housing Assy.
*159A799 Fuel Tank Assy.

12JC-5DR/1041R

Generator - 10JC5DN1C
Control - Code 32 (W.D.612B1543)
Code 98 (W.D.612C2241)
Code 212 (W.D.625A423)

Engine - Spec R
*140K893 Carb. Air Heater Kit
*405A1421 Housing Assy.
*159A799 Fuel Tank Assy.

12JC-5DR/1301R

Generator - 10JC5DN1C
Control - Code 32 (W.D.612B1543)
Code 67 (W.D.612B1870)
Code 102 (W.D.612C2245)
Code 212 (W.D.625A423)

Engine - Spec R
*140K893 Carb. Air Heater Kit
*405A1422 Housing Assy.
*159A799 Fuel Tank Assy.

12JC-5DR131/1P

Generator - 10JC5DN1C
Control - Code 85 (W.D.612C2068)
Code 212 (W.D.625A423)

Engine - Spec P
*143B318 Carburetor (Gas)
104B477 Crankshaft
134B1446 Flywheel & Hub
134B1486 Flywheel Only
307P312 Supply Line Fuel
Solenoid Valve - Electric
149P558 Supply Line Fuel
Strainer
*191B453 Starter Motor - Incl. Gear
336A1199 Starter to Solenoid
Lead
191A457 Idler Gear Assy.
191A354 Crankshaft & Clutch
191A342 Idler Gear Base & Shaft
518-196 Idler Gear Retaining
Ring
526-175 Idler Gear Thrust
Washer

12JC-5DR131/1P (Cont.)

307B40 Start Solenoid
306A195 Start Solenoid Bracket
103C252 Gear Cover Assy.
103C231 Gear Cover Gasket
103D225 Gear Cover Backplate
338B366 Solenoid to Control
Wiring Harness
338B336 Starter - Disconnect
Switch to Control
Wiring Harness

12JC-5DR/1873P

Generator - 10JC5DN1C
Control - Code 32 (W.D.612B1543)
Code 98 (W.D.612C2241)
Code 208 (W.D.625A23)
Code 212 (W.D.625A423)

Engine - Spec P
*143B318 Carburetor (Gas)
*405A1421 Housing Assy.
102B549 Oil Base
333B102 Oil Base Heater
333B88 Heater Box
333A87 Heater Box Cover
508A100 Heater Box Grommet
309A168 Heater Thermostat

12JC-5DR/1873R

Generator - 10JC5DN1C
Control - Code 32 (W.D.612B1543)
Code 98 (W.D.612C2241)
Code 208 (W.D.625A23)
Code 212 (W.D.625A423)

Engine - Spec R
*141D725 Carburetor (Gas)
*405A1421 Housing Assy.
102B549 Oil Base
333B102 Oil Base Heater
333B88 Heater Box
333A87 Heater Box Cover
508A100 Heater Box Grommet
309A168 Heater Thermostat

12JC-5DR/2468R

Generator - 10JC5DN1C
Control - Code 98 (W.D.612C2241)
Code 212 (W.D.625A423)
Engine - Spec R
*140K893 Carb. Air Heater Kit
134D1805 Air Outlet Duct

12JC-5DR/2539P

Generator - 10JC5DN1C
Control - Code 98 (W.D.612C2241)
Code 212 (W.D.625A423)
Engine - Spec P
*143B318 Carburetor (Gas)
134D1805 Air Outlet Duct

12JC-5DR/2539R

Generator - 10JC5DN1C
Control - Code 98 (W.D.612C2241)
Code 212 (W.D.625A423)
Engine - Spec R
*141D725 Carburetor (Gas)
134D1805 Air Outlet Duct

MODEL DATA SECTION

123

12JC-5DR/2897P

Generator - 10JC5DN1C
Control - Code 249 (W.D.612C2977)
Code 212 (W.D.625A423)
Engine - Spec P
*140K894 Carb. Air Heater Kit

12JC-5DR/2897R

Generator - 10JC5DN1C
Control - Code 249 (W.D.612C2977)
Code 212 (W.D.625A423)
Engine - Spec R
*140K894 Carb. Air Heater Kit

12JC-5DR/3631P

Generator - 10JC5DN1C
Control - Code 32 (W.D.612B1543)
Code 67 (W.D.612B1870)
Code 102 (W.D.612C2245)
Code 212 (W.D.625A423)
Engine - Spec P
*140K893 Carb. Air Heater Kit
*405A1422 Housing Assy.
*159A799 Fuel Tank Assy.
309P196 Hi-Temp. Cut-Off Switch
309A195 Hi-Temp. Switch Bracket
508A126 Hi-Temp. Switch Insulating Washer
508A127 Hi-Temp. Switch Insulating Bushing
332A876 Hi-Temp. Switch Terminal

12JC-5DR/3631R

Generator - 10JC5DN1C
Control - Code 32 (W.D.612B1543)
Code 67 (W.D.612B1870)
Code 102 (W.D.612C2245)
Code 212 (W.D.625A423)
Engine - Spec R
*140K893 Carb. Air Heater Kit
*405A1422 Housing Assy.
*159A799 Fuel Tank Assy.
309P196 Hi-Temp. Cut-Off Switch
309A195 Hi-Temp. Switch Bracket
508A126 Hi-Temp. Switch Insulating Washer
508A127 Hi-Temp. Switch Insulating Bushing
332A876 Hi-Temp. Switch Terminal

12JC-5DR/5063P

Generator - 10JC5DN1C
Control - Code 98 (W.D.612C2241)
Code 208 (W.D.625A23)
Code 212 (W.D.625A423)
Engine - Spec P
*143B318 Carburetor (Gas)
134D1805 Air Outlet Duct
102B549 Oil Base
333B102 Oil Base Heater
333B88 Heater Box
333B87 Heater Box Cover
508A100 Heater Box Grommet
309A168 Heater Thermostat

12JC-5DR/5802R

Generator - 10JC5DN1C
Control - Code 102 (W.D.612C2245)
Code 189 (W.D.615B242)
Code 212 (W.D.625A423)
Engine - Spec R
*141D725 Carburetor (Gas)
309P196 Hi-Temp. Cut-Off Switch
309A195 Hi-Temp. Switch Bracket
508A126 Hi-Temp. Switch Insulating Washer
508A127 Hi-Temp. Switch Insulating Bushing
332A876 Hi-Temp. Switch Terminal
403B661 Skid Base
416A501 Battery Bracket (2)
416B502 Battery Hold-down Frame
520A490 Battery Hold-down Stud (2)
416B522 Battery Support Plate
416A133 Battery Jumper Cable

12JC-5DR/6101P

Generator - 10JC5DN1C
Control - Code 32 (W.D.612B1543)
Code 98 (W.D.612C2241)
Code 212 (W.D.625A423)
Engine - Spec P
*140K893 Carb. Air Heater Kit
*405A1421 Housing Assy.
*159A799 Fuel Tank Assy.
309P196 Hi-Temp. Cut-Off Switch
309A195 Hi-Temp. Switch Bracket
508A126 Hi-Temp. Switch Insulating Washer
508A127 Hi-Temp. Switch Insulating Bushing
332A876 Hi-Temp. Switch Terminal

12JC-5DR/6101R

Generator - 10JC5DN1C
Control - Code 32 (W.D.612B1543)
Code 98 (W.D.612C2241)
Code 212 (W.D.625A423)
Engine - Spec R
*140K893 Carb. Air Heater Kit
*405A1421 Housing Assy.
*159A799 Fuel Tank Assy.
309P196 Hi-Temp. Cut-Off Switch
309A195 Hi-Temp. Switch Bracket
508A126 Hi-Temp. Switch Insulating Washer
508A127 Hi-Temp. Switch Insulating Bushing
332A876 Hi-Temp. Switch Terminal

12JC-5DR/6153R

Generator - 10JC5DN1C
Control - Code 102 (W.D.612C2245)
Code 212 (W.D.625A423)
Engine - Spec R
*140K893 Carb. Air Heater Kit
*134D1810 Air Shutter Assy.
309P196 Hi-Temp. Cut-Off Switch
309A195 Hi-Temp. Switch Bracket
508A126 Hi-Temp. Switch Insulating Washer
508A127 Hi-Temp. Switch Insulating Bushing
332A876 Hi-Temp. Switch Terminal

12JC-5DR/6269R

Generator - 10JC/280
Control - Code 103 (W.D.612C2248)
Code 178 (W.D.615B216)
Code 212 (W.D.625A423)
Engine - Spec R
*141D725 Carburetor (Gas)
*134D1810 Air Shutter Assy.
309P196 Hi-Temp. Cut-Off Switch
309A195 Hi-Temp. Switch Bracket
508A126 Hi-Temp. Switch Insulating Washer
508A127 Hi-Temp. Switch Insulating Bushing
332A876 Hi-Temp. Switch Terminal

12JC-5DR/6286R

Generator - 10JC5DN1C
Control - Code 98 (W.D.612C2241)
Code 212 (W.D.625A423)
Engine - Spec R
*141D725 Carburetor (Gas)
*134D1810 Air Shutter Assy.
309P196 Hi-Temp. Cut-Off Switch
309A195 Hi-Temp. Switch Bracket
508A126 Hi-Temp. Switch Insulating Washer
508A127 Hi-Temp. Switch Insulating Bushing
332A876 Hi-Temp. Switch Terminal

12JC-5DR/6354R

Generator - 10JC5DN1C
Control - Code 102 (W.D.612C2245)
Code 178 (W.D.615B216)
Code 212 (W.D.625A423)
Engine - Spec R
*141D725 Carburetor (Gas)
*134D1810 Air Shutter Assy.
309P196 Hi-Temp. Cut-Off Switch
309A195 Hi-Temp. Switch Bracket
508A126 Hi-Temp. Switch Insulating Washer
508A127 Hi-Temp. Switch Insulating Bushing
332A876 Hi-Temp. Switch Terminal

MODEL DATA SECTION

12JC-5DR/6693R

Generator - 10JC/323
Control - Code 270 (W.D.612C3308)
Code 190 (W.D.615B243)
Code 215 (W.D.625A496)
Engine - Spec R
*141D725 Carburetor (Gas)
309P196 Hi-Temp. Cut-Off Switch
309A195 Hi-Temp. Switch Bracket
508A126 Hi-Temp. Switch Insulating Washer
508A127 Hi-Temp. Switch Insulating Bushing
332A876 Hi-Temp. Switch Terminal
403B661 Skid Base
416A501 Battery Bracket (2)
416B502 Battery Hold-down Frame
520A490 Battery Hold-down Stud (2)
416A522 Battery Support Plate
416A133 Battery Jumper Cable

12JC-5DR/6801R

Generator - 10JC5DN1C
Control - Code 32 (W.D.612B1543)
Code 98 (W.D.612C2241)
Code 212 (W.D.625A423)
Engine - Spec R
*140K893 Carb. Air Heater Kit
*405A1423 Housing Assy. - NOTE:
Uses #134D1810 Air
Shutter Assy.
*159A799 Fuel Tank Assy.

12JC-5DR/6970R

Generator - 10JC5DN1C
Control - Code 32 (W.D.612B1543)
Code 102 (W.D.612C2245)
Code 212 (W.D.625A423)
Engine - Spec R
*140K893 Carb. Air Heater Kit
*405A1423 Housing Assy. - NOTE:
Uses #134D1810 Air
Shutter Assy.
*159A799 Fuel Tank Assy.

12JC-5DR131/2442R

Generator - 10JC5DN1C
Control - Code 259 (W.D.612C3099)
Code 212 (W.D.625A423)
Engine - Spec R
*141D720 Carburetor (Gas-Gaso)
134D1805 Air Outlet Duct
307B845 Start Solenoid
306A195 Start Solenoid Bracket
307P312 Supply Line Fuel Solenoid Valve - Electric
149P558 Supply Line Fuel Strainer

12JC-5DRV/1R

Generator - 10JC5DN1C
Control - Code 98 (W.D.612C2241)
Code 212 (W.D.625A423)
Engine - Spec R
Vacu-Flo Cooled
*140K892 Carb. Air Heater Kit

12JC-5DRV/12P

Generator - 10JC5DN1C
Control - Code 98 (W.D.612C2241)
Code 212 (W.D.625A423)
Engine - Spec P
Vacu-Flo Cooled
*143B307 Carburetor (Gas-Gaso)

12JC-5DRV/12R

Generator - 10JC5DN1C
Control - Code 98 (W.D.612C2241)
Code 212 (W.D.625A423)
Engine - Spec R
Vacu-Flo Cooled
*141D720 Carburetor (Gas-Gaso)

12JC-5DRV/13R

Generator - 10JC5DN1C
Control - Code 98 (W.D.612C2241)
Code 212 (W.D.625A423)
Engine - Spec R
Vacu-Flo Cooled
*141D725 Carburetor (Gas)

12JC-5DRV/96P

Generator - 10JC5DN1C
Control - Code 102 (W.D.612C2245)
Code 212 (W.D.625A423)
Engine - Spec P
Vacu-Flo Cooled
*140K892 Carb. Air Heater Kit

12JC-5DRV/1661P

Generator - 10JC5DN1C
Control - Code 98 (W.D.612C2241)
Code 212 (W.D.625A423)
Engine - Spec P
Vacu-Flo Cooled
*143B318 Carburetor (Gas)
*123K748 Oil Level Maintainer Kit

12JC-5DRV/2198R

Generator - 10JC5DN1C
Control - Code 102 (W.D.612C2145)
Code 212 (W.D.625A423)
Engine - Spec R
Vacu-Flo Cooled
*140K892 Carb. Air Heater Kit
309P162 Hi-Temp. Cut-Off Switch
338A337 Hi-Temp. Switch Wiring Harness

12JC-5DRV/2896P

Generator - 10JC5DN1C
Control - Code 102 (W.D.612C2245)
Code 212 (W.D.625A423)
Engine - Spec P
Vacu-Flo Cooled
*143B318 Carburetor (Gas)
309P162 Hi-Temp. Cut-Off Switch
338A337 Hi-Temp. Switch Wiring Harness

12JC-5DRV/4540P

Generator - 10JC5DN1C
Control - Code 102 (W.D.612C2245)
Code 212 (W.D.625A423)
Engine - Spec P
Vacu-Flo Cooled
140P721 Air Cleaner
140P722 Air Cleaner Band (2)
140B720 Air Cleaner Mtg. Bracket
503P419 Air Cleaner Elbow - Rubber
503P365 Air Cleaner Hose Clamp (3)
140A852 Air Cleaner Hose Support
140B740 Air Cleaner Air Inlet Tube
503-330 Air Cleaner Hose
140P723 Carb. Air Pre-Cleaner

12JC-5DRV/4594P

Generator - 10JC5DN1C
Control - Code 244 (W.D.612C2943)
Code 212 (W.D.625A423)
Engine - Spec P
Vacu-Flo Cooled
*140K892 Carb. Air Heater Kit

12JC-9RV/1593P

Generator - 10JC9N1C
Control - Code 226 (W.D.612C2246)
Code 212 (W.D.625A423)
Engine - Spec P
Vacu-Flo Cooled
*140K892 Carb. Air Heater Kit
*159A760 Reservoir Tank Assy.
309P162 Hi-Temp. Cut-Off Switch
338A337 Hi-Temp. Switch Wiring Harness

12JC-53R/1R

Generator - 12.5JC53N4C
Control - Code 147 (W.D.612C2655)
Code 222 (W.D.625A633)
Engine - Spec R
*140K894 Carb. Air Heater Kit

12JC-53R/6411R

Generator - 12.5JC/296
Control - Code 162 (W.D.612C2738)
Code 222 (W.D.625A633)
Engine - Spec R
*140K893 Carb. Air Heater Kit
*159B830 Fuel Tank Assy.
*123K748 Oil Lever Maintainer Kit
134D1805 Air Outlet Duct

12JC-54R/96R

Generator - 12.5JC54N4C
Control - Code 150 (W.D.612C2658)
Code 222 (W.D.625A633)
Engine - Spec R
*140K894 Carb. Air Heater Kit

12JC-54R/6338R

Generator - 12.5JC54N4C
Control - Code 150 (W.D.612C2658)
Code 222 (W.D.625A633)
Engine - Spec R
*140K677 Oil Bath Air Cleaner Kit

MODEL DATA SECTION

125

12JC-55DR/1P

Generator - 12.5JC55DNIC
Control - Code 98 (W.D.612C2241)
Code 213 (W.D.625A426)
Engine - Spec P
*140K894 Carb. Air Heater Kit

12JC-57R/1R

Generator - 12.5JC57N4C
Control - Code 149 (W.D.612C2657)
Code 222 (W.D.625A633)
Engine - Spec R
*140K894 Carb. Air Heater Kit

12JC-57XR/12R

Generator - 12.5JC/303
Control - Code 265 (W.D.612C3210)
Code 222 (W.D.625A633)
Engine - Spec R
*141D720 Carburetor (Gas-Gaso)

12JC-57XR/13R

Generator - 12.5JC/303
Control - Code 265 (W.D.612C3210)
Code 222 (W.D.625A633)
Engine - Spec R
*141D725 Carburetor (Gas)

12JC-57XRV/96R

Generator - 12.5JC/303
Control - Code 276 (W.D.612C3354)
Code 222 (W.D.625A633)
Engine - Spec R
Vacu-Flo Cooled
*140K892 Carb. Air Heater Kit

12JC-99R/7053R

Generator - 10JC/346
Control - Code 285 (W.D.612C3445)
Code 304 (W.D.615B324)
Code 212 (W.D.625A423)
Engine - Spec R
*140K894 Carb. Air Heater Kit

12JC-99RV/5072P

Generator - 10JC/252
Control - Code 239 (W.D.612C2893)
Code 308 (W.D.625A758)
Engine - Spec P
Vacu-Flo Cooled
*140K892 Carb. Air Heater Kit

12JC-99RV/7186R

Generator - 10JC/252
Control - Code 291 (W.D.612C3506)
Code 308 (W.D.625A758)
Engine - Spec R
Vacu-Flo Cooled
*140K894 Carb. Air Heater Kit

12JC-599R/7104R

Generator - 12.5JC/349
Control - Code 287 (W.D.612C3476)
Code 213 (W.D.625A423)
Engine - Spec R
*140K893 Carb. Air Heater Kit
*405A1723 Housing Assy.
*159A799 Fuel Tank Assy.

12JC-599R/7104R (Cont.)

155P360 Muffler
140A78 Muffler Mtg. Band
(2)
155A949 Flex. Exhaust Tube

15JC-3R/1R

Generator - 10JC3N4C
Control - Code 147 (W.D.612C2655)
Code 221 (W.D.625A632)
Engine - Spec R
*140K894 Carb. Air Heater Kit

15JC-3R/7R

Generator - 15JC3N4C
Control - Code 32 (W.D.612B1543)
Code 147 (W.D.612C2655)
Code 221 (W.D.625A632)
Engine - Spec R
*140K893 Carb. Air Heater Kit
*405A1421 Housing Assy.

15JC-3R/12R

Generator - 15JC3N4C
Control - Code 147 (W.D.612C2655)
Code 221 (W.D.625A632)
Engine - Spec R
*141D720 Carburetor (Gas-Gaso)

15JC-3R/13R

Generator - 15JC3N4C
Control - Code 147 (W.D.612C2655)
Code 221 (W.D.625A632)
Engine - Spec R
*141D725 Carburetor (Gas)

15JC-3R/55R

Generator - 15JC3N4C
Control - Code 148 (W.D.612C2656)
Code 221 (W.D.625A632)
Engine - Spec R
*141D720 Carburetor (Gas-Gaso)

15JC-3R/96R

Generator - 15JC3N4C
Control - Code 148 (W.D.612C2656)
Code 221 (W.D.625A632)
Engine - Spec R
*140K894 Carb. Air Heater Kit

15JC-3R31/1R

Generator - 15JC3N4C
Control - Code 257 (W.D.612C3076)
Code 221 (W.D.625A632)
Engine - Spec R
*141D725 Carburetor (Gas)
112A106 Piston & Pin Assy.
(4)
307B845 Start Solenoid
306A195 Start Solenoid
Bracket
307P312 Supply Line Fuel
Solenoid Valve -
Electric
149P558 Supply Line Fuel
Strainer

15JC-3R/561P

Generator - 15JC3N4C
Control - Code 148 (W.D.612C2656)
Code 208 (W.D.625A23)
Code 221 (W.D.625A632)
Engine - Spec P
*140K894 Carb. Air Heater Kit
*159A760 Reservoir Tank Assy.
102B549 Oil Base
333B102 Oil Base Heater
333B88 Heater Box
333A87 Heater Box Cover
508A100 Heater Box Grommet
309A168 Heater Thermostat

15JC-3R/561R

Generator - 15JC3N4C
Control - Code 148 (W.D.612C2656)
Code 208 (W.D.625A23)
Code 221 (W.D.625A632)
Engine - Spec R
*140K893 Carb. Air Heater Kit
*159A760 Reservoir Tank Assy.
102B549 Oil Base
333B102 Oil Base Heater
333B88 Heater Box
333A87 Heater Box Cover
508A100 Heater Box Grommet
309A168 Heater Thermostat

15JC-3R/637R

Generator - 15JC3N4C
Control - Code 147 (W.D.612C2655)
Code 221 (W.D.625A632)
Engine - Spec R
*141D720 Carburetor (Gas-Gaso)
*159A760 Reservoir Tank Assy.

15JC-3R/710P

Generator - 15JC3N4C
Control - Code 147 (W.D.612C2655)
Code 174 (W.D.615B199)
Code 221 (W.D.625A632)
Engine - Spec P
*140K894 Carb. Air Heater Kit

15JC-3R/710R

Generator - 15JC3N4C
Control - Code 147 (W.D.612C2655)
Code 174 (W.D.615B199)
Code 221 (W.D.625A632)
Engine - Spec R
*140K894 Carb. Air Heater Kit

15JC-3R/768R

Generator - 15JC3N4C
Control - Code 147 (W.D.612C2655)
Code 174 (W.D.615B199)
Code 221 (W.D.625A632)
Engine - Spec R
*141D720 Carburetor (Gas-Gaso)

MODEL DATA SECTION

15JC-3R/862P

Generator - 15JC3N4C
 Control - Code 147 (W.D.612C2655)
 Code 208 (W.D.625A23)
 Code 221 (W.D.625A632)
 Engine - Spec P
 *143B318 Carburetor (Gas)
 102B549 Oil Base
 333B102 Oil Base Heater
 333B88 Heater Box
 333A87 Heater Box Cover
 508A100 Heater Box Grommet
 309A168 Heater Thermostat

15JC-3R/862R

Generator - 15JC3N4C
 Control - Code 147 (W.D.612C2655)
 Code 208 (W.D.625A23)
 Code 221 (W.D.625A632)
 Engine - Spec R
 *141D725 Carburetor (Gas)
 102B549 Oil Base
 333B102 Oil Base Heater
 333B88 Heater Box
 333A87 Heater Box Cover
 508A100 Heater Box Grommet
 309A168 Heater Thermostat

15JC-3R/1018R

Generator - 15JC3N4C
 Control - Code 32 (W.D.612B1543)
 Code 147 (W.D.612C2655)
 Code 221 (W.D.625A632)
 Engine - Spec R
 *141D720 Carburetor (Gas-Gaso)
 *405A1421 Housing Assy.

15JC-3R/1041P

Generator - 15JC3N4C
 Control - Code 32 (W.D.612B1543)
 Code 147 (W.D.612C2655)
 Code 221 (W.D.625A632)
 Engine- Spec P
 *140K893 Carb. Air Heater Kit
 *405A1421 Housing Assy.
 *159A799 Fuel Tank Assy.

15JC-3R/1041R

Generator - 15JC3N4C
 Control - Code 32 (W.D.612B1543)
 Code 147 (W.D.612C2655)
 Code 221 (W.D.625A632)
 Engine - Spec R
 *140K893 Carb. Air Heater Kit
 *405A1421 Housing Assy.
 *159A799 Fuel Tank Assy.

15JC-3R/1075P

Generator - 15JC3N4C
 Control - Code 32 (W.D.612B1543)
 Code 147 (W.D.612C2655)
 Code 221 (W.D.625A632)
 Engine - Spec P
 *143B318 Carburetor (Gas)
 *405A1421 Housing Assy.

15JC-3R/1075R

Generator - 15JC3N4C
 Control - Code 32 (W.D.612B1543)
 Code 147 (W.D.612C2655)
 Code 221 (W.D.625A632)
 Engine - Spec R
 *141D725 Carburetor (Gas)
 *405A1421 Housing Assy.

15JC-3R/1078R

Generator - 15JC3N4C
 Control - Code 148 (W.D.612C2656)
 Code 174 (W.D.615B199)
 Code 221 (W.D.625A632)
 Engine - Spec R
 *141D720 Carburetor (Gas)

15JC-3R/1092R

Generator - 15JC3N4C
 Control - Code 32 (W.D.612B1543)
 Code 59 (W.D.612B1786)
 Code 147 (W.D.612C2655)
 Code 221 (W.D.625A632)
 Engine - Spec R
 *140K893 Carb. Air Heater Kit
 *405A1422 Housing Assy.
 *159A799 Fuel Tank Assy.

15JC-3R/1282P

Generator - 15JC3N4C
 Control - Code 148 (W.D.612C2656)
 Code 221 (W.D.625A632)
 Engine - Spec P
 *143B307 Carburetor (Gas-Gaso)
 309P196 Hi-Temp. Cut-Off
 Switch
 309A195 Hi-Temp. Switch
 Bracket
 508A126 Hi-Temp. Switch
 Insulating Washer
 508A127 Hi-Temp. Switch
 Insulating Bushing
 332A876 Hi-Temp. Switch
 Terminal

15JC-3R/1282R

Generator - 15JC3N4C
 Control - Code 148 (W.D.612C2656)
 Code 221 (W.D.625A632)
 Engine - Spec R
 *141D720 Carburetor (Gas-Gaso)
 309P196 Hi-Temp. Cut-Off
 Switch
 309A195 Hi-Temp. Switch
 Bracket
 508A126 Hi-Temp. Switch
 Insulating Washer
 508A127 Hi-Temp. Switch
 Insulating Bushing
 332A876 Hi-Temp. Switch
 Terminal

15JC-3R131/1P

Generator - 15JC3N4C
 Control - Code 121 (W.D.612C2402)
 Code 221 (W.D.625A632)
 Engine - Spec P
 *143B318 Carburetor (Gas)
 104B477 Crankshaft
 134B1446 Flywheel & Hub
 134B1486 Flywheel Only
 *191B453 Starter Motor -
 Includes Gear
 336A1199 Starter to Solenoid
 Lead
 307B845 Start Solenoid
 306A195 Start Solenoid Bracket
 191A342 Idler Gear Base &
 Shaft
 518-196 Idler Gear Retaining
 Ring
 526-175 Idler Gear Thrust
 Washer
 191A457 Idler Gear Assy.
 191B354 Crankshaft Gear &
 Clutch
 103C252 Gear Cover Assy.
 103C231 Gear Cover Gasket
 103D225 Gear Cover Backplate
 338B366 Solenoid to Control
 Wiring Harness
 338B336 Start Solenoid to
 Control Wiring Harness
 307P312 Supply Line Fuel Sole-
 noid Valve - Electric
 149P558 Supply Line Fuel
 Strainer

15JC-3R131/1R

Generator - 15JC3N4C
 Control - Code 257 (W.D.612C3076)
 Code 221 (W.D.625A632)
 Engine - Spec R
 *141D725 Carburetor (Gas)
 307B845 Start Solenoid
 306A195 Start Solenoid Bracket
 307P312 Supply Line Fuel Sole-
 noid Valve - Electric
 149P558 Supply Line Fuel
 Strainer

15JC-3R/1872P

Generator - 15JC3N4C
 Control - Code 251 (W.D.612C2995)
 Code 221 (W.D.625A632)
 Engine - Spec P
 ▲166B357 Distributor - Less
 Cover Adapter, Cover
 Leads & Condensers
 166P245 Breaker Point Set (2)
 312A115 Condenser (2)
 167A61 Distributor Nipple (2)
 166B351 Breaker Point Cover
 166B350 Breaker Point Cover
 Adapter
 167-215 Spark Plug (4)
 167A1479 Spark Plug Cable -
 14" long (2)
 167A1480 Spark Plug Cable -
 17" long (2)

* Refer to Accessory Section for Component Parts.

▲ Order unit or components not listed from Mfg. giving complete data shown on nameplate of the part.

MODEL DATA SECTION

127

15JC-3R/1872P (Cont.)

▲166B382 Ignition Coil (2)
312P83 Coil Feed Thru Condenser (2)
509-102 Condenser Mtg. "o" Ring (2)
166A388 Coil Mtg. Bracket (2)
304A60 Resistor - Fixed (2)
503-465 Ignition Coil Clamp (2)
166A355 Distributor Drive Gear
*140K894 Carb. Air Heater Kit

15JC-3R/1872R

Generator - 15JC3N4C
Control - Code 251 (W.D.612C2995)
Code 221 (W.D.625A632)
Engine - Spec R
▲166B357 Distributor - Less
Cover Adapter, Cover
Leads & Condensers
166P245 Breaker Point Set (2)
312A115 Condenser (2)
167A61 Distributor Nipple (2)
166B351 Breaker Point Cover
166B350 Breaker Point Cover
Adapter
167-215 Spark Plug (4)
167A1479 Spark Plug Cable -
14" long (2)
167A1480 Spark Plug Cable -
17" long (2)
▲166B382 Ignition Coil (2)
312P83 Coil Feed Thru Condenser (2)
509-102 Condenser Mtg. "o" Ring (2)
166A388 Coil Mtg. Bracket (2)
304A60 Resistor - Fixed (2)
503-465 Ignition Coil Clamp (2)
166A355 Distributor Drive Gear
149A1131 Line - Pump to
Carburetor
*140K894 Carb. Air Heater Kit

15JC-3R/1873R

Generator - 15JC3N4C
Control - Code 32 (W.D.612B1543)
Code 147 (W.D.612C2655)
Code 208 (W.D.625A23)
Code 221 (W.D.625A632)
Engine - Spec R
*141D725 Carburetor (Gas)
*405A1421 Housing Assy.
102B549 Oil Base
333B102 Oil Base Heater
333B88 Heater Box
333A87 Heater Box Cover
508A100 Heater Box Grommet
309A168 Heater Thermostat

15JC-3R/1920P

Generator - 15JC3N4C
Control - Code 32 (W.D.612B1543)
Code 148 (W.D.612C2656)
Code 208 (W.D.625A23)
Code 221 (W.D.625A632)
Engine - Spec P

15JC-3R/1920P (Cont.)

*143B318 Carburetor (Gas)
*405A1421 Housing Assy.
102B549 Oil Base
333B102 Oil Base Heater
333B88 Heater Box
333A87 Heater Box Cover
508A100 Heater Box Grommet
309A168 Heater Thermostat

15JC-3R/1920R

Generator - 15JC3N4C
Control - Code 32 (W.D.612B1543)
Code 148 (W.D.612C2656)
Code 208 (W.D.625A23)
Code 221 (W.D.625A632)
Engine - Spec R

*141D725 Carburetor (Gas)
*405A1421 Housing Assy.
102B549 Oil Base
333B102 Oil Base Heater
333B88 Heater Box
333A87 Heater Box Cover
508A100 Heater Box Grommet
309A168 Heater Thermostat

15JC-3R/1982R

Generator - 15JC3N4C
Control - Code 147 (W.D.612C2655)
Code 174 (W.D.615B199)
Code 221 (W.D.625A632)
Engine - Spec R

*141D725 Carburetor (Gas)

15JC-3R/1983R

Generator - 15JC3N4C
Control - Code 148 (W.D.612C2656)
Code 221 (W.D.625A632)
Engine - Spec R
*141D725 Carburetor (Gas)

15JC-3R/2088R

Generator - 15JC3N4C
Control - Code 147 (W.D.612C2655)
Code 173 (W.D.615B198)
Code 221 (W.D.625A632)
Engine - Spec R
*141D725 Carburetor (Gas)

15JC-3R/2198P

Generator - 15JC3N4C
Control - Code 148 (W.D.612C2656)
Code 221 (W.D.625A632)
Engine - Spec P
*140K894 Carb. Air Heater Kit
309P196 Hi-Temp. Cut-Off
Switch
309A195 Hi-Temp. Switch
Bracket
508A126 Hi-Temp. Switch
Insulating Washer
508A127 Hi-Temp. Switch
Insulating Bushing
332A876 Hi-Temp. Switch
Terminal

15JC-3R/2198R

Generator - 15JC3N4C
Control - Code 148 (W.D.612C2656)
Code 221 (W.D.625A632)
Engine - Spec R
*140K894 Carb. Air Heater Kit
309P196 Hi-Temp. Cut-Off Switch
309A195 Hi-Temp. Switch Bracket
508A126 Hi-Temp. Switch Insulating Washer
508A127 Hi-Temp. Switch Insulating Bushing
332A876 Hi-Temp. Switch Terminal

15JC-3R/2219R

Generator - 15JC3N4C
Control - Code 148 (W.D.612C2656)
Code 221 (W.D.625A632)
Engine - Spec R
*140K894 Carb. Air Heater Kit
134D1805 Air Outlet Duct

15JC-3R/2442R

Generator - 15JC3N4C
Control - Code 147 (W.D.612C2655)
Code 221 (W.D.625A632)
Engine - Spec R
*141D720 Carburetor (Gas-Gaso)
134D1805 Air Outlet Duct

15JC-3R/2468R

Generator - 15JC3N4C
Control - Code 147 (W.D.612C2655)
Code 221 (W.D.625A632)
Engine - Spec R
*140K893 Carb. Air Heater Kit
134D1805 Air Outlet Duct

15JC-3R/2539R

Generator - 15JC3N4C
Control - Code 147 (W.D.612C2655)
Code 221 (W.D.625A632)
Engine - Spec R
*141D725 Carburetor (Gas)
134D1805 Air Outlet Duct

15JC-3R/2731R

Generator - 15JC3N4C
Control - Code 148 (W.D.612C2656)
Code 221 (W.D.625A632)
Engine - Spec R
*141D720 Carburetor (Gas-Gaso)
134D1805 Air Outlet Duct

15JC-3R/2733P

Generator - 15JC3N4C
Control - Code 147 (W.D.612C2655)
Code 174 (W.D.615B199)
Code 221 (W.D.625A632)
Engine - Spec P
*143B318 Carburetor (Gas)
134D1805 Air Outlet Duct

* Refer to Accessory Section for Component Parts.

▲ Order unit or components not listed from Mfg. giving complete data shown on nameplate of the part.

MODEL DATA SECTION

15JC-3R/2823R

Generator - 15JC3N4C
Control - Code 32 (W.D.612B1543)
Code 148 (W.D.612C2656)
Code 221 (W.D.625A632)
Engine - Spec R
*140K893 Carb. Air Heater Kit
*405A1421 Housing Assy.

15JC-3R/2896R

Generator - 15JC3N4C
Control - Code 148 (W.D.612C2656)
Code 221 (W.D.625A632)
Engine - Spec R
*141D725 Carburetor (Gas)
309P196 Hi-Temp. Cut-Off Switch
309A195 Hi-Temp. Switch Bracket
508A126 Hi-Temp. Switch Insulating Washer
508A127 Hi-Temp. Switch Insulating Bushing
332A876 Hi-Temp. Switch Terminal

15JC-3R/2938R

Generator - 15JC3N4C
Control - Code 32 (W.D.612B1543)
Code 148 (W.D.612C2656)
Code 221 (W.D.625A632)
Engine - Spec R
*141D725 Carburetor (Gas)
*405A1421 Housing Assy.

15JC-3R/3098P

Generator - 15JC3N4C
Control - Code 148 (W.D.612C2656)
Code 221 (W.D.625A632)
Engine - Spec P
*143B307 Carburetor (Gas-Gaso)
134D1805 Air Outlet Duct
309P196 Hi-Temp. Cut-Off Switch
309A195 Hi-Temp. Switch Bracket
508A126 Hi-Temp. Switch Insulating Washer
508A127 Hi-Temp. Switch Insulating Bushing
332A876 Hi-Temp. Switch Terminal

15JC-3R/3098R

Generator - 15JC3N4C
Control - Code 148 (W.D.612C2656)
Code 221 (W.D.625A632)
Engine - Spec R
*141D720 Carburetor (Gas-Gaso)
134D1805 Air Outlet Duct
309P196 Hi-Temp. Cut-Off Switch
309A195 Hi-Temp. Switch Bracket
508A126 Hi-Temp. Switch Insulating Washer
508A127 Hi-Temp. Switch Insulating Bushing
332A876 Hi-Temp. Switch Terminal

15JC-3R/3129R

Generator - 15JC3N4C
Control - Code 147 (W.D.612C2655)
Code 174 (W.D.615B199)
Code 208 (W.D.625A23)
Code 221 (W.D.625A632)
Engine - Spec R
*140K893 Carb. Air Heater Kit
134D1805 Air Outlet Duct
102B549 Oil Base
333B102 Oil Base Heater
333B88 Heater Box
333A87 Heater Box Cover
508A100 Heater Box Grommet
309A168 Heater Thermostat

15JC-3R/3139P

Generator - 15JC3N4C
Control - Code 148 (W.D.612C2656)
Code 221 (W.D.625A632)
Engine - Spec P
*143B318 Carburetor (Gas)
*134D1613 Air Shutter Assy.

15JC-3R/3157R

Generator - 15JC3N4C
Control - Code 148 (W.D.612C2656)
Code 221 (W.D.625A632)
Engine - Spec R
*141D725 Carburetor (Gas)
134D1805 Air Outlet Duct

15JC-3R/3231R

Generator - 15JC3N4C
Control - Code 32 (W.D.612B1543)
Code 148 (W.D.612C2656)
Code 221 (W.D.625A632)
Engine - Spec R
*141D725 Carburetor (Gas)
*405A1421 Housing Assy.
309P196 Hi-Temp. Cut-Off Switch
309A195 Hi-Temp. Switch Bracket
508A126 Hi-Temp. Switch Insulating Washer
508A127 Hi-Temp. Switch Insulating Bushing
332A876 Hi-Temp. Switch Terminal

15JC-3R/3405R

Generator - 15JC3N4C
Control - Code 147 (W.D.612C2655)
Code 185 (W.D.615B232)
Code 221 (W.D.625A632)
Engine - Spec R
*140K893 Carb. Air Heater Kit
134D1805 Air Outlet Duct

15JC-3R/3432P

Generator - 15JC3N4C
Control - Code 32 (W.D.612B1543)
Code 148 (W.D.612C2656)
Code 221 (W.D.625A632)
Engine - Spec P
*143B318 Carburetor (Gas)
*405A1423 Housing Assy.

15JC-3R/3819R

Generator - 15JC3N4C
Control - Code 147 (W.D.612C2655)
Code 221 (W.D.625A632)
Engine - Spec R
*141D725 Carburetor (Gas)
134D1805 Air Outlet Duct
309P196 Hi-Temp. Cut-Off Switch
309A195 Hi-Temp. Switch Bracket
508A126 Hi-Temp. Switch Insulating Washer
508A127 Hi-Temp. Switch Insulating Bushing
332A876 Hi-Temp. Switch Terminal

15JC-3R/3945P

Generator - 15JC/229
Control - Code 250 (W.D.612C2979)
Code 221 (W.D.625A632)
Engine - Spec P
*140K894 Carb. Air Heater Kit

15JC-3R/3945R

Generator - 15JC/229
Control - Code 250 (W.D.612C2979)
Code 221 (W.D.625A632)
Engine - Spec R
*140K894 Carb. Air Heater Kit

15JC-3R/4172P

Generator - 15JC3N4C
Control - Code 147 (W.D.612C2655)
Code 174 (W.D.615B199)
Code 221 (W.D.625A632)
Engine - Spec P
*143B307 Carburetor (Gas-Gaso)
*134D1613 Air Shutter Assy.

15JC-3R/4263P

Generator - 15JC3N4C
Control - Code 32 (W.D.612B1543)
Code 148 (W.D.612C2656)
Code 221 (W.D.625A632)
Engine - Spec P
*140K893 Carb. Air Heater Kit
*405A1423 Housing Assy.
*159A799 Fuel Tank Assy.

15JC-3R/4270P

Generator - 15JC3N4C
Control - Code 148 (W.D.612C2656)
Code 221 (W.D.625A632)
Engine - Spec P
*143B307 Carburetor (Gas-Gaso)
*140K677 Oil Bath Air Cleaner Kit

15JC-3R/4270R

Generator - 15JC3N4C
Control - Code 148 (W.D.612C2656)
Code 221 (W.D.625A632)
Engine - Spec R
*141D720 Carburetor (Gas-Gaso)
*140K677 Oil Bath Air Cleaner Kit

MODEL DATA SECTION

129

15JC-3R/4283R

Generator - 15JC3N4C
Control - Code 32 (W.D.612B1543)
Code 147 (W.D.612C2655)
Code 221 (W.D.625A632)
Engine - Spec R
*140K893 Carb. Air Heater Kit
*405A1421 Housing Assy.
*159B760 Reservoir Tank Assy.

15JC-3R/4471R

Generator - 15JC3N4C
Control - Code 148 (W.D.612C2656)
Code 173 (W.D.615B198)
Code 208 (W.D.625A23)
Code 221 (W.D.625A632)
Engine - Spec R
*141D725 Carburetor (Gas)
102B549 Oil Base
333B102 Oil Base Heater
333B88 Heater Box
333A87 Heater Box Cover
508A100 Heater Box Grommet
309A168 Heater Thermostat

15JC-3R/4655R

Generator - 15JC3N4C
Control - Code 147 (W.D.612C2655)
Code 208 (W.D.625A23)
Code 221 (W.D.625A632)
Engine - Spec R
*140K893 Carb. Air Heater Kit
*159B830 Reservoir Tank Assy.
134D1805 Air Outlet Duct
102B549 Oil Base
333B102 Oil Base Heater
333B88 Heater Box
333A87 Heater Box Cover
508A100 Heater Box Grommet
309A168 Heater Thermostat

15JC-3R/4695P

Generator - 15JC3N4C
Control - Code 32 (W.D.612B1543)
Code 35 (W.D.612B1559)
Code 148 (W.D.612C2656)
Code 221 (W.D.625A632)
Engine - Spec P
*140K893 Carb. Air Heater Kit
*405A1424 Housing Assy.
*159A799 Fuel Tank Assy.

15JC-3R/5063R

Generator - 15JC3N4C
Control - Code 147 (W.D.612C2655)
Code 208 (W.D.625A23)
Code 221 (W.D.625A632)
Engine - Spec R
*141D725 Carburetor (Gas)
134D1805 Air Outlet Duct
102B549 Oil Base
333B102 Oil Base Heater
333B88 Heater Box
333A87 Heater Box Cover
508A100 Heater Box Grommet
309A168 Heater Thermostat

15JC-3R/5142R

Generator - 15JC3N4C
Control - Code 32 (W.D.612B1543)
Code 148 (W.D.612C2656)
Code 208 (W.D.625A23)
Code 221 (W.D.625A423)
Engine - Spec R
*141D720 Carburetor (Gas-Gaso)
*405A1723 Housing Assy.
102B549 Oil Base
333B102 Oil Base Heater
333B88 Heater Box
333A87 Heater Box Cover
508A100 Heater Box Grommet
309A168 Heater Thermostat
155A318 Muffler
140A78 Muffler Mtg. Band (2)
155A979 Flex. Exhaust Tube

15JC-3R/5315P

Generator - 15JC3N4C
Control - Code 32 (W.D.612B1543)
Code 35 (W.D.612B1559)
Code 163 (W.D.612C2759)
Code 221 (W.D.625A632)
Engine - Spec P
*140K893 Carb. Air Heater Kit
*405A1422 Housing Assy.
*159A799 Fuel Tank Assy.

15JC-3R/5356P

Generator - 15JC3N4C
Control - Code 32 (W.D.612B1543)
Code 147 (W.D.612C2655)
Code 221 (W.D.625A632)
Engine - Spec P
*143B318 Carburetor (Gas)
*405A1421 Housing Assy.
155P360 Muffler
140A78 Muffler Mtg. Band (2)
155A949 Flex. Exhaust Tube

15JC-3R/5536P

Generator - 15JC/229
Control - Code 229 (W.D.612C2789)
Code 173 (W.D.615B198)
Code 221 (W.D.625A632)
Engine - Spec P
*143B307 Carburetor (Gas-Gaso)
*134A1711 Air Shutter Assy.

15JC-3R/5723P

Generator - 15JC/229
Control - Code 32 (W.D.612B1543)
Code 162 (W.D.612C2738)
Code 221 (W.D.625A632)
Engine - Spec P
*140K893 Carb. Air Heater Kit
*405A1421 Housing Assy.
*159B760 Reservoir Tank Assy.
309P196 Hi-Temp. Cut-Off Switch
309A195 Hi-Temp. Switch Bracket
508A126 Hi-Temp. Switch Insulating Washer
508A127 Hi-Temp. Switch Insulating Bushing
332A876 Hi-Temp. Switch Terminal

15JC-3R/5772P

Generator - 15JC3N4C
Control - Code 148 (W.D.612C2656)
Code 173 (W.D.615B198)
Code 221 (W.D.625A632)
Engine - Spec P
*140K893 Carb. Air Outlet Duct
*134D1613 Air Shutter Assy.
*159B830 Reservoir Tank Assy.
403B661 Skid Bass
416A501 Battery Bracket (2)
416B502 Battery Hold-down Frame
520A490 Battery Hold-down Stud (2)
416B522 Battery Support Plate
416A133 Battery Jumper Cable

15JC-3R/5780P

Generator - 15JC3N4C
Control - Code 148 (W.D.612C2656)
Code 221 (W.D.625A632)
Engine - Spec P
*143B318 Carburetor (Gas)
*123K748 Oil Level Maintainer Kit
309P196 Hi-Temp. Cut-Off Switch
309A195 Hi-Temp. Switch Bracket
508A126 Hi-Temp. Switch Insulating Washer
508A127 Hi-Temp. Switch Insulating Bushing
332A876 Hi-Temp. Switch Terminal

15JC-3R/5780R

Generator - 15JC3N4C
Control - Code 148 (W.D.612C2656)
Code 221 (W.D.625A632)
Engine - Spec R
*141D725 Carburetor (Gas)
*123K748 Oil Level Maintainer Kit
309P196 Hi-Temp. Cut-Off Switch
309A195 Hi-Temp. Switch Bracket
508A126 Hi-Temp. Switch Insulating Washer
508A127 Hi-Temp. Switch Insulating Bushing
332A876 Hi-Temp. Switch Terminal

15JC-3R/5783P

Generator - 15JC/229
Control - Code 162 (W.D.612C2738)
Code 173 (W.D.615B198)
Code 208 (W.D.625A23)
Code 221 (W.D.625A632)
Engine - Spec P
*143B307 Carburetor (Gas-Gaso)
134D1805 Air Outlet Duct
309P196 Hi-Temp. Cut-Off Switch
309A195 Hi-Temp. Switch Bracket
508A126 Hi-Temp. Switch Insulating Washer
508A127 Hi-Temp. Switch Insulating Bushing

* Refer to Accessory Section for Component Parts.

MODEL DATA SECTION

15JC-3R/5783P (Cont.)

332A876 Hi-Temp. Switch Terminal
102B549 Oil Base
333B102 Oil Base Heater
333B88 Heater Box
333A87 Heater Box Cover
508A100 Heater Box Grommet
309A168 Heater Thermostat

15JC-3R/5811P

Generator - 15JC3N4C

Control - Code 32 (W.D.612B1543)
Code 148 (W.D.612C2656)
Code 221 (W.D.625A632)

Engine - Spec P

*140K893 Carb. Air Heater Kit
*405A1421 Housing Assy.
309P196 Hi-Temp. Cut-Off Switch
309A195 Hi-Temp. Switch Bracket
508A126 Hi-Temp. Switch Insulating Washer
508A127 Hi-Temp. Switch Insulating Bushing
332A876 Hi-Temp. Switch Terminal

15JC-3R/5873P

Generator - 15JC3N4C

Control - Code 147 (W.D.612C2655)
Code 185 (W.D.615B232)
Code 221 (W.D.625A632)

Engine - Spec P

*140K894 Carb. Air Heater Kit
*134D1613 Air Shutter Assy.

15JC-3R/5874P

Generator - 15JC3N4C

Control - Code 32 (W.D.612B1543)
Code 35 (W.D.612B1559)
Code 147 (W.D.612C2655)
Code 208 (W.D.625A23)
Code 221 (W.D.625A632)

Engine - Spec P

*143B318 Carburetor (Gas)
*405A1422 Housing Assy.
102B549 Oil Base
333B102 Oil Base Heater
333B88 Heater Box
333A87 Heater Box Cover
508A100 Heater Box Grommet
309A168 Heater Thermostat
155P360 Muffler
140A78 Muffler Mtg. Band (2)
155A949 Flex. Exhaust Tube

15JC-3R/5875P

Generator - 15JC/229

Control - Code 32 (W.D.612B1543)
Code 33 (W.D.612B1548)
Code 162 (W.D.612C2738)
Code 221 (W.D.625A632)

Engine - Spec P

*140K893 Carb. Air Heater Kit
*405A1424 Housing Assy.
*159B760 Reservoir Tank Assy.

15JC-3R/5881P

Generator - 15JC3N4C

Control - Code 32 (W.D.612B1543)
Code 59 (W.D.612B1786)
Code 147 (W.D.612C2655)
Code 221 (W.D.625A632)

Engine - Spec P

*143B318 Carburetor (Gas)
*405A1424 Housing Assy.

15JC-3R/5891P

Generator - 15JC/229

Control - Code 32 (W.D.612B1543)
Code 59 (W.D.612B1786)
Code 162 (W.D.612C2738)
Code 221 (W.D.625A632)

Engine - Spec P

*140K893 Carb. Air Heater Kit
*405A1422 Housing Assy.
*159A799 Fuel Tank Assy.
309P196 Hi-Temp. Cut-Off Switch
309A195 Hi-Temp. Switch Bracket
508A126 Hi-Temp. Switch Insulating Washer
508A127 Hi-Temp. Switch Insulating Bushing
332A876 Hi-Temp. Switch Terminal

15JC-3R/5891R

Generator - 15JC/229

Control - Code 32 (W.D.612B1543)
Code 59 (W.D.612B1786)
Code 162 (W.D.612C2738)
Code 221 (W.D.625A632)

Engine - Spec R

*140K893 Carb. Air Heater Kit
*405A1422 Housing Assy.
*159A799 Fuel Tank Assy.
309P196 Hi-Temp. Cut-Off Switch
309A195 Hi-Temp. Switch Bracket
508A126 Hi-Temp. Switch Insulating Washer
508A127 Hi-Temp. Switch Insulating Bushing
332A876 Hi-Temp. Switch Terminal

15JC-3R/5902R

Generator - 15JC3N4C

Control - Code 147 (W.D.612C2655)
Code 221 (W.D.625A632)

Engine - Spec R

140P721 Air Cleaner
140P722 Air Cleaner Band (2)
140B720 Air Cleaner Mtg. Bracket
503P419 Air Cleaner Elbow - Rubber
503P365 Air Cleaner Hose Clamp (3)
140A852 Air Cleaner Hose Support

15JC-3R/5902R (Cont.)

140B740 Air Cleaner Air Inlet Tube
503-330 Air Cleaner Hose
140P723 Carb. Air Pre-Cleaner

15JC-3R/5910P

Generator - 15JC3N4C

Control - Code 147 (W.D.612C2655)
Code 173 (W.D.615B198)
Code 221 (W.D.625A632)

Engine - Spec P

*143B307 Carburetor (Gas-Gaso)
*134D1613 Air Shutter Assy.

15JC-3R/5975P

Generator - 15JC3N4C

Control - Code 32 (W.D.612B1543)
Code 38 (W.D.612B1626)
Code 148 (W.D.612C2656)
Code 221 (W.D.625A632)

Engine - Spec P

*140K893 Carb. Air Heater Kit
*405A1424 Housing Assy.
*159A799 Fuel Tank Assy.
155P360 Muffler
140A78 Muffler Mtg. Band (2)
155A949 Flex. Exhaust Tube

15JC-3R/6017P

Generator - 15JC/266

Control - Code 32 (W.D.612B1543)
Code 246 (W.D.612C2971)
Code 247 (W.D.612B2972)
Code 208 (W.D.625A23)
Code 306 (W.D.625A685)

Engine - Spec P

*140K893 Carb. Air Heater Kit
*405A1424 Housing Assy.
102B549 Oil Base
333B102 Oil Base Heater
333A88 Heater Box
333A87 Heater Box Cover
508A100 Heater Box Grommet
309A168 Heater Thermostat
▲166B357 Distributor - Less Cover Adapter, Cover Leads & Condensers
166P245 Breaker Point Set (2)
312A115 Condenser (2)
167A61 Distributor Nipple (2)
166B351 Breaker Point Cover
166B350 Breaker Point Cover Adapter
167-215 Spark Plug (4)
167A1479 Spark Plug Cable - 14" long (2)
167A1480 Spark Plug Cable - 17" long (2)
▲166B382 Ignition Coil (2)
312P83 Coil Feed Thru Condenser (2)
509A102 Condenser Mtg. "o" Ring (2)
166A388 Coil Mtg. Bracket
304A60 Resistor - Fixed (2)
503-465 Ignition Coil Clamp
166A355 Distributor Drive Gear
149B1113 Line - Pump to Carburetor

* Refer to Accessory Section for Component Parts.

▲ Order unit or components not listed from Mfg. giving complete data shown on nameplate of the part.

MODEL DATA SECTION

131

15JC-3R/6045P

Generator - 15JC3N4C
Control - Code 32 (W.D.612B1543)
Code 33 (W.D.612B1548)
Code 148 (W.D.612C2656)
Code 221 (W.D.625A632)
Engine - Spec P
*140K893 Carb. Air Heater Kit
*405A1422 Housing Assy.
*159A799 Fuel Tank Assy.

15JC-3R/6045R

Generator - 15JC3N4C
Control - Code 32 (W.D.612B1543)
Code 33 (W.D.612B1548)
Code 148 (W.D.612C2656)
Code 221 (W.D.625A632)
Engine - Spec R
*140K893 Carb. Air Heater Kit
*405A1422 Housing Assy.
*159A799 Fuel Tank Assy.

15JC-3R/6062P

Generator - 15JC3N4C
Control - Code 148 (W.D.612C2656)
Code 174 (W.D.615B199)
Code 208 (W.D.625A23)
Code 221 (W.D.625A632)
Engine - Spec P
*143B307 Carburetor (Gas-Gaso)
102B549 Oil Base
333B102 Oil Base Heater
333B88 Heater Box
333A87 Heater Box Cover
508A100 Heater Box Grommet
309A168 Heater Thermostat
403B661 Skid Base
416A501 Battery Bracket (2)
416B502 Battery Hold-down Frame
520A490 Battery Hold-down Stud (2)
416B522 Battery Support Plate
416A133 Battery Jumper Cable

15JC-3R/6062R

Generator - 15JC3N4C
Control - Code 148 (W.D.612C2656)
Code 174 (W.D.615B199)
Code 208 (W.D.625A23)
Code 221 (W.D.625A632)
Engine - Spec R
*141D720 Carburetor (Gas-Gaso)
102B549 Oil Base
333B102 Oil Base Heater
333B88 Heater Box
333A87 Heater Box Cover
508A100 Heater Box Grommet
309A168 Heater Thermostat
403B661 Skid Base
416A501 Battery Bracket (2)
416B502 Battery Hold-down Frame
520A490 Battery Hold-down Stud (2)
416B522 Battery Support Plate
416A133 Battery Jumper Cable

15JC-3R/6116P

Generator - 15JC3N4C
Control - Code 147 (W.D.612C2655)
Code 173 (W.D.615B198)
Code 221 (W.D.625A632)
Engine - Spec P
*140K894 Carb. Air Heater Kit
102B549 Oil Base
333B102 Oil Base Heater
333B88 Heater Box
333A87 Heater Box Cover
508A100 Heater Box Grommet
309A168 Heater Thermostat

15JC-3R/6116R

Generator - 15JC3N4C
Control - Code 147 (W.D.612C2655)
Code 173 (W.D.615B198)
Code 221 (W.D.625A632)
Engine - Spec R
*140K894 Carb. Air Heater Kit
102B549 Oil Base
333B102 Oil Base Heater
333B88 Heater Box
333A87 Heater Box Cover
508A100 Heater Box Grommet
309A168 Heater Thermostat

15JC-3R/6119P

Generator - 15JC3N4C
Control - Code 32 (W.D.612B1543)
Code 33 (W.D.612B1548)
Code 147 (W.D.612C2655)
Code 221 (W.D.625A632)
Engine - Spec P
*140K893 Carb. Air Heater Kit
*405A1424 Housing Assy. - NOTE:
Uses #134D1810 Air
Shutter Assy.
*159B760 Reservoir Tank Assy.
309P196 Hi-Temp. Cut-Off
Switch
309A195 Hi-Temp. Switch
Bracket
508A126 Hi-Temp. Switch
Insulating Washer
508A127 Hi-Temp. Switch
Insulating Bushing
332A876 Hi-Temp. Switch
Terminal

15JC-3R/6132P

Generator - 15JC3N4C
Control - Code 148 (W.D.612C2656)
Code 208 (W.D.625A23)
Code 221 (W.D.625A632)
Engine - Spec P
*143B318 Carburetor (Gas)
*134D1613 Air Shutter Assy.
102B549 Oil Base
333B102 Oil Base Heater
333B88 Heater Box
333A87 Heater Box Cover
508A100 Heater Box Grommet
309A168 Heater Thermostat

15JC-3R/6132R

Generator - 15JC3N4C
Control - Code 148 (W.D.612C2656)
Code 208 (W.D.625A23)
Code 221 (W.D.625A632)
Engine - Spec R
*141D725 Carburetor (Gas)
*134D1810 Air Shutter Assy.
309P196 Hi-Temp. Cut-Off Switch
309A195 Hi-Temp. Switch Bracket
508A126 Hi-Temp. Switch Insula-
ting Washer
508A127 Hi-Temp. Switch Insula-
ting Bushing
332A876 Hi-Temp. Switch Termi-
nal
102B549 Oil Base
333B102 Oil Base Heater
333B88 Heater Box
333A87 Heater Box Cover
508A100 Heater Box Grommet
416B587 Battery Cable - 30" (2)
309A168 Heater Thermostat

15JC-3R/6164R

Generator - 15JC3N4C
Control - Code 148 (W.D.612C2656)
Code 174 (W.D.615B199)
Code 221 (W.D.625A632)
Engine - Spec R
*141D720 Carburetor (Gas-Gaso)
*134D1810 Air Shutter Assy.
309P196 Hi-Temp. Cut-Off Switch
309A195 Hi-Temp. Switch Bracket
508A126 Hi-Temp. Switch Insula-
ting Washer
508A127 Hi-Temp. Switch Insula-
ting Bushing
332A876 Hi-Temp. Switch Termi-
nal

15JC-3R/6180R

Generator - 15JC3N4C
Control - Code 147 (W.D.612C2655)
Code 221 (W.D.625A632)
Engine - Spec R
*141D720 Carburetor (Gas-Gaso)
*134D1810 Air Shutter Assy.
309P196 Hi-Temp. Cut-Off Switch
309A195 Hi-Temp. Switch Bracket
508A126 Hi-Temp. Switch Insula-
ting Washer
508A127 Hi-Temp. Switch Insula-
ting Bushing
332A876 Hi-Temp. Switch Termi-
nal

15JC-3R/6201R

Generator - 15JC/229
Control - Code 32 (W.D.612B1543)
Code 162 (W.D.612C2738)
Code 221 (W.D.625A632)
Engine - Spec R
*140K893 Carb. Air Heater Kit
*405A1421 Housing Assy.
309P196 Hi-Temp. Cut-Off Switch
309A195 Hi-Temp. Switch Bracke

* Refer to Accessory Section for Component Parts.

MODEL DATA SECTION

15JC-3R/6201R (Cont.)

508A126 Hi-Temp. Switch Insulating Washer
508A127 Hi-Temp. Switch Insulating Bushing
332A876 Hi-Temp. Switch Terminal

15JC-3R/6223R

Generator - 15JC3N4C
Control - Code 148 (W.D.612C2656)
Code 174 (W.D.615B199)
Code 208 (W.D.625A23)
Code 221 (W.D.625A632)
Engine - Spec R
*141D725 Carburetor (Gas)
309P196 Hi-Temp. Cut-Off Switch
309A195 Hi-Temp. Switch Bracket
508A126 Hi-Temp. Switch Insulating Washer
508A127 Hi-Temp. Switch Insulating Bushing
332A876 Hi-Temp. Switch Terminal
102B549 Oil Base
333B102 Oil Base Heater
333B88 Heater Box
333A87 Heater Box Cover
508A100 Heater Box Grommet
309A168 Heater Thermostat

15JC-3R/6233P

Generator - 15JC3N4C
Control - Code 32 (W.D.612B1543)
Code 33 (W.D.612B1548)
Code 148 (W.D.612C2656)
Code 221 (W.D.625A632)
Engine - Spec P
*140K893 Carb. Air Heater Kit
*405A1424 Housing Assy. - NOTE:
Uses #134D1810 Air Shutter Assy.
309P196 Hi-Temp. Cut-Off Switch
309A195 Hi-Temp. Switch Bracket
508A126 Hi-Temp. Switch Insulating Washer
508A127 Hi-Temp. Switch Insulating Bushing
332A876 Hi-Temp. Switch Terminal

15JC-3R/6251R

Generator - 15JC3N4C
Control - Code 147 (W.D.612C2655)
Code 221 (W.D.625A632)
Engine - Spec R
*140K893 Carb. Air Heater Kit
*134D1810 Air Shutter Assy.
309P196 Hi-Temp. Cut-Off Switch
309A195 Hi-Temp. Switch Bracket
508A126 Hi-Temp. Switch Insulating Washer
508A127 Hi-Temp. Switch Insulating Bushing
332A876 Hi-Temp. Switch Terminal

15JC-3R/6263R

Generator - 15JC3N4C
Control - Code 32 (W.D.612B1543)
Code 33 (W.D.612B1548)
Code 148 (W.D.612C2656)
Code 208 (W.D.625A23)
Code 221 (W.D.625A632)
Engine - Spec R
*141D720 Carburetor (Gas-Gaso)
*405A1422 Housing Assy.
102B549 Oil Base
333B102 Oil Base Heater
333B88 Heater Box
333A87 Heater Box Cover
508A100 Heater Box Grommet
309A168 Heater Thermostat

15JC-3R/6266R

Generator - 15JC3N4C
Control - Code 32 (W.D.612B1543)
Code 35 (W.D.612B1559)
Code 147 (W.D.612C2655)
Code 221 (W.D.625A632)
Engine - Spec R
*141D725 Carburetor (Gas)
*405A1424 Housing Assy. - NOTE:
Uses #134D1810 Air Shutter Assy.
309P196 Hi-Temp. Cut-Off Switch
309A195 Hi-Temp. Switch Bracket
508A126 Hi-Temp. Switch Insulating Washer
508A127 Hi-Temp. Switch Insulating Bushing
332A876 Hi-Temp. Switch Terminal

15JC-3R/6300R

Generator - 15JC3N4C
Control - Code 148 (W.D.612C2656)
Code 174 (W.D.615B199)
Code 208 (W.D.625A23)
Code 221 (W.D.625A632)
Engine - Spec R
*141D720 Carburetor (Gas-Gaso)
*134D1810 Air Shutter Assy.
309P196 Hi-Temp. Cut-Off Switch
309A195 Hi-Temp. Switch Bracket
508A126 Hi-Temp. Switch Insulating Washer
508A127 Hi-Temp. Switch Insulating Bushing
332A876 Hi-Temp. Switch Terminal
102B549 Oil Base
333B102 Oil Base Heater
333B88 Heater Box
333A87 Heater Box Cover
508A100 Heater Box Grommet
309A168 Heater Thermostat

15JC-3R/6354R

Generator - 15JC3N4C
Control - Code 148 (W.D.612C2656)
Code 174 (W.D.615B199)
Code 221 (W.D.625A632)
Engine - Spec R
*141D725 Carburetor (Gas)
*134D1810 Air Shutter Assy.
309P196 Hi-Temp. Cut-Off Switch
309A195 Hi-Temp. Switch Bracket
508A126 Hi-Temp. Switch Insulating Washer
508A127 Hi-Temp. Switch Insulating Bushing
332A876 Hi-Temp. Switch Terminal

15JC-3R/6363R

Generator - 15JC/229
Control - Code 32 (W.D.612B1543)
Code 162 (W.D.612C2738)
Code 221 (W.D.625A632)
Engine - Spec R
*140K893 Carb. Air Heater Kit
*405A1421 Housing Assy.
*159B760 Reservoir Tank Assy.
309P196 Hi-Temp. Cut-Off Switch
309A195 Hi-Temp. Switch Bracket
508A126 Hi-Temp. Switch Insulating Washer
508A127 Hi-Temp. Switch Insulating Bushing
332A876 Hi-Temp. Switch Terminal

15JC-3R/6365R

Generator - 15JC3N4C
Control - Code 32 (W.D.612B1543)
Code 147 (W.D.612C2655)
Code 221 (W.D.625A632)
Engine - Spec R
*141D725 Carburetor (Gas)
*405A1423 Housing Assy. - NOTE:
Uses #134D1810 Air Shutter Assy.
309P196 Hi-Temp. Cut-Off Switch
309A195 Hi-Temp. Switch Bracket
508A126 Hi-Temp. Switch Insulating Washer
508A127 Hi-Temp. Switch Insulating Bushing
332A876 Hi-Temp. Switch Terminal

15JC-3R/6375R

Generator - 15JC3N4C
Control - Code 32 (W.D.612B1543)
Code 148 (W.D.612C2656)
Code 221 (W.D.625A632)
Engine - Spec R
*141D725 Carburetor (Gas)
*405A1423 Housing Assy. - NOTE:
Uses #134D1810 Air Shutter Assy.
309P196 Hi-Temp. Cut-Off Switch
309A195 Hi-Temp. Switch Bracket
508A126 Hi-Temp. Switch Insulating Washer

MODEL DATA SECTION

133

<p><u>15JC-3R/6375R (Cont.)</u> 508A127 Hi-Temp. Switch Insulating Bushing 332A876 Hi-Temp. Switch Terminal</p>	<p><u>15JC-3R/6438R (Cont.)</u> 309P196 Hi-Temp. Cut-Off Switch 309A195 Hi-Temp. Switch Bracket 508A126 Hi-Temp. Switch Insulating Washer 508A127 Hi-Temp. Switch Insulating Bushing 332A876 Hi-Temp. Switch Terminal</p>	<p><u>15JC-3R/6569R</u> Generator - 15JC3N4C Control - Code 148 (W.D.612C2656) Code 173 (W.D.615B198) Code 221 (W.D.625A632) Engine - Spec R *140K893 Carb. Air Heater Kit 134D1805 Air Outlet Duct 309P196 Hi-Temp. Cut-Off Switch 309A195 Hi-Temp. Switch Bracket 508A126 Hi-Temp. Switch Insulating Washer 508A127 Hi-Temp. Switch Insulating Bushing 332A876 Hi-Temp. Switch Terminal</p>
<p><u>15JC-3R/6378R</u> Generator - 15JC3N4C Control - Code 147 (W.D.612C2655) Code 174 (W.D.615B199) Code 221 (W.D.625A632) Engine - Spec R *141D720 Carburetor (Gas-Gaso) *134D1810 Air Shutter Assy. 309P196 Hi-Temp. Cut-Off Switch 309A195 Hi-Temp. Switch Bracket 508A126 Hi-Temp. Switch Insulating Washer 508A127 Hi-Temp. Switch Insulating Bushing 332A876 Hi-Temp. Switch Terminal</p>	<p><u>15JC-3R/6479R</u> Generator - 15JC3N4C Control - Code 32 (W.D.612B1543) Code 140 (W.D.612A2592) Code 147 (W.D.612C2655) Code 208 (W.D.625A23) Code 221 (W.D.625A632) Engine - Spec R *140K893 Carb. Air Heater Kit *405A1422 Housing Assy. *159B760 Reservoir Tank Assy. 102B549 Oil Base 333B102 Oil Base Heater 333B88 Heater Box 333A87 Heater Box Cover 508A100 Heater Box Grommet 309A168 Heater Thermostat</p>	<p><u>15JC-3R/6589R</u> Generator - 15JC3N4C Control - Code 32 (W.D.612B1543) Code 148 (W.D.612C2656) Code 208 (W.D.625A23) Code 221 (W.D.625A632) Engine - Spec R *141D725 Carburetor (Gas) *405A1423 Housing Assy. - NOTE: Uses #134D1810 Air Shutter Assy. 309P196 Hi-Temp. Cut-Off Switch 309A195 Hi-Temp. Switch Bracket 508A126 Hi-Temp. Switch Insulating Washer 508A127 Hi-Temp. Switch Insulating Bushing 332A876 Hi-Temp. Switch Terminal 102B549 Oil Base 333B102 Oil Base Heater 333B88 Heater Box 333A87 Heater Box Cover 508A100 Heater Box Grommet 309A168 Heater Thermostat</p>
<p><u>15JC-3R/6401R</u> Generator - 15JC3N4C Control - Code 32 (W.D.612B1543) Code 148 (W.D.612C2656) Code 221 (W.D.625A632) Engine - Spec R *140K893 Carb. Air Heater Kit *405A1421 Housing Assy. - NOTE: Uses #134D1810 Air Shutter Assy. *159A799 Fuel Tank Assy. 309P196 Hi-Temp. Cut-Off Switch 309A195 Hi-Temp. Switch Bracket 508A126 Hi-Temp. Switch Insulating Washer 508A127 Hi-Temp. Switch Insulating Bushing 332A876 Hi-Temp. Switch Terminal</p>	<p><u>15JC-3R/6485R</u> Generator - 15JC3N4C Control - Code 32 (W.D.612B1543) Code 147 (W.D.612C2655) Code 221 (W.D.625A632) Engine - Spec R *140K893 Carb. Air Heater Kit *405A1723 Housing Assy. *159A799 Fuel Tank Assy. 155P360 Muffler 140A78 Muffler Mtg. Band (2) 155A979 Flex. Exhaust Tube</p>	<p><u>15JC-3R/6595R</u> Generator - 15JC3N4C Control - Code 32 (W.D.612B1543) Code 35 (W.D.612B1559) Code 158 (W.D.612C2734) Code 221 (W.D.625A632) Engine - Spec R *140K893 Carb. Air Heater Kit *405A1422 Housing Assy. *159A799 Fuel Tank Assy. 309P206 Hi-Temp. Cut-Off Switch 309A195 Hi-Temp. Switch Bracket 508A126 Hi-Temp. Switch Insulating Washer 508A127 Hi-Temp. Switch Insulating Bushing 332A876 Hi-Temp. Switch Terminal</p>
<p><u>15JC-3R/6419R</u> Generator - 15JC3N4C Control - Code 148 (W.D.612C2656) Code 208 (W.D.625A23) Code 221 (W.D.625A632) Engine - Spec R *141D720 Carburetor (Gas-Gaso) *159B760 Fuel Tank Assy. 102B549 Oil Base 333B102 Oil Base Heater 333B88 Heater Box 333A87 Heater Box Cover 508A100 Heater Box Grommet 309A168 Heater Thermostat</p>	<p><u>15JC-3R/6519R</u> Generator - 15JC3N4C Control - Code 148 (W.D.612C2656) Code 174 (W.D.615B199) Code 221 (W.D.625A632) Engine - Spec R *140K893 Carb. Air Heater Kit 134D1805 Air Outlet Duct 309P196 Hi-Temp. Cut-Off Switch 309A195 Hi-Temp. Switch Bracket 508A126 Hi-Temp. Switch Insulating Washer 508A127 Hi-Temp. Switch Insulating Bushing 332A876 Hi-Temp. Switch Terminal</p>	<p><u>15JC-3R/6595R</u> Generator - 15JC3N4C Control - Code 32 (W.D.612B1543) Code 35 (W.D.612B1559) Code 158 (W.D.612C2734) Code 221 (W.D.625A632) Engine - Spec R *140K893 Carb. Air Heater Kit *405A1422 Housing Assy. *159A799 Fuel Tank Assy. 309P206 Hi-Temp. Cut-Off Switch 309A195 Hi-Temp. Switch Bracket 508A126 Hi-Temp. Switch Insulating Washer 508A127 Hi-Temp. Switch Insulating Bushing 332A876 Hi-Temp. Switch Terminal</p>
<p><u>15JC-3R/6438R</u> Generator - 15JC/300 Control - Code 264 (W.D.612C3199) Code 185 (W.D.615B232) Code 223 (W.D.625A711) Engine - Spec R *140K894 Carb. Air Heater Kit 149C805 Fuel Pump</p>	<p><u>15JC-3R/6519R</u> Generator - 15JC3N4C Control - Code 148 (W.D.612C2656) Code 174 (W.D.615B199) Code 221 (W.D.625A632) Engine - Spec R *140K893 Carb. Air Heater Kit 134D1805 Air Outlet Duct 309P196 Hi-Temp. Cut-Off Switch 309A195 Hi-Temp. Switch Bracket 508A126 Hi-Temp. Switch Insulating Washer 508A127 Hi-Temp. Switch Insulating Bushing 332A876 Hi-Temp. Switch Terminal</p>	

* Refer to Accessory Section for Component Parts.

MODEL DATA SECTION

15JC-3R/6598R

Generator - 15JC3N4C
Control - Code 32 (W.D.612B1543)
Code 147 (W.D.612C2655)
Code 221 (W.D.625A632)
Engine - Spec R
*140K893 Carb. Air Heater Kit
*405A1723 Housing Assy.
155P360 Muffler
140A78 Muffler Mtg. Band (2)
155A949 Flex. Exhaust Tube

15JC-3R/6613R

Generator - 15JC3N4C
Control - Code 166 (W.D.612C2790)
Code 185 (W.D.615B232)
Code 221 (W.D.625A632)
Engine - Spec R
*141D725 Carburetor (Gas)
134D1805 Air Outlet Duct
403B661 Skid Base
416A501 Battery Bracket (2)
416B502 Battery Hold-down Frame
520A490 Battery Hold-down Stud (2)
416A133 Battery Jumper Cable

15JC-3R/6625R

Generator - 15JC3N4C
Control - Code 240 (W.D.612B2895)
Code 208 (W.D.625A23)
Code 221 (W.D.625A632)
Engine - Spec R
*141D725 Carburetor (Gas)
134D1805 Air Outlet Duct
102B549 Oil Base
333B102 Oil Base Heater
333B88 Heater Box
333A87 Heater Box Cover
508A100 Heater Box Grommet
309A168 Heater Thermostat

15JC-3R/6644R

Generator - 15JC3N4C
Control - Code 148 (W.D.612C2656)
Code 191 (W.D.615B244)
Code 221 (W.D.625A632)
Engine - Spec R
*141D725 Carburetor (Gas)
134D1805 Air Outlet Duct
309P196 Hi-Temp. Cut-Off Switch
309A195 Hi-Temp. Switch Bracket
508A126 Hi-Temp. Switch Insulating Washer
508A127 Hi-Temp. Switch Insulating Bushing
332A876 Hi-Temp. Switch Terminal

15JC-3R/6647R

Generator - 15JC3N4C
Control - Code 148 (W.D.612C2656)
Code 174 (W.D.615B199)
Code 221 (W.D.625A632)
Engine - Spec R
*140K894 Carb. Air Heater Kit
*159B830 Reservoir Tank Assy.

15JC-3R/6647R (Cont.)

403B661 Skid Base
416A501 Battery Bracket (2)
416B502 Battery Hold-down Frame
520A490 Battery Hold-down Stud (2)
416A133 Battery Jumper Cable

15JC-3R/6688R

Generator - 15JC3N4C
Control - Code 32 (W.D.612B1543)
Code 35 (W.D.612B1559)
Code 148 (W.D.612C2656)
Code 221 (W.D.625A632)
Engine - Spec R
*140K893 Carb. Air Heater Kit
*405A1422 Housing Assy.

15JC-3R/6698R

Generator - 15JC/229
Control - Code 32 (W.D.612B1543)
Code 33 (W.D.612B1548)
Code 162 (W.D.612C2738)
Code 221 (W.D.625A632)
Engine - Spec R
*140K893 Carb. Air Heater Kit
*405A1424 Housing Assy. -NOTE:
Uses #134D1810 Air Shutter Assy.
*159B760 Reservoir Tank Assy.
*123K748 Oil Level Maintainer Kit
309P196 Hi-Temp. Cut-Off Switch
309A195 Hi-Temp. Switch Bracket
508A126 Hi-Temp. Switch Insulating Washer
508A127 Hi-Temp. Switch Insulating Bushing
332A876 Hi-Temp. Switch Terminal

15JC-3R/6702R

Generator - 15JC3N4C
Control - Code 32 (W.D.612B1543)
Code 147 (W.D.612C2655)
Code 221 (W.D.625A632)
Engine - Spec R
*140K893 Carb. Air Heater Kit
*405A1423 Housing Assy. -NOTE:
Uses #134D1810 Air Shutter Assy.
309P196 Hi-Temp. Cut-Off Switch
309A195 Hi-Temp. Switch Bracket
508A126 Hi-Temp. Switch Insulating Washer
508A127 Hi-Temp. Switch Insulating Bushing
332A876 Hi-Temp. Switch Terminal

15JC-3R/6767R

Generator - 15JC3N4C
Control - Code 32 (W.D.612B1543)
Code 147 (W.D.612C2655)
Code 221 (W.D.625A632)
Engine - Spec R
*140K893 Carb. Air Heater Kit
*405A1423 Housing Assy. - NOTE:
Uses #134D1810 Air Shutter Assy.
309P196 Hi-Temp. Cut-Off Switch
309A195 Hi-Temp. Switch Bracket
508A126 Hi-Temp. Switch Insulating Washer
508A127 Hi-Temp. Switch Insulating Bushing
332A876 Hi-Temp. Switch Terminal

15JC-3R/6813R

Generator - 15JC3N4C
Control - Code 147 (W.D.612C2655)
Code 221 (W.D.625A632)
Engine - Spec R
*141D725 Carburetor (Gas)
*134D1810 Air Shutter Assy.

15JC-3R/6859R

Generator - 15JC3N4C
Control - Code 32 (W.D.612B1543)
Code 33 (W.D.612B1548)
Code 147 (W.D.612C2655)
Code 221 (W.D.625A632)
Engine - Spec R
*140K893 Carb. Air Heater Kit
*405A1424 Housing Assy. - NOTE:
Uses #134D1810 Air Shutter Assy.
*159A799 Fuel Tank Assy.
309P196 Hi-Temp. Cut-Off Switch
309A195 Hi-Temp. Switch Bracket
508A126 Hi-Temp. Switch Insulating Washer
508A127 Hi-Temp. Switch Insulating Bushing
332A876 Hi-Temp. Switch Terminal

15JC-3R/6893R

Generator - 15JC3N4C
Control - Code 148 (W.D.612C2656)
Code 221 (W.D.625A632)
Engine - Spec R
*140K893 Carb. Air Heater Kit
*405A1423 Housing Assy. - NOTE:
Uses #134D1810 Air Shutter Assy.
309P196 Hi-Temp. Cut-Off Switch
309A195 Hi-Temp. Switch Bracket
508A126 Hi-Temp. Switch Insulating Washer
508A127 Hi-Temp. Switch Insulating Bushing
332A876 Hi-Temp. Switch Terminal

* Refer to Accessory Section for Component Parts.

MODEL DATA SECTION

135

15JC-3R/6893R

Generator - 15JC3N4C
Control - Code 148 (W.D.612C2656)
Code 221 (W.D.625A632)
Engine - Spec R
*140K893 Carb. Air Heater Kit
*405A1423 Housing Assy. - NOTE:
Uses #134D1810 Air
Shutter Assy.
309P196 Hi-Temp. Cut-Off Switch
309A195 Hi-Temp. Switch Bracket
508A126 Hi-Temp. Switch Insula-
ting Washer
508A127 Hi-Temp. Switch Insula-
ting Bushing
332A876 Hi-Temp. Switch Termi-
nal

15JC-3R/6922R

Generator - 15JC/229
Control - Code 280 (W.D.612C3392)
Code 191 (W.D.615B244)
Code 221 (W.D.625A632)
Engine - Spec R
*140K894 Carb. Air Heater Kit
309P206 Hi-Temp. Cut-Off Switch
309A196 Hi-Temp. Switch Bracket
508A126 Hi-Temp. Switch Insula-
ting Washer
508A127 Hi-Temp. Switch Insula-
ting Bushing
332A876 Hi-Temp. Switch Termi-
nal

15JC-3R/6927R

Generator - 15JC/229
Control - Code 32 (W.D.612B1543)
Code 38 (W.D.612B1626)
Code 162 (W.D.612C2738)
Code 221 (W.D.625A632)
Engine - Spec R
*140K893 Carb. Air Heater Kit
*405A1422 Housing Assy.
*159B760 Reservoir Tank Assy.
309P196 Hi-Temp. Cut-Off Switch
309A195 Hi-Temp. Switch Bracket
508A126 Hi-Temp. Switch Insula-
ting Washer
508A127 Hi-Temp. Switch Insula-
ting Bushing
332A876 Hi-Temp. Switch Termi-
nal

15JC-3R/6935R

Generator - 15JC3N4C
Control - Code 32 (W.D.612B1543)
Code 59 (W.D.612B1786)
Code 147 (W.D.612C2655)
Code 208 (W.D.625A23)
Code 221 (W.D.625A632)
Engine - Spec R
*140K893 Carb. Air Heater Kit
*405A1422 Housing Assy.
*159B760 Reservoir Tank Assy.
102B549 Oil Base
333B102 Oil Base Heater
333B88 Heater Box
333A87 Heater Box Cover
508A100 Heater Box Grommet
309A168 Heater Thermostat

15JC-3R/7026R

Generator - 15JC3N4C
Control - Code 158 (W.D.612C2734)
Code 173 (W.D.615B198)
Code 221 (W.D.625A632)
Engine - Spec R
*141A720 Carburetor (Gas-Gaso)
*134D1810 Air Shutter Assy.
309P206 Hi-Temp. Cut-Off
Switch
309A195 Hi-Temp. Switch
Bracket
508A126 Hi-Temp. Switch
Insulating Washer
508A127 Hi-Temp. Switch
Insulating Bushing
332A876 Hi-Temp. Switch
Terminal

15JC-3R/7063R

Generator - 15JC3N4C
Control - Code 32 (W.D.612B1543)
Code 166 (W.D.612C2790)
Code 208 (W.D.625A23)
Code 221 (W.D.625A632)
Engine - Spec R
*141D725 Carburetor (Gas)
*405A1421 Housing Assy.
102B549 Oil Base
333B102 Oil Base Heater
333B88 Heater Box
333A87 Heater Box Cover
508A100 Heater Box Grommet
309A168 Heater Thermostat

15JC-3R/7065R

Generator - 15JC3N4C
Control - Code 166 (W.D.612C2790)
Code 208 (W.D.625A23)
Code 221 (W.D.625A632)
Engine - Spec R
*141D725 Carburetor (Gas)
102B549 Oil Base
333B102 Oil Base Heater
333B88 Heater Box
333A87 Heater Box Cover
508A100 Heater Box Grommet
309A168 Heater Thermostat

15JC-3R/7122R

Generator - 15JC3N4C
Control - Code 32 (W.D.612B1543)
Code 148 (W.D.612C2656)
Code 221 (W.D.625A632)
Engine - Spec R
*141D725 Carburetor (Gas)
*405A1723 Housing Assy.
309P196 Hi-Temp. Cut-Off
Switch
309A195 Hi-Temp. Switch
Bracket
508A126 Hi-Temp. Switch
Insulating Washer
508A127 Hi-Temp. Switch
Insulating Bushing
332A876 Hi-Temp. Switch
Terminal

15JC-3R/7122R (Cont.)

155P360 Muffler
140A78 Muffler Mtg. Band (2)
155A949 Flex. Exhaust Tube

15JC-3R/7174R

Generator - 15JC/229
Control - Code 290 (W.D.612C3500)
Code 173 (W.D.615B198)
Code 208 (W.D.625A23)
Code 221 (W.D.625A632)
Engine - Spec R
*140K893 Carb. Air Heater Kit
*403A792 Skid Base Assy.
*159B760 Reservoir Tank Assy.
309P196 Hi-Temp. Cut-Off Switch
309A195 Hi-Temp. Switch Bracket
508A126 Hi-Temp. Switch Insula-
ting Washer
508A127 Hi-Temp. Switch Insula-
ting Bushing
332A876 Hi-Temp. Switch Termi-
nal
134D1805 Air Outlet Duct
416B522 Battery Support Plate
102B549 Oil Base
333B102 Oil Base Heater
333B88 Heater Box
333A87 Heater Box Cover
508A100 Heater Box Grommet
309A168 Heater Thermostat

15JC-3R/7201R

Generator - 15JC3N4C
Control - Code 236 (W.D.612C2870)
Code 221 (W.D.625A632)
Engine - Spec R
*141D725 Carburetor (Gas)
134D1805 Air Outlet Duct
140P721 Air Cleaner
140P722 Air Cleaner Band (2)
140B720 Air Cleaner Mtg.
Bracket
503P419 Air Cleaner Elbow -
Rubber
503P365 Air Cleaner Hose Clamp
(3)
140A852 Air Cleaner Hose
Support
140B740 Air Cleaner Air Inlet
Tube
503-330 Air Cleaner Hose
140P723 Carb. Air Pre-Cleaner
309P196 Hi-Temp. Cut-Off Switch
309A195 Hi-Temp. Switch Bracket
508A126 Hi-Temp. Switch Insula-
ting Washer
508A127 Hi-Temp. Switch Insula-
ting Bushing
332A876 Hi-Temp. Switch Termi-
nal

* Refer to Accessory Section for Component Parts.

MODEL DATA SECTION

15JC-3R/7203R

Generator - 15JC/229
 Control - Code 32 (W.D.612B1543)
 Code 35 (W.D.612B1559)
 Code 162 (W.D.612C2738)
 Code 208 (W.D.625A23)
 Code 221 (W.D.625A632)
 Engine - Spec R
 *140K893 Carb. Air Heater Kit
 *405A1424 Housing Assy. - NOTE:
 Uses #134D1810 Air
 Shutter Assy.
 *159B830 Reservoir Tank Assy.
 309P196 Hi-Temp. Cut-Off Switch
 309A195 Hi-Temp. Switch Bracket
 508A126 Hi-Temp. Switch Insula-
 ting Washer
 508A127 Hi-Temp. Switch Insula-
 ting Bushing
 332A876 Hi-Temp. Switch Termi-
 nal
 102B549 Oil Base
 333B102 Oil Base Heater
 333B88 Heater Box
 333A87 Heater Box Cover
 508A100 Heater Box Grommet
 309A168 Heater Thermostat

15JC-3R/7343R

Generator - 15JC3N4C
 Control - Code 32 (W.D.612B1543)
 Code 148 (W.D.612C2656)
 Code 221 (W.D.625A632)
 Engine - Spec R
 *140K893 Carb. Air Heater Kit
 *405A1725 Housing Assy.
 309P196 Hi-Temp. Cut-Off Switch
 309A195 Hi-Temp. Switch Bracket
 508A126 Hi-Temp. Switch Insula-
 ting Washer
 508A127 Hi-Temp. Switch Insula-
 ting Bushing
 332A876 Hi-Temp. Switch Termi-
 nal
 *159A799 Fuel Tank Assy.
 155P360 Muffler
 140A78 Muffler Mtg. Band (2)
 155A949 Flex. Exhaust Tube

15JC-3R30/2468R

Generator - 15JC3N4C
 Control - Code 257 (W.D.612C3076)
 Code 221 (W.D.625A632)
 Engine - Spec R
 *140K894 Carb. Air Heater Kit
 134D1805 Air Outlet Duct
 307B845 Start Solenoid
 306A195 Start Solenoid Bracket
 415K3 Underground Fuel Tank
 (55 gal.) Includes
 Fittings
 415K7 Fuel Line Kit (25 ft. x
 5/16") Includes Elbows
 & Connector

15JC-3R31/2468R

Generator - 15JC3N4C
 Control - Code 257 (W.D.612C3076)
 Code 221 (W.D.625A632)
 Engine - Spec R
 *141D725 Carburetor (Gas)
 134D1805 Air Outlet Duct
 112A106 Piston & Pin Assy.
 (4)
 307B845 Start Solenoid
 306A195 Start Solenoid
 Bracket
 307P312 Supply Line Fuel
 Solenoid Valve -
 Electric
 149P558 Supply Line Fuel
 Strainer

15JC-3R131/2468P

Generator - 15JC3N4C
 Control - Code 121 (W.D.612C2402)
 Code 221 (W.D.625A632)
 Engine - Spec P
 *143B318 Carburetor (Gas)
 134D1805 Air Outlet Duct
 104B477 Crankshaft
 134B1446 Flywheel & Hub
 134B1486 Flywheel Only
 307P312 Supply Line Fuel
 Solenoid Valve -
 Electric

149P558 Supply Line Fuel
 Strainer
 *191B453 Starter Motor -
 Incl. Gear
 336A1199 Starter to Solenoid
 Lead
 191A457 Idler Gear Assy.
 191A354 Crankshaft Gear &
 Clutch
 191A342 Idler Gear Base &
 Shaft
 518-196 Idler Gear Retaining
 Ring
 526-175 Idler Gear Thrust
 Washer
 307B845 Start Solenoid
 306A195 Start Solenoid
 Bracket
 103C252 Gear Cover Assy.
 103C231 Gear Cover Gasket
 103D225 Gear Cover Backplate
 338B366 Solenoid to Control
 Wiring Harness
 338B336 Start-Disconnect
 Switch to Control
 Wiring Harness

15JC-3R131/2468R

Generator - 15JC3N4C
 Control - Code 257 (W.D.612C3076)
 Code 221 (W.D.625A632)
 Engine - Spec R
 *141D725 Carburetor (Gas)
 134D1805 Air Outlet Duct
 307B845 Start Solenoid
 306A195 Start Solenoid
 Bracket

15JC-3R131/2468R (Cont.)

307P312 Supply Line Fuel Sole-
 noid Valve - Electric
 149P558 Supply Line Fuel
 Strainer

15JC-3R131/6362R

Generator - 15JC3N4C
 Control - Code 32 (W.D.612B1543)
 Code 257 (W.D.612C3076)
 Code 208 (W.D.625A23)
 Code 221 (W.D.625A632)
 Engine - Spec R
 *141D725 Carburetor (Gas)
 *405A1423 Housing Assy. - NOTE:
 Uses #134D1810 Air
 Shutter Assy.
 102B549 Oil Base
 333B102 Oil Base Heater
 333B88 Heater Box
 333A87 Heater Box Cover
 508A100 Heater Box Grommet
 309A168 Heater Thermostat
 307B845 Start Solenoid
 306A195 Start Solenoid Bracket
 307P312 Supply Line Fuel Sole-
 noid Valve - Electric
 149P558 Supply Line Fuel
 Strainer

15JC-3RV/1R

Generator - 15JC3N4C
 Control - Code 147 (W.D.612C2655)
 Code 221 (W.D.625A632)
 Engine - Spec R
 Vacu-Flo Cooled
 *140K892 Carb. Air Heater Kit

15JC-3RV/12R

Generator - 15JC3N4C
 Control - Code 147 (W.D.612C2655)
 Code 221 (W.D.625A632)
 Engine - Spec R
 Vacu-Flo Cooled
 *141D720 Carburetor (Gas-Gaso)

15JC-3RV/13R

Generator - 15JC3N4C
 Control - Code 147 (W.D.612C2655)
 Code 221 (W.D.625A632)
 Engine - Spec R
 Vacu-Flo Cooled
 *141D725 Carburetor (Gas)

15JC-3RV/55R

Generator - 15JC3N4C
 Control - Code 148 (W.D.612C2656)
 Code 221 (W.D.625A632)
 Engine - Spec R
 Vacu-Flo Cooled
 *141D720 Carburetor (Gas-Gaso)

15JC-3RV/96R

Generator - 15JC3N4C
 Control - Code 148 (W.D.612C2656)
 Code 221 (W.D.625A632)
 Engine - Spec R
 Vacu-Flo Cooled
 *141K892 Carb. Air Heater Kit

MODEL DATA SECTION

137

15JC-3RV/248P

Generator - 15JC3N4C
Control - Code 147 (W.D.612C2655)
Code 208 (W.D.625A23)
Code 221 (W.D.625A632)
Engine - Spec P
Vacu-Flo Cooled
*141K892 Carb. Air Heater Kit
102B549 Oil Base
333B102 Oil Base Heater
333B88 Heater Box
333A87 Heater Box Cover
508A100 Heater Box Grommet
309A168 Heater Thermostat

15JC-3RV31/1R

Generator - 15JC3N4C
Control - Code 257 (W.D.612C3076)
Code 221 (W.D.625A632)
Engine - Spec R
Vacu-Flo Cooled
*141D725 Carburetor (Gas)
112A106 Piston & Pin Assy. (4)
307B845 Start Solenoid
306A195 Start Solenoid Bracket
307P312 Supply Line Fuel Solenoid Valve - Electric
149P558 Supply Line Fuel Strainer

15JC-3RV/316R

Generator - 15JC3N4C
Control - Code 147 (W.D.612C2655)
Code 221 (W.D.625A632)
Engine - Spec R
Vacu-Flo Cooled
*140K892 Carb. Air Heater Kit
*159B760 Reservoir Tank Assy.

15JC-3RV/710R

Generator - 15JC3N4C
Control - Code 147 (W.D.612C2655)
Code 174 (W.D.615B199)
Code 221 (W.D.625A632)
Engine - Spec R
Vacu-Flo Cooled
*140K892 Carb. Air Heater Kit

15JC-3RV/851P

Generator - 15JC3N4C
Control - Code 147 (W.D.612C2655)
Code 174 (W.D.615B199)
Code 208 (W.D.625A23)
Code 221 (W.D.625A632)
Engine - Spec P
Vacu-Flo Cooled
*140K892 Carb. Air Heater Kit
102B549 Oil Base
333B102 Oil Base Heater
333B88 Heater Box
333A87 Heater Box Cover
508A100 Heater Box Grommet
309A168 Heater Thermostat

15JC-3RV/862R

Generator - 15JC3N4C
Control - Code 147 (W.D.612C2655)
Code 208 (W.D.625A23)
Code 221 (W.D.625A632)
Engine - Spec R
Vacu-Flo Cooled
*141D725 Carburetor (Gas)
102B549 Oil Base
333B102 Oil Base Heater
333B88 Heater Box
333A87 Heater Box Cover
508A100 Heater Box Grommet
309A168 Heater Thermostat

15JC-3RV/931R

Generator - 15JC3N4C
Control - Code 147 (W.D.612C2655)
Code 185 (W.D.615B232)
Code 221 (W.D.625A632)
Engine - Spec R
Vacu-Flo Cooled
*141D720 Carburetor (Gas-Gaso)

15JC-3RV/1194R

Generator - 15JC3N4C
Control - Code 148 (W.D.612C2656)
Code 208 (W.D.625A23)
Code 221 (W.D.625A632)
Engine - Spec R
Vacu-Flo Cooled
*141D720 Carburetor (Gas-Gaso)
*123K748 Oil Level Maintainer Kit
102B549 Oil Base
333B102 Oil Base Heater
333B88 Heater Box
333A87 Heater Box Cover
508A100 Heater Box Grommet
309A168 Heater Thermostat

15JC-3RV/1282R

Generator - 15JC3N4C
Control - Code 148 (W.D.612C2656)
Code 221 (W.D.625A632)
Engine - Spec R
Vacu-Flo Cooled
*141D720 Carburetor (Gas-Gaso)
309P162 Hi-Temp. Cut-Off Switch
338A337 Hi-Temp. Switch Wiring Harness

15JC-3RV/1982R

Generator - 15JC3N4C
Control - Code 147 (W.D.612C2655)
Code 174 (W.D.615B199)
Code 221 (W.D.625A632)
Engine - Spec R
Vacu-Flo Cooled
*141D725 Carburetor (Gas)

15JC-3RV/2055R

Generator - 15JC3N4C
Control - Code 148 (W.D.612C2656)
Code 208 (W.D.625A23)
Code 221 (W.D.625A632)
Engine - Spec R
Vacu-Flo Cooled
*141D725 Carburetor (Gas)
102B549 Oil Base
333B102 Oil Base Heater
333B88 Heater Box
333A87 Heater Box Cover
508A100 Heater Box Grommet
309A168 Heater Thermostat

15JC-3RV/2198R

Generator - 15JC3N4C
Control - Code 148 (W.D.612C2656)
Code 221 (W.D.625A632)
Engine - Spec R
Vacu-Flo Cooled
*140K892 Carb. Air Heater Kit
309P162 Hi-Temp. Cut-Off Switch
338A337 Hi-Temp. Switch Wiring Harness

15JC-3RV/2896P

Generator - 15JC3N4C
Control - Code 148 (W.D.612C2656)
Code 221 (W.D.625A632)
Engine - Spec P
Vacu-Flo Cooled
*309P162 Hi-Temp. Cut-Off Switch
338A337 Hi-Temp. Switch Wiring Harness

15JC-3RV/4509R


Generator - 15JC3N4C
Control - Code 148 (W.D.612C2656)
Code 221 (W.D.625A632)
Engine - Spec R
Vacu-Flo Cooled
*141D725 Carburetor (Gas)
403B661 Skid Base
416A501 Battery Bracket (2)
416B502 Battery Hold-down Frame
520A490 Battery Hold-down Stud (2)
416A133 Battery Jumper Cable

15JC-3RV/5565R

Generator - 15JC3N4C
231E112 Engine to Generator Adapter
Control - Code 148 (W.D.612C2656)
Code 221 (W.D.625A632)
Engine - Spec R
Vacu-Flo Cooled
*140K677 Oil Bath Air Cleaner Kit

15JC-3RV/5740P

Generator - 15JC3N4C
231E112 Engine to Generator Adapter
Control - Code 236 (W.D.612C2870)
Code 221 (W.D.625A632)
Engine - Spec P
Vacu-Flo Cooled
*140K677 Oil Bath Air Cleaner Kit



* Refer to Accessory Section for Component Parts.

MODEL DATA SECTION

15JC-3RV/5740R

Generator - 15JC3N4C
231E112 Engine to Generator Adapter
Control - Code 236 (W.D.612C2870)
Code 221 (W.D.625A632)
Engine - Spec R
Vacu-Flo Cooled
*140K677 Oil Bath Air Cleaner Kit

15JC-3RV/5743P

Generator - 15JC3N4C
Control - Code 148 (W.D.612C2656)
Code 221 (W.D.625A632)
Engine - Spec P
Vacu-Flo Cooled
*140K892 Carb. Air Heater Kit
309P162 Hi-Temp. Cut-Off Switch
338P337 Hi-Temp. Switch Wiring Harness

15JC-3RV/5743R

Generator - 15JC3N4C
Control - Code 148 (W.D.612C2656)
Code 221 (W.D.625A632)
Engine - Spec R
Vacu-Flo Cooled
*140K892 Carb. Air Heater Kit
309P162 Hi-Temp. Cut-Off Switch
338A337 Hi-Temp. Switch Wiring Harness

15JC-3RV/5780P

Generator - 15JC3N4C
Control - Code 148 (W.D.612C2656)
Code 221 (W.D.625A632)
Engine - Spec P
Vacu-Flo Cooled
*143B318 Carburetor (Gas)
*123K748 Oil Level Maintainer Kit
309P162 Hi-Temp. Cut-Off Switch
338A337 Hi-Temp. Switch Wiring Harness

15JC-3RV/5780R

Generator - 15JC3N4C
Control - Code 148 (W.D.612C2656)
Code 221 (W.D.625A632)
Engine - Spec R
Vacu-Flo Cooled
*141D725 Carburetor (Gas)
*123K748 Oil Level Maintainer Kit
309P162 Hi-Temp. Cut-Off Switch
338A337 Hi-Temp. Switch Wiring Harness

15JC-3RV/5805P

Generator - 15JC3N4C
231E112 Engine to Generator Adapter
Control - Code 148 (W.D.612C2656)
Code 221 (W.D.625A632)
Engine - Spec P
Vacu-Flo Cooled
*143B318 Carburetor (Gas)
*140K677 Oil Bath Air Cleaner Kit

15JC-3RV/5807R

Generator - 15JC3N4C
Control - Code 148 (W.D.612C2656)
Code 221 (W.D.625A632)
Engine - Spec R
Vacu-Flo Cooled
*140K677 Oil Bath Air Cleaner Kit
309P162 Hi-Temp. Cut-Off Switch
338A337 Hi-Temp. Switch Wiring Harness

15JC-3RV/5810P

Generator - 15JC3N4C
Control - Code 238 (W.D.612C2892)
Code 221 (W.D.625A632)
Engine - Spec P
Vacu-Flo Cooled
*140K892 Carb. Air Heater Kit
309P162 Hi-Temp. Cut-Off Switch
338A337 Hi-Temp. Switch Wiring Harness
193A108 Oil Pressure Sending Unit
502A94 Elbow - Street (45°) - Sending Unit
193B107 Oil Pressure Gage - Electric

15JC-3RV/5927R

Generator - 15JC/229
Control - Code 162 (W.D.612C2738)
Code 173 (W.D.615B198)
Code 221 (W.D.625A632)
Engine - Spec R
Vacu-Flo Cooled
*141D725 Carburetor (Gas)
309P162 Hi-Temp. Cut-Off Switch
338A337 Hi-Temp. Switch Wiring Harness

15JC-3RV/6005P

Generator - 15JC3N4C
231E112 Engine to Generator Adapter
Control - Code 148 (W.D.612C2656)
Code 221 (W.D.625A632)
Engine - Spec P
Vacu-Flo Cooled
*140K677 Oil Bath Air Cleaner Kit
309P162 Hi-Temp. Cut-Off Switch
338A337 Hi-Temp. Switch Wiring Harness

15JC-3RV/6119P

Generator - 15JC3N4C
Control - Code 147 (W.D.612C2655)
Code 185 (W.D.615B232)
Code 221 (W.D.625A632)
Engine - Spec P
Vacu-Flo Cooled

15JC-3RV/6119P (Cont.)

*140K892 Carb. Air Heater Kit
*159B760 Reservoir Tank Assy.
309P196 Hi-Temp. Cut-Off Switch
309A195 Hi-Temp. Switch Bracket
508A126 Hi-Temp. Switch Insulating Washer
508A127 Hi-Temp. Switch Insulating Bushing
332A876 Hi-Temp. Switch Terminal

15JC-3RV/6266R

Generator - 15JC3N4C
Control - Code 147 (W.D.612C2655)
Code 173 (W.D.615B198)
Code 221 (W.D.625A632)
Engine - Spec R
Vacu-Flo Cooled
*141D725 Carburetor (Gas)
309P196 Hi-Temp. Cut-Off Switch
309A195 Hi-Temp. Switch Bracket
508A126 Hi-Temp. Switch Insulating Washer
508A127 Hi-Temp. Switch Insulating Bushing
332A876 Hi-Temp. Switch Terminal
403B661 Skid Base
416A501 Battery Bracket (2)
416B502 Battery Hold-down Frame
520A490 Battery Hold-down Stud (2)
416B522 Battery Support Plate
416A133 Battery Jumper Cable

15JC-3RV/6272R

Generator - 15JC/229
Control - Code 162 (W.D.612C2738)
Code 173 (W.D.615B198)
Code 221 (W.D.625A632)
Engine - Spec R
Vacu-Flo Cooled
*141D725 Carburetor (Gas)

15JC-3RV/6287R

Generator - 15JC3N4C
Control - Code 148 (W.D.612C2656)
Code 221 (W.D.625A632)
Engine - Spec R
Vacu-Flo Cooled
*140K892 Carb. Air Heater Kit
309P162 Hi-Temp. Cut-Off Switch
403B661 Skid Base
416A501 Battery Bracket (2)
416B502 Battery Hold-down Frame
520A490 Battery Hold-down Stud (2)
416A133 Battery Jumper Cable
338A337 Hi-Temp. Switch Wiring Harness

MODEL DATA SECTION

139

15JC-3RV/6323R

Generator - 15JC3N4C
Control - Code 148 (W.D.612C2656)
Code 221 (W.D.625A632)
Engine - Spec R
Vacu-Flo Cooled
140P721 Air Cleaner
140P722 Air Cleaner Band (2)
140B720 Air Cleaner Mtg. Bracket
503P419 Air Cleaner Elbow - Rubber
503P365 Air Cleaner Hose Clamp (3)
140A852 Air Cleaner Hose Support
140B740 Air Cleaner Air Inlet Tube
503-330 Air Cleaner Hose
140P723 Carb. Air Pre-Cleaner

15JC-3RV/6379R

Generator - 15JC/229
Control - Code 162 (W.D.612C2738)
Code 173 (W.D.615B198)
Code 208 (W.D.625A23)
Code 221 (W.D.625A632)
Engine - Spec R
Vacu-Flo Cooled
*141D725 Carburetor (Gas)
102B549 Oil Base
333B102 Oil Base Heater
333B88 Heater Box
333A87 Heater Box Cover
508A100 Heater Box Grommet
309A168 Heater Thermostat
309P162 Hi-Temp. Cut-Off Switch
338A337 Hi-Temp. Switch Wiring Harness

15JC-3RV/6441R

Generator - 15JC3N4C
Control - Code 147 (W.D.612C2655)
Code 208 (W.D.625A23)
Code 221 (W.D.625A632)
Engine - Spec R
Vacu-Flo Cooled
*140K892 Carb. Air Heater Kit
102B549 Oil Base
333B102 Oil Base Heater
333B88 Heater Box
333A87 Heater Box Cover
508A100 Heater Box Grommet
309A168 Heater Thermostat

15JC-3RV/6585R

Generator - 15JC/229
Control - Code 162 (W.D.612C2738)
Code 208 (W.D.625A23)
Code 221 (W.D.625A632)
Engine - Spec R
Vacu-Flo Cooled
*140K892 Carb. Air Heater Kit
*159B760 Reservoir Tank Assy.
*123K748 Oil Level Maintainer Kit
102B549 Oil Base
333B102 Oil Base Heater

15JC-3RV/6585R (Cont.)

333B88 Heater Box
333A87 Heater Box Cover
508A100 Heater Box Grommet
309A168 Heater Thermostat

15JC-3RV/6842R

Generator - 15JC3N4C
Control - Code 148 (W.D.612C2656)
Code 221 (W.D.625A632)
Engine - Spec R
Vacu-Flo Cooled
*141D725 Carburetor (Gas)
309P162 Hi-Temp. Cut-Off Switch
338A337 Hi-Temp. Switch Wiring Harness

15JC-3RV/7233R

Generator - 15JC3N4C
Control - Code 148 (W.D.612C2656)
Code 221 (W.D.625A632)
Engine - Spec R
Vacu-Flo Cooled
*141D720 Carburetor (Gas-Gaso)
140P721 Air Cleaner
140P722 Air Cleaner Band (2)
140B720 Air Cleaner Mtg. Bracket
503P419 Air Cleaner Elbow - Rubber
503P365 Air Cleaner Hose Clamp (3)
140B740 Air Cleaner Air Inlet Tube
503-330 Air Cleaner Hose
140P723 Carb. Air Pre-Cleaner

15JC-4E/6634R

Generator - 15JC/317
Control - Code 267 (W.D.612C3294)
Code 268 (W.D.612C3295)
Code 309 (W.D.625A862)
Engine - Spec R
123A681 Oil Fill Tube
105E260 Camshaft
105B202 Camshaft Gear
103C263 Gear Cover Assy.
*151C201 Governor Assy.
151A275 Governor Control Rod
406A12 Control Rod Hand Wheel
151C274 Control Rod Support Bracket
406A165 Control Rod Clevis
406-43 Clevis Pin
232A234 Control Rod Stop Spacer
508A2 Housing Grommet - Control Rod
*405A1675 Housing Assy.
*140K893 Carb. Air Heater Kit
309P196 Hi-Temp. Cut-Off Switch

15JC-4E/6634R (Cont.)

309A195 Hi-Temp. Switch Bracket
508A126 Hi-Temp. Switch Insulating Washer
508A127 Hi-Temp. Switch Insulating Bushing
332A876 Hi-Temp. Switch Terminal

15JC-4R/1R

Generator - 15JC4N4C
Control - Code 147 (W.D.612C2657)
Code 221 (W.D.625A632)
Engine - Spec R
*140K894 Carb. Air Heater Kit

15JC-4R/7P

Generator - 15JC4N4C
Control - Code 32 (W.D.612B1543)
Code 149 (W.D.612C2657)
Code 221 (W.D.625A632)
Engine - Spec P
*140K893 Carb. Air Heater Kit
*405A1421 Housing Assy.

15JC-4R/12R

Generator - 15JC4N4C
Control - Code 149 (W.D.612C2657)
Code 221 (W.D.625A632)
Engine - Spec R
*141D720 Carburetor (Gas-Gaso)

15JC-4R/13R

Generator - 15JC4N4C
Control - Code 149 (W.D.612C2657)
Code 221 (W.D.625A632)
Engine - Spec R
*141D725 Carburetor (Gas)

15JC-4R/96R

Generator - 15JC4N4C
Control - Code 150 (W.D.612C2658)
Code 221 (W.D.625A632)
Engine - Spec R
*140K894 Carb. Air Cleaner Kit

15JC-4R31/1R

Generator - 15JC4N4C
Control - Code 258 (W.D.612C3077)
Code 221 (W.D.625A632)
Engine - Spec R
*141D725 Carburetor (Gas)
112A106 Piston & Pin Assy. (4)
307B845 Start Solenoid
306A195 Start Solenoid Bracket
307P312 Supply Line Fuel Solenoid Valve - Electric
149P558 Supply Line Fuel Strainer

15JC-4R/710R

Generator - 15JC4N4C
Control - Code 149 (W.D.612C2657)
Code 175 (W.D.615B202)
Code 221 (W.D.625A632)
Engine - Spec R
*140K894 Carb. Air Heater Kit

* Refer to Accessory Section for Component Parts.

MODEL DATA SECTION

15JC-4R/768P

Generator - 15JC4N4C
Control - Code 149 (W.D.612C2657)
Code 175 (W.D.615B202)
Code 221 (W.D.625A632)
Engine - Spec P
*143B307 Carburetor (Gas-Gaso)

15JC-4R/1041P

Generator - 15JC4N4C
Control - Code 32 (W.D.612B1543)
Code 149 (W.D.612C2657)
Code 221 (W.D.625A632)
Engine - Spec P
*140K893 Carb. Air Heater Kit
*405A1421 Housing Assy.
*159A799 Fuel Tank Assy.

15JC-4R/1041R

Generator - 15JC4N4C
Control - Code 32 (W.D.612B1543)
Code 149 (W.D.612C2657)
Code 221 (W.D.625A632)
Engine - Spec R
*140K893 Carb. Air Heater Kit
*405A1421 Housing Assy.
*159A799 Fuel Tank Assy.

15JC-4R/1075R

Generator - 15JC4N4C
Control - Code 32 (W.D.612B1543)
Code 149 (W.D.612C2657)
Code 221 (W.D.625A632)
Engine - Spec R
*141D725 Carburetor (Gas)
*405A1421 Housing Assy.

15JC-4R/1092R

Generator - 15JC4N4C
Control - Code 28 (W.D.612B1486)
Code 32 (W.D.612B1543)
Code 149 (W.D.612C2657)
Code 221 (W.D.625A632)
Engine - Spec R
*140K893 Carb. Air Heater Kit
*405A1422 Housing Assy.
*159A799 Fuel Tank Assy.

15JC-4R/1239P

Generator - 15JC4N4C
Control - Code 32 (W.D.612C1543)
Code 149 (W.D.612C2657)
Code 221 (W.D.625A632)
Engine - Spec P
*143B307 Carburetor (Gas-Gaso)
*405A1421 Housing Assy.
*159A799 Fuel Tank Assy.

15JC-4R131/1R

Generator - 15JC4N4C
Control - Code 258 (W.D.612C3077)
Code 221 (W.D.625A632)
Engine - Spec R
*141D725 Carburetor (Gas)
307B845 Start Solenoid
306A195 Start Solenoid Bracket
307P312 Supply Line Fuel Solenoid Valve - Electric
149P558 Supply Line Fuel Strainer

15JC-4R/1871R

Generator - 15JC3N4C
Control - Code 149 (W.D.612C2657)
Code 181 (W.D.615B221)
Code 221 (W.D.625A632)
Engine - Spec R
*141D725 Carburetor (Gas)

15JC-4R/1873R

Generator - 15JC4N4C
Control - Code 32 (W.D.612B1543)
Code 149 (W.D.612C2657)
Code 208 (W.D.625A23)
Code 221 (W.D.625A632)
Engine - Spec R
*141D725 Carburetor (Gas)
*405A1421 Housing Assy.
102B549 Oil Base
333B102 Oil Base Heater
333B88 Heater Box
333A87 Heater Box Cover
508A100 Heater Box Grommet
309A168 Heater Thermostat

15JC-4R/1920P

Generator - 15JC4N4C
Control - Code 32 (W.D.612B1543)
Code 150 (W.D.612C2658)
Code 208 (W.D.625A23)
Code 221 (W.D.625A632)
Engine - Spec P
*143B318 Carburetor (Gas)
*405A1421 Housing Assy.
102B549 Oil Base
333B102 Oil Base Heater
333B88 Heater Box
333A87 Heater Box Cover
508A100 Heater Box Grommet
309A168 Heater Thermostat

15JC-4R/1982R

Generator - 15JC4N4C
Control - Code 149 (W.D.612C2657)
Code 175 (W.D.615B202)
Code 221 (W.D.625A632)
Engine - Spec R
*141D725 Carburetor (Gas)

15JC-4R/1983P

Generator - 15JC4N4C
Control - Code 150 (W.D.612C2658)
Code 221 (W.D.625A632)
Engine - Spec P
*143B318 Carburetor (Gas)

15JC-4R/1983R

Generator - 15JC4N4C
Control - Code 150 (W.D.612C2658)
Code 221 (W.D.625A632)
Engine - Spec R
*141D725 Carburetor (Gas)

15JC-4R/2088P

Generator - 15JC4N4C
Control - Code 149 (W.D.612C2657)
Code 180 (W.D.615B218)
Code 221 (W.D.625A632)
Engine - Spec P
*143B318 Carburetor (Gas)

15JC-4R/2198R

Generator - 15JC4N4C
Control - Code 150 (W.D.612C2658)
Code 221 (W.D.625A632)
Engine - Spec R
*140K894 Carb. Air Heater Kit
309P196 Hi-Temp. Cut-Off Switch
309A195 Hi-Temp. Switch Bracket
508A126 Hi-Temp. Switch Insulating Washer
508A127 Hi-Temp. Switch Insulating Bushing
332A876 Hi-Temp. Switch Terminal

15JC-4R/2219R

Generator - 15JC4N4C
Control - Code 150 (W.D.612C2658)
Code 221 (W.D.625A632)
Engine - Spec R
*140K893 Carb. Air Heater Kit
134D1805 Air Outlet Duct

15JC-4R/2442P

Generator - 15JC4N4C
Control - Code 149 (W.D.612C2657)
Code 221 (W.D.625A632)
Engine - Spec P
*143B307 Carburetor (Gas-Gaso)
134D1805 Air Outlet Duct

15JC-4R/2442R

Generator - 15JC4N4C
Control - Code 149 (W.D.612C2657)
Code 221 (W.D.625A632)
Engine - Spec R
*141D720 Carburetor (Gas-Gaso)
134D1805 Air Outlet Duct

15JC-4R/2454R

Generator - 15JC4N4C
Control - Code 28 (W.D.612B1486)
Code 32 (W.D.612B1543)
Code 149 (W.D.612C2657)
Code 208 (W.D.625A23)
Code 221 (W.D.625A632)

Engine - Spec R
*141D725 Carburetor (Gas)
*405A1422 Housing Assy.
102B549 Oil Base
333B102 Oil Base Heater
333B88 Heater Box
333A87 Heater Box Cover
508A100 Heater Box Grommet
309A168 Heater Thermostat

15JC-4R/2468P

Generator - 15JC4N4C
Control - Code 149 (W.D.612C2657)
Code 221 (W.D.625A632)
Engine - Spec P
*140K893 Carb. Air Heater Kit
134D1805 Air Outlet Duct

15JC-4R/2468R

Generator - 15JC4N4C
Control - Code 149 (W.D.612C2657)
Code 221 (W.D.625A632)
Engine - Spec R
*140K893 Carb. Air Heater Kit
134D1805 Air Outlet Duct

MODEL DATA SECTION

141

15JC-4R/2539R

Generator - 15JC4N4C
Control - Code 149 (W.D.612C2657)
Code 221 (W.D.625A632)
Engine - Spec R
*141D725 Carburetor (Gas)
134D1805 Air Outlet Duct

15JC-4R/2701R

Generator - 15JC4N4C
Control - Code 150 (W.D.612C2658)
Code 221 (W.D.625A632)
Engine - Spec R
*140K893 Carb. Air Heater Kit
134D1805 Air Outlet Duct
309P196 Hi-Temp. Cut-Off Switch
309A195 Hi-Temp. Switch Bracket
508A126 Hi-Temp. Switch Insulating Washer
508A127 Hi-Temp. Switch Insulating Bushing
332A876 Hi-Temp. Switch Terminal

15JC-4R/2731R

Generator - 15JC4N4C
Control - Code 150 (W.D.612C2658)
Code 221 (W.D.625A632)
Engine - Spec R
*141D720 Carburetor (Gas-Gaso)
134D1805 Air Outlet Duct

15JC-4R/2785R

Generator - 15JC4N4C
Control - Code 150 (W.D.612C2658)
Code 181 (W.D.615B221)
Code 221 (W.D.625A632)
Engine - Spec R
*141D720 Carburetor (Gas)
134D1805 Air Outlet Duct
309P196 Hi-Temp. Cut-Off Switch
309A195 Hi-Temp. Switch Bracket
508A126 Hi-Temp. Switch Insulating Washer
508A127 Hi-Temp. Switch Insulating Bushing
332A876 Hi-Temp. Switch Terminal

15JC-4R/2865R

Generator - 15JC4N4C
Control - Code 150 (W.D.612C2650)
Code 180 (W.D.615B218)
Code 221 (W.D.625A632)
Engine - Spec R
*141D725 Carburetor

15JC-4R/2896R

Generator - 15JC4N4C
Control - Code 150 (W.D.612C2658)
Code 221 (W.D.625A632)
Engine - Spec R
*141D725 Carburetor (Gas)
309P196 Hi-Temp. Cut-Off Switch
309A195 Hi-Temp. Switch Bracket
508A126 Hi-Temp. Switch Insulating Washer
508A127 Hi-Temp. Switch Insulating Bushing

15JC-4R/2896R (Cont.)

332A876 Hi-Temp. Switch Terminal

15JC-4R/2938P

Generator - 15JC4N4C
Control - Code 32 (W.D.612B1543)
Code 150 (W.D.612C2658)
Code 221 (W.D.625A632)
Engine - Spec P
*143B318 Carburetor (Gas)
*405A1421 Housing Assy.

15JC-4R/2938R

Generator - 15JC4N4C
Control - Code 32 (W.D.612B1543)
Code 150 (W.D.612C2658)
Code 221 (W.D.625A632)
Engine - Spec R
*141D725 Carburetor (Gas)
*405A1421 Housing Assy.

15JC-4R/3060P

Generator - 15JC4N4C
Control - Code 150 (W.D.612C2658)
Code 175 (W.D.615B202)
Code 221 (W.D.625A632)
Engine - Spec P
*140K894 Carb. Air Heater Kit
134D1805 Air Outlet Duct

15JC-4R/3060R

Generator - 15JC4N4C
Control - Code 150 (W.D.612C2658)
Code 175 (W.D.615B202)
Code 221 (W.D.625A632)
Engine - Spec R
*140K893 Carb. Air Heater Kit
134D1805 Air Outlet Duct

15JC-4R/3098P

Generator - 15JC4N4C
Control - Code 150 (W.D.612C2658)
Code 221 (W.D.625A632)
Engine - Spec P
*143B307 Carburetor (Gas)
134D1805 Air Outlet Duct
309P196 Hi-Temp. Cut-Off Switch
309A195 Hi-Temp. Switch Bracket
508A126 Hi-Temp. Switch Insulating Washer
508A127 Hi-Temp. Switch Insulating Bushing
332A876 Hi-Temp. Switch Terminal

15JC-4R/3157R

Generator - 15JC4N4C
Control - Code 150 (W.D.612C2658)
Code 221 (W.D.625A632)
Engine - Spec R
*141D725 Carburetor (Gas)
134D1805 Air Outlet Duct

15JC-4R/3195P

Generator - 15JC4N4C
Control - Code 149 (W.D.612C2657)
Code 221 (W.D.625A632)
Engine - Spec P
*143B318 Carburetor (Gas)
309P196 Hi-Temp. Cut-Off Switch
309A195 Hi-Temp. Switch Bracket
508A126 Hi-Temp. Switch Insulating Washer
508A127 Hi-Temp. Switch Insulating Bushing
332A876 Hi-Temp. Switch Terminal

15JC-4R/3318P

Generator - 15JC4N4C
Control - Code 149 (W.D.612C2657)
Code 221 (W.D.625A632)
Engine - Spec P
*143B318 Carburetor (Gas)
*134D1613 Air Shutter Assy.

15JC-4R/3354R

Generator - 15JC4N4C
Control - Code 149 (W.D.612C2657)
Code 221 (W.D.625A632)
Engine - Spec R
*141D720 Carburetor (Gas-Gaso)
134D1805 Air Outlet Duct
309P196 Hi-Temp. Cut-Off Switch
309A195 Hi-Temp. Switch Bracket
508A126 Hi-Temp. Switch Insulating Washer
508A127 Hi-Temp. Switch Insulating Bushing
332A876 Hi-Temp. Switch Terminal

15JC-4R/3404R

Generator - 15JC4N4C
Control - Code 149 (W.D.612C2657)
Code 181 (W.D.615B221)
Code 221 (W.D.625A632)
Engine - Spec R
*141D720 Carburetor (Gas-Gaso)
134D1805 Air Outlet Duct

15JC-4R/3471R

Generator - 15JC4N4C
Control - Code 150 (W.D.612C2658)
Code 175 (W.D.615B202)
Code 221 (W.D.625A632)
Engine - Spec R
*141D720 Carburetor (Gas-Gaso)
134D1805 Air Outlet Duct
309P196 Hi-Temp. Cut-Off Switch
309A195 Hi-Temp. Switch Bracket
508A126 Hi-Temp. Switch Insulating Washer
508A127 Hi-Temp. Switch Insulating Bushing
332A876 Hi-Temp. Switch Terminal

MODEL DATA SECTION

15JC-4R/3521P

Generator - 15JC4N4C
 Control - Code 28 (W.D.612B1486)
 Code 32 (W.D.612B1543)
 Code 150 (W.D.612C2658)
 Code 208 (W.D.625A23)
 Code 221 (W.D.625A632)
 Engine - Spec P
 *143B307 Carburetor (Gas-Gaso)
 *405A1424 Housing Assy.
 102B549 Oil Base
 333B102 Oil Base Heater
 333B88 Heater Box
 333A87 Heater Box Cover
 508A100 Heater Box Grommet
 309A168 Heater Thermostat

15JC-4R/3570R

Generator - 15JC4N4C
 Control - Code 28 (W.D.612B1486)
 Code 32 (W.D.612B1543)
 Code 149 (W.D.612C2657)
 Code 221 (W.D.625A632)
 Engine - Spec R
 *141D725 Carburetor (Gas)
 *405A1422 Housing Assy.

15JC-4R/4710P

Generator - 15JC4N4C
 Control - Code 28 (W.D.612B1486)
 Code 32 (W.D.612B1543)
 Code 150 (W.D.612C2658)
 Code 221 (W.D.625A632)
 Engine - Spec P
 *143B318 Carburetor (Gas)
 *405A1424 Housing Assy.

15JC-4R/3742R

Generator - 15JC4N4C
 Control - Code 150 (W.D.612C2658)
 Code 221 (W.D.625A632)
 Engine - Spec R
 *141D725 Carburetor (Gas)
 134D1805 Air Outlet Duct
 309P196 Hi-Temp. Cut-Off Switch
 309A195 Hi-Temp. Switch Bracket
 508A126 Hi-Temp. Switch Insulating Washer
 508A127 Hi-Temp. Switch Insulating Bushing
 332A876 Hi-Temp. Switch Terminal

15JC-4R/5066P

Generator - 15JC/179
 Control - Code 161 (W.D.612C2737)
 Code 180 (W.D.615B218)
 Code 221 (W.D.625A632)
 Engine - Spec P
 *143B318 Carburetor (Gas)
 *134A1711 Air Shutter Assy.

15JC-4R/5123R

Generator - 15JC4N4C
 Control - Code 150 (W.D.612C2658)
 Code 180 (W.D.615B218)
 Code 221 (W.D.625A632)
 Engine - Spec R
 *141D725 Carburetor (Gas)
 134D1805 Air Outlet Duct

15JC-4R/5232R

Generator - 15JC4N4C
 Control - Code 150 (W.D.612C2658)
 Code 180 (W.D.615B218)
 Code 221 (W.D.625A632)
 Engine - Spec R
 *141D720 Carburetor (Gas-Gaso)
 134D1805 Air Outlet Duct
 309P196 Hi-Temp. Cut-Off Switch
 309A195 Hi-Temp. Switch Bracket
 508A126 Hi-Temp. Switch Insulating Washer
 508A127 Hi-Temp. Switch Insulating Bushing
 332A876 Hi-Temp. Switch Terminal

15JC-4R/5299P

Generator - 15JC4N4C
 Control - Code 237 (W.D.612C2873)
 Code 221 (W.D.625A632)
 Engine - Spec P
 *143B318 Carburetor (Gas)
 134D1805 Air Outlet Duct
 309P206 Hi-Temp. Cut-Off Switch
 309A195 Hi-Temp. Switch Bracket
 508A126 Hi-Temp. Switch Insulating Washer
 508A127 Hi-Temp. Switch Insulating Bushing
 332A876 Hi-Temp. Switch Terminal

15JC-4R/5316R

Generator - 15JC/179
 Control - Code 161 (W.D.612C2737)
 Code 221 (W.D.625A632)
 Engine - Spec R
 *141D725 Carburetor (Gas)
 134D1805 Air Outlet Duct
 309P206 Hi-Temp. Cut-Off Switch
 309A195 Hi-Temp. Switch Bracket
 508A126 Hi-Temp. Switch Insulating Washer
 508A127 Hi-Temp. Switch Insulating Bushing
 332A876 Hi-Temp. Switch Terminal

15JC-4R/5356R

Generator - 15JC4N4C
 Control - Code 32 (W.D.612B1543)
 Code 149 (W.D.612C2657)
 Code 221 (W.D.612A632)
 Engine - Spec R
 *141D725 Carburetor (Gas)
 *405A1723 Housing Assy.
 155P360 Muffler
 140A78 Muffler Mtg. Band (2)
 155A949 Flex. Exhaust Tube

15JC-4R/5388P

Generator - 15JC/179
 Control - Code 159 (W.D.612C2735)
 Code 221 (W.D.625A632)
 Engine - Spec P
 *143B318 Carburetor (Gas)
 134D1805 Air Outlet Duct
 309P196 Hi-Temp. Cut-Off Switch
 309A195 Hi-Temp. Switch Bracket
 508A126 Hi-Temp. Switch Insulating Washer
 508A127 Hi-Temp. Switch Insulating Bushing
 332A876 Hi-Temp. Switch Terminal

15JC-4R/5407P

Generator - 15JC/213
 Control - Code 230 (W.D.612C2842)
 Code 180 (W.D.615B218)
 Code 223 (W.D.625A711)
 Engine - Spec P
 *143B318 Carburetor (Gas)
 *134A1711 Air Shutter Assy.

15JC-4R/5420P

Generator - 15JC4N4C
 Control - Code 149 (W.D.612C2657)
 Code 175 (W.D.615B202)
 Code 208 (W.D.625A23)
 Code 221 (W.D.625A632)
 Engine - Spec P
 *143B307 Carburetor (Gas-Gaso)
 309P196 Hi-Temp. Cut-Off Switch
 309A195 Hi-Temp. Switch Bracket
 508A126 Hi-Temp. Switch Insulating Washer
 508A127 Hi-Temp. Switch Insulating Bushing
 332A876 Hi-Temp. Switch Terminal
 102B549 Oil Base
 333B102 Oil Base Heater
 333B88 Heater Box
 333A87 Heater Box Cover
 508A100 Heater Box Grommet
 309A168 Heater Thermostat

15JC-4R/5462P

Generator - 15JC4N4C
 Control - Code 150 (W.D.612C2658)
 Code 181 (W.D.615B221)
 Code 221 (W.D.625A632)
 Engine - Spec P
 *143B318 Carburetor (Gas)
 *134D1613 Air Shutter Assy.

15JC-4R/5513P

Generator - 15JC4N4C
 Control - Code 231 (W.D.612C2851)
 Code 221 (W.D.625A632)
 Engine - Spec P
 *143B318 Carburetor (Gas)
 *134A1711 Air Shutter Assy.

MODEL DATA SECTION

143

15JC-4R/5537P

Generator - 15JC4N4C
Control - Code 150 (W.D.612C2658)
Code 175 (W.D.615B202)
Code 208 (W.D.625A23)
Code 221 (W.D.625A632)
Engine - Spec P
*143B307 Carburetor (Gas-Gaso)
*134D1613 Air Shutter Assy.
102B549 Oil Base
333B102 Oil Base Heater
333B88 Heater Box
333A87 Heater Box Cover
508A100 Heater Box Grommet
309A168 Heater Thermostat

15JC-4R/5591P

Generator - 15JC4N4C
Control - Code 32 (W.D.612B1543)
Code 169 (W.D.612B2809)
Code 170 (W.D.612C2810)
Code 221 (W.D.625A632)
Engine - Spec P
*140K894 Carb. Air Heater Kit
*159A799 Fuel Tank Assy.
*405A1424 Housing Assy. - Except
use 405A1361 Rear
Panel - Gen. End

15JC-4R/5591R

Generator - 15JC4N4C
Control - Code 32 (W.D.612B1543)
Code 169 (W.D.612B2809)
Code 170 (W.D.612C2810)
Code 221 (W.D.625A632)
Engine - Spec R
*140K894 Carb. Air Heater Kit
*159A799 Fuel Tank Assy.
*405A1424 Housing Assy. - Except
use 405A1361 Rear
Panel - Gen. End

15JC-4R/5640R

Generator - 15JC/179
Control - Code 160 (W.D.612C2736)
Code 221 (W.D.625A632)
Engine - Spec R
*141D725 Carburetor (Gas)
309P206 Hi-Temp. Cut-Off Switch
309A195 Hi-Temp. Switch Bracket
508A126 Hi-Temp. Switch Insulating Washer
508A127 Hi-Temp. Switch Insulating Bushing
332A876 Hi-Temp. Switch Terminal

15JC-4R/5643P

Generator - 15JC/179
Control - Code 161 (W.D.612C2737)
Code 181 (W.D.615B221)
Code 221 (W.D.625A632)
Engine - Spec P
*143B318 Carburetor (Gas)
309P206 Hi-Temp. Cut-Off Switch
309A195 Hi-Temp. Switch Bracket
508A126 Hi-Temp. Switch Insulating Washer
508A127 Hi-Temp. Switch Insulating Bushing

15JC-4R/5643P (Cont.)

332A876 Hi-Temp. Switch
Terminal

15JC-4R/5691P

Generator - 15JC/179
Control - Code 160 (W.D.612C2636)
Code 181 (W.D.615B221)
Code 221 (W.D.625A632)
Engine - Spec P
*140K893 Carb. Air Heater Kit
*134A1711 Air Shutter Assy.

15JC-4R/5699P

Generator - 15JC4N4C
Control - Code 149 (W.D.612C2657)
Code 221 (W.D.625A632)
Engine - Spec P
*140K894 Carb. Air Heater Kit
134D1805 Air Outlet Duct
134D1178 Crank Support Grill
309P196 Hi-Temp. Cut-Off
Switch
309A195 Hi-Temp. Switch
Bracket
508A126 Hi-Temp. Switch
Insulating Washer
508A127 Hi-Temp. Switch
Insulating Bushing
332A876 Hi-Temp. Switch
Terminal

15JC-4R/5705P

Generator - 15JC4N4C
Control - Code 231 (W.D.612C2851)
Code 175 (W.D.615B202)
Code 221 (W.D.625A632)

Engine - Spec P
*140K894 Carb. Air Heater Kit
*159B760 Reservoir Tank Assy.
134D1805 Air Outlet Duct
309P206 Hi-Temp. Cut-Off
Switch
309A195 Hi-Temp. Switch
Bracket
508A126 Hi-Temp. Switch
Insulating Washer
508A127 Hi-Temp. Switch
Insulating Bushing
332A876 Hi-Temp. Switch
Terminal
503B661 Skid Base
416A501 Battery Bracket (2)
416B502 Battery Hold-down
Frame
520A490 Battery Hold-down
Stud (2)
416B522 Battery Support
Plate
416A133 Battery Jumper Cable

15JC-4R/5736P

Generator - 15JC/179
Control - Code 161 (W.D.612C2737)
Code 180 (W.D.615B218)
Code 221 (W.D.625A632)
Engine - Spec P

15JC-4R/5736P (Cont.)

*143B318 Carburetor (Gas)
309P206 Hi-Temp. Cut-Off Switch
309A195 Hi-Temp. Switch Bracket
508A126 Hi-Temp. Switch Insulating Washer
508A127 Hi-Temp. Switch Insulating Bushing
332A876 Hi-Temp. Switch Terminal
403B661 Skid Base
416A501 Battery Bracket (2)
416B502 Battery Hold-down Frame
520A490 Battery Hold-down Stud
(2)
416A522 Battery Support Plate
416A133 Battery Jumper Cable

15JC-4R/5737P

Generator - 15JC4N4C
Control - Code 23 (W.D.612B1469)
Code 32 (W.D.612B1543)
Code 150 (W.D.612C2658)
Code 208 (W.D.625A23)
Code 221 (W.D.625A632)
Engine - Spec P
*140K893 Carb. Air Heater Kit
*405A1424 Housing Assy.
*159A799 Fuel Tank Assy.
102B549 Oil Base
333B102 Oil Base Heater
333B88 Heater Box
333A87 Heater Box Cover
508A100 Heater Box Grommet
309A168 Heater Thermostat

15JC-4R/5840R

Generator - 15JC4N4C
Control - Code 231 (W.D.612C2851)
Code 181 (W.D.615B221)
Code 221 (W.D.625A632)

Engine - Spec R
*141D725 Carburetor (Gas)
309P206 Hi-Temp. Cut-Off Switch
309A195 Hi-Temp. Switch Bracket
508A126 Hi-Temp. Switch Insulating Washer
508A127 Hi-Temp. Switch Insulating Bushing
332A876 Hi-Temp. Switch Terminal

15JC-4R/5884P

Generator - 15JC/179
Control - Code 160 (W.D.612C2736)
Code 181 (W.D.615B221)
Code 221 (W.D.625A632)

Engine - Spec P
*143B318 Carburetor (Gas)
134D1805 Air Outlet Duct
309P206 Hi-Temp. Cut-Off Switch
309A195 Hi-Temp. Switch Bracket
508A126 Hi-Temp. Switch Insulating Washer
508A127 Hi-Temp. Switch Insulating Bushing
332A876 Hi-Temp. Switch Terminal

* Refer to Accessory Section for Component Parts.

MODEL DATA SECTION

15JC-4R/5898P

Generator - 15JC/179
 Control - Code 161 (W.D.612C2737)
 Code 175 (W.D.615B202)
 Code 221 (W.D.625A632)
 Engine - Spec P
 *143B318 Carburetor (Gas)
 309P206 Hi-Temp. Cut-Off Switch
 309A195 Hi-Temp. Switch Bracket
 508A126 Hi-Temp. Switch Insulating Washer
 508A127 Hi-Temp. Switch Insulating Bushing
 332A876 Hi-Temp. Switch Terminal

15JC-4R/5899P

Generator - 15JC/179
 Control - Code 23 (W.D.612B1469)
 Code 32 (W.D.612B1543)
 Code 159 (W.D.615C2735)
 Code 208 (W.D.625A23)
 Code 221 (W.D.625A632)
 Engine - Spec P
 *143B307 Carburetor (Gas)
 *405A1422 Housing Assy.
 *159A799 Fuel Tank Assy.
 309P196 Hi-Temp. Cut-Off Switch
 309A195 Hi-Temp. Switch Bracket
 508A126 Hi-Temp. Switch Insulating Washer
 508A127 Hi-Temp. Switch Insulating Bushing
 332A876 Hi-Temp. Switch Terminal
 102B549 Oil Base
 333B102 Oil Base Heater
 333B88 Heater Box
 333A87 Heater Box Cover
 508A100 Heater Box Grommet
 309A168 Heater Thermostat

15JC-4R/5924P

Generator - 15JC/179
 Control - Code 161 (W.D.612C2737)
 Code 180 (W.D.615B218)
 Code 221 (W.D.625A632)
 Engine - Spec P
 *143B318 Carburetor (Gas)
 *134A1711 Air Shutter Assy.
 403B661 Skid Base
 416A501 Battery Bracket (2)
 416B502 Battery Hold-down Frame
 520A490 Battery Hold-down Stud (2)
 416B522 Battery Support Plate
 416A133 Battery Jumper Cable

15JC-4R/6032P

Generator - 15JC4N4C
 Control - Code 32 (W.D.612B1543)
 Code 149 (W.D.612C2657)
 Code 248 (W.D.612C2974)
 Code 221 (W.D.625A632)
 Engine - Spec P
 *140K893 Carb. Air Heater Kit
 *405A1422 Housing Assy.
 *159A799 Fuel Tank Assy.

15JC-4R/6032R

Generator - 15JC4N4C
 Control - Code 32 (W.D.612B1543)
 Code 149 (W.D.612C2657)
 Code 248 (W.D.612C2974)
 Code 221 (W.D.625A632)
 Engine - Spec R
 *140K893 Carb. Air Heater Kit
 *405A1422 Housing Assy.
 *159A799 Fuel Tank Assy.

15JC-4R/6063P

Generator - 15JC4N4C
 Control - Code 150 (W.D.612C2658)
 Code 181 (W.D.615B221)
 Code 208 (W.D.625A23)
 Code 221 (W.D.625A632)
 Engine - Spec P
 *140K894 Carb. Air Heater Kit
 309P196 Hi-Temp. Cut-Off Switch
 309A195 Hi-Temp. Switch Bracket
 508A126 Hi-Temp. Switch Insulating Washer
 508A127 Hi-Temp. Switch Insulating Bushing
 332A876 Hi-Temp. Switch Terminal
 102B549 Oil Base
 333B102 Oil Base Heater
 333B88 Heater Box
 333A87 Heater Box Cover
 508A100 Heater Box Grommet
 309A168 Heater Thermostat

15JC-4R/6063R

Generator - 15JC4N4C
 Control - Code 150 (W.D.612C2658)
 Code 181 (W.D.615B221)
 Code 208 (W.D.625A23)
 Code 221 (W.D.625A632)
 Engine - Spec R
 *140K894 Carb. Air Heater Kit
 309P196 Hi-Temp. Cut-Off Switch
 309A195 Hi-Temp. Switch Bracket
 508A126 Hi-Temp. Switch Insulating Washer
 508A127 Hi-Temp. Switch Insulating Bushing
 332A876 Hi-Temp. Switch Terminal
 102B549 Oil Base
 333B102 Oil Base Heater
 333B88 Heater Box
 333A87 Heater Box Cover
 508A100 Heater Box Grommet
 309A168 Heater Thermostat

15JC-4R/6067R

Generator - 15JC/179
 Control - Code 161 (W.D.612C2737)
 Code 180 (W.D.615B218)
 Code 221 (W.D.625A632)
 Engine - Spec R

15JC-4R/6067R (Cont.)

*141D725 Carburetor (Gas)
 *134D1810 Air Shutter Assy.
 309P206 Hi-Temp. Cut-Off Switch
 309A195 Hi-Temp. Switch Bracket
 508A126 Hi-Temp. Switch Insulating Washer
 508A127 Hi-Temp. Switch Insulating Bushing
 332A876 Hi-Temp. Switch Terminal

15JC-4R/6075R

Generator - 15JC4N4C
 Control - Code 150 (W.D.612C2658)
 Code 221 (W.D.625A632)
 Engine - Spec R
 *141D725 Carburetor (Gas)
 *134D1810 Air Shutter Assy.
 309P196 Hi-Temp. Cut-Off Switch
 309A195 Hi-Temp. Switch Bracket
 508A126 Hi-Temp. Switch Insulating Washer
 508A127 Hi-Temp. Switch Insulating Bushing
 332A876 Hi-Temp. Switch Terminal

15JC-4R/6088P

Generator - 15JC/179
 Control - Code 160 (W.D.612C2736)
 Code 221 (W.D.625A632)
 Engine - Spec P
 *143B318 Carburetor (Gas)
 *134D1810 Air Shutter Assy.
 309P196 Hi-Temp. Cut-Off Switch
 309A195 Hi-Temp. Switch Bracket
 508A126 Hi-Temp. Switch Insulating Washer
 508A127 Hi-Temp. Switch Insulating Bushing
 332A876 Hi-Temp. Switch Terminal

15JC-4R/6089P

Generator - 15JC4N4C
 Control - Code 150 (W.D.612C2658)
 Code 221 (W.D.625A632)
 Engine - Spec P
 *143B318 Carburetor (Gas)
 134D1270 Air Outlet Duct

15JC-4R/6111P

Generator - 15JC4N4C
 Control - Code 32 (W.D.612B1543)
 Code 169 (W.D.612B2809)
 Code 170 (W.D.612C2810)
 Code 221 (W.D.625A632)
 Engine - Spec P
 *140K894 Carb. Air Heater Kit
 *405A1424 Housing Assy. - Except use 405A1361 Rear Panel - Gen. End
 *134D1810 Air Shutter Assy.
 *159A799 Fuel Tank Assy.
 309P196 Hi-Temp. Cut-Off Switch
 309A195 Hi-Temp. Switch Bracket

MODEL DATA SECTION

145

15JC-4R/6111P (Cont.)

508A126 Hi-Temp. Switch Insulating Washer
508A127 Hi-Temp. Switch Insulating Bushing
332A876 Hi-Temp. Switch Terminal

15JC-4R/6111R

Generator - 15JC4N4C

Control - Code 32 (W.D.612B1543)
Code 169 (W.D.612B2809)
Code 170 (W.D.612C2810)
Code 221 (W.D.625A632)

Engine - Spec R

*140K894 Carb. Air Heater Kit
*405A1424 Housing Assy. - Except use 405A1361 Rear Panel - Gen. End
*134K1810 Air Shutter Assy.
*159A799 Fuel Tank Assy.
309P196 Hi-Temp. Cut-Off Switch
309A195 Hi-Temp. Switch Bracket
508A126 Hi-Temp. Switch Insulating Washer
508A127 Hi-Temp. Switch Insulating Bushing
332A876 Hi-Temp. Switch Terminal

15JC-4R/6126R

Generator - 15JC4N4C

Control - Code 237 (W.D.612C2873)
Code 184 (W.D.615B230)
Code 221 (W.D.625A632)

Engine - Spec R

*141D725 Carburetor (Gas)
309P206 Hi-Temp. Cut-Off Switch
309A195 Hi-Temp. Switch Bracket
508A126 Hi-Temp. Switch Insulating Washer
508A127 Hi-Temp. Switch Insulating Bushing
332A876 Hi-Temp. Switch Terminal

15JC-4R/6128R

Generator - 15JC4N4C

Control - Code 150 (W.D.612C2658)
Code 221 (W.D.625A632)

Engine - Spec R

*140K894 Carb. Air Heater Kit
134D1178 Crank Support Grill
309P196 Hi-Temp. Cut-Off Switch
309A195 Hi-Temp. Switch Bracket
508A126 Hi-Temp. Switch Insulating Washer
508A127 Hi-Temp. Switch Insulating Bushing
332A876 Hi-Temp. Switch Terminal

15JC-4R/6137P

Generator - 15JC4N4C

Control - Code 23 (W.D.612B1469)
Code 32 (W.D.612B1543)
Code 150 (W.D.612C2658)
Code 221 (W.D.625A632)

Engine - Spec P

15JC-4R/6137P (Cont.)

*143B318 Carburetor (Gas)
*405A1422 Housing Assy.
309P196 Hi-Temp. Cut-Off Switch
309A195 Hi-Temp. Switch Bracket
508A126 Hi-Temp. Switch Insulating Washer
508A127 Hi-Temp. Switch Insulating Bushing
332A876 Hi-Temp. Switch Terminal

15JC-4R/6137R

Generator - 15JC/284

Control - Code 32 (W.D.612B1543)
Code 150 (W.D.612C2658)
Code 262 (W.D.612C3105)
Code 223 (W.D.625A711)

Engine - Spec R

*141D725 Carburetor (Gas)
*405A1422 Housing Assy.
309P196 Hi-Temp. Cut-Off Switch
309A195 Hi-Temp. Switch Bracket
508A126 Hi-Temp. Switch Insulating Washer
508A127 Hi-Temp. Switch Insulating Bushing
332A876 Hi-Temp. Switch Terminal

15JC-4R/6156P

Generator - 15JC/179

Control - Code 32 (W.D.612B1543)
Code 227 (W.D.612B2299)
Code 159 (W.D.612C2735)
Code 221 (W.D.625A632)

Engine - Spec P

*140K894 Carb. Air Heater Kit
*405A1424 Housing Assy. - NOTE: Uses #134D-1810 Air Shutter Assy.
*140K677 Oil Bath Air Cleaner Kit
309P196 Hi-Temp. Cut-Off Switch
309A195 Hi-Temp. Switch Bracket
508A126 Hi-Temp. Switch Insulating Washer
508A127 Hi-Temp. Switch Insulating Bushing
332A876 Hi-Temp. Switch Terminal
155P360 Muffler
140A78 Muffler Mtg. Band (2)
155A949 Flex. Exhaust Tube

15JC-4R/6164P

Generator - 15JC4N4C

Control - Code 150 (W.D.612C2658)
Code 175 (W.D.615B202)
Code 221 (W.D.625A632)

15JC-4R/6164P (Cont.)

Engine - Spec P
*143B307 Carburetor (Gas-Gaso)
*134D1810 Air Shutter Assy.
309P196 Hi-Temp. Cut-Off Switch
309A195 Hi-Temp. Switch Bracket
508A126 Hi-Temp. Switch Insulating Washer
508A127 Hi-Temp. Switch Insulating Bushing
332A876 Hi-Temp. Switch Terminal

15JC-4R/6164R

Generator - 15JC4N4C

Control - Code 150 (W.D.612C2658)
Code 175 (W.D.615B202)
Code 221 (W.D.625A632)

Engine - Spec R

*141D720 Carburetor (Gas-Gaso)
*134D1810 Air Shutter Assy.
309P196 Hi-Temp. Cut-Off Switch
309A195 Hi-Temp. Switch Bracket
508A126 Hi-Temp. Switch Insulating Washer
508A127 Hi-Temp. Switch Insulating Bushing
332A876 Hi-Temp. Switch Terminal

15JC-4R/6180R

Generator - 15JC4N4C

Control - Code 149 (W.D.612C2657)
Code 221 (W.D.625A632)

Engine - Spec R

*141D720 Carburetor (Gas-Gaso)
*134D1810 Air Shutter Assy.
309P196 Hi-Temp. Cut-Off Switch
309A195 Hi-Temp. Switch Bracket
508A126 Hi-Temp. Switch Insulating Washer
508A127 Hi-Temp. Switch Insulating Bushing
332A876 Hi-Temp. Switch Terminal

15JC-4R/6212R

Generator - 15JC4N4C

Control - Code 29 (W.D.612B1487)
Code 32 (W.D.612B1543)
Code 231 (W.D.612C2851)
Code 221 (W.D.625A632)

Engine - Spec R

*140K893 Carb. Air Heater Kit
*405A1424 Housing Assy. - NOTE: Uses #134D1810 Air Shutter Assy.
*159A799 Fuel Tank Assy.
309P206 Hi-Temp. Cut-Off Switch
309A195 Hi-Temp. Switch Bracket
508A126 Hi-Temp. Switch Insulating Washer
508A127 Hi-Temp. Switch Insulating Bushing
332A876 Hi-Temp. Switch Terminal

* Refer to Accessory Section for Component Parts.

MODEL DATA SECTION

15JC-4R/6286R

Generator - 15JC4N4C
Control - Code 149 (W.D.612C2657)
Code 221 (W.D.625A632)
Engine - Spec P
*141D725 Carburetor (Gas)
*134D1810 Air Shutter Assy.
309P196 Hi-Temp. Cut-Off Switch
309A195 Hi-Temp. Switch Bracket
508A126 Hi-Temp. Switch Insulating Washer
508A127 Hi-Temp. Switch Insulating Bushing
332A876 Hi-Temp. Switch Terminal

15JC-4R/6354R

Generator - 15JC4N4C
Control - Code 150 (W.D.612C2658)
Code 175 (W.D.615B202)
Code 221 (W.D.625A632)
Engine - Spec R
*141D725 Carburetor (Gas)
*134D1810 Air Shutter Assy.
309P196 Hi-Temp. Cut-Off Switch
309A195 Hi-Temp. Switch Bracket
508A126 Hi-Temp. Switch Insulating Washer
508A127 Hi-Temp. Switch Insulating Bushing
332A876 Hi-Temp. Switch Terminal

15JC-4R/6363R

Generator - 15JC/179
Control - Code 32 (W.D.612B1543)
Code 159 (W.D.612C2735)
Code 221 (W.D.625A632)
Engine - Spec R
*140K893 Carb. Air Heater Kit
*405A1421 Housing Assy.
*159B760 Reservoir Tank Assy.
309P196 Hi-Temp. Cut-Off Switch
309A195 Hi-Temp. Switch Bracket
508A126 Hi-Temp. Switch Insulating Washer
508A127 Hi-Temp. Switch Insulating Bushing
332A876 Hi-Temp. Switch Terminal

15JC-4R/6375R

Generator - 15JC4N4C
Control - Code 32 (W.D.612B1543)
Code 150 (W.D.612C2658)
Code 221 (W.D.625A632)
Engine - Spec R
*141D725 Carburetor (Gas)
*405A1423 Housing Assy. - NOTE:
Uses #134D1810 Air Shutter Assy.
309P196 Hi-Temp. Cut-Off Switch
309A195 Hi-Temp. Switch Bracket
508A126 Hi-Temp. Switch Insulating Washer
508A127 Hi-Temp. Switch Insulating Bushing
332A876 Hi-Temp. Switch Terminal

15JC-4R/6402R

Generator - 15JC4N4C
Control - Code 237 (W.D.612C2873)
Code 180 (W.D.615B218)
Code 221 (W.D.625A632)
Engine - Spec R
*141D725 Carburetor (Gas)
134D1805 Air Outlet Duct
309P206 Hi-Temp. Cut-Off Switch
309A195 Hi-Temp. Switch Bracket
508A126 Hi-Temp. Switch Insulating Washer
508A127 Hi-Temp. Switch Insulating Bushing
332A876 Hi-Temp. Switch Terminal

15JC-4R/6428R

Generator - 15JC/179
Control - Code 159 (W.D.612C2735)
Code 221 (W.D.625A632)
Engine - Spec R
*141D725 Carburetor (Gas)
309P196 Hi-Temp. Cut-Off Switch
309A195 Hi-Temp. Switch Bracket
508A126 Hi-Temp. Switch Insulating Washer
508A127 Hi-Temp. Switch Insulating Bushing
332A876 Hi-Temp. Switch Terminal

15JC-4R/6436R

Generator - 15JC4N4C
Control - Code 160 (W.D.612C2736)
Code 180 (W.D.615B218)
Code 221 (W.D.625A632)
Engine - Spec R
*141D725 Carburetor (Gas)
134D1805 Air Outlet Duct
309P206 Hi-Temp. Cut-Off Switch
309A195 Hi-Temp. Switch Bracket
508A126 Hi-Temp. Switch Insulating Washer
508A127 Hi-Temp. Switch Insulating Bushing
332A876 Hi-Temp. Switch Terminal

15JC-4R/6441R

Generator - 15JC4N4C
Control - Code 149 (W.D.612C2657)
Code 208 (W.D.625A23)
Code 221 (W.D.625A632)
Engine - Spec R
*140K894 Carb. Air Heater Kit
102B549 Oil Base
333B102 Oil Base Heater
333B88 Heater Box
333A87 Heater Box Cover
508A100 Heater Box Grommet
309A168 Heater Thermostat

15JC-4R/6478R

Generator - 15JC4N4C
Control - Code 160 (W.D.612C2636)
Code 221 (W.D.625A632)
Engine - Spec R
*141D725 Carburetor (Gas)
134D1805 Air Outlet Duct
309P206 Hi-Temp. Cut-Off Switch
309A195 Hi-Temp. Switch Bracket
508A126 Hi-Temp. Switch Insulating Washer
508A127 Hi-Temp. Switch Insulating Bushing
332A876 Hi-Temp. Switch Terminal

15JC-4R/6526R

Generator - 15JC4N4C
Control - Code 29 (W.D.612B1487)
Code 32 (W.D.612B1543)
Code 150 (W.D.612C2658)
Code 221 (W.D.625A632)
Engine - Spec R
*141D725 Carburetor (Gas)
*405A1424 Housing Assy. - NOTE:
Uses #134D1810 Air Shutter Assy.
309P196 Hi-Temp. Cut-Off Switch
309A195 Hi-Temp. Switch Bracket
508A126 Hi-Temp. Switch Insulating Washer
508A127 Hi-Temp. Switch Insulating Bushing
332A876 Hi-Temp. Switch Terminal

15JC-4R/6531R

Generator - 15JC/179
Control - Code 253 (W.D.612C3008)
Code 181 (W.D.615B221)
Code 221 (W.D.625A632)
Engine - Spec R
*141D725 Carburetor (Gas)
134D1805 Air Outlet Duct

15JC-4R/6569R

Generator - 15JC4N4C
Control - Code 150 (W.D.612C2658)
Code 180 (W.D.615B218)
Code 221 (W.D.625A632)
Engine - Spec R
*140K893 Carb. Air Heater Kit
134D1805 Air Outlet Duct
309P196 Hi-Temp. Cut-Off Switch
309A195 Hi-Temp. Switch Bracket
508A126 Hi-Temp. Switch Insulating Washer
508A127 Hi-Temp. Switch Insulating Bushing
332A876 Hi-Temp. Switch Terminal

MODEL DATA SECTION

147

15JC-4R/6578R

Generator - 15JC/179

Control - Code 29 (W.D.612B1487)
Code 32 (W.D.612B1543)
Code 159 (W.D.612C2735)
Code 221 (W.D.625A632)

Engine - Spec R

*141D725 Carburetor (Gas)
*405A1424 Housing Assy. - NOTE:
Uses #134D1810 Air
Shutter Assy.
309P196 Hi-Temp. Cut-Off Switch
309A195 Hi-Temp. Switch Bracket
508A126 Hi-Temp. Switch Insula-
ting Washer
508A127 Hi-Temp. Switch Insula-
ting Bushing
332A876 Hi-Temp. Switch Termi-
nal
102B549 Oil Base
333B102 Oil Base Heater
333B88 Heater Box
333A87 Heater Box Cover
508A100 Heater Box Grommet
309A168 Heater Thermostat

15JC-4R/6604R

Generator - 15JC/179

Control - Code 29 (W.D.612B1487)
Code 32 (W.D.612B1543)
Code 253 (W.D.612C3008)
Code 221 (W.D.625A632)

Engine - Spec R

*405A1422 Housing Assy.
*140K677 Oil Bath Air Cleaner
Kit
*159B760 Reservoir Tank Assy.

15JC-4R/6614R

Generator - 15JC/179

Control - Code 160 (W.D.612C2736)
Code 180 (W.D.615B218)
Code 221 (W.D.625A632)

Engine - Spec R

*141D725 Carburetor (Gas)
309P206 Hi-Temp. Cut-Off Switch
309A195 Hi-Temp. Switch Bracket
508A126 Hi-Temp. Switch Insula-
ting Washer
508A127 Hi-Temp. Switch Insula-
ting Bushing
332A876 Hi-Temp. Switch Termi-
nal
102B549 Oil Base
333B102 Oil Base Heater
333B88 Heater Box
333A87 Heater Box Cover
508A100 Heater Box Grommet
309A168 Heater Thermostat

15JC-4R/6622R

Generator - 15JC/179

Control - Code 241 (W.D.612C2910)
Code 180 (W.D.615B218)
Code 221 (W.D.625A632)

Engine - Spec R

*141D725 Carburetor (Gas)
134D1805 Air Outlet Duct

15JC-4R/6644R

Generator - 15JC4N4C

Control - Code 150 (W.D.612C2658)
Code 184 (W.D.615B230)
Code 221 (W.D.625A632)

Engine - Spec R

*141D725 Carburetor (Gas)
134D1805 Air Outlet Duct
309P196 Hi-Temp. Cut-Off
Switch
309A195 Hi-Temp. Switch
Bracket
508A126 Hi-Temp. Switch
Insulating Washer
508A127 Hi-Temp. Switch
Insulating Bushing
332A876 Hi-Temp. Switch
Terminal

15JC-4R/6673R

Generator - 15JC4N4C

Control - Code 150 (W.D.612C2658)
Code 180 (W.D.615B218)
Code 208 (W.D.625A23)
Code 221 (W.D.625A632)

Engine - Spec R

*141D725 Carburetor (Gas)
309P196 Hi-Temp. Cut-Off
Switch
309A195 Hi-Temp. Switch
Bracket
508A126 Hi-Temp. Switch
Insulating Washer
508A127 Hi-Temp. Switch
Insulating Bushing
332A876 Hi-Temp. Switch
Terminal
102B549 Oil Base
333B102 Oil Base Heater
333B88 Heater Box
333A87 Heater Box Cover
508A100 Heater Box Grommet
309A168 Heater Thermostat

15JC-4R/6696R

Generator - 15JC4N4C

Control - Code 23 (W.D.612B1469)
Code 32 (W.D.612B1543)
Code 272 (W.D.612C3314)
Code 208 (W.D.625A23)
Code 221 (W.D.625A632)

Engine - Spec R

*405A1424 Housing Assy. -
NOTE: Uses
#134D1810 Air
Shutter Assy.
*140K677 Oil Bath Air Cleaner
Kit
*159A799 Fuel Tank Assy.
309P206 Hi-Temp. Cut-Off
Switch
309A195 Hi-Temp. Switch
Bracket
508A126 Hi-Temp. Switch
Insulating Washer
508A127 Hi-Temp. Switch
Insulating Bushing

15JC-4R/6696R (Cont.)

332A876

Hi-Temp. Switch Termi-
nal
R.T.F. Oil Base
R.T.F. Oil Base Heater (2)
333B88 Heater Box (2)
333A87 Heater Box Cover (2)
508A100 Heater Box Grommet (2)
309A168 Heater Thermostat (2)

15JC-4R/6722R

Generator - 15JC4N4C

Control - Code 32 (W.D.612B1543)
Code 68 (W.D.612B1871)
Code 237 (W.D.612C2873)
Code 221 (W.D.625A632)

Engine - Spec R

*140K893 Carb. Air Heater Kit
*405A1422 Housing Assy.
*159A799 Fuel Tank Assy.
309P206 Hi-Temp. Cut-Off Switch
309A195 Hi-Temp. Switch Bracket
508A126 Hi-Temp. Switch Insula-
ting Washer
508A127 Hi-Temp. Switch Insula-
ting Bushing
332A876 Hi-Temp. Switch Termi-
nal

15JC-4R/6759R

Generator - 15JC/179

Control - Code 161 (W.D.612C2737)
Code 180 (W.D.615B218)
Code 221 (W.D.625A632)

Engine - Spec R

*141D725 Carburetor (Gas)
*134D1810 Air Shutter Assy.
309P206 Hi-Temp. Cut-Off Switch
309A195 Hi-Temp. Switch Bracket
508A126 Hi-Temp. Switch Insula-
ting Washer
508A127 Hi-Temp. Switch Insula-
ting Bushing
332A876 Hi-Temp. Switch Termi-
nal
416A133 Battery Jumper Cable
403B661 Skid Base
416A501 Battery Bracket (2)
416B502 Battery Hold-down Frame
520A490 Battery Hold-down Stud
(2)
416B522 Battery Support Plate

15JC-4R/6760R

Generator - 15JC/179

Control - Code 160 (W.D.612C2736)
Code 175 (W.D.615B202)
Code 221 (W.D.625A632)

Engine - Spec R

*141D725 Carburetor (Gas)
309P206 Hi-Temp. Cut-Off Switch
309A195 Hi-Temp. Switch Bracket
508A126 Hi-Temp. Switch Insula-
ting Washer
508A127 Hi-Temp. Switch Insula-
ting Bushing
332A876 Hi-Temp. Switch Termi-
nal

* Refer to Accessory Section for Component Parts.
R.T.F. Refer to Factory. Include Model and Serial Number of Unit.

MODEL DATA SECTION

15JC-4R/6781R

Generator - 15JC4N4C
 Control - Code 282 (W.D.612C3404)
 Code 175 (W.D.615B202)
 Code 221 (W.D.625A632)
 Engine - Spec R
 *141D725 Carburetor (Gas)
 *134D1810 Air Shutter Assy.
 309P206 Hi-Temp. Cut-Off Switch
 309A195 Hi-Temp. Switch Bracket
 508A126 Hi-Temp. Switch Insulating Washer
 508A127 Hi-Temp. Switch Insulating Bushing
 332A876 Hi-Temp. Switch Terminal

15JC-4R/6785R

Generator - 15JC/179
 Control - Code 29 (W.D.612B1487)
 Code 32 (W.D.612B1543)
 Code 160 (W.D.612C2736)
 Code 208 (W.D.625A23)
 Code 221 (W.D.625A632)
 Engine - Spec R
 *140K893 Carb. Air Heater Kit
 *405A1726 Housing Assy.
 309P206 Hi-Temp. Cut-Off Switch
 309A195 Hi-Temp. Switch Bracket
 508A126 Hi-Temp. Switch Insulating Washer
 508A127 Hi-Temp. Switch Insulating Bushing
 332A876 Hi-Temp. Switch Terminal
 102B549 Oil Base
 333B102 Oil Base Heater
 333B88 Heater Box
 333A87 Heater Box Cover
 508A100 Heater Box Grommet
 309A168 Heater Thermostat
 155P360 Muffler
 140A78 Muffler Mtg. Band (2)
 155A949 Flex. Exhaust Tube

15JC-4R/6806R

Generator - 15JC4N4C
 Control - Code 149 (W.D.612C2657)
 Code 301 (W.D.615B320)
 Code 221 (W.D.625A632)
 Engine - Spec R
 *141D725 Carburetor (Gas)
 134D1805 Air Outlet Duct

15JC-4R/6813R

Generator - 15JC4N4C
 Control - Code 149 (W.D.612C2657)
 Code 221 (W.D.625A632)
 Engine - Spec R
 *141D725 Carburetor (Gas)
 *134D1810 Air Shutter Assy.

15JC-4R/6844R

Generator - 15JC4N4C
 Control - Code 150 (W.D.612C2658)
 Code 180 (W.D.615B218)
 Code 221 (W.D.625A632)
 Engine - Spec R

15JC-4R/6844R (Cont.)

*141D725 Carburetor (Gas)
 134D1805 Air Outlet Duct
 309P196 Hi-Temp. Cut-Off Switch
 309A195 Hi-Temp. Switch Bracket
 508A126 Hi-Temp. Switch Insulating Washer
 508A127 Hi-Temp. Switch Insulating Bushing
 332A876 Hi-Temp. Switch Terminal
 403B661 Skid Base
 416A133 Battery Jumper Cable
 416A501 Battery Bracket (2)
 416B502 Battery Hold-down Frame
 520A490 Battery Hold-down Stud (2)
 416B522 Battery Support Plate
 112A106 Piston & Pin Assy. (4)

15JC-4R/6936R

Generator - 15JC/284
 Control - Code 32 (W.D.612B1543)
 Code 149 (W.D.612C2657)
 Code 281 (W.D.612B3402)
 Code 223 (W.D.625A711)
 Engine - Spec R
 *141D725 Carburetor (Gas)
 *405A1422 Housing Assy.

15JC-4R/6958R

Generator - 15JC/179
 Control - Code 161 (W.D.612C2737)
 Code 221 (W.D.625A632)
 Engine - Spec R
 *141D725 Carburetor (Gas)
 *140K677 Oil Bath Air Cleaner Kit
 134D1805 Air Outlet Duct
 309P206 Hi-Temp. Cut-Off Switch
 309A195 Hi-Temp. Switch Bracket
 508A126 Hi-Temp. Switch Insulating Washer
 508A127 Hi-Temp. Switch Insulating Bushing
 332A876 Hi-Temp. Switch Terminal

15JC-4R/6994R

Generator - 15JC4N4C
 Control - Code 150 (W.D.612C2658)
 Code 175 (W.D.615B202)
 Code 221 (W.D.625A632)
 Engine - Spec R
 *140K893 Carb. Air Heater Kit
 *134D1810 Air Shutter Assy.
 309P196 Hi-Temp. Cut-Off Switch
 309A195 Hi-Temp. Switch Bracket

15JC-4R/6994R (Cont.)

508A126 Hi-Temp. Switch Insulating Washer
 508A127 Hi-Temp. Switch Insulating Bushing
 332A876 Hi-Temp. Switch Terminal

15JC-4R/7042R

Generator - 15JC/179
 Control - Code 159 (W.D.612C2735)
 Code 208 (W.D.625A23)
 Code 221 (W.D.625A632)
 Engine - Spec R
 134D1805 Air Outlet Duct
 309P196 Hi-Temp. Cut-Off Switch
 309A195 Hi-Temp. Switch Bracket
 508A126 Hi-Temp. Switch Insulating Washer
 508A127 Hi-Temp. Switch Insulating Bushing
 332A876 Hi-Temp. Switch Terminal
 102B549 Oil Base
 333B102 Oil Base Heater
 333B88 Heater Box
 333A87 Heater Box Cover
 508A100 Heater Box Grommet
 309A168 Heater Thermostat
 140P721 Air Cleaner
 140P722 Air Cleaner Band (2)
 140B720 Air Cleaner Mtg. Bracket
 503P419 Air Cleaner Elbow - Rubber
 503P365 Air Cleaner Hose Clamp (3)
 140A852 Air Cleaner Hose Support
 140B740 Air Cleaner Air Inlet Tube
 503-330 Air Cleaner Hose
 140P723 Carb. Air Pre-Cleaner

15JC-4R/7155R

Generator - 15JC/179
 Control - Code 23 (W.D.612B1469)
 Code 32 (W.D.612B1543)
 Code 161 (W.D.612C2737)
 Code 208 (W.D.625A23)
 Code 221 (W.D.625A632)
 Engine - Spec R
 *140K893 Carb. Air Heater Kit
 *405A1424 Housing Assy. - NOTE:
 Uses #134D1810 Air Shutter Assy.
 *159A799 Fuel Tank Assy.
 309P206 Hi-Temp. Cut-Off Switch
 309A195 Hi-Temp. Switch Bracket
 508A126 Hi-Temp. Switch Insulating Washer
 508A127 Hi-Temp. Switch Insulating Bushing
 332A876 Hi-Temp. Switch Terminal
 102B549 Oil Base
 333B102 Oil Base Heater
 333B88 Heater Box
 333A87 Heater Box Cover
 508A100 Heater Box Grommet
 309A168 Heater Thermostat

MODEL DATA SECTION

149

15JC-4R/7157R

Generator - 15JC4N4C
Control - Code 32 (W.D.612B1543)
Code 149 (W.D.612C2657)
Code 221 (W.D.625A632)
Engine - Spec R
*141D720 Carburetor (Gas-Gaso)
*405A1423 Housing Assy. - NOTE:
Uses #134D1810 Air
Shutter Assy.
*159A799 Fuel Tank Assy.

15JC-4R/7264R

Generator - 15JC4N4C
Control - Code 29 (W.D.612B1487)
Code 32 (W.D.612B1543)
Code 149 (W.D.612C2257)
Code 208 (W.D.625A23)
Code 221 (W.D.625A632)
Engine - Spec R
*140K893 Carb. Air Heater Kit
*405A1422 Housing Assy.
*159A799 Fuel Tank Assy.
102B549 Oil Base
333B102 Oil Base Heater
333B88 Heater Box
333A87 Heater Box Cover
508A100 Heater Box Grommet
309A168 Heater Thermostat

15JC-4R30/2468P

Generator - 15JC4N4C
Control - Code 122 (W.D.612C2403)
Code 221 (W.D.625A632)
Engine - Spec P
*140K894 Carb. Air Heater Kit
134D1805 Air Outlet Duct
104B477 Crankshaft
134B1446 Flywheel & Hub
134B1486 Flywheel Only
307B845 Start Solenoid
306A196 Start Solenoid Bracket
336A1199 Starter To Solenoid
Lead
*191B453 Starter Motor - Incl.
Gear
191A457 Idler Gear Assy.
191B354 Crankshaft Gear &
Clutch
191A342 Idler Gear Base &
Shaft
518-196 Idler Gear Retaining
Ring
526-175 Idler Gear Thrust
Washer
103C252 Gear Cover Assy.
103D225 Gear Cover Backplate
103C231 Gear Cover Gasket
415K3 Underground Fuel Tank
(55 gal.) Includes
Fittings
415K7 Fuel Line Kit
(25 ft. x 5/16")
Includes Elbows &
Connector

15JC-4R30/2468R

Generator - 15JC4N4C
Control - Code 258 (W.D.612C3077)
Code 221 (W.D.625A632)
Engine - Spec R
*140K894 Carb. Air Heater Kit
134D1805 Air Outlet Duct
307B845 Start Solenoid
306A195 Start Solenoid
Bracket
415K3 Underground Fuel
Tank (55 gal.)
Includes Fittings
415K7 Fuel Line Kit
(25 ft. x 5/16")
Includes Elbows &
Connector

15JC-4R31/2468R

Generator - 15JC4N4C
Control - Code 258 (W.D.612C3077)
Code 221 (W.D.625A632)
Engine - Spec R
*141D725 Carburetor (Gas)
134D1805 Air Outlet Duct
112A106 Piston & Pin Assy.
(4)
307B845 Start Solenoid
306A195 Start Solenoid
Bracket
307P312 Supply Line Fuel
Solenoid Valve -
Electric
149P558 Supply Line Fuel
Strainer

15JC-4R31/2488R

Generator - 15JC4N4C
Control - Code 258 (W.D.612C3077)
Code 295 (W.D.615B300)
Code 221 (W.D.625A632)
Engine - Spec R
*141D725 Carburetor (Gas)
134D1805 Air Outlet Duct
112A106 Piston & Pin Assy.
(4)
307B845 Start Solenoid
306A195 Start Solenoid
Bracket
307P312 Supply Line Fuel
Solenoid Valve -
Electric
149P558 Supply Line Fuel
Strainer

15JC-4R31/5135R

Generator - 15JC/179
Control - Code 139 (W.D.612C2853)
Code 180 (W.D.615B218)
Code 221 (W.D.625A632)
Engine - Spec R
*143B307 Carburetor (Gas-
Gaso)
104B477 Crankshaft
134B1446 Flywheel & Hub
134B1486 Flywheel Only

15JC-4R31/5135R (Cont.)

112A106 Piston & Pin Assy. (4)
307B845 Start Solenoid
306A195 Start Solenoid Bracket
336A1199 Starter to Solenoid
Lead
*191B453 Starter Motor - Incl.
Gear
191A457 Idler Gear Assy.
191A342 Idler Gear Base & Shaft
518-196 Idler Gear Retaining
Ring
526-175 Idler Gear Thrust
Washer
191B354 Crankshaft Gear &
Clutch
103C252 Gear Cover Assy.
103D225 Gear Cover Backplate
103C231 Gear Cover Gasket
338B366 Solenoid to Control
Wiring Harness
338B336 Start Disconnect to
Control Wiring Harness
307P312 Supply Line Fuel Sole-
noid Valve - Electric
149P558 Supply Line Fuel
Strainer

15JC-4R31/5976R

Generator - 15JC4N4C
Control - Code 261 (W.D.612C3101)
Code 295 (W.D.615B300)
Code 221 (W.D.625A632)
Engine - Spec R
*141D720 Carburetor (Gas-Gaso)
134D1805 Air Outlet Duct
307P312 Supply Line Fuel Sole-
noid Valve - Electric
149P558 Supply Line Fuel
Strainer
309P206 Hi-Temp. Cut-Off Switch
309A195 Hi-Temp. Switch Bracket
508A126 Hi-Temp. Switch Insula-
ting Washer
508A127 Hi-Temp. Switch Insula-
ting Bushing
332A876 Hi-Temp. Switch Termi-
nal
307B845 Start Solenoid
306A195 Start Solenoid Bracket

15JC-4R31/6046R

Generator - 15JC/179
Control - Code 271 (W.D.612C3310)
Code 205 (W.D.615B288)
Code 221 (W.D.625A632)
Engine - Spec R
*141D725 Carburetor (Gas)
134D1805 Air Outlet Duct
112A106 Piston & Pin Assy. (4)
307P312 Supply Line Fuel Sole-
noid Valve - Electric
149P558 Supply Line Fuel
Strainer
338B366 Solenoid to Control
Wiring Harness
338A336 Start Disconnect to
Control Wiring Harness

* Refer to Accessory Section for Component Parts.

MODEL DATA SECTION

15JC-4R31/6046R (Cont.)

307B845 Start Solenoid
306A195 Start Solenoid Bracket
309P206 Hi-Temp. Cut-Off Switch
309A195 Hi-Temp. Switch Bracket
508A126 Hi-Temp. Switch Insulating Washer
508A127 Hi-Temp. Switch Insulating Bushing
332A876 Hi-Temp. Switch Terminal

15JC-4R31/6253R

Generator - 15JC4N4C
Control - Code 261 (W.D.612C3101)
Code 297 (W.D.615B307)
Code 221 (W.D.625A632)
Engine - Spec R
*141D720 Carburetor (Gas-Gaso)
134D1805 Air Outlet Duct
307P312 Supply Line Fuel Solenoid Valve - Electric
149P558 Supply Line Fuel Strainer
309P206 Hi-Temp. Cut-Off Switch
309A195 Hi-Temp. Switch Bracket
508A126 Hi-Temp. Switch Insulating Washer
508A127 Hi-Temp. Switch Insulating Bushing
332A876 Hi-Temp. Switch Terminal
307B845 Start Solenoid
306A195 Start Solenoid Bracket

15JC-4R131/2468P

Generator - 15JC4N4C
Control - Code 122 (W.D.612C2403)
Code 221 (W.D.625A632)
Engine - Spec P
*143B318 Carburetor (Gas)
134D1805 Air Outlet Duct
338B366 Solenoid to Control Wiring Harness
338A336 Start Disconnect to Control Wiring Harness
104B477 Crankshaft
134B1446 Flywheel & Hub
134B1486 Flywheel Only
307B845 Start Solenoid
306A195 Start Solenoid Bracket
336A1199 Starter to Solenoid Lead
*191B453 Starter Motor - Incl. Gear
191A457 Idler Gear Assy.
191A342 Idler Gear Base & Shaft
518-196 Idler Gear Retaining Ring
526-175 Idler Gear Thrust Washer
191B354 Crankshaft Gear & Clutch
103C252 Gear Cover Assy.
103D225 Gear Cover Backplate
103C231 Gear Cover Gasket
307P312 Supply Line Fuel Solenoid Valve - Electric
149P558 Supply Line Fuel Strainer

15JC-4R131/2468R

Generator - 15JC4N4C
Control - Code 258 (W.D.612C3077)
Code 221 (W.D.625A632)
Engine - Spec R
*141D725 Carburetor (Gas)
134D1805 Air Outlet Duct
307B845 Start Solenoid
306A195 Start Solenoid Bracket
307P312 Supply Line Fuel Solenoid Valve - Electric
149P558 Supply Line Fuel Strainer

15JC-4RV/1R

Generator - 15JC4N4C
Control - Code 149 (W.D.612C2657)
Code 221 (W.D.625A632)
Engine - Spec R
Vacu-Flo Cooled
*140K892 Carb. Air Heater Kit

15JC-4RV/12R

Generator - 15JC4N4C
Control - Code 149 (W.D.612C2657)
Code 221 (W.D.625A632)
Engine - Spec R
Vacu-Flo Cooled
*141D720 Carburetor (Gas-Gaso)

15JC-4RV/13R

Generator - 15JC4N4C
Control - Code 149 (W.D.612C2657)
Code 221 (W.D.625A632)
Engine - Spec R
Vacu-Flo Cooled
*141D725 Carburetor (Gas)

15JC-4RV/55R

Generator - 15JC4N4C
Control - Code 150 (W.D.612C2658)
Code 221 (W.D.625A632)
Engine - Spec R
Vacu-Flo Cooled
*141D720 Carburetor (Gas-Gaso)

15JC-4RV31/1P

Generator - 15JC4N4C
Control - Code 122 (W.D.612C2403)
Code 221 (W.D.625A632)
Engine - Spec P
Vacu-Flo Cooled
*143B318 Carburetor (Gas)
104B477 Crankshaft
112A106 Piston & Pin Assy. (4)
307B845 Start Solenoid
306A195 Start Solenoid Bracket
336A1199 Starter to Solenoid Lead
*191B453 Starter Motor - Incl. Gear

15JC-4RV31/1P (Cont.)

191A457 Idler Gear Assy.
191A354 Crankshaft Gear & Clutch
191A342 Idler Gear Base & Shaft
518-196 Idler Gear Retaining Ring
526-175 Idler Gear Thrust Washer
103C252 Gear Cover Assy.
103B231 Gear Cover Gasket
103D225 Gear Cover Backplate
307P312 Supply Line Fuel Solenoid Valve - Electric
149P558 Supply Line Fuel Strainer
338B366 Solenoid to Control Wiring Harness
338A336 Start Disconnect to Wiring Harness

15JC-4RV31/1R

Generator - 15JC4N4C
Control - Code 258 (W.D.612C3077)
Code 221 (W.D.625A632)
Engine - Spec R
Vacu-Flo Cooled
*141D725 Carburetor (Gas)
112A106 Piston & Pin Assy. (4)
307B845 Start Solenoid
306A195 Start Solenoid Bracket
307P312 Supply Line Fuel Solenoid Valve - Electric
149P558 Supply Line Fuel Strainer

15JC-4RV/710R

Generator - 15JC4N4C
Control - Code 149 (W.D.612C2657)
Code 175 (W.D.615B202)
Code 221 (W.D.625A632)
Engine - Spec R
Vacu-Flo Cooled
*140K892 Carb. Air Heater Kit

15JC-4RV/131-1P

Generator - 15JC4N4C
Control - Code 122 (W.D.612C2403)
Code 221 (W.D.625A632)
Engine - Spec P
Vacu-Flo Cooled
*143B318 Carburetor (Gas)
338B366 Solenoid to Control Wiring Harness
338A336 Start Disconnect to Control Wiring Harness
307P312 Supply Line Fuel Solenoid Valve - Electric
149P558 Supply Line Fuel Strainer
104B477 Crankshaft
103C252 Gear Cover Assy.
103D225 Gear Cover Backplate
103C231 Gear Cover Gasket
*191B453 Starter Motor - Incl. Gear
191A457 Idler Gear Assy.

MODEL DATA SECTION

151

15JC-4RV/131-1P (Cont.)

191A342 Idler Gear Base & Shaft
518-196 Idler Gear Retaining Ring
526-175 Idler Gear Thrust Washer
191B354 Crankshaft Gear & Clutch
307B845 Start Solenoid
306A195 Start Solenoid Bracket
336A1199 Starter to Solenoid Lead

15JC-4RV/1871R

Generator - 15JC4N4C
Control - Code 149 (W.D.612C2657)
Code 181 (W.D.615B221)
Code 221 (W.D.625A632)
Engine - Spec R
Vacu-Flo Cooled
*141D725 Carburetor (Gas)

15JC-4RV/2198R

Generator - 15JC4N4C
Control - Code 150 (W.D.612C2658)
Code 221 (W.D.625A632)
Engine - Spec R
Vacu-Flo Cooled
*140K892 Carb. Air Heater Kit
309P162 Hi-Temp. Cut-Off Switch
338A337 Hi-Temp. Switch Wiring Harness

15JC-4RV/2489R

Generator - 15JC4N4C
Control - Code 150 (W.D.612C2658)
Code 208 (W.D.625A23)
Code 221 (W.D.625A632)
Engine - Spec R
Vacu-Flo Cooled
*141D725 Carburetor (Gas)
309P162 Hi-Temp. Cut-Off Switch
338A337 Hi-Temp. Switch Wiring Harness
102B549 Oil Base
333B102 Oil Base Heater
333B88 Heater Box
333A87 Heater Box Cover
508A100 Heater Box Grommet
309A168 Heater Thermostat

15JC-4RV/2896P

Generator - 15JC4N4C
Control - Code 150 (W.D.612C2658)
Code 221 (W.D.625A632)
Engine - Spec P
Vacu-Flo Cooled
*143B318 Carburetor (Gas)
309P162 Hi-Temp. Cut-Off Switch
338A337 Hi-Temp. Switch Wiring Harness

15JC-4RV/3885R

Generator - 15JC4N4C
Control - Code 150 (W.D.612C2658)
Code 175 (W.D.615B202)
Code 221 (W.D.625A632)
Engine - Spec R

15JC-4RV/3885R (Cont.)

Vacu-Flo Cooled
*141D725 Carburetor (Gas)
309P162 Hi-Temp. Cut-Off Switch
338A337 Hi-Temp. Switch Wiring Harness

15JC-4RV/4459R

Generator - 15JC4N4C
Control - Code 149 (W.D.612C2657)
Code 208 (W.D.625A23)
Code 221 (W.D.625A632)

Engine - Spec R
Vacu-Flo Cooled
*140K892 Carb. Air Heater Kit
*159B830 Reservoir Tank Assy.
102B549 Oil Base
333B102 Oil Base Heater
333B88 Heater Box
333A87 Heater Box Cover
508A100 Heater Box Grommet
309A168 Heater Thermostat

15JC-4RV/4480R

Generator - 15JC4N4C
Control - Code 150 (W.D.612C2658)
Code 181 (W.D.615B221)
Code 221 (W.D.625A632)
Engine - Spec R
Vacu-Flo Cooled
*141D725 Carburetor (Gas)

15JC-4RV/4828R

Generator - 15JC4N4C
Control - Code 150 (W.D.612C2658)
Code 181 (W.D.615B221)
Code 221 (W.D.625A632)
Engine - Spec R
Vacu-Flo Cooled
*140K892 Carb. Air Heater Kit
309P162 Hi-Temp. Cut-Off Switch
338A337 Hi-Temp. Switch Wiring Harness

15JC-4RV/5568R

Generator - 15JC4N4C
Control - Code 150 (W.D.612C2658)
Code 184 (W.D.615B230)
Code 221 (W.D.625A632)
Engine - Spec R
Vacu-Flo Cooled
*141D725 Carburetor (Gas)
309P162 Hi-Temp. Cut-Off Switch
338A337 Hi-Temp. Switch Wiring Harness

15JC-4RV/5601R

Generator - 15JC/179
Control - Code 149 (W.D.612C2737)
Code 221 (W.D.625A632)
Engine - Spec R
Vacu-Flo Cooled
*141D725 Carburetor (Gas)
309P171 Hi-Temp. Cut-Off Switch
338A337 Hi-Temp. Switch Wiring Harness

15JC-4RV/5736R

Generator - 15JC/179
Control - Code 161 (W.D.612C2737)
Code 180 (W.D.615B218)
Code 221 (W.D.625A632)
Engine - Spec R
Vacu-Flo Cooled
*141D725 Carburetor (Gas)
*403A792 Skid Base Assy.
416B522 Battery Support Plate
309P171 Hi-Temp. Cut-Off Switch
338A337 Hi-Temp. Switch Wiring Harness

15JC-4RV/5740P

Generator - 15JC4N4C
231E112 Engine to Generator Adapter
Control - Code 167 (W.D.612C2798)
Code 221 (W.D.625A632)
Engine - Spec P
Vacu-Flo Cooled
*140K677 Oil Bath Air Cleaner Kit

15JC-4RV/5764P

Generator - 15JC4N4C
Control - Code 150 (W.D.612C2658)
Code 221 (W.D.625A632)
Engine - Spec P
Vacu-Flo Cooled
309P162 Hi-Temp. Cut-Off Switch
338A337 Hi-Temp. Switch Wiring Harness
140P721 Air Cleaner
140P722 Air Cleaner Band (2)
140B720 Air Cleaner Mtg. Bracket
503P419 Air Cleaner Elbow - Rubber
503P365 Air Cleaner Hose Clamp (3)
140A852 Air Cleaner Hose Support
140B740 Air Cleaner Air Inlet Tube
503-330 Air Cleaner Hose
140P723 Carb. Air Pre-Cleaner

15JC-4RV/5807R

Generator - 15JC4N4C
Control - Code 150 (W.D.612C2658)
Code 221 (W.D.625A632)
Engine - Spec R
Vacu-Flo Cooled
*140K677 Oil Bath Air Cleaner Kit
309P162 Hi-Temp. Cut-Off Switch
338A337 Hi-Temp. Switch Wiring Harness

15JC-4RV/5862R

Generator - 15JC4N4C
Control - Code 149 (W.D.612C2657)
Code 221 (W.D.625A632)
Engine - Spec R
Vacu-Flo Cooled
*141D720 Carburetor (Gas-Gaso)

* Refer to Accessory Section for Component Parts.

MODEL DATA SECTION

15JC-4RV/5929R

Generator - 15JC/179
Control - Code 159 (W.D.612C2735)
Code 175 (W.D.615B202)
Code 221 (W.D.625A632)
Engine - Spec R
Vacu-Flo Cooled
*141D720 Carburetor (Gas-Gaso)
403B661 Skid Base
402A284 Vibration Mount Cushion
(2) Engine End
416A133 Battery Jumper Cable
416A501 Battery Bracket (2)
416B502 Battery Hold-down Frame
520A490 Battery Hold-down Stud
(2)
416B522 Battery Support Plate

15JC-4RV/6086R

Generator - 15JC/179
Control - Code 253 (W.D.612C3008)
Code 221 (W.D.625A632)
Engine - Spec R
Vacu-Flo Cooled
*141D725 Carburetor (Gas)
309P162 Hi-Temp. Cut-Off Switch
338A337 Hi-Temp. Switch Wiring
Harness

15JC-4RV/6156R

Generator - 15JC/179
Control - Code 159 (W.D.612C2735)
Code 175 (W.D.615B202)
Code 221 (W.D.625A632)
Engine - Spec R
Vacu-Flo Cooled
*140K677 Oil Bath Air Cleaner
Kit
309P162 Hi-Temp. Cut-Off Switch
338A337 Hi-Temp. Switch Wiring
Harness
403B661 Skid Base
416A501 Battery Bracket (2)
416B502 Battery Hold-down Frame
520A490 Battery Hold-down Stud
(2)
416B522 Battery Support Plate

15JC-4RV/6398R

Generator - 15JC4N4C
Control - Code 231 (W.D.612C2851)
Code 221 (W.D.625A632)
Engine - Spec R
Vacu-Flo Cooled
*141D725 Carburetor (Gas)
309P162 Hi-Temp. Cut-Off Switch
338A337 Hi-Temp. Switch Wiring
Harness

15JC-4RV/6618R

Generator - 15JC4N4C
Control - Code 150 (W.D.612C2658)
Code 181 (W.D.615B221)
Code 221 (W.D.625A632)
Engine - Spec R
Vacu-Flo Cooled
*141D725 Carburetor (Gas)
309P162 Hi-Temp. Cut-Off Switch
338A337 Hi-Temp. Switch Bracket

15JC-4XR/1P

Generator - 15JC4XN1C
Control - Code 97 (W.D.612C2240)
Code 212 (W.D.625A423)
Engine - Spec P
*140K894 Carb. Air Heater Kit

15JC-4XR/1R

Generator - 15JC4XN1C
Control - Code 97 (W.D.612C2240)
Code 212 (W.D.625A423)
Engine - Spec R
*140K894 Carb. Air Heater Kit

15JC-4XR/7R

Generator - 15JC4XN1C
Control - Code 32 (W.D.612B1543)
Code 97 (W.D.612C2240)
Code 212 (W.D.625A423)
Engine - Spec R
*140K893 Carb. Air Heater Kit
*405A1421 Housing Assy.

15JC-4XR/13R

Generator - 15JC4XN1C
Control - Code 97 (W.D.612C2240)
Code 212 (W.D.625A632)
Engine - Spec R
*141D725 Carburetor (Gas)

15JC-4XR31/1R

Generator - 15JC4XN1C
Control - Code 260 (W.D.612C3100)
Code 212 (W.D.625A423)
Engine - Spec R
*141D725 Carburetor (Gas)
112A106 Piston & Pin Assy.
(4)
307B845 Start Solenoid
306A195 Start Solenoid
Bracket
307P312 Supply Line Fuel
Solenoid Valve -
Electric
149P558 Supply Line Fuel
Strainer

15JC-4XR/862P

Generator - 15JC4XN1C
Control - Code 97 (W.D.612C2240)
Code 208 (W.D.625A23)
Code 212 (W.D.625A423)
Engine - Spec P
*143B318 Carburetor (Gas)
102B549 Oil Base
333B102 Oil Base Heater
333B88 Heater Box
333A87 Heater Box Cover
508A100 Heater Box Grommet
309A168 Heater Thermostat

15JC-4XR/1041R

Generator - 15JC4XN1C
Control - Code 32 (W.D.612B1543)
Code 97 (W.D.612C2240)
Code 212 (W.D.625A632)
Engine - Spec R
*140K893 Carb. Air Heater Kit
*405A1421 Housing Assy.
*159A799 Fuel Tank Assy.

15JC-4XR/1075R

Generator - 15JC4XN1C
Control - Code 32 (W.D.612B1543)
Code 97 (W.D.612C2240)
Code 212 (W.D.625A423)
Engine - Spec R
*141D725 Carburetor (Gas)
*405A1421 Housing Assy.

15JC-4XR/1092R

Generator - 15JC4XN1C
Control - Code 32 (W.D.612B1543)
Code 65 (W.D.612B1859)
Code 97 (W.D.612C2240)
Code 212 (W.D.625A423)
Engine - Spec R
*140K893 Carb. Air Heater Kit
*405A1422 Housing Assy.
*159A799 Fuel Tank Assy.

15JC-4XR/1203P

Generator - 15JC4XN1C
Control - Code 97 (W.D.612C2240)
Code 212 (W.D.625A423)
Engine - Spec P
*143B318 Carburetor (Gas)
403B661 Skid Base
416A501 Battery Bracket (2)
416B502 Battery Hold-down Frame
520A490 Battery Hold-down Stud
(2)
416A133 Battery Jumper Cable

15JC-4XR/1400R

Generator - 15JC4XN1C
Control - Code 101 (W.D.612C2244)
Code 177 (W.D.615B214)
Code 212 (W.D.625A423)
Engine - Spec R
*141D720 Carburetor (Gas-Gaso)
309P196 Hi-Temp. Cut-Off Switch
309A195 Hi-Temp. Switch Bracket
508A126 Hi-Temp. Switch Insula-
ting Washer
508A127 Hi-Temp. Switch Insula-
ting Bushing
332A876 Hi-Temp. Switch Termi-
nal

15JC-4XR/1681P

Generator - 15JC4XN1C
Control - Code 97 (W.D.612C2240)
Code 212 (W.D.625A423)
Engine - Spec P
*140K894 Carb. Air Heater Kit
309P196 Hi-Temp. Cut-Off Switch
309A195 Hi-Temp. Switch Bracket
508A126 Hi-Temp. Switch Insula-
ting Washer
508A127 Hi-Temp. Switch Insula-
ting Bushing
332A876 Hi-Temp. Switch Termi-
nal

15JC-4XR/1982R

Generator - 15JC4XN1C
Control - Code 97 (W.D.612C2240)
Code 177 (W.D.615B214)
Code 212 (W.D.625A423)
Engine - Spec R
*141D725 Carburetor (Gas)

MODEL DATA SECTION

153

15JC-4XR/1983P

Generator - 15JC4XN1C
Control - Code 101 (W.D.612C2244)
Code 212 (W.D.625A632)
Engine - Spec P
*143B318 Carburetor (Gas)

15JC-4XR/1983R

Generator - 15JC4XN1C
Control - Code 101 (W.D.612C2244)
Code 212 (W.D.625A632)
Engine - Spec R
*141D725 Carburetor (Gas)

15JC-4XR/2219P

Generator - 15JC4XN1C
Control - Code 101 (W.D.612C2244)
Code 212 (W.D.625A632)
Engine - Spec P
*140K893 Carb. Air Heater Kit
134D1805 Air Outlet Duct

15JC-4XR/2442P

Generator - 15JC4XN1C
Control - Code 97 (W.D.612C2240)
Code 212 (W.D.625A423)
Engine - Spec P
*143B307 Carburetor (Gas-Gaso)
134D1805 Air Outlet Duct

15JC-4XR/2442R

Generator - 15JC4XN1C
Control - Code 97 (W.D.612C2240)
Code 212 (W.D.625A423)
Engine - Spec R
*141D720 Carburetor (Gas & Gaso)
134D1805 Air Outlet Duct

15JC-4XR/2539P

Generator - 15JC4XN1C
Control - Code 97 (W.D.612C2240)
Code 212 (W.D.625A423)
Engine - Spec P
*143B318 Carburetor (Gas)
134D1805 Air Outlet Duct

15JC-4XR/2539R

Generator - 15JC4XN1C
Control - Code 97 (W.D.612C2240)
Code 212 (W.D.625A423)
Engine - Spec R
*141D725 Carburetor (Gas)
134D1805 Air Outlet Duct

15JC-4XR/2733P

Generator - 15JC4XN1C
Control - Code 97 (W.D.612C2240)
Code 177 (W.D.615B214)
Code 212 (W.D.625A423)
Engine - Spec P
*143B318 Carburetor (Gas)
134D1805 Air Outlet Duct

15JC-4XR/2733R

Generator - 15JC4XN1C
Control - Code 97 (W.D.612C2240)
Code 177 (W.D.615B214)
Code 212 (W.D.625A632)
Engine - Spec R
*141D725 Carburetor (Gas)
134D1805 Air Outlet Duct

15JC-4XR/2896R

Generator - 15JC4XN1C
Control - Code 101 (W.D.612C2244)
Code 212 (W.D.625A423)
Engine - Spec R
*141D725 Carburetor (Gas)
309P196 Hi-Temp. Cut-Off Switch
309A195 Hi-Temp. Switch Bracket
508A126 Hi-Temp. Switch Insulating Washer
508A127 Hi-Temp. Switch Insulating Bushing
332A876 Hi-Temp. Switch Terminal

15JC-4XR/3098R

Generator - 15JC4XN1C
Control - Code 101 (W.D.612C2244)
Code 212 (W.D.625A423)
Engine - Spec R
*141D720 Carburetor (Gas-Gaso)
134D1805 Air Outlet Duct
309P196 Hi-Temp. Cut-Off Switch
309A195 Hi-Temp. Switch Bracket
508A126 Hi-Temp. Switch Insulating Washer
508A127 Hi-Temp. Switch Insulating Bushing
332A876 Hi-Temp. Switch Terminal

15JC-4XR/3596P

Generator - 15JC4XN1C
Control - Code 101 (W.D.612C2244)
Code 177 (W.D.615B214)
Code 212 (W.D.625A423)
Engine - Spec P
*143B307 Carburetor (Gas-Gaso)
*134D1613 Air Shutter Assy.

15JC-4XR/3663P

Generator - 15JC4XN1C
Control - Code 101 (W.D.612C2244)
Code 212 (W.D.625A423)
Engine - Spec P
*143B307 Carburetor (Gas-Gaso)
*134D1805 Air Shutter Assy.

15JC-4XR/3742R

Generator - 15JC4XN1C
Control - Code 101 (W.D.612C2244)
Code 212 (W.D.625A423)
Engine - Spec R
*141D725 Carburetor (Gas)
134D1805 Air Outlet Duct
309P196 Hi-Temp. Cut-Off Switch
309A195 Hi-Temp. Switch Bracket
508A126 Hi-Temp. Switch Insulating Washer
508A127 Hi-Temp. Switch Insulating Bushing
332A876 Hi-Temp. Switch Terminal

15JC-4XR/3869R

Generator - 15JC4XN1C
Control - Code 101 (W.D.612C2244)
Code 177 (W.D.615B214)
Code 212 (W.D.625A423)
Engine - Spec R
*141D725 Carburetor (Gas)
134D1805 Air Outlet Duct

15JC-4XR/3885P

Generator - 15JC4XN1C
Control - Code 101 (W.D.612C2244)
Code 177 (W.D.615B214)
Code 212 (W.D.625A423)
Engine - Spec P
*143B318 Carburetor (Gas)
309P196 Hi-Temp. Cut-Off Switch
309A195 Hi-Temp. Switch Bracket
508A126 Hi-Temp. Switch Insulating Washer
508A127 Hi-Temp. Switch Insulating Bushing
332A876 Hi-Temp. Switch Terminal

15JC-4XR/4726L

Generator - 15JC4XN1C
Control - Code 32 (W.D.612B1543)
Code 65 (W.D.612B1859)
Code 101 (W.D.612C2244)
Code 212 (W.D.625A423)
Engine - Spec L
*140K894 Carb. Air Heater Kit
*405A1422 Housing Assy.
*159A799 Fuel Tank Assy.
*140K677 Oil Bath Air Cleaner Kit

15JC-4XR/5134R

Generator - 15JC4XN1C
Control - Code 109 (W.D.612C2284)
Code 186 (W.D.615B234)
Code 212 (W.D.625A423)
Engine - Spec R
*141D725 Carburetor (Gas)
309P206 Hi-Temp. Cut-Off Switch
309A195 Hi-Temp. Switch Bracket
508A126 Hi-Temp. Switch Insulating Washer
508A127 Hi-Temp. Switch Insulating Bushing

* Refer to Accessory Section for Component Parts.

MODEL DATA SECTION

15JC-4XR/5134R (Cont.)

332A876 Hi-Temp. Switch Terminal
403B661 Skid Base
402A284 Vibration Mount Cushion
(2) Engine End
416A501 Battery Bracket (2)
416B502 Battery Hold-down Frame
520A490 Battery Hold-down Stud
(2)
416A522 Battery Support Plate
416A133 Battery Jumper Cable

15JC-4XR/5388P

Generator - 15JC/133
Control - Code 107 (W.D.612C2267)
Code 212 (W.D.625A423)
Engine - Spec P
*143B318 Carburetor (Gas)
134D1805 Air Outlet Duct
309P196 Hi-Temp. Cut-Off Switch
309A195 Hi-Temp. Switch Bracket
508A126 Hi-Temp. Switch Insulating Washer
508A127 Hi-Temp. Switch Insulating Bushing
332A876 Hi-Temp. Switch Terminal

15JC-4XR/5388R

Generator - 15JC/133
Control - Code 107 (W.D.612C2267)
Code 212 (W.D.625A423)
Engine - Spec R
*141D725 Carburetor (Gas)
134D1805 Air Outlet Duct
309P196 Hi-Temp. Cut-Off Switch
309A195 Hi-Temp. Switch Bracket
508A126 Hi-Temp. Switch Insulating Washer
508A127 Hi-Temp. Switch Insulating Bushing
332A876 Hi-Temp. Switch Terminal

15JC-4XR/5927P

Generator - 15JC/133
Control - Code 107 (W.D.612C2267)
Code 201 (W.D.615B280)
Code 212 (W.D.625A423)
Engine - Spec P
*143B318 Carburetor (Gas)
309P196 Hi-Temp. Cut-Off Switch
309A195 Hi-Temp. Switch Bracket
508A126 Hi-Temp. Switch Insulating Washer
508A127 Hi-Temp. Switch Insulating Bushing
332A876 Hi-Temp. Switch Terminal

15JC-4XR/6011P

Generator - 15JC/133
Control - Code 107 (W.D.612C2267)
Code 212 (W.D.625A423)
Engine - Spec P

15JC-4XR/6011P (Cont.)

*143B307 Carburetor (Gas-Gaso)
309P196 Hi-Temp. Cut-Off Switch
309A195 Hi-Temp. Switch Bracket
508A126 Hi-Temp. Switch Insulating Washer
508A127 Hi-Temp. Switch Insulating Bushing
332A876 Hi-Temp. Switch Terminal

15JC-4XR/6067R

Generator - 15JC/133
Control - Code 138 (W.D.612C2556)
Code 201 (W.D.615B280)
Code 212 (W.D.625A423)
Engine - Spec R
*141D725 Carburetor (Gas)
*134D1810 Air Shutter Assy.
309P206 Hi-Temp. Cut-Off Switch
309A195 Hi-Temp. Switch Bracket
508A126 Hi-Temp. Switch Insulating Washer
508A127 Hi-Temp. Switch Insulating Bushing
332A876 Hi-Temp. Switch Terminal

15JC-4XR/6074R

Generator - 15JC4XN1C
Control - Code 101 (W.D.612C2244)
Code 212 (W.D.625A423)
Engine - Spec R
*141D720 Carburetor (Gas-Gaso)
*134D1810 Air Shutter Assy.
309P196 Hi-Temp. Cut-Off Switch
309A195 Hi-Temp. Switch Bracket
508A126 Hi-Temp. Switch Insulating Washer
508A127 Hi-Temp. Switch Insulating Bushing
332A876 Hi-Temp. Switch Terminal

15JC-4XR/6075R

Generator - 15JC4XN1C
Control - Code 101 (W.D.612C2244)
Code 212 (W.D.625A423)
Engine - Spec R
*141D725 Carburetor (Gas)
*134D1810 Air Shutter Assy.
309P196 Hi-Temp. Cut-Off Switch
309A195 Hi-Temp. Switch Bracket
508A126 Hi-Temp. Switch Insulating Washer
508A127 Hi-Temp. Switch Insulating Bushing
332A876 Hi-Temp. Switch Terminal

15JC-4XR/6131R

Generator - 15JC4XN1C
Control - Code 254 (W.D.612C3025)
Code 186 (W.D.615B234)
Code 212 (W.D.625A423)
Engine - Spec R
*141D725 Carburetor (Gas)
309P206 Hi-Temp. Cut-Off Switch
309A195 Hi-Temp. Switch Bracket
508A126 Hi-Temp. Switch Insulating Washer
508A127 Hi-Temp. Switch Insulating Bushing
332A876 Hi-Temp. Switch Terminal
403B661 Skid Base
416A501 Battery Bracket (2)
416B502 Battery Hold-down Frame
520A490 Battery Hold-down Stud
(2)
416B522 Battery Support Plate
416A133 Battery Jumper Cable

15JC-4XR/6164R

Generator - 15JC4XN1C
Control - Code 101 (W.D.612C2244)
Code 177 (W.D.615B214)
Code 212 (W.D.625A423)
Engine - Spec R
*141D720 Carburetor (Gas-Gaso)
*134D1810 Air Shutter Assy.
309P196 Hi-Temp. Cut-Off Switch
309A195 Hi-Temp. Switch Bracket
508A126 Hi-Temp. Switch Insulating Washer
508A127 Hi-Temp. Switch Insulating Bushing
332A876 Hi-Temp. Switch Terminal

15JC-4XR/6272R

Generator - 15JC/133
Control - Code 107 (W.D.612C2267)
Code 201 (W.D.615B280)
Code 212 (W.D.625A632)
Engine - Spec R
*141D725 Carburetor (Gas)

15JC-4XR/6312R

Generator - 15JC4XN1C
Control - Code 101 (W.D.612C2244)
Code 212 (W.D.625A423)
Engine - Spec R
*141D720 Carburetor (Gas-Gaso)
134D1805 Air Outlet Duct
309P196 Hi-Temp. Cut-Off Switch
309A195 Hi-Temp. Switch Bracket
508A126 Hi-Temp. Switch Insulating Washer
508A127 Hi-Temp. Switch Insulating Bushing
332A876 Hi-Temp. Switch Terminal
416A133 Battery Jumper Cable
403A661 Skid Base
416A501 Battery Bracket (2)
416B502 Battery Hold-down Frame
520A490 Battery Hold-down Stud
(2)

MODEL DATA SECTION

155

15JC-4XR/6341R

Generator - 15JC/133

Control - Code 107 (W.D.612C2267)

Code 201 (W.D.615B280)

Code 212 (W.D.625A423)

Engine - Spec R

*141D720 Carburetor (Gas-Gaso)

*134D1810 Air Shutter Assy.

309P196 Hi-Temp. Cut-Off Switch

309A195 Hi-Temp. Switch Bracket

508A126 Hi-Temp. Switch Insulating Washer

508A127 Hi-Temp. Switch Insulating Bushing

332A876 Hi-Temp. Switch Terminal

15JC-4XR/6428R

Generator - 15JC/133

Control - Code 107 (W.D.612C2267)

Code 212 (W.D.625A423)

Engine - Spec R

*141D725 Carburetor (Gas)

309P196 Hi-Temp. Cut-Off Switch

309A195 Hi-Temp. Switch Bracket

508A126 Hi-Temp. Switch Insulating Washer

508A127 Hi-Temp. Switch Insulating Bushing

332A876 Hi-Temp. Switch Terminal

15JC-4XR/6589R

Generator - 15JC4XN1C

Control - Code 32 (W.D.612B1543)

Code 101 (W.D.612C2244)

Code 208 (W.D.625A23)

Code 212 (W.D.625A423)

Engine - Spec R

*141D725 Carburetor (Gas)

*405A1423 Housing Assy. - NOTE:
Uses #134D1810 Air
Shutter Assy.

309P196 Hi-Temp. Cut-Off Switch

309A195 Hi-Temp. Switch Bracket

508A126 Hi-Temp. Switch Insulating Washer

508A127 Hi-Temp. Switch Insulating Bushing

332A876 Hi-Temp. Switch Terminal

102B549 Oil Base

333B102 Oil Base Heater

333B88 Heater Box

333A87 Heater Box Cover

508A100 Heater Box Grommet

309A168 Heater Thermostat

15JC-4XR/6616R

Generator - 15JC4XN1C

Control - Code 101 (W.D.612C2240)

Code 177 (W.D.615B214)

Code 212 (W.D.625A423)

Engine - Spec R

*141D725 Carburetor (Gas)

134D1805 Air Outlet Duct

309P196 Hi-Temp. Cut-Off Switch

309A195 Hi-Temp. Switch Bracket

15JC-4XR/6616R (Cont.)

508A126 Hi-Temp. Switch

Insulating Washer

508A127 Hi-Temp. Switch

Insulating Bushing

332A876 Hi-Temp. Switch

Terminal

15JC-4XR/6759R

Generator - 15JC/133

Control - Code 138 (W.D.612C2556)

Code 201 (W.D.615B280)

Code 212 (W.D.625A423)

Engine - Spec R

*141D725 Carburetor (Gas)

*134D1810 Air Shutter Assy.

309P206 Hi-Temp. Cut-Off
Switch

309A195 Hi-Temp. Switch
Bracket

508A126 Hi-Temp. Switch
Insulating Washer

508A127 Hi-Temp. Switch
Insulating Bushing

332A876 Hi-Temp. Switch
Terminal

403B661 Skid Base

416A501 Battery Bracket (2)

416B502 Battery Hold-down
Frame

520A490 Battery Hold-down
Stud (2)

416B522 Battery Support
Plate

416A133 Battery Jumper Cable

15JC-4XR/6822R

Generator - 15JC4XN1C

Control - Code 32 (W.D.612B1543)

Code 63 (W.D.612B1851)

Code 101 (W.D.612C2244)

Code 212 (W.D.625A423)

Engine - Spec R

*141K893 Carb. Air Heater Kit

*405A1422 Housing Assy.

*159A799 Fuel Tank Assy.

102B622 Oil Base

15JC-4XR/6974R

Generator - 15JC/133

Control - Code 286 (W.D.612C2470)

Code 212 (W.D.625A423)

Engine - Spec R

*141D725 Carburetor (Gas)

309P206 Hi-Temp. Cut-Off
Switch

309A195 Hi-Temp. Switch
Bracket

508A126 Hi-Temp. Switch
Insulating Washer

508A127 Hi-Temp. Switch
Insulating Bushing

332A876 Hi-Temp. Switch
Terminal

193A108 Oil Pressure Sender

502A94 Oil Pressure Sender
Elbow

15JC-4XR/7066R

Generator - 15JC/347

Control - Code 289 (W.D.612C3492)

Code 201 (W.D.615B280)

Code 208 (W.D.625A23)

Code 215 (W.D.625A496)

Engine - Spec R

*141D725 Carburetor (Gas)

102B549 Oil Base

333B102 Oil Base Heater

333B88 Heater Box

333A87 Heater Box Cover

508A100 Heater Box Grommet

309A168 Heater Thermostat

15JC-4XR/7321R

Generator - 15JC4XN1C

Control - Code 101 (W.D.612C2244)

Code 212 (W.D.625A423)

Engine - Spec R

*141D720 Carburetor (Gas-Gaso)

*134D1810 Air Shutter Assy.

15JC-4XR31/2468R

Generator - 15JC4XN1C

Control - Code 260 (W.D.612C3100)

Code 212 (W.D.625A423)

Engine - Spec R

*141D725 Carburetor (Gas)

134D1805 Air Outlet Duct

112A106 Piston & Pin Assy. (4)

307B845 Start Solenoid

306A195 Start Solenoid Bracket

307P312 Supply Line Fuel Sole-
noid Valve - Electric

149P558 Supply Line Fuel

Strainer

R.T.F. Intake Manifold

15JC-4XR31/3278R

Generator - 15JC4XN1C

Control - Code 260 (W.D.612C3100)

Code 298 (W.D.615B313)

Code 212 (W.D.625A423)

Engine - Spec R

*141D725 Carburetor (Gas)

112A106 Piston & Pin Assy. (4)

307B845 Start Solenoid

306A195 Start Solenoid Bracket

307P312 Supply Line Fuel Sole-
noid Valve - Electric

149P558 Supply Line Fuel

Strainer

15JC-4XRV/1R

Generator - 15JC4XN1C

Control - Code 97 (W.D.612C2240)

Code 212 (W.D.625A423)

Engine - Spec R

Vacu-Flo Cooled

*140K892 Carb. Air Heater Kit

15JC-4XRV/13R

Generator - 15JC4XN1C

Control - Code 97 (W.D.612C2240)

Code 212 (W.D.625A423)

Engine - Spec R

Vacu-Flo Cooled

*141D725 Carburetor (Gas)

* Refer to Accessory Section for Component Parts.

R.T.F. Refer to Factory. Include Model and Serial Number of Unit.

MODEL DATA SECTION

15JC-4XRV/710R

Generator - 15JC4XN1C
Control - Code 97 (W.D.612C2240)
Code 177 (W.D.615B214)
Code 212 (W.D.625A423)
Engine - Spec R
Vacu-Flo Cooled
*140K892 Carb. Air Heater Kit

15JC-4XRV/768R

Generator - 15JC4XN1C
Control - Code 97 (W.D.612C2240)
Code 177 (W.D.615B214)
Code 212 (W.D.625A632)
Engine - Spec R
Vacu-Flo Cooled
*141D720 Carburetor (Gas-Gaso)

15JC-4XRV/1282R

Generator - 15JC4XN1C
Control - Code 101 (W.D.612C2244)
Code 212 (W.D.625A423)
Engine - Spec R
Vacu-Flo Cooled
*141D720 Carburetor (Gas-Gaso)
309P162 Hi-Temp. Cut-Off Switch
338A337 Hi-Temp. Switch Wiring Harness

15JC-4XRV/1400R

Generator - 15JC4XN1C
Control - Code 101 (W.D.612C2244)
Code 177 (W.D.615B214)
Code 212 (W.D.625A423)
Engine - Spec R
Vacu-Flo Cooled
*141D720 Carburetor (Gas-Gaso)
309P162 Hi-Temp. Cut-Off Switch
338A337 Hi-Temp. Switch Wiring Harness

15JC-4XRV/2198P

Generator - 15JC4XN1C
Control - Code 101 (W.D.612C2244)
Code 212 (W.D.625A423)
Engine - Spec P
Vacu-Flo Cooled
*140K892 Carb. Air Heater Kit
309P162 Hi-Temp. Cut-Off Switch
338A337 Hi-Temp. Switch Wiring Harness

15JC-5DR/1R

Generator - 15JC5DN1C
Control - Code 98 (W.D.612C2241)
Code 212 (W.D.625A423)
Engine - Spec R
(140K894 Carb. Air Heater Kit

15JC-5R/12P

Generator - 15JC5DN1C
Control - Code 98 (W.D.612C2241)
Code 212 (W.D.625A423)
Engine - Spec P
*143B307 Carburetor (Gas-Gaso)

15JC-5DR/12R

Generator - 15JC5DN1C
Control - Code 98 (W.D.612C2241)
Code 212 (W.D.625A423)
Engine - Spec R
*141D720 Carburetor (Gas-Gaso)

15JC-5DR/13P

Generator - 15JC5DN1C
Control - Code 98 (W.D.612C2241)
Code 212 (W.D.625A423)
Engine - Spec P
*143B318 Carburetor (Gas)

15JC-5DR/13R

Generator - 15JC5DN1C
Control - Code 98 (W.D.612C2241)
Code 212 (W.D.625A423)
Engine - Spec R
*141D725 Carburetor (Gas)

15JC-5DR/55R

Generator - 15JC5DN1C
Control - Code 102 (W.D.612C2245)
Code 212 (W.D.625A423)
Engine - Spec R
*141D720 Carburetor (Gas-Gaso)

15JC-5DR/96R

Generator - 15JC5DN1C
Control - Code 102 (W.D.612C2245)
Code 212 (W.D.625A423)
Engine - Spec R
*140K894 Carb. Air Heater Kit

15JC-5DR31/1R

Generator - 15JC5DN1C
Control - Code 259 (W.D.612C3099)
Code 212 (W.D.625A423)
Engine - Spec R
*141D725 Carburetor (Gas)
112A106 Piston & Pin Assy.
(4)
307P845 Start Solenoid
306A195 Start Solenoid Bracket
307P312 Supply Line Fuel Solenoid Valve - Electric
149P558 Supply Line Fuel Strainer

15JC-5DR/768R

Generator - 15JC5DN1C
Control - Code 98 (W.D.612C2241)
Code 178 (W.D.615B216)
Code 212 (W.D.625A423)
Engine - Spec R
*141D720 Carburetor (Gas-Gaso)

15JC-5DR/780R

Generator - 15JC5DN1C
Control - Code 98 (W.D.612C2241)
Code 178 (W.D.615B216)
Code 212 (W.D.625A423)
Engine - Spec R

15JC-5DR/780R (Cont.)

*141D720 Carburetor (Gas-Gaso)
403B661 Skid Base
416A501 Battery Bracket (2)
416B502 Battery Hold-down Frame
520A490 Battery Hold-down Stud (2)
416B522 Battery Support Plate
416A133 Battery Jumper Cable

15JC-5DR/862P

Generator - 15JC5DN1C
Control - Code 98 (W.D.612C2241)
Code 208 (W.D.625A23)
Code 212 (W.D.625A423)
Engine - Spec P
*143B318 Carburetor (Gas)
102B549 Oil Base
333B102 Oil Base Heater
333B88 Heater Box
333A87 Heater Box Cover
508A100 Heater Box Grommet
309A168 Heater Thermostat

15JC-5DR/1041P

Generator - 15JC5DN1C
Control - Code 32 (W.D.612B1543)
Code 98 (W.D.612C2241)
Code 212 (W.D.625A423)
Engine - Spec P
*140K894 Carb. Air Heater Kit
*405A1421 Housing Assy.
*159A799 Fuel Tank Assy.

15JC-5DR/1041R

Generator - 15JC5DN1C
Control - Code 32 (W.D.612B1543)
Code 98 (W.D.612C2241)
Code 212 (W.D.625A423)
Engine - Spec R
*140K893 Carb. Air Heater Kit
*405A1421 Housing Assy.
*159A799 Fuel Tank Assy.

15JC-5DR/1075R

Generator - 15JC5DN1C
Control - Code 32 (W.D.612B1543)
Code 98 (W.D.612C2241)
Code 212 (W.D.625A423)
Engine - Spec R
*141D725 Carburetor (Gas)
*405A1421 Housing Assy.

15JC-5DR/1301R

Generator - 15JC5DN1C
Control - Code 32 (W.D.612B1543)
Code 67 (W.D.612B1870)
Code 102 (W.D.612C2245)
Code 212 (W.D.625A423)
Engine - Spec R
*140K893 Carb. Air Heater Kit
*405A1422 Housing Assy.
*159A799 Fuel Tank Assy.

MODEL DATA SECTION

157

15JC-5DR/1873R

Generator - 15JC5DN1C
Control - Code 32 (W.D.612B1543)
Code 98 (W.D.612C2241)
Code 208 (W.D.625A23)
Code 212 (W.D.625A423)
Engine - Spec R
*141D725 Carburetor (Gas)
*405A1421 Housing Assy.
102B549 Oil Base
333B102 Oil Base Heater
333B88 Heater Box
333A87 Heater Box Cover
508A100 Heater Box Grommet
309A168 Heater Thermostat

15JC-5DR/1920P

Generator - 15JC5DN1C
Control - Code 32 (W.D.612B1543)
Code 102 (W.D.612C2245)
Code 208 (W.D.625A23)
Code 212 (W.D.625A423)
Engine - Spec P
*143B318 Carburetor (Gas)
*405A1421 Housing Assy.
102B549 Oil Base
333B102 Oil Base Heater
333B88 Heater Box
333A87 Heater Box Cover
508A100 Heater Box Grommet
309A168 Heater Thermostat

15JC-5DR/1920R

Generator - 15JC5DN1C
Control - Code 32 (W.D.612B1543)
Code 102 (W.D.612C2245)
Code 208 (W.D.625A23)
Code 212 (W.D.625A423)
Engine - Spec R
*141D725 Carburetor (Gas)
*405A1421 Housing Assy.
102B549 Oil Base
333B102 Oil Base Heater
333B88 Heater Box
333A87 Heater Box Cover
508A100 Heater Box Grommet
309A168 Heater Thermostat

15JC-5DR/2198P

Generator - 15JC5DN1C
Control - Code 102 (W.D.612C2245)
Code 212 (W.D.625A423)
Engine - Spec P
*140K894 Carb. Air Heater Kit
309P196 Hi-Temp. Cut-Off Switch
309A195 Hi-Temp. Switch Bracket
508A126 Hi-Temp. Switch Insulating Washer
508A127 Hi-Temp. Switch Insulating Bushing
332A876 Hi-Temp. Switch Terminal

15JC-5DR/2539R

Generator - 15JC5DN1C
Control - Code 98 (W.D.612C2241)
Code 212 (W.D.625A423)
Engine - Spec R
*141D725 Carburetor (Gas)
134D1805 Air Outlet Duct

15JC-5DR/2669P

Generator - 15JC5DN1C
Control - Code 98 (W.D.612C2241)
Code 212 (W.D.625A423)
Engine - Spec P
*140K893 Carb. Air Heater Kit
*159B760 Reservoir Tank Assy.
134D1805 Air Outlet Duct

15JC-5DR/2701R

Generator - 15JC5DN1C
Control - Code 102 (W.D.612C2245)
Code 212 (W.D.625A423)
Engine - Spec R
*140K893 Carb. Air Heater Kit
134D1805 Air Outlet Duct
309P196 Hi-Temp. Cut-Off Switch
309A195 Hi-Temp. Switch Bracket
508A126 Hi-Temp. Switch Insulating Washer
508A127 Hi-Temp. Switch Insulating Bushing
332A876 Hi-Temp. Switch Terminal

15JC-5DR/2823P

Generator - 15JC5DN1C
Control - Code 32 (W.D.612B1543)
Code 102 (W.D.612C2245)
Code 212 (W.D.625A423)
Engine - Spec P
*140K893 Carb. Air Heater Kit
*405A1421 Housing Assy.

15JC-5DR/2938R

Generator - 15JC5DN1C
Control - Code 32 (W.D.612B1543)
Code 102 (W.D.612C2245)
Code 212 (W.D.625A423)
Engine - Spec R
*141D725 Carburetor (Gas)
*405A1421 Housing Assy.

15JC-5DR/3870R

Generator - 15JC5DN1C
Control - Code 32 (W.D.612B1543)
Code 102 (W.D.612C2245)
Code 212 (W.D.625A423)
Engine - Spec R
*141D725 Carburetor (Gas)
*405A1423 Housing Assy. -
NOTE: Uses
#134D1810 Air
Shutter Assy.
309P196 Hi-Temp. Cut-Off Switch
309A195 Hi-Temp. Switch Bracket
508A126 Hi-Temp. Switch Insulating Washer
508A127 Hi-Temp. Switch Insulating Bushing
332A876 Hi-Temp. Switch Terminal

15JC-5DR/4253R

Generator - 15JC5DN1C
Control - Code 32 (W.D.612B1543)
Code 102 (W.D.612C2245)
Code 208 (W.D.625A23)
Code 212 (W.D.624A423)
Engine - Spec R
*141D725 Carburetor (Gas)
*405A1421 Housing Assy.
309P196 Hi-Temp. Cut-Off Switch
309A195 Hi-Temp. Switch Bracket
508A126 Hi-Temp. Switch Insulating Washer
508A127 Hi-Temp. Switch Insulating Bushing
332A876 Hi-Temp. Switch Terminal
102B549 Oil Base
333B102 Oil Base Heater
333B88 Heater Box
333A87 Heater Box Cover
508A100 Heater Box Grommet
309A168 Heater Thermostat

15JC-5DR/5299R

Generator - 15JC5DN1C
Control - Code 283 (W.D.612C3407)
Code 212 (W.D.625A423)
Engine - Spec R
*141D725 Carburetor (Gas)
134D1805 Air Outlet Duct
309P206 Hi-Temp. Cut-Off Switch
309A195 Hi-Temp. Switch Bracket
508A126 Hi-Temp. Switch Insulating Washer
508A127 Hi-Temp. Switch Insulating Bushing
332A876 Hi-Temp. Switch Terminal

15JC-5DR/6150P

Generator - 15JC5DN1C
Control - Code 98 (W.D.612C2241)
Code 178 (W.D.615B216)
Code 208 (W.D.625A23)
Code 212 (W.D.625A423)
Engine - Spec P
*143B307 Carburetor (Gas-Gaso)
134D1805 Air Outlet Duct
102B549 Oil Base
333B102 Oil Base Heater
333B88 Heater Box
333A87 Heater Box Cover
508A100 Heater Box Grommet
309A168 Heater Thermostat

15JC-5DR/6150R

Generator - 15JC5DN1C
Control - Code 98 (W.D.612C2241)
Code 178 (W.D.615B216)
Code 208 (W.D.625A23)
Code 212 (W.D.625A423)
Engine - Spec R
*141D720 Carburetor (Gas)
134D1805 Air Outlet Duct
102B549 Oil Base
333B102 Oil Base Heater

MODEL DATA SECTION

15JC-5DR/6150R (Cont.)

333B88 Heater Box
333A87 Heater Box Cover
508A100 Heater Box Grommet
309A168 Heater Thermostat

15JC-5DR/6153R

Generator - 15JC5DN1C
Control - Code 102 (W.D.612C2245)
Code 212 (W.D.625A423)

Engine - Spec R

*140K893 Carb. Air Heater Kit
*134D1810 Air Shutter Assy.
309P196 Hi-Temp. Cut-Off Switch
309A195 Hi-Temp. Switch Bracket
508A126 Hi-Temp. Switch Insulating Washer
508A127 Hi-Temp. Switch Insulating Bushing
332A876 Hi-Temp. Switch Terminal

15JC-5DR/6222R

Generator - 15JC/133
Control - Code 32 (W.D.612B1543)
Code 103 (W.D.612C2248)
Code 208 (W.D.625A23)
Code 212 (W.D.625A423)

Engine - Spec R

*140K893 Carb. Air Heater Kit
*405A1421 Housing Assy.
309P196 Hi-Temp. Cut-Off Switch
309A195 Hi-Temp. Switch Bracket
508A126 Hi-Temp. Switch Insulating Washer
508A127 Hi-Temp. Switch Insulating Bushing
332A876 Hi-Temp. Switch Terminal
102B549 Oil Base
333B102 Oil Base Heater
333B88 Heater Box
333A87 Heater Box Cover
508A100 Heater Box Grommet
309A168 Heater Thermostat

15JC-5DR/6247R

Generator - 15JC5DN1C
Control - Code 98 (W.D.612C2241)
Code 190 (W.D.615B243)
Code 212 (W.D.625A423)

Engine - Spec R

*140K893 Carb. Air Heater Kit
*134D1810 Air Shutter Assy.
*159B760 Reservoir Tank Assy.
309P196 Hi-Temp. Cut-Off Switch
309A195 Hi-Temp. Switch Bracket
508A126 Hi-Temp. Switch Insulating Washer
508A127 Hi-Temp. Switch Insulating Bushing
332A876 Hi-Temp. Switch Terminal

15JC-5DR/6365R

Generator - 15JC5DN1C
Control - Code 32 (W.D.612B1543)
Code 98 (W.D.612C2241)
Code 212 (W.D.625A423)

Engine - Spec R

*141D725 Carburetor (Gas)
*405A1423 Housing Assy. -
NOTE: Uses
#134D1810 Air
Shutter Assy.
309P196 Hi-Temp. Cut-Off
Switch
309A195 Hi-Temp. Switch
Bracket
508A126 Hi-Temp. Switch
Insulating Washer
508A127 Hi-Temp. Switch
Insulating Bushing
332A876 Hi-Temp. Switch
Terminal

15JC-5DR/6377R

Generator - 15JC5DN1C
Control - Code 32 (W.D.612B1543)
Code 34 (W.D.612B1556)
Code 102 (W.D.612C2245)
Code 212 (W.D.625A423)

Engine - Spec R

*141D720 Carburetor (Gas-Gas)
*405A1422 Housing Assy.
*159A799 Fuel Tank Assy.

15JC-5DR/6589R

Generator - 15JC5DN1C
Control - Code 32 (W.D.612B1543)
Code 102 (W.D.612C2245)
Code 208 (W.D.625A23)
Code 212 (W.D.625A423)

Engine - Spec R

*141D725 Carburetor (Gas)
*405A1423 Housing Assy. -
NOTE: Uses
#134D1810 Air
Shutter Assy.
309P196 Hi-Temp. Cut-Off
Switch
309A195 Hi-Temp. Switch
Bracket
508A126 Hi-Temp. Switch
Insulating Washer
508A127 Hi-Temp. Switch
Insulating Bushing
332A876 Hi-Temp. Switch
Terminal
102B549 Oil Base
333B102 Oil Base Heater
333B88 Heater Box
333A87 Heater Box Cover
508A100 Heater Box Grommet
309A168 Heater Thermostat

15JC-5DR/6689R

Generator - 15JC5DN1C
Control - Code 102 (W.D.612C2245)
Code 176 (W.D.615B209)
Code 208 (W.D.625A23)
Code 212 (W.D.625A423)

Engine - Spec R

*141D725 Carburetor (Gas)
102B549 Oil Base
333B102 Oil Base Heater
333B88 Heater Box
333A87 Heater Box Cover
508A100 Heater Box Grommet
309A168 Heater Thermostat

15JC-5DR/6693R

Generator - 15JC/333
Control - Code 270 (W.D.612C3308)
Code 190 (W.D.615B243)
Code 215 (W.D.625A496)

Engine - Spec R

*141D725 Carburetor (Gas)
309P196 Hi-Temp. Cut-Off Switch
309A195 Hi-Temp. Switch Bracket
508A126 Hi-Temp. Switch Insulating Washer
508A127 Hi-Temp. Switch Insulating Bushing
332A876 Hi-Temp. Switch Terminal
403B661 Skid Base
416A133 Battery Jumper Cable
416A501 Battery Bracket (2)
416B502 Battery Hold-down Frame
520A490 Battery Hold-down Stud
(2)
416B522 Battery Support Plate

15JC-5DR/6891R

Generator - 15JC5DN1C
Control - Code 32 (W.D.612B1543)
Code 102 (W.D.612C2245)
Code 279 (W.D.612B3376)
Code 212 (W.D.625A423)

Engine - Spec R

*140K893 Carb. Air Heater Kit
*405A1726 Housing Assy.
309P196 Hi-Temp. Cut-Off Switch
309A195 Hi-Temp. Switch Bracket
508A126 Hi-Temp. Switch Insulating Washer
508A127 Hi-Temp. Switch Insulating Bushing
332A876 Hi-Temp. Switch Terminal
155P360 Muffler
140A78 Muffler Mtg. Band (2)
155A949 Flex. Exhaust Tube

MODEL DATA SECTION

159

15JC-5DR/7063R

Generator - 15JC5DN1C
Control - Code 32 (W.D.612B1543)
Code 288 (W.D.612C3483)
Code 208 (W.D.625A23)
Code 212 (W.D.625A423)
Engine - Spec R
*141D725 Carburetor (Gas)
*405A1421 Housing Assy.
102B549 Oil Base
333B102 Oil Base Heater
333B88 Heater Box
333A87 Heater Box Cover
508A100 Heater Box Grommet
309A168 Heater Thermostat

15JC-5DR/7064R

Generator - 15JC5DN1C
Control - Code 32 (W.D.612B1543)
Code 34 (W.D.612B1556)
Code 102 (W.D.612C2245)
Code 212 (W.D.625A423)
Engine - Spec R
*140K893 Carb. Air Heater Kit
*405A1425 Housing Assy.- NOTE:
Uses #134D1810 Air
Shutter Assy.
309P196 Hi-Temp. Cut-Off Switch
309A195 Hi-Temp. Switch Bracket
508A126 Hi-Temp. Switch Insula-
ting Washer
508A127 Hi-Temp. Switch Insula-
ting Bushing
332A876 Hi-Temp. Switch Termi-
nal

15JC-5DR/7148R

Generator - 15JC5DN1C
Control - Code 32 (W.D.612B1543)
Code 67 (W.D.612B1870)
Code 102 (W.D.612C2245)
Code 212 (W.D.625A423)
Engine - Spec R
*140K893 Carb. Air Heater Kit
*405A1424 Housing Assy. - NOTE:
Uses #134D1810 Air
Shutter Assy.
102B549 Oil Base
333B102 Oil Base Heater
333B88 Heater Box
333A87 Heater Box Cover
508A100 Heater Box Grommet
309A168 Heater Thermostat

15JC-5DR31/2468R

Generator - 15JC5DN1C
Control - Code 259 (W.D.612C3099)
Code 212 (W.D.625A423)
Engine - Spec R
*141D725 Carburetor (Gas)
134D1805 Air Outlet Duct
112A106 Piston & Pin Assy. (4)
307B845 Start Solenoid
306A195 Start Solenoid Bracket
307P312 Supply Line Fuel Sole-
noid Valve - Electric
149P558 Supply Line Fuel
Strainer

15JC-5DR131/2468R

Generator - 15JC5DN1C
Control - Code 259 (W.D.612C3099)
Code 212 (W.D.625A423)
Engine - Spec R
*141D725 Carburetor (Gas)
134D1805 Air Outlet Duct
307B845 Start Solenoid
306A195 Start Solenoid
Bracket
307P312 Supply Line Fuel
Solenoid Valve -
Electric
149P558 Supply Line Fuel
Strainer

15JC-5DRV/1P

Generator - 15JC5DN1C
Control - Code 98 (W.D.612C2241)
Code 212 (W.D.625A423)
Engine - Spec P
Vacu-Flo Cooled
*140K892 Carb. Air Heater Kit

15JC-5DRV/12R

Generator - 15JC5DN1C
Control - Code 98 (W.D.612C2241)
Code 212 (W.D.625A423)
Engine - Spec R
Vacu-Flo Cooled
*141D720 Carburetor (Gas-Gaso)

15JC-5DRV/96R

Generator - 15JC5DN1C
Control - Code 102 (W.D.612C2245)
Code 212 (W.D.625A423)
Engine - Spec R
Vacu-Flo Cooled
*140K892 Carb. Air Heater Kit

15JC-5DRV/1983R

Generator - 15JC5DN1C
Control - Code 102 (W.D.612C2245)
Code 212 (W.D.625A423)
Engine - Spec R
Vacu-Flo Cooled
*141D725 Carburetor (Gas)

15JC-5DRV/5780R

Generator - 15JC5DN1C
Control - Code 102 (W.D.612C2245)
Code 212 (W.D.625A423)
Engine - Spec R
Vacu-Flo Cooled
*141D725 Carburetor (Gas)
*123K748 Oil Level Maintainer
Kit
309P162 Hi-Temp. Cut-Off
Switch
338A337 Hi-Temp. Switch
Wiring Harness

15JC-5DRV/6443R

Generator - 15JC5DN1C
Control - Code 102 (W.D.612C2245)
Code 190 (W.D.615B243)
Code 212 (W.D.625A423)
Engine - Spec R
Vacu-Flo Cooled
*141D720 Carburetor (Gas-Gaso)

15JC-8R/1P

Generator - 15JC/254
Control - Code 149 (W.D.612C2657)
Code 307 (W.D.625A748)
Engine - Spec P
*140K894 Carb. Air Cleaner Kit

15JC-8R/6058R

Generator - 15JC/269
Control - Code 32 (W.D.612B1543)
Code 150 (W.D.612C2658)
Code 252 (W.D.612B3000)
Code 223 (W.D.625A711)
Engine - Spec R
*140K893 Carb. Air Heater Kit
*405A1724 Housing Assy.
309P196 Hi-Temp. Cut-Off Switch
309A195 Hi-Temp. Switch Bracket
508A126 Hi-Temp. Switch Insula-
ting Washer
508A127 Hi-Temp. Switch Insula-
ting Bushing
332A876 Hi-Temp. Switch Termi-
nal
155P702 Muffler
140-638 Muffler Mtg. Band (2)
505-188 Elbow - Reducer
(2" x 1½") Exhaust
Tube to Muffler
505-175 Elbow - Muffler End

15JC-9R/1R

Generator - 15JC9N1C
Control - Code 99 (W.D.612C2242)
Code 212 (W.D.625A423)
Engine - Spec R
*140K894 Carb. Air Heater Kit

15JC-9R/13R

Generator - 15JC9N1C
Control - Code 99 (W.D.612C2242)
Code 212 (W.D.625A423)
Engine - Spec R
*141D721 Carburetor (Gas)

15JC-9R/3819R

Generator - 15JC9N1C
Control - Code 99 (W.D.612C2242)
Code 212 (W.D.625A423)
Engine - Spec R
*141D725 Carburetor (Gas)
134D1805 Air Outlet Duct
309P196 Hi-Temp. Cut-Off Switch
309A195 Hi-Temp. Switch Bracket
508A126 Hi-Temp. Switch Insula-
ting Washer
508A127 Hi-Temp. Switch Insula-
ting Bushing
332A876 Hi-Temp. Switch Termi-
nal

* Refer to Accessory Section for Component Parts.

MODEL DATA SECTION

15JC-9R/6075R

Generator - 15JC9N1C
Control - Code 103 (W.D.612C2246)
Code 212 (W.D.625A423)
Engine - Spec R
*141D725 Carburetor (Gas)
*134D1810 Air Shutter Assy.
309P196 Hi-Temp. Cut-Off Switch
309A195 Hi-Temp. Switch Bracket
508A126 Hi-Temp. Switch Insulating Washer
508A127 Hi-Temp. Switch Insulating Bushing
332A876 Hi-Temp. Switch Terminal

15JC-9R/6286R

Generator - 15JC9N1C
Control - Code 99 (W.D.612C2242)
Code 212 (W.D.625A423)
Engine - Spec R
*141D725 Carburetor (Gas)
*134D1810 Air Shutter Assy.
309P196 Hi-Temp. Cut-Off Switch
309A195 Hi-Temp. Switch Bracket
508A126 Hi-Temp. Switch Insulating Washer
508A127 Hi-Temp. Switch Insulating Bushing
332A876 Hi-Temp. Switch Terminal

15JC-9RV/13P

Generator - 15JC9N1C
Control - Code 98 (W.D.612C2242)
Code 212 (W.D.625A423)
Engine - Spec P
Vacu-Flo Cooled
*143B318 Carburetor (Gas)

15JC-9RV/1593P

Generator - 15JC9N1C
Control - Code 103 (W.D.612C2246)
Code 212 (W.D.625A423)
Engine - Spec P
Vacu-Flo Cooled
*140K892 Carb. Air Heater Kit
*159B760 Reservoir Tank Assy.
309P162 Hi-Temp. Cut-Off Switch
338A337 Hi-Temp. Switch Wiring Harness

15JC-9XR/13R

Generator - 15JC9XN1C
Control - Code 99 (W.D.612C2242)
Code 212 (W.D.625A423)
Engine - Spec R
*141D725 Carburetor (Gas)

15JC-9XR/6887R

Generator - 15JC9XN1C
Control - Code 154 (W.D.612C2694)
Code 212 (W.D.625A423)
Engine - Spec R
*140K893 Carb. Air Heater Kit
*134D1810 Air Shutter Assy.
309P206 Hi-Temp. Cut-Off Switch

15JC-9XR/6887R (Cont.)

309A195 Hi-Temp. Switch Bracket
508A126 Hi-Temp. Switch Insulating Washer
508A127 Hi-Temp. Switch Insulating Bushing
332A876 Hi-Temp. Switch Terminal

15JC-99R/3452P

Generator - 15JC/243
Control - Code 234 (W.D.612C2860)
Code 212 (W.D.625A423)
Engine - Spec P
*143B307 Carburetor (Gas-Gaso)

15JC-99R/3452R

Generator - 15JC/243
Control - Code 234 (W.D.612C2860)
Code 212 (W.D.625A423)
Engine - Spec R
*141D720 Carburetor (Gas-Gaso)

15JC-99R/4225R

Generator - 15JC/276
Control - Code 32 (W.D.612B1543)
Code 93 (W.D.612B2185)
Code 255 (W.D.612C3045)
Code 221 (W.D.625A632)
Engine - Spec R
*140K894 Carb. Air Heater Kit
*405A1422 Housing Assy.
*159A799 Fuel Tank Assy.

15JC-99R/5129P

Generator - 15JC/232
Control - Code 168 (W.D.612C2807)
Code 202 (W.D.615B282)
Code 223 (W.D.625A711)
Engine - Spec P
*140K894 Carb. Air Heater Kit
149C805 Fuel Pump

15JC-99R/5589P

Generator - 15JC/232
Control - Code 168 (W.D.612C2807)
Code 294 (W.D.615B299)
Code 223 (W.D.625A711)

Engine - Spec P
*140K893 Carb. Air Heater Kit
*134D1613 Air Shutter Assy.

15JC-99R/5701P

Generator - 15JC/127
Control - Code 232 (W.D.612C2854)
Code 212 (W.D.625A423)
Engine - Spec P
*140K893 Carb. Air Heater Kit
*134A1711 Air Shutter Assy.

15JC-99R/5742P

Generator - 15JC/248
Control - Code 235 (W.D.612C2868)
Code 202 (W.D.615B282)
Code 208 (W.D.625A23)
Code 223 (W.D.625A711)
Engine - Spec P
*140K893 Carb. Air Heater Kit
134D1805 Air Outlet Duct
149C805 Fuel Pump
309P196 Hi-Temp. Cut-Off Switch
309A195 Hi-Temp. Switch Bracket
508A126 Hi-Temp. Switch Insulating Washer
508A127 Hi-Temp. Switch Insulating Bushing
332A876 Hi-Temp. Switch Terminal
102B549 Oil Base
333B102 Oil Base Heater
333B88 Heater Box
333A87 Heater Box Cover
508A100 Heater Box Grommet
309A168 Heater Thermostat

15JC-99R/5742R

Generator - 15JC/248
Control - Code 235 (W.D.612C2868)
Code 202 (W.D.615B282)
Code 208 (W.D.625A23)
Code 223 (W.D.625A711)
Engine - Spec R
*140K893 Carb. Air Heater Kit
134D1805 Air Outlet Duct
149C805 Fuel Pump
309P196 Hi-Temp. Cut-Off Switch
309A195 Hi-Temp. Switch Bracket
508A126 Hi-Temp. Switch Insulating Washer
508A127 Hi-Temp. Switch Insulating Bushing
332A876 Hi-Temp. Switch Terminal
102B549 Oil Base
333B102 Oil Base Heater
333B88 Heater Box
333A87 Heater Box Cover
508A100 Heater Box Grommet
307A168 Heater Thermostat

15JC-99R/5890P

Generator - 15JC/259
Control - Code 243 (W.D.612C2923)
Code 212 (W.D.625A423)
Engine - Spec R
*140K893 Carb. Air Heater Kit
134D1805 Air Outlet Duct
309P196 Hi-Temp. Cut-Off Switch
309A195 Hi-Temp. Switch Bracket
508A126 Hi-Temp. Switch Insulating Washer
508A127 Hi-Temp. Switch Insulating Bushing
332A876 Hi-Temp. Switch Terminal

MODEL DATA SECTION

161

15JC-99R/6020P

Generator - 15JC/232
Control - Code 32 (W.D.612B1543)
Code 76 (W.D.612B1948)
Code 168 (W.D.612C2807)
Code 223 (W.D.625A711)
Engine - Spec P
*140K893 Carb. Air Heater Kit
*405A1422 Housing Assy.
*159A799 Fuel Tank Assy.
309P196 Hi-Temp. Cut-Off Switch
309A195 Hi-Temp. Switch Bracket
508A126 Hi-Temp. Switch Insulating Washer
508A127 Hi-Temp. Switch Insulating Bushing
332A876 Hi-Temp. Switch Terminal

15JC-99R/6314R

Generator - 15JC/276
Control - Code 32 (W.D.612B1543)
Code 129 (W.D.612B2449)
Code 255 (W.D.612C3045)
Code 208 (W.D.625A23)
Code 221 (W.D.625A632)
Engine - Spec R
*140K893 Carb. Air Heater Kit
*405A1424 Housing Assy. - NOTE:
Uses #134D1810 Air Shutter Assy.
309P206 Hi-Temp. Cut-Off Switch
309A195 Hi-Temp. Switch Bracket
508A126 Hi-Temp. Switch Insulating Washer
508A127 Hi-Temp. Switch Insulating Bushing
332A876 Hi-Temp. Switch Terminal
102B549 Oil Base
333B102 Oil Base Heater
333B88 Heater Box
333A87 Heater Box Cover
508A100 Heater Box Grommet
309A168 Heater Thermostat

15JC-99P/6328R

Generator - 15JC/248
Control - Code 235 (W.D.612C2868)
Code 202 (W.D.615B282)
Code 208 (W.D.625A23)
Code 223 (W.D.625A711)
Engine - Spec R
*140K893 Carb. Air Heater Kit
134D1805 Air Outlet Duct
309P196 Hi-Temp. Cut-Off Switch
309A195 Hi-Temp. Switch Bracket
508A126 Hi-Temp. Switch Insulating Washer
508A127 Hi-Temp. Switch Insulating Bushing
332A876 Hi-Temp. Switch Terminal
102B549 Oil Base
333B102 Oil Base Heater
333B88 Heater Box
333A87 Heater Box Cover
508A100 Heater Box Grommet
309A168 Heater Thermostat

15JC-99R/6351R

Generator - 15JC/276
Control - Code 32 (W.D.612B1543)
Code 255 (W.D.612C3045)
Code 263 (W.D.612B3161)
Code 221 (W.D.625A632)
Engine - Spec R
*140K893 Carb. Air Heater Kit
*405A1724 Housing Assy. Except
use 405A1361 Rear
Panel - Gen. End
*159A799 Fuel Tank Assy.
155P360 Muffler
140A78 Muffler Mtg. Band
(2)
155C949 Flex. Exhaust Tube

15JC-99R/6678R

Generator - 15JC/127
Control - Code 269 (W.D.612C3303)
Code 212 (W.D.625A423)
Engine - Spec R
*141D725 Carburetor (Gas)
*134D1810 Air Shutter Assy.
309P196 Hi-Temp. Cut-Off Switch
309A195 Hi-Temp. Switch Bracket
508A126 Hi-Temp. Switch Insulating Washer
508A127 Hi-Temp. Switch Insulating Bushing
332A876 Hi-Temp. Switch Terminal

15JC-99R/6729R

Generator - 15JC/127
Control - Code 273 (W.D.612C3325)
Code 299 (W.D.615B316)
Code 212 (W.D.625A423)
Engine - Spec R
*141D725 Carburetor (Gas)
134D1805 Air Outlet Duct
309P206 Hi-Temp. Cut-Off Switch
309A195 Hi-Temp. Switch Bracket
508A126 Hi-Temp. Switch Insulating Washer
508A127 Hi-Temp. Switch Insulating Bushing
332A876 Hi-Temp. Switch Terminal

15JC-99R/6746R

Generator - 15JC/276
Control - Code 255 (W.D.612C3045)
Code 199 (W.D.615B269)
Code 221 (W.D.625A632)
Engine - Spec R
*140K894 Carb. Air Heater Kit
*134D1810 Air Shutter Assy.

15JC-99R/6836R

Generator - 15JC/276
Control - Code 32 (W.D.612B1543)
Code 274 (W.D.612B3352)
Code 275 (W.D.612C3353)
Code 221 (W.D.625A632)
Engine - Spec R
*140K894 Carb. Air Heater Kit
*405A1425 Housing Assy. - NOTE:
Uses #134D1810 Air Shutter Assy.
309P196 Hi-Temp. Cut-Off Switch
309A195 Hi-Temp. Switch Bracket
508A126 Hi-Temp. Switch Insulating Washer
508A127 Hi-Temp. Switch Insulating Bushing
332A876 Hi-Temp. Switch Terminal
305A175 Battery Charger (Mounted in Housing)

15JC-99R/7232R

Generator - 15JC/276
Control - Code 32 (W.D.612B1543)
Code 255 (W.D.612B3045)
Code 274 (W.D.612C3352)
Code 221 (W.D.625A632)
Engine - Spec R
*140K893 Carb. Air Heater Kit
*405A1422 Housing Assy.

10JC-53R/1S

Generator - 8JC53N4C
Control - Code 147 (W.D.612C2655)
Code 222 (W.D.625A633)
Engine - Spec S
*140K894 Carb. Air Heater Kit

10JC-53R17/7S

Generator - 12.5JC53N4C
Control - Code 32 (W.D.612B1543)
Code 147 (W.D.612C2655)
Code 222 (W.D.625A633)
Engine - Spec S
*405A1423 Housing Assy. - NOTE:
Uses #134D1810 Air Shutter Assy.
*140K893 Carb. Air Heater Kit
309P196 Hi-Temp. Cut-Off Switch
309A195 Hi-Temp. Switch Bracket
508A126 Hi-Temp. Switch Insulating Washer
508A127 Hi-Temp. Switch Insulating Bushing
332A876 Hi-Temp. Switch Terminal

10JC-53R/1140S

Generator - 8JC53N4C
Control - Code 32 (W.D.612B1543)
Code 59 (W.D.612C1786)
Code 147 (W.D.612C2655)
Code 222 (W.D.625A633)
Engine - Spec S
*405A1422 Housing Assy.
*140K893 Carb. Air Heater Kit

MODEL DATA SECTION

10JC-57R/1S

Generator - 8JC57N4C
Control - Code 149 (W.D.612C2657)
Code 222 (W.D.625A633)
Engine - Spec S

10JC-57R/5663R

Generator - 8JC/370
Control - Code 241 (W.D.612C2910)
Code 222 (W.D.625A633)
Engine - Spec R
*140K894 Carb. Air Heater Kit
309P196 Hi-Temp. Cut-Off Switch
309A195 Hi-Temp. Switch Bracket
508A126 Hi-Temp. Switch
Insulating Washer
508A127 Hi-Temp. Switch
Insulating Bushing
332A876 Hi-Temp. Switch
Terminal

12JC-1R31/1S

Generator - 10JC3N4C
Control - Code 257 (W.D.612C3076)
Code 221 (W.D.625A632)
Engine - Spec S
*141D725 Carburetor (Gas)
307B845 Start Solenoid
306A195 Start Solenoid Bracket
338A470 Starter to Solenoid
Harness
307P312 Supply Line Fuel
Solenoid Valve -
Electric
149P558 Supply Line Fuel
Strainer

12JC-1R/8370S

Generator - 10JC3N4C
Control - Code 32 (W.D.612B1543)
Code 147 (W.D.612C2655)
Code 357 (W.D.612C3948)
Code 221 (W.D.625A632)
Engine - Spec S
*141D725 Carburetor (Gas)
*405A1724 Housing Assy.
112A92 Piston & Pin Assy. (4)
155P360 Muffler
140A78 Muffler Mtg. Band (2)
155A949 Flex. Exhaust Tube

12JC-1R31/8539S

Generator - 10JC3N4C
Control - Code 257 (W.D.612C3076)
Code 221 (W.D.625A632)
Engine - Spec S
*141D725 Carburetor (Gas)
112A92 Piston & Pin Assy. (4)
307B845 Start Solenoid
306A195 Start Solenoid Bracket
338A470 Starter to Solenoid
Harness
307P312 Supply Line Fuel
Solenoid Valve -
Electric
149P558 Supply Line Fuel
Strainer

12JC-1R31/8601S

Generator - 10JC3N4C
Control - Code 257 (W.D.612C3076)
Code 221 (W.D.625A632)
Engine - Spec S
*141D725 Carburetor (Gas)
112A92 Piston & Pin Assy. (4)
134D1805 Air Outlet Duct
307B845 Start Solenoid
306A195 Start Solenoid Bracket
338A470 Starter to Solenoid
Harness
307P312 Supply Line Fuel
Solenoid Valve -
Electric
149P558 Supply Line Fuel
Strainer

12JC-3R/1S or 12.5JC-3CR/1S

Generator - 10JC3N4C
Control - Code 147 (W.D.612C2655)
Code 221 (W.D.625A632)
Engine - Spec S
*140K894 Carb. Air Heater Kit

12JC-3R/7S

Generator - 10JC3N4C
Control - Code 32 (W.D.612B1543)
Code 147 (W.D.612C2655)
Code 221 (W.D.625A632)
Engine - Spec S
*140K893 Carb. Air Heater Kit
*405A1421 Housing Assy.

12JC-3R/12S or 12.5JC-3CR/12S

Generator - 10JC3N4C
Control - Code 147 (W.D.612C2655)
Code 221 (W.D.625A632)
Engine - Spec S
*141D720 Carburetor (Gas-Gaso)

12JC-3R/13S or 12.5JC-3CR/13S

Generator - 10JC3N4C
Control - Code 147 (W.D.612C2655)
Code 221 (W.D.625A632)
Engine - Spec S
*141D725 Carburetor (Gas)

12JC-3R/96S or 12.5JC-3CR/96S

Generator - 10JC3N4C
Control - Code 148 (W.D.612C2656)
Code 221 (W.D.625A632)
Engine - Spec S
*140K894 Carb. Air Heater Kit

12JC-3R17/1S

Generator - 15JC3N4C
Control - Code 147 (W.D.612C2655)
Code 221 (W.D.625A632)
Engine - Spec S
*140K893 Carb. Air Heater Kit
*134D1810 Air Shutter Assy.
309P196 Hi-Temp. Cut-Off
Switch
309A195 Hi-Temp. Switch
Bracket
508A126 Hi-Temp. Switch
Insulating Washer

12JC-3R17/1S (Cont.)

508A127 Hi-Temp. Switch
Insulating Bushing
332A876 Hi-Temp. Switch
Terminal.

12JC-3R/248S

Generator - 10JC3N4C
Control - Code 147 (W.D.612C2655)
Code 221 (W.D.625A632)
Engine - Spec S
*140K894 Carb. Air Heater Kit
102B549 Oil Base
102B558 Oil Base Heater

12JC-3R30/1S or 12.5JC-3CR30/1S

Generator - 10JC3N4C
Control - Code 257 (W.D. 612C3076)
Code 221 (W.D. 625A632)
Engine - Spec S
*140K894 Carb. Air Heater Kit
307B845 Start Solenoid
306A195 Start Solenoid Bracket
338A470 Starter to Solenoid
Harness
415K3 Underground Fuel Tank
(55 Gal.) Incl. Fittings
415K7 Fuel Line Kit (25 ft. x
5/16") Incl. Elbows
& Connector

12JC-3R31/1S

Generator - 10JC3N4C
Control - Code 257 (W.D.612C3076)
Code 221 (W.D.625A632)
Engine - Spec S
*141D725 Carburetor (Gas)
307B845 Start Solenoid
306A195 Start Solenoid Bracket
338A470 Starter to Solenoid
Harness
307P312 Supply Line Fuel
Solenoid Valve -
Electric
149P558 Supply Line Fuel
Strainer

12JC-3R/507R

Generator - 10JC3N4C
Control - Code 147 (W.D.612C2655)
Code 221 (W.D.625A632)
Engine - Spec R
*403A792 Skid Base Assy.
*140K894 Carb. Air Heater Kit

12JC-3R/658S

Generator - 10JC3N4C
Control - Code 147 (W.D.612C2655)
Code 208 (W.D.625A23)
Code 221 (W.D.625A632)
Engine - Spec S
*141D720 Carburetor (Gas-Gaso)
*159B760 Reservoir Tank Assy.
102B549 Oil Base
102B558 Oil Base Heater

* - Refer to Accessory Section for Component Parts.

MODEL DATA SECTION

163

12JC-3R/862S or 12.5JC-3CR/862S

Generator - 10JC3N4C
Control - Code 147 (W.D.612C2655)
Code 208 (W.D.625A23)
Code 221 (W.D.625A632)
Engine - Spec S
*141D725 Carburetor (Gas)
102B549 Oil Base
102B558 Oil Base Heater

12JC-3R/1203S

Generator - 10JC3N4C
Control - Code 147 (W.D.612C2655)
Code 221 (W.D.625A632)
Engine - Spec S
*141D725 Carburetor (Gas)
*403A792 Skid Base Assy.

12JC-3R/1282S

Generator - 10JC3N4C
Control - Code 148 (W.D.612C2656)
Code 221 (W.D.625A632)
Engine - Spec S
*141D720 Carburetor (Gas-Gaso)
309P196 Hi-Temp. Cut-Off Switch
309A195 Hi-Temp. Switch Bracket
508A126 Hi-Temp. Switch
Insulating Washer
508A127 Hi-Temp. Switch
Insulating Bushing
332A876 Hi-Temp. Switch
Terminal

12JC-3R/1634S

Generator - 10JC/216
Control - Code 162 (W.D.612C2738)
Code 221 (W.D.625A632)
Engine - Spec S
*140K894 Carb. Air Heater Kit

12JC-3R/1869S

Generator - 10JC3N4C
Control - Code 252 (W.D.612C3904)
Code 221 (W.D.625A632)
Engine - Spec S
*141D725 Carburetor (Gas)
154B1224 Intake Manifold
148A367 Vacuum Switch Regulator
148A674 Vacuum Switch Bracket
148A675 Vacuum Switch Line
502A20 Elbow - Regulator
502P82 Nipple - Regulator to
Tee
502-1 Tee - Regulator to
Intake Manifold
502P369 Cap - Regulator Tee
502-3 Connector - Regulator
Line to Intake Manifold

12JC-3R/1873S or 12.5JC-3CR/1873S

Generator - 10JC3N4C
Control - Code 32 (W.D.612B1543)
Code 147 (W.D.612C2655)
Code 208 (W.D.625A23)
Code 221 (W.D.625A632)
Engine - Spec S

12JC-3R/1873S or 12.5JC-3CR/1873S

(Cont.)

*141D725 Carburetor (Gas)
*405A1421 Housing Assy.
102B549 Oil Base
102B558 Oil Base Heater

12JC-3R/1982S

Generator - 10JC3N4C
Control - Code 147 (W.D.612C2655)
Code 174 (W.D.615B199)
Code 221 (W.D.625A632)
Engine - Spec S
*141D725 Carburetor (Gas)

12JC-3R/2219S or 12.5JC-3CR/2219S

Generator - 10JC3N4C
Control - Code 148 (W.D.612C2656)
Code 221 (W.D.625A632)
Engine - Spec S
*140K893 Carb. Air Heater Kit
134D1805 Air Outlet Duct

12JC-3R/2442S or 12.5JC-3CR/2442S

Generator - 10JC3N4C
Control - Code 147 (W.D.612C2655)
Code 221 (W.D.625A632)
Engine - Spec S
*141D720 Carburetor (Gas-Gaso)
134D1805 Air Outlet Duct

12JC-3R/2468S or 12.5JC-3CR/2468S

Generator - 10JC3N4C
Control - Code 147 (W.D.612C2655)
Code 221 (W.D.625A632)
Engine - Spec S
*140K893 Carb. Air Heater Kit
134D1805 Air Outlet Duct

12JC-3R/2731S or 12.5JC-3CR/2731S

Generator - 10JC3N4C
Control - Code 148 (W.D.612C2656)
Code 221 (W.D.625A632)
Engine - Spec S
*141D720 Carburetor (Gas-Gaso)
134D1805 Air Outlet Duct

12JC-3R/3061S

Generator - 10JC3N4C
Control - Code 32 (W.D.612B1543)
Code 59 (W.D.612B1786)
Code 148 (W.D.612C2656)
Code 208 (W.D.625A23)
Code 221 (W.D.625A632)
Engine - Spec S
*141D725 Carburetor (Gas)
*405A1422 Housing Assy
102B549 Oil Base
102B558 Oil Base Heater

12JC-3R/3115S

Generator - 10JC3N4C
Control - Code 147 (W.D.612C2655)
Code 174 (W.D.615B199)
Code 221 (W.D.625A632)
Engine - Spec S
*141D720 Carburetor (Gas-Gaso)
134D1805 Air Outlet Duct

12JC-3R/3742S

Generator - 10JC3N4C
Control - Code 148 (W.D.612C2656)
Code 221 (W.D.625A632)
Engine - Spec S
*141D720 Carburetor (Gas)
134D1805 Air Outlet Duct
309P195 Hi-Temp. Cut-Off Switch
309A196 Hi-Temp. Switch Bracket
508A126 Hi-Temp. Switch
Insulating Washer
508A127 Hi-Temp. Switch
Insulating Bushing
332A876 Hi-Temp. Switch Terminal

12JC-3R/3819S

Generator - 10JC3N4C
Control - Code 147 (W.D.612C2655)
Code 221 (W.D.625A632)
Engine - Spec S
*141D725 Carburetor (Gas)
134D1805 Air Outlet Duct
309P196 Hi-Temp. Cut-Off Switch
309A195 Hi-Temp. Switch Bracket
508A126 Hi-Temp. Switch
Insulating Washer
508A127 Hi-Temp. Switch
Insulating Bushing
332A876 Hi-Temp. Switch Terminal

12JC-3R/4253R

Generator - 10JC3N4C
Control - Code 32 (W.D.612B1543)
Code 148 (W.D.612C2656)
Code 208 (W.D.625A23)
Code 221 (W.D.625A632)
Engine - Spec R
*141D725 Carburetor (Gas)
*405A1421 Housing Assy.
102B549 Oil Base
102B558 Oil Base Heater
309P196 Hi-Temp. Cut-Off Switch
309A195 Hi-Temp. Switch Bracket
508A126 Hi-Temp. Switch
Insulating Washer
508A127 Hi-Temp. Switch
Insulating Bushing
332A876 Hi-Temp. Switch Terminal

12JC-3R/4459S

Generator - 10JC3N4C
Control - Code 147 (W.D.612C2655)
Code 208 (W.D.625A23)
Code 221 (W.D.625A632)
Engine - Spec S
*140K894 Carb. Air Heater Kit
*159B830 Reservoir Tank Assy.
102B549 Oil Base
102B558 Oil Base Heater

12JC-3R/5041S

Generator - 10JC3N4C
Control - Code 147 (W.D.612C2655)
Code 208 (W.D.625A23)
Code 221 (W.D.625A632)
Engine - Spec S

(Cont. on next page)

* - Refer to Accessory Section for Component Parts.

MODEL DATA SECTION

12JC-3R/5041S (Cont.)

*141D720 Carburetor (Gas-Gaso)
134D1805 Air Outlet Duct
102B549 Oil Base
102B558 Oil Base Heater

12JC-3R/5144S

Generator - 10JC3N4C
Control - Code 147 (W.D.612C2655)
Code 173 (W.D.615B198)
Code 221 (W.D.625A632)
Engine - Spec S
*141D720 Carburetor (Gas-Gaso)
134D1805 Air Outlet Duct

12JC-3R/5243S

Generator - 10JC3N4C
Control - Code 163 (W.D.612C2759)
Code 221 (W.D.625A632)
Engine - Spec S
*140K894 Carb. Air Heater Kit

12JC-3R/5521R

Generator - 10JC3N4C
Control - Code 148 (W.D.612C2656)
Code 221 (W.D.625A632)
Engine - Spec R
*141D725 Carburetor (Gas)
*403A792 Skid Base Assy.
309P196 Hi-Temp. Cut-Off Switch
309A195 Hi-Temp. Switch Bracket
508A126 Hi-Temp. Switch
Insulating Washer
508A127 Hi-Temp. Switch
Insulating Bushing
332A876 Hi-Temp. Switch Terminal

12JC-3R/5568R

Generator - 10JC3N4C
Control - Code 148 (W.D.612C2656)
Code 191 (W.D.615B244)
Code 221 (W.D.625A632)
Engine - Spec R
*141D725 Carburetor (Gas)
309P196 Hi-Temp. Cut-Off Switch
309P195 Hi-Temp. Switch Bracket
508A126 Hi-Temp. Switch
Insulating Washer
508A127 Hi-Temp. Switch
Insulating Bushing
332A876 Hi-Temp. Switch Terminal

12JC-3R/5568S

Generator - 10JC3N4C
Control - Code 148 (W.D.612C2656)
Code 191 (W.D.615B244)
Code 221 (W.D.625A632)
Engine - Spec S
*141D725 Carburetor (Gas)
309P196 Hi-Temp. Cut-Off Switch
309P195 Hi-Temp. Switch Bracket
508A126 Hi-Temp. Switch
Insulating Washer
508A127 Hi-Temp. Switch
Insulating Bushing
332A876 Hi-Temp. Switch Terminal

12JC-3R/5902P

Generator - 10JC3N4C
Control - Code 147 (W.D.612C2655)
Code 221 (W.D.625A632)
Engine - Spec P
140P721 Air Cleaner
140C645 Air Cleaner Adapter
140P722 Air Cleaner Band (2)
140B720 Air Cleaner Mtg.
Bracket
503P419 Air Cleaner Elbow -
Rubber
503P365 Air Cleaner Hose
Clamp (3)
140A852 Air Cleaner Hose
Support
140B740 Air Cleaner Air Inlet
Tube
503-330 Air Cleaner Hose
140P723 Carb. Air Pre-Cleaner

12JC-3R/6074S or 12.5JC-3CR/6074S

Generator - 10JC3N4C
Control - Code 148 (W.D.612C2656)
Code 221 (W.D.625A632)
Engine - Spec S
*141D720 Carburetor (Gas-Gaso)
*134D1810 Air Shutter Assy.
309P196 Hi-Temp. Cut-Off
Switch
309A195 Hi-Temp. Switch
Bracket
508A126 Hi-Temp. Switch
Insulating Washer
508A127 Hi-Temp. Switch
Insulating Bushing
332A876 Hi-Temp. Switch
Terminal

12JC-3R/6075R

Generator - 10JC3N4C
Control - Code 148 (W.D.612C2656)
Code 221 (W.D.625A632)
Engine - Spec R
*141D720 Carburetor (Gas)
*134D1810 Air Shutter Assy.
309P196 Hi-Temp. Cut-Off
Switch
309A195 Hi-Temp. Switch
Bracket
508A126 Hi-Temp. Switch
Insulating Washer
508A127 Hi-Temp. Switch
Insulating Bushing
332A876 Hi-Temp. Switch
Terminal

12JC-3R/6227R

Generator - 10JC3N4C
Control - Code 32 (W.D.612C1543)
Code 35 (W.D.612C1559)
Code 147 (W.D.612C2655)
Code 221 (W.D.625A632)
Engine - Spec R
*140K893 Carb. Air Cleaner Kit
*405A1424 Housing Assy. - NOTE:
Uses #134D1810 Air
Shutter Assy.

12JC-3R/6227R (Cont.)

309P196 Hi-Temp. Cut-Off Switch
309A195 Hi-Temp. Switch Bracket
508A126 Hi-Temp. Switch
Insulating Washer
508A127 Hi-Temp. Switch
Insulating Bushing
332A876 Hi-Temp. Switch Terminal

12JC-3R/6288S or 12.5JC-3CR/6288S

Generator - 10JC3N4C
Control - Code 32 (W.D.612B1543)
Code 147 (W.D.612C2655)
Code 208 (W.D.625A23)
Code 221 (W.D.625A632)
Engine - Spec S
*141D725 Carburetor (Gas)
*405A1423 Housing Assy. - NOTE:
Uses #134D1810 Shutter
Assy.
102B549 Oil Base
102B558 Oil Base Heater
309P196 Hi-Temp. Cut-Off Switch
309A195 Hi-Temp. Switch Bracket
508A126 Hi-Temp. Switch
Insulating Washer
508A127 Hi-Temp. Switch
Insulating Bushing
332A876 Hi-Temp. Switch Terminal

12JC-3R/6462S

Generator - 10JC3N4C
Control - Code 147 (W.D.612C2655)
Code 208 (W.D.625A23)
Code 221 (W.D.625A632)
Engine - Spec S
*141D720 Carburetor (Gas-Gaso)
*134D1810 Air Shutter Assy.
102B549 Oil Base
102B558 Oil Base Heater
309P196 Hi-Temp. Cut-Off Switch
309A195 Hi-Temp. Switch Bracket
508A126 Hi-Temp. Switch
Insulating Washer
508A127 Hi-Temp. Switch
Insulating Bushing
332A876 Hi-Temp. Switch Terminal

12JC-3R/6589S

Generator - 10JC3N4C
Control - Code 32 (W.D.612B1543)
Code 148 (W.D.612C2656)
Code 208 (W.D.625A23)
Code 221 (W.D.625A632)
Engine - Spec S
*141D725 Carburetor (Gas)
*405A1423 Housing Assy. - NOTE:
Uses #134D1810 Air
Shutter Assy.
102B549 Oil Base
102B558 Oil Base Heater
309P196 Hi-Temp. Cut-Off Switch
309A195 Hi-Temp. Switch Bracket
508A126 Hi-Temp. Switch
Insulating Washer
508A127 Hi-Temp. Switch
Insulating Bushing
332A876 Hi-Temp. Switch Bracket

* - Refer to Accessory Section for Component Parts.

MODEL DATA SECTION

165

12JC-3R/6732S

Generator - 10JC3N4C
Control - Code 32 (W.D.612B1543)
Code 147 (W.D.612C2655)
Code 208 (W.D.625A23)
Code 221 (W.D.625A632)
Engine - Spec S
*141D725 Carburetor (Gas)
*405A1423 Housing Assy. - NOTE:
Uses #134D1810 Air
Shutter Assy.
102B549 Oil Base
102B558 Oil Base Heater

12JC-3R/7029R

Generator - 10JC3N4C
Control - Code 32 (W.D.612B1543)
Code 59 (W.D.612B1786)
Code 158 (W.D.625C2734)
Code 221 (W.D.625A632)
Engine - Spec R
*141D720 Carburetor (Gas-Gaso)
*405A1422 Housing Assy.
*159A799 Fuel Tank Assy.
309P196 Hi-Temp. Cut-Off Switch
309A195 Hi-Temp. Switch Bracket
508A126 Hi-Temp. Switch
Insulating Washer
508A127 Hi-Temp. Switch
Insulating Bushing
332A876 Hi-Temp. Switch Terminal

12JC-3R/7378R

Generator - 10JC/216
Control - Code 32 (W.D.612B1543)
Code 35 (W.D.612C1559)
Code 229 (W.D.612C2789)
Code 208 (W.D.625A23)
Code 221 (W.D.625A632)
Engine - Spec R
*141D720 Carburetor (Gas-Gaso)
*405A1424 Housing Assy. - NOTE:
Uses #134D1810 Air
Shutter Assy.
*159A799 Fuel Tank Assy.
*123K748 Oil Level Maintainer Kit
102B549 Oil Base
102B558 Oil Base Heater
309P196 Hi-Temp. Cut-Off Switch
309A195 Hi-Temp. Switch Bracket
508A126 Hi-Temp. Switch
Insulating Washer
508A127 Hi-Temp. Switch
Insulating Bushing
332A876 Hi-Temp. Switch Terminal

12JC-3R/7386R

Generator - 10JC/369
Control - Code 32 (W.D.612B1543)
Code 147 (W.D.612C2655)
Code 312 (W.D.612B3503)
Code 208 (W.D.625A23)
Code 223 (W.D.625A711)
Engine - Spec R
*141D720 Carburetor (Gas-Gaso)
*405A1422 Housing Assy.
*159A799 Fuel Tank Assy.

12JC-3R/7386R (Cont.)

102B549 Oil Base
102B558 Oil Base Heater

12JC-3R/7400R

Generator - 10JC3N4C
Control - Code 32 (W.D.612B1543)
Code 147 (W.D.612C2655)
Code 208 (W.D.625A23)
Code 214 (W.D.625A477)
Code 221 (W.D.625A632)
Engine - Spec R
*141D720 Carburetor (Gas-Gaso)
*405A1423 Housing Assy. - NOTE:
Uses #134D1810 Air
Shutter Assy.
102B549 Oil Base
102B558 Oil Base Heater

12JC-3R/7432R

Generator - 10JC3N4C
Control - Code 32 (W.D.612B1543)
Code 148 (W.D.612C2656)
Code 221 (W.D.625A632)
Engine - Spec R
*140K893 Carb. Air Heater Kit
*405A1725 Housing Assy.
309P196 Hi-Temp. Cut-Off
Switch
309A195 Hi-Temp. Switch
Bracket
508A126 Hi-Temp. Switch
Insulating Washer
508A127 Hi-Temp. Switch
Insulating Bushing
332A876 Hi-Temp. Switch
Terminal
155P360 Exhaust Muffler
140A78 Muffler Band (2)
155A949 Flex. Exhaust Tube

12JC-3R/7486R

Generator - 10JC/374
333P59 Space Heater - 120V
332A333 Heater Terminal Block
332A499 Heater Block Marker
Strip
Control - Code 148 (W.D.612C2656)
Code 174 (W.D.615B199)
Code 221 (W.D.625A632)
Engine - Spec R
*140K893 Carb. Air Heater Kit
134D1805 Air Outlet Duct
309P196 Hi-Temp. Cut-Off
Switch
309A195 Hi-Temp. Switch
Bracket
508A126 Hi-Temp. Switch
Insulating Washer
508A127 Hi-Temp. Switch
Insulating Bushing
332A876 Hi-Temp. Switch
Terminal

12JC-3R/7492R

Generator - 10JC3N4C
Control - Code 32 (W.D.612B1543)
Code 59 (W.D.612B1786)
Code 148 (W.D.612C2656)
Code 221 (W.D.625A632)
Engine - Spec R
*141D725 Carburetor (Gas)
*405A1424 Housing Assy. - NOTE:
Uses #134D1810 Air
Shutter Assy.

12JC-3R/7536R

Generator - 10JC3N4C
Control - Code 32 (W.D.612B1543)
Code 148 (W.D.612C2656)
Code 221 (W.D.625A632)
Engine - Spec R
*141D725 Carburetor (Gas)
*405A1423 Housing Assy. - NOTE:
Uses #134D1810 Air
Shutter Assy.
*123K748 Oil Level Maintainer
Kit
159A952 Oil Level Maintainer
Tank Assy.
140B500 Oil Bath Air Cleaner
140B519 Air Cleaner Band
503A444 Air Cleaner Hose
503P365 Air Cleaner Hose
Clamp
505-100 Oil Drain Nipple
505-108 Oil Drain Tee
102B549 Oil Base
102B558 Oil Base Heater
309P196 Hi-Temp. Cut-Off Switch
309A195 Hi-Temp. Switch Bracket
508A126 Hi-Temp. Switch
Insulating Washer
508A127 Hi-Temp. Switch
Insulating Bushing
332A876 Hi-Temp. Switch Terminal

12JC-3R/7667R

Generator - 10JC3N4C
Control - Code 32 (W.D.612B1543)
Code 147 (W.D.612C2655)
Code 221 (W.D.625A632)
Code 38 (W.D.612B1626)
Engine - Spec R
*140K893 Carb. Air Heater Kit
*159A799 Fuel Tank Assy.
*405A1424 Housing Assy. - NOTE:
Uses #134D1810 Air
Shutter Assy.

12JC-3R/7842S

Generator - 10JC3N4C
Control - Code 32 (W.D.612B1543)
Code 148 (W.D.612C2656)
Code 208 (W.D.625A23)
Code 221 (W.D.625A632)
Engine - Spec S
*141D720 Carburetor (Gas-Gaso)
*405A1423 Housing Assy. - NOTE:
Uses #134D1810 Air
Shutter Assy.

(Cont. on next page)

*-Refer to Accessory Section for Component Parts.

MODEL DATA SECTION

12JC-3R/7842S (Cont.)

102B549 Oil Base
 102B558 Oil Base Heater
 309P196 Hi-Temp. Cut-Off Switch
 309A195 Hi-Temp. Switch Bracket
 508A126 Hi-Temp. Switch
 Insulating Washer
 508A127 Hi-Temp. Switch
 Insulating Bushing
 332A876 Hi-Temp. Switch Terminal

12JC-3R/7892S

Generator - 10JC3N4C
 Control - Code 32 (W.D.612B1543)
 Code 148 (W.D.612C2656)
 Code 221 (W.D.625A632)
 301C1554 Instrument Panel - Blank
 Engine - Spec S
 *140K893 Carb. Air Heater Kit
 *405A1422 Housing Assy.
 *159A799 Fuel Tank Assy.

12JC-3R/7911S

Generator - 10JC3N4C
 Control - Code 341 (W.D.612C3778)
 Code 221 (W.D.625A632)
 Engine - Spec S
 *141D725 Carburetor (Gas)
 154B1224 Intake Manifold
 148A367 Vacuum Switch Regulator
 148A674 Vacuum Switch Bracket
 148A675 Vacuum Switch Line
 502-20 Elbow - Regulator
 502P82 Nipple - Regulator
 Elbow to Tee
 502-1 Tee - Regulator to
 Intake Manifold
 502P369 Cap - Regulator Tee
 502-3 Connector - Regulator
 Line to Intake Manifold
 309P196 Hi-Temp. Cut-Off Switch
 309A195 Hi-Temp. Switch Bracket
 508A126 Hi-Temp. Switch
 Insulating Washer
 508A127 Hi-Temp. Switch
 Insulating Bushing
 332A876 Hi-Temp. Switch Terminal

12JC-3R/8005S

Generator - 10JC3N4C
 Control - Code 147 (W.D.612C2655)
 Code 208 (W.D.625A23)
 Code 221 (W.D.625A632)
 Engine - Spec S
 *141D725 Carburetor (Gas)
 *403A792 Skid Base Assy.
 134D1805 Air Outlet Duct
 102B549 Oil Base
 102B558 Oil Base Heater

12JC-3R/8066S

Generator - 10JC3N4C
 Control - Code 32 (W.D.612B1543)
 Code 59 (W.D.612B1786)
 Code 148 (W.D.612C2656)
 Code 208 (W.D.625A23)
 Code 221 (W.D.625A632)

12JC-3R/8066S (Cont.)

Engine - Spec S
 *141D725 Carburetor (Gas)
 *405A1424 Housing Assy. - NOTE:
 Uses #134D1810 Air
 Shutter Assy.
 102B549 Oil Base
 102B558 Oil Base Heater

12JC-3R/8219S

Generator - 10JC3N4C
 Control - Code 32 (W.D.612B1543)
 Code 35 (W.D.612B1559)
 Code 147 (W.D.612C2655)
 Code 221 (W.D.625A632)
 Engine - Spec S
 *141D725 Carburetor (Gas)
 *405A1724 Housing Assy.
 155P360 Exhaust Muffler
 140A78 Exhaust Muffler Mtg.
 Band (2)
 155A949 Flex. Exhaust Tube

12JC-3R/8220S

Generator - 10JC3N4C
 Control - Code 32 (W.D.612B1543)
 Code 38 (W.D.612B1626)
 Code 147 (W.D.612C2655)
 Code 208 (W.D.625A23)
 Code 221 (W.D.625A632)
 Engine - Spec S
 *141D725 Carburetor (Gas)
 *405A1424 Housing Assy. - NOTE:
 Uses #134D1810 Air
 Shutter Assy.
 102B549 Oil Base
 102B558 Oil Base Heater

12JC-3R/8259S

Generator - 10JC/369
 Control - Code 32 (W.D.612B1543)
 Code 148 (W.D.612C2656)
 Code 353 (W.D.612B3905)
 Code 208 (W.D.625A23)
 Code 223 (W.D.625A711)
 Engine - Spec S
 *141D725 Carburetor (Gas)
 *405A1424 Housing Assy. - NOTE:
 Uses #134D1810 Air
 Shutter Assy.
 102A92 Piston & Pin Assy. (4)
 102B549 Oil Base
 102B558 Oil Base Heater

12JC-3R/8269S

Generator - 10JC3N4C
 Control - Code 148 (W.D.612C2656)
 Code 208 (W.D.625A23)
 Code 221 (W.D.625A632)
 Engine - Spec S
 *141D725 Carburetor (Gas)
 *403A792 Skid Base Assy.
 *134D1810 Air Shutter Assy.
 102B549 Oil Base
 102B558 Oil Base Heater
 309P196 Hi-Temp. Cut-Off
 Switch

12JC-3R/8269S (Cont.)

309A195 Hi-Temp. Switch Bracket
 508A126 Hi-Temp. Switch
 Insulating Washer
 508A127 Hi-Temp. Switch
 Insulating Bushing
 332A876 Hi-Temp. Switch
 Terminal

12JC-3R/8272S

Generator - 10JC/374
 333P59 Space Heater - 120V (2)
 332A333 Space Heater Terminal
 Block
 332A499 Space Heater Block
 Marker
 Control - Code 148 (W.D.612C2656)
 Code 174 (W.D.615B199)
 Code 221 (W.D.625A632)
 Engine - Spec S
 *140K893 Carb. Air Heater Kit
 *159B760 Reservoir Tank Assy.
 134D1805 Air Outlet Duct


12JC-3R/8284S

Generator - 10JC3N4C
 Control - Code 32 (W.D.612B1543)
 Code 35 (W.D.612B1559)
 Code 147 (W.D.612C2655)
 Code 221 (W.D.625A632)
 Engine - Spec S
 *140K893 Carb. Air Heater Kit
 *405A1724 Housing Assy.
 155P360 Exhaust Muffler
 140A78 Exhaust Muffler Mtg.
 Band (2)
 155A949 Flex. Exhaust Tube

12JC-3R/8399S

Generator - 10JC/246
 333P59 Space Heater - 120V.
 309P128 Space Heater Thermostat
 332A333 Heater Terminal Block
 (When Used)
 332A499 Heater Block Marker
 (When Used)
 Control - Code 1 (W.D.179B228)
 Code 148 (W.D.612C2656)
 Code 185 (W.D.615B232)
 Code 221 (W.D.625A632)
 Engine - Spec S
 *140K893 Carb. Air Heater Kit
 134D1805 Air Outlet Duct
 309P196 Hi-Temp. Cut-Off Switch
 309A195 Hi-Temp. Switch Bracket
 508A126 Hi-Temp. Switch
 Insulating Washer
 332A876 Hi-Temp. Switch Terminal
 508A127 Hi-Temp. Switch
 Insulating Bushing

* - Refer to Accessory Section for Component Parts.



MODEL DATA SECTION

167

12JC-3R/8429S

Generator - 10JC/216

Control - Code 162 (W.D.612C2738)
Code 173 (W.D.615B198)
Code 208 (W.D. 625A23)
Code 221 (W.D.625A632)

Engine - Spec S

*140K893 Carb. Air Heater Kit
*403A792 Skid Base Assy.
416B522 Battery Support Plate
*123K748 Oil Level Maintainer Kit
134D1805 Air Outlet Duct
102B549 Oil Base
102B558 Oil Base Heater
505-100 Oil Drain Nipple
505-108 Oil Drain Tee
309P196 Hi-Temp. Cut-Off Switch
309A195 Hi-Temp. Switch Bracket
508A126 Hi-Temp. Switch
Insulating Washer
508A127 Hi-Temp. Switch
Insulating Bushing
332A876 Hi-Temp. Switch Terminal

12JC-3R/8438S

Generator - 10JC3N4C

Control - Code 32 (W.D.612B1543)
Code 35 (W.D.612B1559)
Code 148 (W.D.612C2656)
Code 208 (W.D.625A23)
Code 221 (W.D.625A632)

Engine - Spec S

*141D725 Carburetor (Gas)
*405A1422 Housing Assy.
309P196 Hi-Temp. Cut-Off Switch
309A195 Hi-Temp. Switch Bracket
508A126 Hi-Temp. Switch
Insulating Washer
508A127 Hi-Temp. Switch
Insulating Bushing
332A876 Hi-Temp. Switch Terminal
102B549 Oil Base
102B558 Oil Base Heater

12JC-3R/8537S

Generator - 10JC3N4C

Control - Code 147 (W.D.612C2655)
Code 208 (W.D.625A23)
Code 221 (W.D.625A632)

Engine - Spec S

*141D725 Carburetor (Gas)
112A92 Piston & Pin Assy. (4)
102B549 Oil Base
102B558 Oil Base Heater

12JC-3R/8540S

Generator - 10JC3N4C

Control - Code 147 (W.D.612C2655)
Code 221 (W.D.625A632)

Engine - Spec S

*141D725 Carburetor (Gas)
112A92 Piston & Pin Assy. (4)

12JC-3R/8600S

Generator - 10JC3N4C

Control - Code 32 (W.D.612B1543)
Code 148 (W.D.612C2656)
Code 208 (W.D.625A23)
Code 221 (W.D.625A632)

Engine - Spec S

*141D725 Carburetor (Gas)
*405A1423 Housing Assy. - NOTE:
Uses #134D1810 Air
Shutter Assy.
112A92 Piston & Pin Assy. (4)
309P196 Hi-Temp. Cut-Off
Switch
309A195 Hi-Temp. Switch
Bracket
508A127 Hi-Temp. Switch
Insulating Bushing
508A126 Hi-Temp. Switch
Insulating Washer
332A876 Hi-Temp. Switch
Terminal
102B549 Oil Base
102B558 Oil Base Heater

12JC-3R/8622S

Generator - 10JC3N4C

Control - Code 147 (W.D.612C2655)
Code 221 (W.D.625A632)

Engine - Spec S

*141D725 Carburetor (Gas)
*403A792 Skid Base Assy.
416A522 Battery Support Plate
112A92 Piston & Pin Assy. (4)

12JC-3R17/8294S

Generator - 15JC3N4C

Control - Code 32 (W.D.612B1543)
Code 140 (W.D.612A2592)
Code 147 (W.D.612C2655)
Code 221 (W.D.625A632)

Engine - Spec S

*140K893 Carb. Air Heater Kit
*405A1423 Housing Assy. - NOTE:
Uses #134D1810 Air
Shutter Assy.
309P196 Hi-Temp. Cut-Off
Switch
309A195 Hi-Temp. Switch
Bracket
508A126 Hi-Temp. Switch
Insulating Washer
508A127 Hi-Temp. Switch
Insulating Bushing
332A876 Hi-Temp. Switch
Terminal

12JC-3R31/2468S or

12.5JC-3CR31/2539S

Generator - 10JC3N4C

Control - Code 257 (W.D.612C3076)
Code 221 (W.D.625A632)

Engine - Spec S

*141D725 Carburetor (Gas)
134D1805 Air Outlet Duct
307B845 Start Solenoid
306A195 Start Solenoid
Bracket

12JC-3R31/2468S or

12.5JC-3CR31/2539S (Cont.)

338A470 Starter to Solenoid
Harness
307P312 Supply Line Fuel
Solenoid Valve -
Electric
149P558 Supply Line Fuel
Strainer

12JC-3R31/2488R

Generator - 10JC3N4C

Control - Code 257 (W.D.612C3076)
Code 302 (W.D.615B322)
Code 221 (W.D. 625A632)

Engine - Spec R

*141D725 Carburetor (Gas)
134D1805 Air Outlet Duct
307B195 Start Solenoid
306A845 Start Solenoid Bracket
338A470 Starter to Solenoid
Harness
307P312 Supply Line Fuel
Solenoid Valve - Electric
149P558 Supply Line Fuel
Strainer

12JC-3R31/7081S

Generator - 10JC3N4C

Control - Code 32 (W.D.612B1543)
Code 257 (W.D.612C3076)
Code 208 (W.D.625A23)
Code 221 (W.D.625A632)

Engine - Spec S

*141D725 Carburetor (Gas)
*405A1723 Housing Assy.
102B549 Oil Base
102B558 Oil Base Heater
155P360 Exhaust Muffler
140A78 Exhaust Muffler Mtg.
Band (2)
155A949 Flex. Exhaust Tube
307P312 Supply Line Fuel
Solenoid Valve -
Electric
149P558 Supply Line Fuel
Strainer
307B845 Start Solenoid
306A195 Start Solenoid Bracket
338A470 Starter to Solenoid
Harness

12JC-3R31/7204R

Generator - 10JC/216

Control - Code 313 (W.D.612C3512)
Code 221 (W.D.625A632)

Engine - Spec R

*141D725 Carburetor (Gas)
307B845 Start Solenoid
306A195 Start Solenoid Bracket
307P312 Supply Line Fuel
Solenoid Valve -
Electric
149P558 Supply Line Fuel
Strainer

* - Refer to Accessory Section for Component Parts.

MODEL DATA SECTION

12JC-3R31/7670S

Generator - 10JC3N4C
Control - Code 332 (W.D.612C3698)
Code 370 (W.D.615B335)
Code 221 (W.D.625A632)
Engine - Spec S
*141D720 Carburetor (Gas-Gaso)
134D1805 Air Outlet Duct
307B845 Start Solenoid
306A195 Start Solenoid Bracket
338A470 Starter to Solenoid
Harness
307P312 Supply Line Fuel Solenoid
Valve - Electric
149P558 Supply Line Fuel
Strainer
309P196 Hi-Temp. Cut-Off Switch
309A195 Hi-Temp. Switch Bracket
508R126 Hi-Temp. Switch
Insulating Washer
508P127 Hi-Temp. Switch
Insulating Bushing
332A876 Hi-Temp. Switch
Terminal

12JC-3R31/7721R

Generator - 10JC3N4C
Control - Code 333 (W.D.612C3714)
Code 208 (W.D.625A23)
Code 221 (W.D.625A632)
Engine - Spec R
*141D725 Carburetor (Gas)
*134D1810 Air Shutter Assy.
102B549 Oil Base
102B558 Oil Base Heater
309P196 Hi-Temp. Cut-Off Switch
309A195 Hi-Temp. Switch Bracket
508A126 Hi-Temp. Switch
Insulating Washer
508A127 Hi-Temp. Switch
Insulating Bushing
332A876 Hi-Temp. Switch Terminal
307B845 Start Solenoid
306A195 Start Solenoid Bracket
338A470 Starter to Solenoid
Harness
307P312 Supply Line Fuel
Solenoid Valve -
Electric
159P558 Supply Line Fuel
Strainer

12JC-3R31/8275S

Generator - 10JC/369
Control - Code 354 (W.D.612C3911)
Code 223 (W.D.625A711)
Engine - Spec S
*141D725 Carburetor (Gas)
134D1805 Air Outlet Duct
307B845 Start Solenoid
306A195 Start Solenoid Bracket
338A470 Starter to Solenoid
Harness
307P312 Supply Line Fuel
Solenoid Valve -
Electric
159P558 Supply Line Fuel
Strainer

12JC-3R31/8539S

Generator - 10JC3N4C
Control - Code 257 (W.D.612C3076)
Code 221 (W.D.625A632)
Engine - Spec S
*141D725 Carburetor (Gas)
112A92 Piston & Pin Assy. (4)
307B845 Start Solenoid
306A195 Start Solenoid Bracket
338A470 Starter to Solenoid
Harness
307P312 Supply Line Fuel
Solenoid Valve -
Electric
159P558 Supply Line Fuel
Strainer

12JC-3R31/8621S

Generator - 10JC/369
Control - Code 354 (W.D.612C3911)
Code 223 (W.D.625A711)
Engine - Spec S
*141D725 Carburetor (Gas)
134D1805 Air Outlet Duct
307B845 Start Solenoid
306A195 Start Solenoid
Bracket
338A470 Starter to Solenoid
Harness
307P312 Supply Line Fuel
Solenoid Valve -
Electric
159P558 Supply Line Fuel
Strainer
112A92 Piston & Pin Assy. (4)

12JC-3R131/6362S

Generator - 10JC3N4C
Control - Code 32 (W.D.612B1543)
Code 257 (W.D.612C3076)
Code 208 (W.D.625A23)
Code 221 (W.D.625A632)
Engine - Spec S
*141D725 Carburetor (LPG)
*405A1423 Housing Assy. - NOTE:
Uses #134D1810 Air
Shutter Assy.
102B549 Oil Base
102B558 Oil Base Heater
307B845 Start Solenoid
306A195 Start Solenoid
Bracket
338A470 Starter to Solenoid
Harness
307P312 Supply Line Fuel
Solenoid Valve -
Electric
159P558 Supply Line Fuel
Strainer

12JC-3RV/1S or 12.5JC-3CR/8100S

Generator - 10JC3N4C
Control - Code 147 (W.D.612C2655)
Code 221 (W.D.625A632)
Engine - Spec S
Vacu-Flo Cooled
*140K892 Carb. Air Heater Kit

12JC-3RV/12S or 12.5JC-3CR/8389S

Generator - 10JC3N4C
Control - Code 147 (W.D.612C2655)
Code 221 (W.D.625A632)
Engine - Spec S
Vacu-Flo Cooled
*141D720 Carburetor (Gas-Gaso)

12JC-3RV/55S or 12.5JC-3CR/8525S

Generator - 10JC3N4C
Control - Code 148 (W.D.612C2656)
Code 221 (W.D.625A632)
Engine - Spec S
Vacu-Flo Cooled
*141D720 Carburetor (Gas-Gaso)

12JC-3RV/96S or 12.5JC-3CR/8457S

Generator - 10JC3N4C
Control - Code 148 (W.D.612C2656)
Code 221 (W.D.625A632)
Engine - Spec S
Vacu-Flo Cooled
*140K892 Carb. Air Heater Kit

12JC-3RV17/1R

Generator - 15JC3N4C
Control - Code 147 (W.D.612C2655)
Code 221 (W.D.625A632)
Engine - Spec R
Vacu-Flo Cooled
*140K892 Carb. Air Heater Kit
309P162 Hi-Temp. Cut-Off Switch
338A337 Hi-Temp. Switch Wiring
Harness

12JC-3RV31/1S or 12.5JC-3CR31/8390S

Generator - 10JC3N4C
Control - Code 257 (W.D.612C3076)
Code 221 (W.D.625A632)
Engine - Spec S
Vacu-Flo Cooled
*141D725 Carburetor (Gas)
307B845 Start Solenoid
306A195 Start Solenoid Bracket
338A470 Starter to Solenoid
Harness
307P312 Supply Line Fuel
Solenoid Valve -
Electric
159P558 Supply Line Fuel
Strainer

12JC-3RV/363S

Generator - 10JC3N4C
Control - Code 147 (W.D.612C2655)
Code 208 (W.D.625A23)
Code 221 (W.D.625A632)
Engine - Spec S
Vacu-Flo Cooled
*140K892 Carb. Air Heater Kit
*159B760 Reservoir Tank Assy.
102B549 Oil Base
102B558 Oil Base Heater

* - Refer to Accessory Section for Component Parts.

MODEL DATA SECTION

169

12JC-3RV/544R

Generator - 10JC3N4C
Control - Code 148 (W.D.612C2656)
Code 208 (W.D.625A23)
Code 221 (W.D.625A632)
Engine - Spec R
Vacu-Flo Cooled
*141D720 Carburetor (Gas-Gaso)
102B549 Oil Base
102B558 Oil Base Heater

12JC-3RV/1282S or 12.5JC-3CR/8561S

Generator - 10JC3N4C
Control - Code 148 (W.D.612C2656)
Code 221 (W.D.625A632)
Engine - Spec S
Vacu-Flo Cooled
*141D720 Carburetor (Gas-Gaso)
309P162 Hi-Temp. Cut-Off Switch
338A337 Hi-Temp. Switch Wiring
Harness

12JC-3RV/1681S

Generator - 10JC3N4C
Control - Code 147 (W.D.612C2655)
Code 221 (W.D.625A632)
Engine - Spec S
Vacu-Flo Cooled
*140K892 Carb. Air Heater Kit
309P162 Hi-Temp. Cut-Off Switch
338A337 Hi-Temp. Switch Wiring
Harness

12JC-3RV/2489S

Generator - 10JC3N4C
Control - Code 148 (W.D.612C2656)
Code 208 (W.D.625A23)
Code 221 (W.D.625A632)
Engine - Spec S
Vacu-Flo Cooled
*141D725 Carburetor (Gas)
102B549 Oil Base
102B558 Oil Base Heater
309P162 Hi-Temp. Cut-Off Switch
338A337 Hi-Temp. Switch Wiring
Harness

12JC-3RV/2896R

Generator - 10JC3N4C
Control - Code 148 (W.D.612C2656)
Code 221 (W.D.625A632)
Engine - Spec R
Vacu-Flo Cooled
*141D725 Carburetor (Gas)
309P162 Hi-Temp. Cut-Off Switch
338A337 Hi-Temp. Switch Wiring
Harness

12JC-3RV/2896S or 12.5JC-3CR/8505S

Generator - 10JC3N4C
Control - Code 148 (W.D.612C2656)
Code 221 (W.D.625A632)
Engine - Spec S
Vacu-Flo Cooled
*141D725 Carburetor (Gas)
309P162 Hi-Temp. Cut-Off Switch
338A337 Hi-Temp. Switch Wiring
Harness

12JC-3RV/3195R

Generator - 10JC3N4C
Control - Code 147 (W.D.612C2655)
Code 221 (W.D.625A632)
Engine - Spec R
Vacu-Flo Cooled
*141D725 Carburetor (Gas)
309P162 Hi-Temp. Cut-Off
Switch
338A337 Hi-Temp. Switch
Wiring Harness

12JC-3RV/4509S

Generator - 10JC3N4C
Control - Code 148 (W.D.612C2656)
Code 221 (W.D.625A632)
Engine - Spec S
Vacu-Flo Cooled
*141D725 Carburetor (Gas)
*403A792 Skid Base Assy.

12JC-3RV/4771R

Generator - 10JC3N4C
Control - Code 148 (W.D.612C2656)
Code 173 (W.D.615B198)
Code 221 (W.D.625A632)
Engine - Spec R
Vacu-Flo Cooled
*141D725 Carburetor (Gas)
309P162 Hi-Temp. Cut-Off
Switch
338A337 Hi-Temp. Switch
Wiring Harness

12JC-3RV/4966S or 12.5JC-3CR/8743S

Generator - 10JC/216
Control - Code 162 (W.D.612C2738)
Code 208 (W.D.625A23)
Code 221 (W.D.625A632)
Engine - Spec S
Vacu-Flo Cooled
*141D725 Carburetor (Gas)
102B549 Oil Base
102B558 Oil Base Heater
309P162 Hi-Temp. Cut-Off
Switch
338A337 Hi-Temp. Switch
Bracket

12JC-3RV/5743S

Generator - 10JC3N4C
Control - Code 148 (W.D.612C2656)
Code 221 (W.D.625A632)
302P465 Running Time Meter
Engine - Spec S
Vacu-Flo Cooled
*140K892 Carb. Air Heater Kit
309P162 Hi-Temp. Cut-Off
Switch
338A337 Hi-Temp. Switch
Wiring Harness

12JC-3RV/5974S

Generator - 10JC3N4C
231E112 Engine to Generator
Adapter

12JC-3RV/5974S (Cont.)

Control - Code 236 (W.D.612C2870)
Code 221 (W.D.625A632)
Engine - Spec S
Vacu-Flo Cooled
*141D725 Carburetor (Gas)
*140K677 Oil Bath Air Cleaner
Kit

12JC-3RV/6673S

Generator - 10JC3N4C
Control - Code 148 (W.D.612C2656)
Code 173 (W.D.615B198)
Code 208 (W.D.625A23)
Code 221 (W.D.625A632)
Engine - Spec S
Vacu-Flo Cooled
*141D725 Carburetor (Gas)
102B549 Oil Base
102B558 Oil Base Heater
309P162 Hi-Temp. Cut-Off Switch
338A337 Hi-Temp. Switch Wiring
Harness

12JC-3RV/6854R

Generator - 10JC/216
Control - Code 250 (W.D.612C2979)
Code 185 (W.D.615B232)
Code 221 (W.D.625A632)
Engine - Spec R
Vacu-Flo Cooled
*140K677 Oil Bath Air Cleaner
Kit

12JC-3RV/7836S or 12.5JC-3CR/8978S

Generator - 10JC3N4C
231E112 Engine to Generator
Adapter
Control - Code 148 (W.D.612C2656)
Code 221 (W.D.625A632)
Engine - Spec S
Vacu-Flo Cooled
*141D720 Carburetor (Gas-Gaso)
140P721 Air Cleaner
140P722 Air Cleaner Band (2)
140C645 Air Cleaner Adapter
140B720 Air Cleaner Mtg.
Bracket
503P419 Air Cleaner Elbow -
Rubber
503P365 Air Cleaner Hose
Clamp (3)
140B740 Air Cleaner Air Inlet
Tube
503-330 Air Cleaner Hose
140P723 Carb. Air Pre-Cleaner

12JC-3RV/7990S

Generator - 10JC3N4C
Control - Code 148 (W.D.612C2656)
Code 173 (W.D.615B198)
Code 208 (W.D.625A23)
Code 221 (W.D.625A632)
320-187 Circuit Breaker Tie
Bar
Engine - Spec S
Vacu-Flo Cooled

(Cont. on next page)

* - Refer to Accessory Section for Component Parts.

MODEL DATA SECTION

12JC-3RV/7990S (Cont.)

*141D720 Carburetor (Gas-Gaso)
102B549 Oil Base
102B558 Oil Base Heater

12JC-3RV/8551S

Generator - 10JC3N4C
231E112 Engine to Generator Adapter
Control - Code 236 (W.D.612C2870)
Code 221 (W.D.625A632)
Engine - Spec S
Vacu-Flo Cooled
*141D725 Carburetor (Gas)
*140K677 Oil Bath Air Cleaner Kit
112A92 Piston & Pin Assy. (4)

12JC-3RV/8553S

Generator - 10JC/216
Control - Code 162 (W.D.612C2738)
Code 208 (W.D.625A23)
Code 221 (W.D.625A632)
Engine - Spec S
Vacu-Flo Cooled
*141D725 Carburetor (Gas)
112A92 Piston & Pin Assy. (4)
102B549 Oil Base
102B558 Oil Base Heater
309P162 Hi-Temp. Cut-Off Switch
338A337 Hi-Temp. Switch Wiring Harness

12JC-3RV31/710S

Generator - 10JC3N4C
Control - Code 256 (W.D.612C3076)
Code 302 (W.D.615B322)
Code 221 (W.D.625A632)
Engine - Spec S
Vacu-Flo Cooled
*141D725 Carburetor (Gas)
307B845 Start Solenoid
306A195 Start Solenoid Bracket
338A470 Starter to Solenoid Harness
307P312 Supply Line Fuel Solenoid Valve - Electric
149P558 Supply Line Fuel Strainer

12JC-3RV6000/1S or 12.5JC-3CR/6000S

Generator - 10JC3N4C
231E112 Engine to Generator Adapter
Control - Code 148 (W.D.612C2656)
Code 221 (W.D.625A632)
Engine - Spec S
Vacu-Flo Cooled
*140K892 Carb. Air Heater Kit

12JC-3RV31/8620S

Generator - 10JC3N4C
Control - Code 257 (W.D.612C3076)
Code 302 (W.D.615B322)
Code 221 (W.D.625A632)
Engine - Spec S
Vacu-Flo Cooled

12JC-3RV31/8620S (Cont.)

*141D725 Carburetor (Gas)
112A92 Piston & Pin Assy. (4)
307B845 Start Solenoid
306A195 Start Solenoid Bracket
338A470 Starter to Solenoid Harness
307P312 Supply Line Fuel Solenoid Valve - Electric
149P558 Supply Line Fuel Strainer

12JC-3RV6000/1681S

Generator - 10JC3N4C
231E112 Engine to Generator Adapter
Control - Code 148 (W.D.612C2656)
Code 221 (W.D.625A632)
Engine - Spec S
Vacu-Flo Cooled
*140K892 Carb. Air Heater Kit
309P162 Hi-Temp. Cut-Off Switch
338A337 Hi-Temp. Switch Wiring Harness

12JC-3RV6000/5790S

Generator - 10JC/263
231E112 Engine to Generator Adapter
Control - Code 349 (W.D.612C3862)
Code 306 (W.D.625A685)
Engine - Spec S
Vacu-Flo Cooled
*140K892 Carb. Air Heater Kit
149A1131 Fuel Line - Pump to Carburetor
▲166A357 Distributor - Less Cover Adapter, Cover Leads & Condenser
166B355 Distributor Drive Gear
166B351 Breaker Point Cover
166B350 Breaker Point Cover Adapter
167A61 Distributor Nipple(2)
312A115 Condenser (2)
166A397 Distributor Shield Gasket
166P245 Breaker Point Set (2)
160A1098 Ignition Coil Mtg. Plate
▲166B382 Ignition Coil (2)
503-465 Ignition Coil Clamp(2)
337A71 Ground Strap - Ignition Coil (2)
304A60 Resistor - Fixed (2)
167A215 Spark Plug (4)
167A1509 Spark Plug Cable - 20" Long (2)
167A1508 Spark Plug Cable - 28" Long
167A1474 Spark Plug Cable - 23 " Long

12JC-4R-1S or 12.5JC-4R/1S

Generator - 10JC4N4C
Control - Code 149 (W.D.612C2657)
Code 221 (W.D.625A632)
Engine - Spec S
*140K894 Carb. Air Heater Kit

12JC-4R/7S or 12.5JC-4R/7S

Generator - 10JC4N4C
Control - Code 32 (W.D.612B1548)
Code 149 (W.D.612C2657)
Code 221 (W.D.625A632)
Engine - Spec S
*140K893 Carb. Air Heater Kit
*405A1421 Housing Assy.

12JC-4R/12S or 12.5JC-4R/12S

Generator - 10JC4N4C
Control - Code 149 (W.D.612C2657)
Code 221 (W.D.625A632)
Engine - Spec S
*141D720 Carburetor (Gas-Gaso)

12JC-4R/13S or 12.5JC-4R/13S

Generator - 10JC4N4C
Control - Code 149 (W.D.612C2657)
Code 221 IW.D.625A632)
Engine - Spec S
*141D725 Carburetor (Gas)

12JC-4R/248S

Generator - 10JC4N4C
Control - Code 149 (W.D.612C2657)
Code 208 (W.D.625A23)
Code 221 (W.D.625A632)
Engine - Spec S
*140K894 Carb. Air Heater Kit
102B549 Oil Base
102B558 Oil Base Heater

12JC-4R31/1S

Generator - 10JC4N4C
Control - Code 258 (W.D.612C3077)
Code 221 (W.D.625A632)
Engine - Spec S
*141D725 Carburetor (Gas)
307B845 Start Solenoid
306A195 Start Solenoid Bracket
338A470 Starter to Solenoid Harness
307P312 Supply Line Fuel Solenoid Valve - Electric
149P558 Supply Line Fuel Strainer

12JC-4R/742R

Generator - 10JC4N4C
Control - Code 149 (W.D.612C2657)
Code 175 (W.D.615B202)
Code 221 (W.D.625A632)
Engine - Spec R
*140K894 Carb. Air Heater Kit
*159B760 Reservoir Tank Assy.

* - Refer to Accessory Section for Component Parts.
▲ - Order Unit or Components not listed from Mfg.
giving complete data shown on nameplate of the part.

MODEL DATA SECTION

171

12JC-4R/862R

Generator - 10JC4N4C
Control - Code 149 (W.D.612C2657)
Code 208 (W.D.625A23)
Code 221 (W.D.625A632)
Engine - Spec R
*141D725 Carburetor (Gas)
102B549 Oil Base
102B558 Oil Base Heater

12JC-4R/862S

Generator - 10JC4N4C
Control - Code 149 (W.D.612C2657)
Code 208 (W.D.625A23)
Code 221 (W.D.625A632)
Engine - Spec S
*141D725 Carburetor (Gas)
102B549 Oil Base
102B558 Oil Base Heater

12JC-4R/1018S

Generator - 10JC4N4C
Control - Code 32 (W.D.612B1543)
Code 149 (W.D.612C2657)
Code 221 (W.D.625A632)
Engine - Spec S
*141D720 Carburetor (Gas-Gaso)
*405A1421 Housing Assy.

12JC-4R/1041S or 12.5JC-4R/1041S

Generator - 10JC4N4C
Control - Code 32 (W.D.612B1543)
Code 149 (W.D.612C2657)
Code 221 (W.D.625A632)
Engine - Spec S
*140K893 Carb. Air Heater Kit
*405A1421 Housing Assy.
*159A799 Fuel Tank Assy.

12JC-4R/1047S

Generator - 10JC4N4C
Control - Code 28 (W.D.612B1486)
Code 32 (W.D.612B1543)
Code 149 (W.D.612C2657)
Code 221 (W.D.625A632)
Engine - Spec S
*141D720 Carburetor (Gas-Gaso)
*405A1422 Housing Assy.

12JC-4R/1075S or 12.5JC-4R/1075S

Generator - 10JC4N4C
Control - Code 32 (W.D.612B1543)
Code 149 (W.D.612C2657)
Code 221 (W.D.625A632)
Engine - Spec S
*141D725 Carburetor (Gas)
*405A1421 Housing Assy.

12JC-4R/1092S

Generator - 10JC4N4C
Control - Code 28 (W.D.612B1486)
Code 32 (W.D.612B1543)
Code 149 (W.D.612C2657)
Code 221 (W.D.625A632)
Engine - Spec S
*140K893 Carb. Air Heater Kit
*405A1422 Housing Assy.
*159A799 Fuel Tank Assy.

12JC-4R/1239S

Generator - 10JC4N4C
Control - Code 32 (W.D.612B1543)
Code 149 (W.D.612C2657)
Code 221 (W.D.625A632)
Engine - Spec S
*141D720 Carburetor (Gas-Gaso)
*405A1421 Housing Assy.
*159A799 Fuel Tank Assy.

12JC-4R/1301S

Generator - 10JC4N4C
Control - Code 28 (W.D.612B1486)
Code 32 (W.D.612B1543)
Code 150 (W.D.612C2658)
Code 221 (W.D.625A632)
Engine - Spec S
*140K893 Carb. Air Heater Kit
*405A1422 Housing Assy.
*159A799 Fuel Tank Assy.

12JC-4R131/1S

Generator - 10JC4N4C
Control - Code 258 (W.D.612C3077)
Code 221 (W.D.625A632)
Engine - Spec S
*141D725 Carburetor (Gas)
307B845 Start Solenoid
306A195 Start Solenoid Bracket
338A470 Starter to Solenoid
Harness
307P312 Supply Line Fuel
Solenoid Valve -
Electric
149P558 Supply Line Fuel
Strainer

12JC-4R/1873S or 12.5JC-4R/1873S

Generator - 10JC4N4C
Control - Code 32 (W.D.612B1543)
Code 149 (W.D.612C2657)
Code 208 (W.D.625A23)
Code 221 (W.D.625A632)
Engine - Spec S
*141D725 Carburetor (Gas)
*405A1421 Housing Assy.
102B549 Oil Base
102B558 Oil Base Heater

12JC-4R/1920S

Generator - 10JC4N4C
Control - Code 32 (W.D.612B1543)
Code 150 (W.D.612C2658)
Code 208 (W.D.625A23)
Code 221 (W.D.625A632)
Engine - Spec S
*141D725 Carburetor (Gas)
*405A1421 Housing Assy.
102B549 Oil Base
102B558 Oil Base Heater

12JC-4R/1982S

Generator - 10JC4N4C
Control - Code 149 (W.D.612C2657)
Code 175 (W.D.615B202)
Code 221 (W.D.625A632)
Engine - Spec S
*141D725 Carburetor

12JC-4R/1983R

Generator - 10JC4N4C
Control - Code 150 (W.D.612C2658)
Code 221 (W.D.625A632)
Engine - Spec R
*141D725 Carburetor (Gas)

12JC-4R/2370S

Generator - 10JC4N4C
Control - Code 23 (W.D.612B1469)
Code 32 (W.D.612B1543)
Code 149 (W.D.612C2657)
Code 221 (W.D.625A632)
Engine - Spec S
*140K893 Carb. Air Heater Kit
*405A1422 Housing Assy.
*159A799 Fuel Tank Assy.

12JC-4R/2539S or 12.5JC-4R/2539S

Generator - 10JC4N4C
Control - Code 149 (W.D.612C2657)
Code 221 (W.D.625A632)
Engine - Spec S
*141D725 Carburetor (Gas)
134D1805 Air Outlet Duct

12JC-4R/2701S

Generator - 10JC4N4C
Control - Code 150 (W.D.612C2658)
Code 221 (W.D.625A632)
Engine - Spec S
*140K893 Carb. Air Heater Kit
134D1805 Air Outlet Duct
309P196 Hi-Temp. Cut-Off Switch
309A195 Hi-Temp. Switch Bracket
508A126 Hi-Temp. Switch
Insulating Washer
508A127 Hi-Temp. Switch
Insulating Bushing
332A876 Hi-Temp. Switch
Terminal

12JC-4R/2733S

Generator - 10JC4N4C
Control - Code 149 (W.D.612C2657)
Code 175 (W.D.615B202)
Code 221 (W.D.625A632)
Engine - Spec S
*141D725 Carburetor (Gas)
134D1805 Air Outlet Duct

12JC-4R/2896R

Generator - 10JC4N4C
Control - Code 150 (W.D.612C2658)
Code 221 (W.D.625A632)
Engine - Spec R
*141D725 Carburetor (Gas)
309P196 Hi-Temp. Cut-Off Switch
309A195 Hi-Temp. Switch Bracket
508A126 Hi-Temp. Switch
Insulating Washer
508A127 Hi-Temp. Switch
Insulating Bushing
332A876 Hi-Temp. Switch Terminal

* - Refer to Accessory Section for Component Parts.

MODEL DATA SECTION

12JC-4R/3157S

Generator - 10JC4N4C
Control - Code 150 (W.D.612C2658)
Code 221 (W.D.625A632)
Engine - Spec S
*141D725 Carburetor (Gas)
134D1805 Air Outlet Duct

12JC-4R/3409S

Generator - 10JC4N4C
Control - Code 32 (W.D.612B1543)
Code 150 (W.D.612C2658)
Code 208 (W.D.625A23)
Code 221 (W.D.625A632)
Engine - Spec S
*141D720 Carburetor (Gas-Gaso)
*405A1421 Housing Assy.
102B549 Oil Base
102B558 Oil Base Heater

12JC-4R/3742S or 12.5JC-4R/3742S

Generator - 10JC4N4C
Control - Code 150 (W.D.612C2658)
Code 221 (W.D.625A632)
Engine - Spec S
*141D725 Carburetor (Gas)
134D1805 Air Outlet Duct
309P196 Hi-Temp. Cut-Off Switch
309A195 Hi-Temp. Switch Bracket
508A126 Hi-Temp. Switch
Insulating Washer
508A127 Hi-Temp. Switch
Insulating Bushing
332A876 Hi-Temp. Switch
Terminal

12JC-4R/3885S

Generator - 10JC4N4C
Control - Code 150 (W.D.612C2658)
Code 175 (W.D.615B202)
Code 221 (W.D.625A632)
Engine - Spec S
*141D725 Carburetor (Gas)
309P196 Hi-Temp. Cut-Off Switch
309A195 Hi-Temp. Switch Bracket
508A126 Hi-Temp. Switch
Insulating Washer
508A127 Hi-Temp. Switch
Insulating Bushing
332A876 Hi-Temp. Switch
Terminal

12JC-4R/4536S or 12.5JC-4R/8413S

Generator - 10JC4N4C
Control - Code 149 (W.D.612C2657)
Code 221 (W.D.625A632)
Engine - Spec S
*141D725 Carburetor (Gas)
*403A792 Skid Base Assy.
134D1805 Air Outlet Duct

12JC-4R/4771S

Generator - 10JC4N4C
Control - Code 150 (W.D.612C2658)
Code 180 (W.D.615B218)
Code 221 (W.D.625A632)
Engine - Spec S
*141D725 Carburetor (Gas)

12JC-4R/4771S (Cont.)

309P196 Hi-Temp. Cut-Off
Switch
309A195 Hi-Temp. Switch
Bracket
508A126 Hi-Temp. Switch
Insulating Washer
508A127 Hi-Temp. Switch
Insulating Bushing
332A876 Hi-Temp. Switch
Terminal

12JC-4R/5194R

Generator - 10JC4N4C
Control - Code 148 (W.D.612C2656)
Code 181 (W.D.615B221)
Code 221 (W.D.625A632)
Engine - Spec R
*140K893 Carb. Air Heater Kit
*159B760 Reservoir Tank Assy.
134D1805 Air Outlet Duct

12JC-4R/5356R

Generator - 10JC4N4C
Control - Code 32 (W.D.612B1543)
Code 149 (W.D.612C2657)
Code 221 (W.D.625A632)
Engine - Spec R
*141D725 Carburetor (Gas)
*405A1723 Housing Assy.
155P360 Exhaust Muffler
140A78 Exhaust Muffler Mtg.
Band (2)
155A949 Flex. Exhaust Tube

12JC-4R/5356S

Generator - 10JC4N4C
Control - Code 32 (W.D.612B1543)
Code 149 (W.D.612C2657)
Code 221 (W.D.625A632)
Engine - Spec S
*141D725 Carburetor (Gas)
*405A1723 Housing Assy.
155P360 Exhaust Muffler
140A78 Exhaust Muffler Mtg.
Band (2)
155A949 Flex. Exhaust Tube.

12JC-4R/5601S

Generator - 10JC/214
Control - Code 161 (W.D.612C2737)
Code 221 (W.D.625A632)
Engine - Spec S
*141D725 Carburetor (Gas)
309P196 Hi-Temp. Cut-Off
Switch
309A195 Hi-Temp. Switch
Bracket
508A126 Hi-Temp. Switch
Insulating Washer
508A127 Hi-Temp. Switch
Insulating Bushing
332A876 Hi-Temp. Switch
Terminal

12JC-4R/5802S

Generator - 10JC4N4C
Control - Code 150 (W.D.612C2658)
Code 184 (W.D.615B230)
Code 221 (W.D.625A632)
Engine - Spec S
*141D725 Carburetor (Gas)
*403A792 Skid Base Assy.
416A522 Battery Support Plate
309P196 Hi-Temp. Cut-Off Switch
309A195 Hi-Temp. Switch Bracket
508A126 Hi-Temp. Switch
Insulating Washer
508A127 Hi-Temp. Switch
Insulating Bushing
332A876 Hi-Temp. Switch Terminal

12JC-4R/6075S

Generator - 10JC4N4C
Control - Code 150 (W.D.612C2658)
Code 221 (W.D.625A632)
Engine - Spec S
*141D725 Carburetor (Gas)
*134D1810 Air Shutter Assy.
309P196 Hi-Temp. Cut-Off Switch
309A195 Hi-Temp. Switch Bracket
508A126 Hi-Temp. Switch
Insulating Washer
508A127 Hi-Temp. Switch
Insulating Bushing
332A876 Hi-Temp. Switch Terminal

12JC-4R/6375R

Generator - 10JC4N4C
Control - Code 32 (W.D.612B1543)
Code 150 (W.D.612C2658)
Code 221 (W.D.625A632)
Engine - Spec R
*141D725 Carburetor (Gas)
*405A1423 Housing Assy. - NOTE:
Uses #134D1810 Air
Shutter Assy.
309P196 Hi-Temp. Cut-Off Switch
309A195 Hi-Temp. Switch Bracket
508A126 Hi-Temp. Switch
Insulating Washer
508A127 Hi-Temp. Switch
Insulating Bushing
332A876 Hi-Temp. Switch Terminal

12JC-4R/7038S

Generator - 10JC/214
Control - Code 161 (W.D.612C2737)
Code 180 (W.D.615B218)
Code 208 (W.D.625A23)
Code 221 (W.D.625A632)
Engine - Spec S
*141D725 Carburetor (Gas)
*134D1810 Air Shutter Assy.
*403A792 Skid Base Assy.
416A522 Battery Support Plate
102B549 Oil Base
102B558 Oil Base Heater
309P196 Hi-Temp. Cut-Off Switch
309A195 Hi-Temp. Switch Bracket
508A126 Hi-Temp. Switch
Insulating Washer
508A127 Hi-Temp. Switch
Insulating Bushing
332A876 Hi-Temp. Switch Terminal

* - Refer to Accessory Section for Component Parts.

MODEL DATA SECTION

173

12JC-4R/7300R

Generator - 10JC/214
Control - Code 159 (W.D.612C2735)
Code 184 (W.D.615B230)
Code 221 (W.D.625A632)
Engine - Spec R
*141D720 Carburetor (Gas-Gaso)
*159B760 Reservoir Tank Assy.
134D1805 Air Outlet Duct
309P196 Hi-Temp. Cut-Off Switch
309A195 Hi-Temp. Switch Bracket
508A126 Hi-Temp. Switch
Insulating Washer
508A127 Hi-Temp. Switch
Insulating Bushing
332A876 Hi-Temp. Switch Terminal

12JC-4R/7367R

Generator - 10JC4N4C
Control - Code 316 (W.D.612C3588)
Code 221 (W.D.625A632)
Engine - Spec R
*141D725 Carburetor (Gas)
309P196 Hi-Temp. Cut-Off Switch
309A195 Hi-Temp. Switch Bracket
508A126 Hi-Temp. Switch
Insulating Washer
508A127 Hi-Temp. Switch
Insulating Bushing
332A876 Hi-Temp. Switch Terminal

12JC-4R/7393S

Generator - 10JC/219
Control - Code 32 (W.D.612B1543)
Code 149 (W.D.612C2657)
Code 319 (W.D.612C3594)
Code 208 (W.D.625A23)
Code 223 (W.D.625A711)
Engine - Spec S
*141D720 Carburetor (Gas-Gaso)
*405A1422 Housing Assy.
102B549 Oil Base
102B558 Oil Base Heater

12JC-4R/7507R

Generator - 10JC/214
Control - Code 160 (W.D.612C2736)
Code 180 (W.D.615B218)
Code 221 (W.D.625A632)
Engine - Spec R
*141D720 Carburetor (Gas-Gaso)
*134D1810 Air Shutter Assy.
309P196 Hi-Temp. Cut-Off Switch
309A195 Hi-Temp. Switch Bracket
508A126 Hi-Temp. Switch
Insulating Washer
508A127 Hi-Temp. Switch
Insulating Bushing
332A876 Hi-Temp. Switch Terminal

12JC-4R/7642R

Generator - 10JC4N4C
Control - Code 150 (W.D.612C2658)
Code 181 (W.D.615B221)
Code 221 (W.D.625A632)
Engine - Spec R
*141D725 Carburetor (Gas)
*403A792 Skid Base Assy.

12JC-4R/7642R (Cont.)

416A522 Battery Support Plate
309P196 Hi-Temp. Cut-Off Switch
309A195 Hi-Temp. Switch Bracket
508A126 Hi-Temp. Switch
Insulating Washer
508A127 Hi-Temp. Switch
Insulating Bushing
332A876 Hi-Temp. Switch
Terminal

12JC-4R/7784R

Generator - 10JC4N4C
Control - Code 29 (W.D.612B1487)
Code 32 (W.D.612B1543)
Code 150 (W.D.612C2658)
Code 208 (W.D.625A23)
Code 221 (W.D.625A632)

Engine - Spec R
*141D725 Carburetor (Gas)
*405A1422 Housing Assy.
309P196 Hi-Temp. Cut-Off
Switch
309P195 Hi-Temp. Switch
Bracket
508A126 Hi-Temp. Switch
Insulating Washer
508A127 Hi-Temp. Switch
Insulating Bushing
332A876 Hi-Temp. Switch
Terminal
102B549 Oil Base
102B558 Oil Base Heater

12JC-4R/7876S

Generator - 10JC4N4C
Control - Code 149 (W.D.612C2657)
Code 221 (W.D.625A632)
Engine - Spec S
*140K893 Carb. Air Heater Kit
*403A792 Skid Base Assy.
134D1805 Air Outlet Duct

12JC-4R/7905S

Generator - 10JC4N4C
Control - Code 32 (W.D.612B1543)
Code 149 (W.D.612C2657)
Code 340 (W.D.612B3777)
Code 221 (W.D.625A632)
Engine - Spec S
*140K893 Carb. Air Heater Kit
*405A1422 Housing Assy.

12JC-4R/7967S

Generator - 10JC/214
Control - Code 343 (W.D.612C3798)
Code 180 (W.D.615B218)
Code 221 (W.D.625A632)
Engine - Spec S
*141D725 Carburetor (Gas)
134D1805 Air Outlet Duct
154B1224 Intake Manifold
148A367 Vacuum Switch Regulator
148A674 Vacuum Switch Bracket
148A675 Vacuum Switch Line
502-20 Elbow - Regulator
502P82 Nipple - Regulator
Elbow to Tee

12JC-4R/7967S (Cont.)

502-1 Tee - Regulator to
Intake Manifold
502P369 Cap - Regulator Tee
502-3 Connector - Regulator
Line to Intake Manifold
309P196 Hi-Temp. Cut-Off Switch
309A195 Hi-Temp. Switch Bracket
508A126 Hi-Temp. Switch
Insulating Washer
508A127 Hi-Temp. Switch
Insulating Bushing
332A876 Hi-Temp. Switch
Terminal

12JC-4R/8003S

Generator - 10JC/214
Control - Code 23 (W.D.612B1469)
Code 32 (W.D.612B1543)
Code 160 (W.D.612C2736)
Code 208 (W.D.625A23)
Code 221 (W.D.625A632)

Engine - Spec S
*140K893 Carb. Air Heater Kit
*405A1422 Housing Assy.
309P196 Hi-Temp. Cut-Off Switch
309A195 Hi-Temp. Switch Bracket
508A126 Hi-Temp. Switch
Insulating Washer
508A127 Hi-Temp. Switch
Insulating Bushing
332A876 Hi-Temp. Switch
Terminal
102B549 Oil Base
102B558 Oil Base Heater

12JC-4R/8052S

Generator - 10JC4N4C
Control - Code 150 (W.D.612C2658)
Code 221 (W.D.625A632)
Engine - Spec S
*140K893 Carb. Air Heater Kit
*403A792 Skid Base Assy.

12JC-4R/8354S

Generator - 10JC4N4C
Control - Code 23 (W.D.612B1469)
Code 32 (W.D.612B1543)
Code 149 (W.D.612C2657)
Code 208 (W.D.625A23)
Code 221 (W.D.625A632)
Engine - Spec S
*141D725 Carburetor (Gas)
*405A1422 Housing Assy.
102B549 Oil Base
102B558 Oil Base Heater

12JC-4R/8405S

Generator - 10JC/214
Control - Code 159 (W.D.612C2735)
Code 221 (W.D.625A632)
Engine - Spec S
*140K893 Carb. Air Heater Kit
*134D1810 Air Shutter Assy.
*159B760 Reservoir Tank Assy.
309P196 Hi-Temp. Cut-Off Switch
309A195 Hi-Temp. Switch Bracket
(Cont. on next page)

* - Refer to Accessory Section for Component Parts.

MODEL DATA SECTION

12JC-4R/8405S (Cont.)

508A126 Hi-Temp. Switch
Insulating Washer
508A127 Hi-Temp. Switch
Insulating Bushing
332A876 Hi-Temp. Switch Terminal

12JC-4R/8451S

Generator - 10JC4N4C
Control - Code 23 (W.D.612B1469)
Code 32 (W.D.612B1543)
Code 149 (W.D.612C2657)
Code 221 (W.D.625A632)
Engine - Spec S
*141D725 Carburetor (Gas)
*405A1422 Housing Assy.

12JC-4R/8540S

Generator - 10JC4N4C
Control - Code 149 (W.D.612C2657)
Code 221 (W.D.625A632)
Engine - Spec S
*141D725 Carburetor (Gas)
112A92 Piston & Pin Assy. (4)

12JC-4R/8542S or 12.5JC-4R/8542S

Generator - 10JC4N4C
Control - Code 149 (W.D.612C2657)
Code 221 (W.D.625A632)
Engine - Spec S
*141D725 Carburetor (Gas)
134D1805 Air Outlet Duct
112A92 Piston & Pin Assy. (4)

12JC-4R/8545S

Generator - 10JC4N4C
Control - Code 149 (W.D.612C2657)
Code 175 (W.D.615B202)
Code 221 (W.D.625A632)
Engine - Spec S
*141D725 Carburetor (Gas)
134D1805 Air Outlet Duct
112A92 Piston & Pin Assy. (4)

12JC-4R/8610S

Generator - 10JC4N4C
Control - Code 149 (W.D.612C2657)
Code 221 (W.D.625A632)
Engine - Spec S
*141D725 Carburetor (Gas)
*405A792 Skid Base Assy.
134D1805 Air Outlet Duct
112A92 Piston & Pin Assy. (4)

12JC-4R/8627S

Generator - 10JC4N4C
Control - Code 32 (W.D.612B1543)
Code 150 (W.D.612C2658)
Code 208 (W.D.625A23)
Code 221 (W.D.625A632)
Engine - Spec S
*141D725 Carburetor (Gas)
*405A1421 Housing Assy.
102B549 Oil Base
102B558 Oil Base Heater
112A92 Piston & Pin Assy. (4)

12JC-4R/8628S

Generator - 10JC4N4C
Control - Code 149 (W.D.612C2657)
Code 175 (W.D.615B202)
Code 221 (W.D.625A632)
Engine - Spec S
*141D725 Carburetor (Gas)
112A92 Piston & Pin Assy. (4)

12JC-4R30/8114S

Generator - 10JC4N4C
Control - Code 258 (W.D.612C3077)
Code 297 (W.D.615B307)
Code 208 (W.D.625A23)
Code 221 (W.D.625A632)

Engine - Spec S

*140K893 Carb. Air Heater Kit
134D1805 Air Outlet Duct
102B549 Oil Base
102B558 Oil Base Heater
415K3 Underground Fuel Tank
(55 gal.) Incl.
Fittings
415K7 Fuel Line Kit (25 ft.
x 5/16") Incl. Elbows
& Connectors
307B845 Start Solenoid
306A195 Start Solenoid
Bracket
338A470 Starter to Solenoid
Harness

12JC-4R31/2468S or

12.5JC-4R31/2539S

Generator - 10JC4N4C
Control - Code 258 (W.D.612C3077)
Code 221 (W.D.625A632)

Engine - Spec S

*141D725 Carburetor (Gas)
134D1805 Air Outlet Duct
307B845 Start Solenoid
306A195 Start Solenoid
Bracket
338A470 Starter to Solenoid
Harness
307P312 Supply Line Fuel
Solenoid Valve -
Electric
149P558 Supply Line Fuel
Strainer

12JC-4R31/2488S

Generator - 10JC4N4C
Control - Code 258 (W.D.612C3077)
Code 295 (W.D.615B300)
Code 221 (W.D.625A632)

Engine - Spec S

*141D725 Carburetor (Gas)
134D1805 Air Outlet Duct
307B845 Start Solenoid
306A195 Start Solenoid
Bracket
338A470 Starter to Solenoid
Harness
307P312 Supply Line Fuel
Solenoid Valve -
Electric
149P558 Supply Line Fuel
Strainer

12JC-4R31/7464R

Generator - 10JC4N4C
Control - Code 258 (W.D.612C3077)
Code 175 (W.D.615B202)
Code 221 (W.D.625A632)

Engine - Spec R

*141D725 Carburetor (Gas)
307B845 Start Solenoid
306A195 Start Solenoid Bracket
307P312 Supply Line Fuel
Solenoid Valve -
Electric
149P558 Supply Line Fuel
Strainer

12JC-4R31/8541S

Generator - 10JC4N4C
Control - Code 258 (W.D.612C3077)
Code 295 (W.D.615B300)
Code 221 (W.D.625A632)

Engine - Spec S

*141D725 Carburetor (Gas)
134D1805 Air Outlet Duct
112A92 Piston & Pin Assy. (4)
307B845 Start Solenoid
306A195 Start Solenoid Bracket
338A470 Starter to Solenoid
Bracket
307P312 Supply Line Fuel
Solenoid Valve -
Electric
149P558 Supply Line Fuel
Strainer

12JC-4R131/3506R

Generator - 10JC4N4C
Control - Code 32 (W.D.612B1543)
Code 258 (W.D.612C3077)
Code 311 (W.D.612B3486)
Code 221 (W.D.625A632)

Engine - Spec R

*141D725 Carburetor (LPG)
*405A1421 Housing Assy.
307B845 Start Solenoid
306A195 Start Solenoid Bracket
338A470 Starter to Solenoid
Harness
307P312 Supply Line Fuel
Solenoid Valve -
Electric
149P558 Supply Line Fuel
Strainer

12JC-4R131/3506S

Generator - 10JC4N4C
Control - Code 32 (W.D.612B1543)
Code 258 (W.D.612C3077)
Code 311 (W.D.612B3486)
Code 221 (W.D.625A632)

Engine - Spec S

*141D725 Carburetor (LPG)
*405A1421 Housing Assy.
307B845 Start Solenoid
306A195 Start Solenoid Bracket
338A470 Starter to Solenoid
Harness
307P312 Supply Line Fuel Solenoid
Valve - Electric
149P558 Supply Line Fuel Strainer

* - Refer to Accessory Section for Component Parts.

MODEL DATA SECTION

175

12JC-4RV/1S or 12.5JC-4R/8100S

Generator - 10JC4N4C
Control - Code 149 (W.D.612C2657)
Code 221 (W.D.625A632)
Engine - Spec S
Vacu-Flo Cooled
*140K892 Carb. Air Heater Kit

12JC-4RV/12R

Generator - 10JC4N4C
Control - Code 149 (W.D.612C2657)
Code 221 (W.D.625A632)
Engine - Spec R
Vacu-Flo Cooled
*141D720 Carburetor (Gas-Gaso)

12JC-4RV/13S or 12.5JC-4R/8390S

Generator - 10JC4N4C
Control - Code 149 (W.D.612C2657)
Code 221 (W.D.625A632)
Engine - Spec S
Vacu-Flo Cooled
*141D725 Carburetor (Gas)

12JC-4RV/55S or 12.5JC-4R/8525S

Generator - 10JC4N4C
Control - Code 150 (W.D.612C2658)
Code 221 (W.D.625A632)
Engine - Spec S
Vacu-Flo Cooled
*141D720 Carburetor (Gas-Gaso)

12JC-4RV/2198S

Generator - 10JC4N4C
Control - Code 150 (W.D.612C2658)
Code 221 (W.D.625A632)
Engine - Spec S
Vacu-Flo Cooled
*140K892 Carb. Air Heater Kit
309P162 Hi-Temp. Cut-Off Switch
338A337 Hi-Temp. Switch Wiring
Harness

12JC-4RV/6197S

Generator - 10JC4N4C
Control - Code 150 (W.D.612C2658)
Code 180 (W.D.615B218)
Code 221 (W.D.625A632)
Engine - Spec S
Vacu-Flo Cooled
*141D725 Carburetor (Gas)
*403A792 Skid Base Assy.
416A522 Battery Support Plate
309P162 Hi-Temp. Cut-Off Switch
338A337 Hi-Temp. Switch Wiring
Harness

12JC-4RV/7509S

Generator - 10JC4N4C
Control - Code 150 (W.D.612C2658)
Code 175 (W.D.615B202)
Code 221 (W.D.625A632)
Engine - Spec S
Vacu-Flo Cooled
*140K892 Carb. Air Heater Kit
309P162 Hi-Temp. Cut-Off Switch
338A337 Hi-Temp. Switch Wiring
Harness

12JC-4RV/8540S

Generator - 10JC4N4C
Control - Code 149 (W.D.612C2657)
Code 221 (W.D.625A632)
Engine - Spec S
Vacu-Flo Cooled
*141D725 Carburetor (Gas)
112A92 Piston & Pin Assy. (4)

12JC-4XE/7829S

Generator - 10RJC4XN1A
Control - Code 337 (W.D.612B3751)
Code 212 (W.D.625A423)
Engine - Spec S
140P721 Air Cleaner
140C645 Air Cleaner Adapter
140P722 Air Cleaner Band (2)
503A444 Air Cleaner Hose
503P365 Air Cleaner Hose Clamp
(2)
140P723 Carb. Air Pre-Cleaner
103B221 Cover - Accessory
Drive Hole
159C592 Fuel Tank
159A594 Fuel Tank Band (2)
501A8 Fuel Line
504A13 Tank Shut-Off Valve

12JC-4XR/1S or 12.5JC-4XR/1S

Generator - 10JC4XN1C
Control - Code 97 (W.D.612C2240)
Code 212 (W.D.625A423)
Engine - Spec S
*140K894 Carb. Air Heater Kit

12JC-4XR/13S or 12.5JC-4XR/13S

Generator - 10JC4XN1C
Control - Code 97 (W.D.612C2240)
Code 212 (W.D.625A423)
Engine - Spec S
*141D725 Carburetor (Gas)

12JC-4XR31/1S

Generator - 10JC4XN1C
Control - Code 260 (W.D.612C3100)
Code 212 (W.D.625A423)
Engine - Spec S
*141D725 Carburetor (Gas)
307B845 Start Solenoid
306A195 Start Solenoid Bracket
338A470 Starter to Solenoid
Harness
307P312 Supply Line Fuel
Solenoid Valve -
Electric
149P558 Supply Line Fuel
Strainer

12JC-4XR/1041S

Generator - 10JC4XN1C
Control - Code 32 (W.D.612B1543)
Code 97 (W.D.612C2240)
Code 212 (W.D.625A423)
Engine - Spec S
*140K893 Carb. Air Heater Kit
*405A1421 Housing Assy.
*159A799 Fuel Tank Assy.

12JC-4XR/1047S

Generator - 10JC4XN1C
Control - Code 32 (W.D.612B1543)
Code 65 (W.D.612B1859)
Code 97 (W.D.612C2240)
Code 212 (W.D.625A423)
Engine - Spec S
*141D720 Carburetor (Gas-Gaso)
*405A1422 Housing Assy.

12JC-4XR/1075S

Generator - 10JC4XN1C
Control - Code 32 (W.D.612B1543)
Code 97 (W.D.612C2240)
Code 212 (W.D.625A423)
Engine - Spec S
*141D725 Carburetor (Gas)
*405A1421 Housing Assy.

12JC-4XR/1142S

Generator - 10JC4XN1C
Control - Code 101 (W.D.612C2244)
Code 177 (W.D.615B214)
Code 212 (W.D.625A423)
Engine - Spec S
*140K894 Carb. Air Heater Kit
*159B760 Reservoir Tank Assy.
309P196 Hi-Temp. Cut-Off Switch
309A195 Hi-Temp. Switch Bracket
508A126 Hi-Temp. Switch
Insulating Washer
508A127 Hi-Temp. Switch
Insulating Bushing
332A876 Hi-Temp. Switch Terminal

12JC-4XR/2539S or 12.5JC-4XR/2539S

Generator - 10JC4XN1C
Control - Code 97 (W.D.612C2240)
Code 212 (W.D.625A423)
Engine - Spec S
*141D725 Carburetor (Gas)
134D1805 Air Outlet Duct

12JC-4XR/2660R

Generator - 10JC4XN1C
Control - Code 97 (W.D.612C2240)
Code 183 (W.D.615B229)
Code 212 (W.D.625A423)
Engine - Spec R
*141D725 Carburetor (Gas)

12JC-4XR/2865S

Generator - 10JC4XN1C
Control - Code 101 (W.D.612C2244)
Code 201 (W.D.615B280)
Code 212 (W.D.625A423)
Engine - Spec S
*141D725 Carburetor (Gas)

12JC-4XR/2896S

Generator - 10JC4XN1C
Control - Code 101 (W.D.612C2244)
Code 212 (W.D.625A423)
Engine - Spec S
*141D725 Carburetor (Gas)
309P196 Hi-Temp. Cut-Off Switch
309A195 Hi-Temp. Switch Bracket
(Cont. on next page)

* - Refer to Accessory Section for Component Parts.

MODEL DATA SECTION

12JC-4XR/2896S (Cont.)

508A126 Hi-Temp. Switch
Insulating Washer
508A127 Hi-Temp. Switch
Insulating Bushing
332A876 Hi-Temp. Switch Terminal

12JC-4XR/3742S or 12.5JC-4XR/3742S

Generator - 10JC4XN1C
Control - Code 101 (W.D.612C2244)
Code 212 (W.D.625A423)
Engine - Spec S
*141D725 Carburetor (Gas)
134D1805 Air Outlet Duct
309P196 Hi-Temp. Cut-Off Switch
309A195 Hi-Temp. Switch Bracket
508A126 Hi-Temp. Switch
Insulating Washer
508A127 Hi-Temp. Switch
Insulating Bushing
332A876 Hi-Temp. Switch Terminal

12JC-4XR/5154S

Generator - 10JC/377
Control - Code 325 (W.D.612C3652)
Code 201 (W.D.615B280)
Code 215 (W.D.625A496)
Engine - Spec S
*141D725 Carburetor (Gas)
134D1805 Air Outlet Duct
309P196 Hi-Temp. Cut-Off Switch
309A195 Hi-Temp. Switch Bracket
508A126 Hi-Temp. Switch
Insulating Washer
508A127 Hi-Temp. Switch
Insulating Bushing
332A876 Hi-Temp. Switch Terminal

12JC-4XR/6077S

Generator - 10JC/182
Control - Code 138 (W.D.612C2556)
Code 201 (W.D.615B280)
Code 212 (W.D.625A423)
Engine - Spec S
*141D720 Carburetor (Gas-Gaso)
*134D1810 Air Shutter Assy.
309P196 Hi-Temp. Cut-Off Switch
309A195 Hi-Temp. Switch Bracket
508A126 Hi-Temp. Switch
Insulating Washer
508A127 Hi-Temp. Switch
Insulating Bushing
332A876 Hi-Temp. Switch Terminal

12JC-4XR/6399R

Generator - 10JC/182
Control - Code 107 (W.D.612C2267)
Code 208 (W.D.625A23)
Code 212 (W.D.625A423)
Engine - Spec R
*141D720 Carburetor (Gas-Gaso)
102B549 Oil Base
102B558 Oil Base Heater
309P196 Hi-Temp. Cut-Off Switch
309A195 Hi-Temp. Switch Bracket
508A126 Hi-Temp. Switch
Insulating Washer

12JC-4XR/6399R (Cont.)

508A127 Hi-Temp. Switch
Insulating Bushing
332A876 Hi-Temp. Switch
Terminal

12JC-4XR/6622S

Generator - 10JC/182
Control - Code 142 (W.D.612C2600)
Code 201 (W.D.615B280)
Code 212 (W.D.625A423)
Engine - Spec S
*141D725 Carburetor (Gas)
134D1805 Air Outlet Duct

12JC-4XR/7351R

Generator - 10JC/73
Control - Code 189 (W.D.612C3492)
Code 186 (W.D.615B234)
Code 215 (W.D.625A496)
Engine - Spec R
*140K893 Carb. Air Heater Kit
134D1805 Air Outlet Duct

12JC-4XR/7368R

Generator - 10JC4XN1C
Control - Code 32 (W.D.612B1543)
Code 101 (W.D.612C2244)
Code 317 (W.D.612A3589)
Code 212 (W.D.625A423)
Engine - Spec R
*141D720 Carburetor (Gas-Gaso)
*405A1422 Housing Assy.
309P196 Hi-Temp. Cut-Off
Switch
309A195 Hi-Temp. Switch
Bracket
508A126 Hi-Temp. Switch
Insulating Washer
508A127 Hi-Temp. Switch
Insulating Bushing
332A876 Hi-Temp. Switch
Terminal

12JC-4XR/7368S

Generator - 10JC4XN1C
Control - Code 32 (W.D.612B1543)
Code 101 (W.D.612C2244)
Code 317 (W.D.612A3589)
Code 212 (W.D.625A423)
Engine - Spec S
*141D720 Carburetor (Gas-Gaso)
*405A1422 Housing Assy.
309P196 Hi-Temp. Cut-Off
Switch
309A195 Hi-Temp. Switch
Bracket
508A126 Hi-Temp. Switch
Insulating Washer
508A127 Hi-Temp. Switch
Insulating Bushing
332A876 Hi-Temp. Switch
Terminal

12JC-4XR/7495S

Generator - 10JC4XN1C
Control - Code 110 (W.D.612B2285)
Code 186 (W.D.615B234)
Code 208 (W.D.625A23)
Code 212 (W.D.625A423)
Engine - Spec S
*141D725 Carburetor (Gas)
134D1805 Air Outlet Duct
102B549 Oil Base
102B558 Oil Base Heater

12JC-4XR/7504R

Generator - 10JC/182
Control - Code 32 (W.D.612B1543)
Code 107 (W.D.612C2267)
Code 228 (W.D.612B2378)
Code 208 (W.D.625A23)
Code 212 (W.D.625A423)
Engine - Spec R
*141D725 Carburetor (Gas-Gaso)
*405A1422 Housing Assy.
102B549 Oil Base
102B558 Oil Base Heater

12JC-4XR/7504S

Generator - 10JC/182
Control - Code 32 (W.D.612B1543)
Code 107 (W.D.612C2267)
Code 228 (W.D.612C2378)
Code 208 (W.D.625A23)
Code 212 (W.D.625A423)
Engine - Spec S
*141D720 Carburetor (Gas-Gaso)
*405A1422 Housing Assy.
102B549 Oil Base
102B558 Oil Base Heater

12JC-4XR/7509S or 12.5JC-4XR/7509S

Generator - 10JC4XN1C
Control - Code 101 (W.D.612C2244)
Code 177 (W.D.615B214)
Code 212 (W.D.625A423)
Engine - Spec S
309P196 Hi-Temp. Cut-Off Switch
309A195 Hi-Temp. Switch Bracket
508A126 Hi-Temp. Switch
Insulating Washer
508A127 Hi-Temp. Switch
Insulating Bushing
332A876 Hi-Temp. Switch Terminal
*140K894 Carb. Air Heater Kit

12JC-4XR/7794S

Generator - 10JC4XN1C
Control - Code 101 (W.D.612C2244)
Code 201 (W.D.615B280)
Code 208 (W.D.625A23)
Code 212 (W.D.625A423)
Engine - Spec S
*403A792 Skid Base Assy.
416B522 Battery Support Plate
*141D725 Carburetor (Gas)
309P196 Hi-Temp. Cut-Off Switch
309A195 Hi-Temp. Switch Bracket
508A126 Hi-Temp. Switch
Insulating Washer

(Cont. on next page)

* - Refer to Accessory Section for Component Parts.

MODEL DATA SECTION

177

12JC-4XR/7794S (Cont.)

508A127 Hi-Temp. Switch
Insulating Bushing
332A876 Hi-Temp. Switch Terminal
102B549 Oil Base
102B558 Oil Base Heater

12JC-4XR/8182S

Generator - 10JC/182
Control - Code 32 (W.D.612B1543)
Code 228 (W.D.612B2378)
Code 138 (W.D.612C2556)
Code 212 (W.D.625A423)
Engine - Spec S
*140K893 Carb. Air Heater Kit
*405A1424 Housing Assy. - NOTE:
Uses #134D1810 Air
Shutter Assy.
*159A799 Fuel Tank Assy.
309P196 Hi-Temp. Cut-Off Switch
309P195 Hi-Temp. Switch Bracket
508A126 Hi-Temp. Switch
Insulating Washer
508A127 Hi-Temp. Switch
Insulating Bushing
332A876 Hi-Temp. Switch Terminal

12JC-4XR/8542S

Generator - 10JC4XN1C
Control - Code 97 (W.D.612C2240)
Code 212 (W.D.625A423)
Engine - Spec S
*141D725 Carburetor (Gas)
134D1805 Air Outlet Duct
112A92 Piston & Pin Assy. (4)

12JC-4XR/8547S

Generator - 10JC4XN1C
Control - Code 101 (W.D.612C2244)
Code 212 (W.D.625A423)
Engine - Spec S
*141D725 Carburetor (Gas)
112A92 Piston & Pin Assy. (4)
309P196 Hi-Temp. Cut-Off Switch
309A195 Hi-Temp. Switch Bracket
508A126 Hi-Temp. Switch
Insulating Washer
508A127 Hi-Temp. Switch
Insulating Bushing
332A876 Hi-Temp. Switch Terminal

12JC-4XR/8608S or 12.5JC-4XR/8608S

Generator - 10JC4XN1C
Control - Code 32 (W.D.612B1543)
Code 345 (W.D.612C3827)
Code 212 (W.D.625A423)
* Engine - Spec S
*405A1421 Housing Assy.
*141D725 Carburetor (Gas)
*140K677 Oil Bath Air Cleaner Kit
309P196 Hi-Temp. Cut-Off Switch
309A195 Hi-Temp. Switch Bracket
508A126 Hi-Temp. Switch
Insulating Washer
508A127 Hi-Temp. Switch
Insulating Bushing
332A876 Hi-Temp. Switch Terminal

12JC-4XR/8609S

Generator - 10JC/182
Control - Code 142 (W.D.612C2600)
Code 201 (W.D.615B280)
Code 212 (W.D.625A423)
Engine - Spec S
*141D725 Carburetor (Gas)
134D1805 Air Outlet Duct
112A92 Piston & Pin Assy. (4)

12JC-4XR31/8448S or

12.5JC-4XR31/8448S

Generator - 10JC/182
Control - Code 358 (W.D.612C3957)
Code 208 (W.D.625A23)
Code 212 (W.D.625A423)
Engine - Spec S
*141D725 Carburetor (Gas)
134D1805 Air Outlet Duct
309P196 Hi-Temp. Cut-Off
Switch
309A195 Hi-Temp. Switch
Bracket
508A126 Hi-Temp. Switch
Insulating Washer
508A127 Hi-Temp. Switch
Insulating Bushing
332A876 Hi-Temp. Switch
Terminal
102B549 Oil Base
102B558 Oil Base Heater
307B845 Start Solenoid
306A195 Start Solenoid
Bracket
338A470 Starter to Solenoid
Harness
307P312 Supply Line Fuel
Solenoid Valve -
Electric
149P558 Supply Line Fuel
Strainer

12JC-4XR31/8539S

Generator - 10JC4XN1C
Control - Code 260 (W.D.612C3100)
Code 212 (W.D.625A423)
Engine - Spec S
*141D725 Carburetor (Gas)
112A92 Piston & Pin Assy. (4)
307B845 Start Solenoid
306A195 Start Solenoid
Bracket
338A470 Starter to Solenoid
Harness
307P312 Supply Line Fuel
Solenoid Valve -
Electric
149P558 Supply Line Fuel
Strainer

12JC-4XR131/6507R

Generator - 10JC4XN1C
Control - Code 32 (W.D.612B1543)
Code 260 (W.D.612C3100)
Code 212 (W.D.625A423)
Engine - Spec R
*141D725 Carburetor (LPG)

12JC-4XR131/6507R (Cont.)

*405A1423 Housing Assy. - NOTE:
Uses #134D1810 Air
Shutter Assy.
307B845 Start Solenoid
306A195 Start Solenoid Bracket
338A470 Starter to Solenoid
Harness
307P312 Supply Line Fuel
Solenoid Valve -
Electric
149P558 Supply Line Fuel
Strainer

12JC-4XR131/7672R

Generator - 10JC4XN1C
Control - Code 331 (W.D.612C3697)
Code 369 (W.D.615B334)
Code 212 (W.D.625A423)
Engine - Spec R
*141D725 Carburetor (LPG)
307P845 Start Solenoid
306A195 Start Solenoid Bracket
338A470 Starter to Solenoid
Harness
307P312 Supply Line Fuel
Solenoid Valve -
Electric
149P558 Supply Line Fuel
Strainer

12JC-4XRV/13S

Generator - 10JC4XN1C
Control - Code 94 (W.D.612C2240)
Code 212 (W.D.625A423)
Engine - Spec S
Vacu-Flo Cooled
*141D725 Carburetor (Gas)

12JC-4XRV/1593S

Generator - 10JC4XN1C
Control - Code 101 (W.D.612C2244)
Code 212 (W.D.625A423)
Engine - Spec S
Vacu-Flo Cooled
*140K892 Carb. Air Heater Kit
*159B760 Reservoir Tank Assy.
309P162 Hi-Temp. Cut-Off
Switch
338A337 Hi-Temp. Switch
Wiring Harness

12JC-4XRV/8349S

Generator - 10JC4XN1C
Control - Code 97 (W.D.612C2240)
Code 177 (W.D.615B214)
Code 212 (W.D.625A423)
Engine - Spec S
Vacu-Flo Cooled
*141D725 Carburetor (Gas)
*403A792 Skid Base Assy.
416A522 Battery Support Plate
112A92 Piston & Pin Assy. (4)

* - Refer to Accessory Section for Component Parts.

MODEL DATA SECTION

12JC-4XRV/8540S

Generator - 10JC4XN1C
Control - Code 97 (W.D.612C2240)
Code 212 (W.D.625A423)
Engine - Spec S
Vacu-Flo Cooled
*141D725 Carburetor (Gas)
112A92 Piston & Pin Assy. (4)

12JC-5DR/1S or 12.5JC-5DR/1S

Generator - 10JC5DN1C
Control - Code 98 (W.D.612C2241)
Code 212 (W.D.625A423)
Engine - Spec S
*140K894 Carb. Air Heater Kit

12JC-5DR/248S

Generator - 10JC5DN1C
Control - Code 98 (W.D.612C2241)
Code 208 (W.D.625A23)
Code 212 (W.D.625A423)
Engine - Spec S
*140K894 Carb. Air Heater Kit
102B549 Oil Base
102B558 Oil Base Heater

12JC-5DR31/1S

Generator - 10JC5DN1C
Control - Code 259 (W.D.612C3099)
Code 212 (W.D.625A423)
Engine - Spec S
*141D725 Carburetor (Gas)
307B845 Start Solenoid
306A195 Start Solenoid Bracket
338A470 Starter to Solenoid
Harness
307P312 Supply Line Fuel
Solenoid Valve -
Electric
149P558 Supply Line Fuel
Strainer

12JC-5DR/862S

Generator - 10JC5DN1C
Control - Code 98 (W.D.612C2241)
Code 208 (W.D.625A23)
Code 212 (W.D.625A423)
Engine - Spec S
Vacu-Flo Cooled
*141D725 Carburetor (Gas)
102B549 Oil Base
102B558 Oil Base Heater

12JC-5DR131/1R

Generator - 10JC5DN1C
Control - Code 259 (W.D.612C3099)
Code 212 (W.D.625A423)
Engine - Spec R
*141D725 Carburetor (LPG)
307B845 Start Solenoid
306A195 Start Solenoid Bracket
338A470 Starter to Solenoid
Harness
307P312 Supply Line Fuel
Solenoid Valve -
Electric
149P558 Supply Line Fuel
Strainer

12JC-5DR/2198S

Generator - 10JC5DN1C
Control - Code 102 (W.D.612C2245)
Code 212 (W.D.625A423)
Engine - Spec S
*140K894 Carb. Air Heater Kit
309P196 Hi-Temp. Cut-Off
Switch
309A195 Hi-Temp. Switch
Bracket
508A126 Hi-Temp. Switch
Insulating Washer
508A127 Hi-Temp. Switch
Insulating Bushing
332A876 Hi-Temp. Switch
Terminal

12JC-5DR/2442R

Generator - 10JC5DN1C
Control - Code 98 (W.D.612C2241)
Code 212 (W.D.625A423)
Engine - Spec R
*141D720 Carburetor (Gas-Gaso)
134D1805 Air Outlet Duct

12JC-5DR/2493R

Generator - 10JC5DN1C
Control - Code 32 (W.D.612B1543)
Code 249 (W.D.612C2977)
Code 212 (W.D.625A423)
Engine - Spec R
*141D725 Carburetor (Gas)
*405A1421 Housing Assy.

12JC-5DR/2539S

Generator - 10JC5DN1C
Control - Code 98 (W.D.612C2241)
Code 212 (W.D.625A423)
Engine - Spec S
*141D725 Carburetor (Gas)
134D1805 Air Outlet Duct

12JC-5DR/5811R

Generator - 10JC5DN1C
Control - Code 32 (W.D.612B1543)
Code 102 (W.D.612C2245)
Code 212 (W.D.625A423)
Engine - Spec R
*140K893 Carb. Air Heater Kit
*405A1421 Housing Assy.
309P196 Hi-Temp. Cut-Off
Switch
309A195 Hi-Temp. Switch
Bracket
508A126 Hi-Temp. Switch
Insulating Washer
508A127 Hi-Temp. Switch
Insulating Bushing
332A876 Hi-Temp. Switch
Terminal

12JC-5DR/6153S or 12.5JC-5DR/6153S

Generator - 10JC5DN1C
Control - Code 102 (W.D.612C2245)
Code 212 (W.D.625A423)
Engine - Spec S
*140K893 Carb. Air Heater Kit
*134D1810 Air Shutter Assy.

12JC-5DR/6153S or

12.5JC-5DR/6153S (Cont.)

309P196 Hi-Temp. Cut-Off Switch
309A195 Hi-Temp. Switch Bracket
508A126 Hi-Temp. Switch
Insulating Washer
508A127 Hi-Temp. Switch
Insulating Bushing
332A876 Hi-Temp. Switch
Terminal

12JC-5DR/6428S

Generator - 10JC/280
Control - Code 103 (W.D.612C2248)
Code 212 (W.D.625A423)
Engine - Spec S
*141D725 Carburetor (Gas)
309P196 Hi-Temp. Cut-Off Switch
309A195 Hi-Temp. Switch Bracket
508A126 Hi-Temp. Switch
Insulating Washer
508A127 Hi-Temp. Switch
Insulating Bushing
332A876 Hi-Temp. Switch
Terminal

12JC-5DR/6732S

Generator - 10JC5DN1C
Control - Code 32 (W.D.612B1543)
Code 98 (W.D.612C2241)
Code 208 (W.D.625A23)
Code 212 (W.D.625A423)
Engine - Spec S
*141D725 Carburetor (Gas)
*405A1423 Housing Assy. - NOTE:
Uses #134D1810 Air
Shutter Assy.
102B549 Oil Base
102B558 Oil Base Heater

12JC-5DR/6834S

Generator - 10JC5DN1C
Control - Code 102 (W.D.612C2245)
Code 212 (W.D.625A423)
Engine - Spec S
*141D725 Carburetor (Gas)
*134D1810 Air Shutter Assy.

12JC-5DR/7286S

Generator - 10JC5DN1C
Control - Code 32 (W.D.612B1543)
Code 34 (W.D.612B1556)
Code 102 (W.D.612C2245)
Code 212 (W.D.625A423)
Engine - Spec S
*140K893 Carb. Air Heater Kit
*405A1422 Housing Assy.
*159A799 Fuel Tank Assy.
309P196 Hi-Temp. Cut-Off Switch
309A195 Hi-Temp. Switch Bracket
508A126 Hi-Temp. Switch
Insulating Washer
508A127 Hi-Temp. Switch
Insulating Bushing
332A876 Hi-Temp. Switch
Terminal

* - Refer to Accessory Section for Component Parts.

MODEL DATA SECTION

179

12JC-5DR/7325R

Generator - 10JC5DN1C
Control - Code 98 (W.D.612C2241)
Code 178 (W.D.615B216)
Code 212 (W.D.625A423)
320-187 Circuit Breaker Tie Bar
Engine - Spec R
*141D725 Carburetor (Gas)
134D1805 Air Outlet Duct

12JC-5DR/7771S

Generator - 10JC/389
Control - Code 334 (W.D.612C3728)
Code 178 (W.D.615B216)
Code 215 (W.D.625A496)
Engine - Spec S
*141D725 Carburetor (Gas)
*123K748 Oil Level Maintainer Kit
*403A792 Skid Base Assy.
416B522 Battery Support Plate
134D1805 Air Outlet Duct
309P196 Hi-Temp. Cut-Off Switch
309A195 Hi-Temp. Switch Bracket
508A126 Hi-Temp. Switch
Insulating Washer
508A127 Hi-Temp. Switch
Insulating Bushing
332A876 Hi-Temp. Switch
Terminal

12JC-5DR/7856S

Generator - 10JC5DN1C
Control - Code 288 (W.D.612C3483)
Code 208 (W.D.625A23)
Code 212 (W.D.625A423)
Engine - Spec S
*141D725 Carburetor (Gas)
*134D1810 Air Shutter Assy.
102B549 Oil Base
102B558 Oil Base Heater

12JC-5DR/8316S

Generator - 10JC/280
Control - Code 32 (W.D.612B1543)
Code 66 (W.D.612B1869)
Code 103 (W.D.612C2248)
Code 208 (W.D.625A23)
Code 212 (W.D.625A423)
Engine - Spec S
*141D725 Carburetor (Gas)
*405A1424 Housing Assy. - NOTE:
Uses #134D1810 Air
Shutter Assy.
112A92 Piston & Pin Assy. (4)
102B549 Oil Base
102B558 Oil Base Heater
309P196 Hi-Temp. Cut-Off Switch
309A195 Hi-Temp. Switch Bracket
508A126 Hi-Temp. Switch
Insulating Washer
508A127 Hi-Temp. Switch
Insulating Bushing
332A876 Hi-Temp. Switch
Terminal

12JC-5DR/8629S

Generator - 10JC5DN1C
Control - Code 32 (W.D.612B1543)
Code 98 (W.D.612C2241)
Code 208 (W.D.625A23)
Code 212 (W.D.625A423)
Engine - Spec S
*141D725 Carburetor (Gas)
*405A1423 Housing Assy. - Note:
Uses #134D1810 Air
Shutter Assy.
112A92 Piston & Pin Assy. (4)
102B549 Oil Base
102B558 Oil Base Heater

12JC-5DR31/8539S

Generator - 10JC5DN1C
Control - Code 259 (W.D.612C3099)
Code 212 (W.D.625A423)
Engine - Spec S
*141D725 Carburetor (Gas)
112A92 Piston & Pin Assy. (4)
307B845 Start Solenoid
306A195 Start Solenoid Bracket
338A470 Starter to Solenoid
Harness
307P312 Supply Line Fuel
Solenoid Valve -
Electric
149P558 Supply Line Fuel
Strainer

12JC-5DRV/1S or 12.5JC-5DR/8100S

Generator - 10JC5DN1C
Control - Code 98 (W.D.612C2241)
Code 212 (W.D.625A423)
Engine - Spec S
Vacu-Flo Cooled
*140K892 Carb. Air Heater Kit

12JC-5DRV/2896S or 12.5JC-5DR/8505S

Generator - 10JC5DN1C
Control - Code 102 (W.D.612C2245)
Code 212 (W.D.625A423)
Engine - Spec S
Vacu-Flo Cooled
*141D725 Carburetor (Gas)
309P162 Hi-Temp. Cut-Off
Switch
338A337 Hi-Temp. Switch
Wiring Harness

12JC-8R/2701R

Generator - 10JC/378
Control - Code 150 (W.D.612C2658)
Code 221 (W.D.625A632)
Engine - Spec R
*140K893 Carb. Air Heater Kit
134D1805 Air Outlet Duct
309P196 Hi-Temp. Cut-Off
Switch
309A195 Hi-Temp. Switch
Bracket
508A126 Hi-Temp. Switch
Insulating Washer
508A127 Hi-Temp. Switch
Insulating Bushing
332A876 Hi-Temp. Switch
Terminal

12JC-9XR/1869S

Generator - 10JC9XN1C
Control - Code 99 (W.D.612C2242)
Code 212 (W.D.625A423)
Engine - Spec S
*141D725 Carburetor (Gas)
154B1224 Intake Manifold
148A367 Vacuum Switch Regulator
148A674 Vacuum Switch Bracket
148A675 Vacuum Switch Line
502-20 Elbow - Regulator
502P82 Nipple - Regulator
Elbow to Tee
502-1 Tee - Regulator to
Intake Manifold
502P369 Cap - Regulator Tee
502-3 Connector - Regulator
Line to Intake Manifold

12JC-9XR/2198S

Generator - 10JC9XN1C
Control - Code 226 (W.D.612C2246)
Code 212 (W.D.625A423)
Engine - Spec S
*140K894 Carb. Air Heater Kit
309A195 Hi-Temp. Switch Bracket
508A126 Hi-Temp. Switch
Insulating Washer
508A127 Hi-Temp. Switch
Insulating Bushing
332A876 Hi-Temp. Switch Terminal
309P196 Hi-Temp. Cut-Off Switch

12JC-53R/1S

Generator - 12.5JC53N4C
Control - Code 147 (W.D.612C2655)
Code 222 (W.D.625A633)
Engine - Spec S
*140K894 Carb. Air Heater Kit

12JC-53RV/1R

Generator - 12.5JC53N4C
Control - Code 147 (W.D.612C2655)
Code 222 (W.D.625A633)
Engine - Spec R
Vacu-Flo Cooled
*140K894 Carb. Air Heater Kit

12JC-57R/1S

Generator - 12.5JC57N4C
Control - Code 149 (W.D.612C2657)
Code 222 (W.D.625A633)
Engine - Spec S
*140K894 Carb. Air Heater Kit

12JC-57R/507R

Generator - 12.5JC57N4C
Control - Code 149 (W.D.612C2657)
Code 222 (W.D.625A633)
Engine - Spec R
*140K894 Carb. Air Heater Kit
*403A792 Skid Base Assy.
416B522 Battery Support Plate

* - Refer to Accessory Section for Component Parts.

MODEL DATA SECTION

12JC-57R/1041S

Generator - 12.5JC57N4C
Control - Code 32 (W.D.612B1543)
Code 149 (W.D.612C2657)
Code 222 (W.D.625A633)
Engine - Spec S
*140K893 Carb. Air Heater Kit
*405A1421 Housing Assy.
*159A799 Fuel Tank Assy.

12JC-57R/2198S

Generator - 12.5JC57N4C
Control - Code 150 (W.D.612C2658)
Code 222 (W.D.625A633)
Engine - Spec S
*140K894 Carb. Air Heater Kit
309P196 Hi-Temp. Cut-Off Switch
309A195 Hi-Temp. Switch Bracket
508A126 Hi-Temp. Switch
Insulating Washer
508A127 Hi-Temp. Switch
Insulating Bushing
332A876 Hi-Temp. Switch Terminal

12JC-57XR/13S

Generator - 12.5JC/303
Control - Code 265 (W.D.612C3210)
Code 222 (W.D.625A633)
Engine - Spec S
*141D725 Carburetor (Gas)

12JC-57XR/7991S or 12.5JC-57XR/7991S

Generator - 12.5JC/303
Control - Code 344 (W.D.612C3804)
Code 222 (W.D.625A633)
Engine - Spec S
*141D725 Carburetor (Gas)

12JC-99R/7552R

Generator - 10JC/380
Control - Code 326 (W.D.612C3653)
Code 380 (W.D.625A920)
Engine - Spec R
*141D720 Carburetor (Gas-Gaso)
*123K748 Oil Level Maintainer Kit
309P196 Hi-Temp. Cut-Off Switch
309A195 Hi-Temp. Switch Bracket
508A126 Hi-Temp. Switch
Insulating Washer
508A127 Hi-Temp. Switch
Insulating Bushing
332A876 Hi-Temp. Switch Terminal

12JC-599R/7485R

Generator - 12.5JC/373
Control - Code 321 (W.D.612C3624)
Code 376 (W.D.625A603)
Engine - Spec R
*140K894 Carb. Air Heater Kit
309P196 Hi-Temp. Cut-Off Switch
309A195 Hi-Temp. Switch Bracket
508A126 Hi-Temp. Switch
Insulating Washer
508A127 Hi-Temp. Switch
Insulating Bushing
332A876 Hi-Temp. Switch Terminal

15JC-1R31/1S or 15.0JC-1R31/13S

Generator - 15JC3N4C
Control - Code 257 (W.D.612C3076)
Code 221 (W.D.625A632)
Engine - Spec S
*141D725 Carburetor (Gas)
307B845 Start Solenoid
306A195 Start Solenoid Bracket
307P312 Supply Line Fuel
Solenoid Valve -
Electric
149P558 Supply Line Fuel
Strainer

15JC-2XR/7401R

Generator - 15JC/322
Control - Code 320 (W.D.612C3598)
Code 208 (W.D.625A23)
Code 212 (W.D.625A423)
Engine - Spec R
*140K893 Carb. Air Heater Kit
134D1805 Air Outlet Duct
102B549 Oil Base
102B558 Oil Base Heater
309P196 Hi-Temp. Cut-Off
Switch
309A195 Hi-Temp. Switch
Bracket
508A126 Hi-Temp. Switch
Insulating Washer
508A127 Hi-Temp. Switch
Insulating Bushing
332A876 Hi-Temp. Switch
Terminal

18JC-2XR/7826S

Generator - 15JC/396
Control - Code 336 (W.D.612C3750)
Code 208 (W.D.625A23)
Code 212 (W.D.625A423)
Engine - Spec S
*141D725 Carburetor (Gas)
134D1805 Air Outlet Duct
102B549 Oil Base
102B558 Oil Base Heater

15JC-3E/3728R

Generator - 18JC/375
Control - Code 324 (W.D.612B3641)
Code 379 (W.D.625A915)
Engine - Spec R
*140K893 Carb. Air Heater Kit
*134D1810 Air Shutter Assy.
R.T.F. Cylinder Block Assy.
102B633 Oil Base
338B486 Starter to Control
Harness
*161A247 Magneto - Incl. Gear
167-199 Spark Plug (4)
167B1432 Spark Plug Cable -
Short (2)
167B1433 Spark Plug Cable -
Long (2)
134B1499 Housing Bottom Panel
134D1533 Grille & Crank Support
134D1979 Housing Cover

15JC-3R/1S or 15.0JC-3CR/1S

Generator - 15JC3N4C
Control - Code 147 (W.D.612C2655)
Code 221 (W.D.625A632)
Engine - Spec S
*140K894 Carb. Air Heater Kit

15JC-3R/7S

Generator - 15JC3N4C
Control - Code 32 (W.D.612B1543)
Code 147 (W.D.612C2655)
Code 221 (W.D.625A632)
Engine - Spec S
*140K893 Carb. Air Heater Kit
*405A1421 Housing Assy.

15JC-3R/12S or 15.0JC-3CR/12S

Generator - 15JC3N4C
Control - Code 147 (W.D.612C2655)
Code 221 (W.D.625A632)
Engine - Spec S
*141D720 Carburetor (Gas-Gaso)

15JC-3R/13S or 15.0JC-3CR/13S

Generator - 15JC3N4C
Control - Code 147 (W.D.612C2655)
Code 221 (W.D.625A632)
Engine - Spec S
*141D725 Carburetor (Gas)

15JC-96S or 15.0JC-3CR/96S

Generator - 15JC3N4C
Control - Code 148 (W.D.612C2656)
Code 221 (W.D.625A632)
Engine - Spec S
*140K894 Carb. Air Heater Kit

15JC-3R/211S or 15.0JC-3CR/211S

Generator - 15JC3N4C
Control - Code 147 (W.D.612C2655)
Code 208 (W.D.625A23)
Code 221 (W.D.625A632)
Engine - Spec S
*141D720 Carburetor (Gas-Gaso)
102B549 Oil Base
102B558 Oil Base Heater

15JC-3R30/1R

Generator - 15JC3N4C
Control - Code 257 (W.D.612C3076)
Code 221 (W.D.625A632)
Engine - Spec R
*140K894 Carb. Air Heater Kit
307B845 Start Solenoid
306A195 Start Solenoid Bracket
415K3 Underground Fuel Tank
(55 gal.) Incl. Fittings
415K7 Fuel Line Kit (25 ft. x
5/16") Incl. Elbows &
Connector

15JC-3R30/1S or 15.0JC-3CR30/1S

Generator - 15JC3N4C
Control - Code 257 (W.D.612C3076)
Code 221 (W.D.625A632)
Engine - Spec S

(Cont. on next page)

* - Refer to Accessory Section for Component Parts.
R.T.F. - Refer to Factory. Includes Model and Serial
Number of Unit.

MODEL DATA SECTION

181

15JC-3R30/1S or 15.0JC-3CR30/1S(Cont.)

*140K894 Carb. Air Heater Kit
307B845 Start Solenoid
306A195 Start Solenoid Bracket
415K3 Underground Fuel Tank
(55 gal.) Incl. Fittings
415K7 Fuel Line Kit (25 ft. x
5/16") Incl. Elbows &
Connector

15JC-3R31/1S

Generator - 15JC3N4C
Control - Code 257 (W.D.612C3076)
Code 221 (W.D.625A632)
Engine - Spec S
*141D725 Carburetor (Gas)
307B845 Start Solenoid
306A195 Start Solenoid Bracket
307P312 Supply Line Fuel
Solenoid Valve -
Electric
149P558 Supply Line Fuel
Strainer

15JC-3R/926R

Generator - 15JC3N4C
Control - Code 32 (W.D.612B1543)
Code 147 (W.D.612C2655)
Code 208 (W.D.625A23)
Code 221 (W.D.625A632)
Engine - Spec R
*140K893 Carb. Air Heater Kit
*405A1421 Housing Assy.
102B549 Oil Base
102B558 Oil Base Heater

15JC-3R/926S

Generator - 15JC3N4C
Control - Code 32 (W.D.612B1543)
Code 147 (W.D.612C2655)
Code 208 (W.D.625A23)
Code 221 (W.D.625A632)
Engine - Spec S
*140K893 Carb. Air Heater Kit
*405A1421 Housing Assy.
102B549 Oil Base
102B558 Oil Base Heater

15JC-3R/1041S or 15.0JC-3CR/1041S

Generator - 15JC3N4C
Control - Code 32 (W.D.612B1543)
Code 147 (W.D.612C2655)
Code 221 (W.D.625A632)
Engine - Spec S
*140K893 Carb. Air Heater Kit
*405A1421 Housing Assy.
*159A799 Fuel Tank Assy.

15JC-3R/1202R

Generator - 15JC3N4C
Control - Code 32 (W.D.612B1543)
Code 147 (W.D.612C2655)
Code 208 (W.D.625A23)
Code 221 (W.D.625A632)
Engine - Spec S
*141D720 Carburetor (Gas-Gaso)
*405A1421 Housing Assy.

15JC-3R/1202R (Cont.)

102B549 Oil Base
102B558 Oil Base Heater

15JC-3R131/1S or 15.0JC-3CR131/2320S

Generator - 15JC3N4C
Control - Code 257 (W.D.612C3076)
Code 221 (W.D.625A632)
Engine - Spec S
*141D725 Carburetor (LPG)
307B845 Start Solenoid
306A195 Start Solenoid Bracket
307P312 Supply Line Fuel
Solenoid Valve -
Electric
149P558 Supply Line Fuel
Strainer

15JC-3R/1873S

Generator - 15JC3N4C
Control - Code 32 (W.D.612B1543)
Code 147 (W.D.612C2655)
Code 208 (W.D.625A23)
Code 221 (W.D.625A632)
Engine - Spec S
*141D725 Carburetor (Gas)
*405A1421 Housing Assy.
102B549 Oil Base
102B558 Oil Base Heater

15JC-3R/1982S or 15.0JC-3R/1982S

Generator - 15JC3N4C
Control - Code 147 (W.D.612C2655)
Code 174 (W.D.615B199)
Code 221 (W.D.625A632)
Engine - Spec S
*141D725 Carburetor (Gas)

15JC-3R/1983S

Generator - 15JC3N4C
Control - Code 148 (W.D.612C2656)
Code 221 (W.D.625A632)
Engine - Spec S
*141D725 Carburetor (Gas)

15JC-3R/2198S or 15.0JC-3CR/2198S

Generator - 15JC3N4C
Control - Code 148 (W.D.612C2656)
Code 221 (W.D.625A632)
Engine - Spec S
*140K894 Carb. Air Heater Kit
309P196 Hi-Temp. Cut-Off
Switch
309A195 Hi-Temp. Switch
Bracket
508A126 Hi-Temp. Switch
Insulating Washer
508A127 Hi-Temp. Switch
Insulating Bushing
332A876 Hi-Temp. Switch
Terminal

15JC-3R/2205S

Generator - 15JC3N4C
Control - Code 147 (W.D.612C2655)
Code 174 (W.D.615B199)

15JC-3R/2205S (Cont.)

Code 208 (W.D.625A23)
Code 221 (W.D.625A632)

Engine - Spec S
*141D725 Carburetor(Gas)
102B549 Oil Base
102B558 Oil Base Heater

15JC-3R/2219S

Generator - 15JC3N4C
Control - Code 148 (W.D.612C2656)
Code 221 (W.D.625A632)
Engine - Spec S
*140K893 Carb. Air Heater Kit
134D1805 Air Outlet Duct

15JC-3R/2454S

Generator - 15JC3N4C
Control - Code 32 (W.D.612B1543)
Code 59 (W.D.612B1786)
Code 147 (W.D.612C2655)
Code 208 (W.D.625A23)
Code 221 (W.D.625A632)
Engine - Spec S
*141D725 Carburetor (Gas)
*405A1422 Housing Assy.
102B549 Oil Base
102B558 Oil Base Heater

15JC-3R/2468S or 15.0JC-3CR/2468S

Generator - 15JC3N4C
Control - Code 147 (W.D.612C2655)
Code 221 (W.D.625A632)
Engine - Spec S
*140K893 Carb. Air Heater Kit
134D1805 Air Outlet Duct

15JC-3R/2539S or 15.0JC-3CR/2539S

Generator - 15JC3N4C
Control - Code 147 (W.D.612C2655)
Code 221 (W.D.625A632)
Engine - Spec S
*141D725 Carburetor (Gas)
134D1805 Air Outlet Duct

15JC-3R/2731S or 15.0JC-3CR/2731S

Generator - 15JC3N4C
Control - Code 148 (W.D.612C2656)
Code 221 (W.D.625A632)
Engine - Spec S
*141D720 Carburetor (Gas-Gaso)
134D1805 Air Outlet Duct

15JC-3R/2896S or 15.0JC-3CR/2896S

Generator - 15JC3N4C
Control - Code 148 (W.D.612C2656)
Code 221 (W.D.625A632)
Engine - Spec S
*141D725 Carburetor (Gas)
309P196 Hi-Temp. Cut-Off Switch
309P195 Hi-Temp. Switch Bracket
508A126 Hi-Temp. Switch
Insulating Washer
508A127 Hi-Temp. Switch
Insulating Bushing
332A876 Hi-Temp. Switch Terminal

* - Refer to Accessory Section for Component Parts.

MODEL DATA SECTION

15JC-3R/3003S

Generator - 15JC3N4C
Control - Code 32 (W.D.612B1543)
Code 148 (W.D.612C2656)
Code 208 (W.D.625A23)
Code 221 (W.D.625A632)
Engine - Spec S
*140K893 Carb. Air Heater Kit
*405B1421 Housing Assy.
102B549 Oil Base
102B558 Oil Base Heater

15JC-3R/3098S

Generator - 15JC3N4C
Control - Code 148 (W.D.612C2656)
Code 221 (W.D.625A632)
Engine - Spec S
*141D720 Carburetor (Gas-Gaso)
134D1805 Air Outlet Duct
309P196 Hi-Temp. Cut-Off Switch
309A195 Hi-Temp. Switch Bracket
508A126 Hi-Temp. Switch
Insulating Washer
508A127 Hi-Temp. Switch
Insulating Bushing
332A876 Hi-Temp. Switch
Terminal

15JC-3R/3231S or 15.0JC-3CR/3231S

Generator - 15JC3N4C
Control - Code 32 (W.D.612B1543)
Code 148 (W.D.612C2656)
Code 221 (W.D.625A632)
Engine - Spec S
*141D725 Carburetor (Gas)
*405A1421 Housing Assy.
309P196 Hi-Temp. Cut-Off Switch
309A195 Hi-Temp. Switch Bracket
508A126 Hi-Temp. Switch
Insulating Washer
508A127 Hi-Temp. Switch
Insulating Bushing
332A876 Hi-Temp. Switch
Terminal

15JC-3R/3396S

Generator - 15JC3N4C
Control - Code 148 (W.D.612C2656)
Code 185 (W.D.615B232)
Code 221 (W.D.625A632)
Engine - Spec S
*140K894 Carb. Air Heater Kit

15JC-3R/3471S

Generator - 15JC3N4C
Control - Code 148 (W.D.612C2656)
Code 174 (W.D.615B199)
Code 221 (W.D.625A632)
Engine - Spec S
*141D720 Carburetor (Gas-Gaso)
134D1805 Air Outlet Duct
309P196 Hi-Temp. Cut-Off Switch
309P195 Hi-Temp. Switch Bracket
508A126 Hi-Temp. Switch
Insulating Washer
508A127 Hi-Temp. Switch
Insulating Bushing
332A876 Hi-Temp. Switch Terminal

15JC-3R/3550R

Generator - 15JC3N4C
Control - Code 166 (W.D.612C2790)
Code 221 (W.D.625A632)
Engine - Spec R
*141D725 Carburetor (Gas)

15JC-3R/3570R

Generator - 15JC3N4C
Control - Code 32 (W.D.612B1543)
Code 59 (W.D.612B1786)
Code 147 (W.D.612C2655)
Code 221 (W.D.625A632)
Engine - Spec R
*141D725 Carburetor (Gas)
*405A1422 Housing Assy.

15JC-3R/3667R

Generator - 15JC3N4C
Control - Code 32 (W.D.612B1543)
Code 59 (W.D.612B1786)
Code 147 (W.D.612C2655)
Code 208 (W.D.625A23)
Code 221 (W.D.625A632)
Engine - Spec R
*141D720 Carburetor (Gas-Gaso)
*405A1422 Housing Assy.
102B549 Oil Base
102B558 Oil Base Heater

15JC-3R/3722S

Generator - 15JC3N4C
Control - Code 32 (W.D.612B1543)
Code 147 (W.D.612C2655)
Code 208 (W.D.625A23)
Code 221 (W.D.625A632)
Engine - Spec S
*140K893 Carb. Air Heater Kit
*405A1421 Housing Assy.
*159B760 Reservoir Tank Assy.
102B549 Oil Base
102B558 Oil Base Heater

15JC-3R/3742R

Generator - 15JC3N4C
Control - Code 148 (W.D.612C2656)
Code 221 (W.D.625A632)
Engine - Spec R
*141D725 Carburetor (Gas)
134D1805 Air Outlet Duct
309P196 Hi-Temp. Cut-Off
Switch
309A195 Hi-Temp. Switch
Bracket
508A126 Hi-Temp. Switch
Insulating Washer
508A127 Hi-Temp. Switch
Insulating Bushing
332A876 Hi-Temp. Switch
Terminal

15JC-3R/3980R

Generator - 15JC3N4C
Control - Code 147 (W.D.612C2655)
Code 221 (W.D.625A632)
Engine - Spec R
*141D725 Carburetor (Gas)
112A106 Piston & Pin Assy. (4)

15JC-3R/4112S or 15.0JC-3R/4112S

Generator - 15JC3N4C
Control - Code 147 (W.D.612C2655)
Code 174 (W.D.615B199)
Code 208 (W.D.625A23)
Code 221 (W.D.625A632)
Engine - Spec S
*141D725 Carburetor (Gas)
134D1805 Air Outlet Duct
102B549 Oil Base
102B558 Oil Base Heater

15JC-3R/4441S

Generator - 15JC3N4C
Control - Code 32 (W.D.612B1543)
Code 59 (W.D.612B1786)
Code 147 (W.D.612C2655)
Code 208 (W.D.625A23)
Code 221 (W.D.625A632)
Engine - Spec S
*140K893 Carb. Air Heater Kit
*405A1422 Housing Assy.
102B549 Oil Base
102B558 Oil Base Heater

15JC-3R/5063S

Generator - 15JC3N4C
Control - Code 147 (W.D.612C2655)
Code 208 (W.D.625A23)
Code 221 (W.D.625A632)
Engine - Spec S
*141D725 Carburetor (Gas)
134D1805 Air Outlet Duct
102B549 Oil Base
102B558 Oil Base Heater

15JC-3R/5132S

Generator - 15JC3N4C
Control - Code 147 (W.D.612C2655)
Code 221 (W.D.625A632)
Engine - Spec S
*141D720 Carburetor (Gas-Gaso)
309P196 Hi-Temp. Cut-Off Switch
309A195 Hi-Temp. Switch Bracket
508A126 Hi-Temp. Switch
Insulating Washer
508A127 Hi-Temp. Switch
Insulating Bushing
332A876 Hi-Temp. Switch Terminal

15JC-3R/5568S

Generator - 15JC3N4C
Control - Code 148 (W.D.612C2656)
Code 191 (W.D.615B244)
Code 221 (W.D.625A632)
Engine - Spec S
*141D725 Carburetor (Gas)
309P196 Hi-Temp. Cut-Off Switch
309A195 Hi-Temp. Switch Bracket
508A126 Hi-Temp. Switch
Insulating Washer
508A127 Hi-Temp. Switch
Insulating Bushing
332A876 Hi-Temp. Switch
Terminal

MODEL DATA SECTION

183

15JC-3R/5780S

Generator - 15JC3N4C
Control - Code 148 (W.D.612C2656)
Code 221 (W.D.625A632)
Engine - Spec S
*141D725 Carburetor (Gas)
*123K748 Oil Level Maintainer Kit
309P196 Hi-Temp. Cut-Off Switch
309A195 Hi-Temp. Switch Bracket
508A126 Hi-Temp. Switch
Insulating Washer
508A127 Hi-Temp. Switch
Insulating Bushing
332A876 Hi-Temp. Switch Terminal

15JC-3R/5811S

Generator - 15JC3N4C
Control - Code 32 (W.D.612B1543)
Code 148 (W.D.612C2656)
Code 221 (W.D.625A632)
Engine - Spec S
*140K893 Carb. Air Heater Kit
*405A1421 Housing Assy.
309P196 Hi-Temp. Cut-Off Switch
309A195 Hi-Temp. Switch Bracket
508A126 Hi-Temp. Switch
Insulating Washer
508A127 Hi-Temp. Switch
Insulating Bushing
332A876 Hi-Temp. Switch Terminal

15JC-3R/5902S

Generator - 15JC3N4C
Control - Code 147 (W.D.612C2655)
Code 221 (W.D.625A632)
Engine - Spec S
140P721 Air Cleaner
140P722 Air Cleaner Band (2)
140B720 Air Cleaner Mtg. Bracket
503P419 Air Cleaner Elbow -
Rubber
140A852 Air Cleaner Hose Support
503P365 Air Cleaner Hose Clamp
(3)
140B740 Air Cleaner Air Inlet
Tube
503A407 Air Cleaner Hose
140P723 Carb. Air Pre-Cleaner

15JC-3R/5923S

Generator - 15JC/229
Control - Code 32 (W.D.612B1543)
Code 59 (W.D.612B1786)
Code 162 (W.D.612C2738)
Code 221 (W.D.625A632)
Engine - Spec S
*141D725 Carburetor (Gas)
*405A1422 Housing Assy.
309P196 Hi-Temp. Cut-Off Switch
309A195 Hi-Temp. Switch Bracket
508A126 Hi-Temp. Switch
Insulating Washer
508A127 Hi-Temp. Switch
Insulating Bushing
332A876 Hi-Temp. Switch
Terminal

15JC-3R/6075S

Generator - 15JC3N4C
Control - Code 148 (W.D.612C2656)
Code 221 (W.D.625A632)
Engine - Spec S
*141D725 Carburetor (Gas)
*134D1810 Air Shutter Assy.
309P196 Hi-Temp. Cut-Off
Switch
309A195 Hi-Temp. Switch
Bracket
508A126 Hi-Temp. Switch
Insulating Washer
508A127 Hi-Temp. Switch
Insulating Bushing
332A876 Hi-Temp. Switch
Terminal

15JC-3R/6189S

Generator - 15JC3N4C
Control - Code 148 (W.D.612C2656)
Code 221 (W.D.625A632)
Engine - Spec S
*141D725 Carburetor (Gas)
140P721 Air Cleaner
140P722 Air Cleaner Band (2)
140B720 Air Cleaner Mtg.
Bracket
503P419 Air Cleaner Elbow -
Rubber
503P365 Air Cleaner Hose
Clamp (3)
140A852 Air Cleaner Hose
Support
140B740 Air Cleaner Air Inlet
Tube
503A407 Air Cleaner Hose
140P723 Carb. Air Pre-Heater
309P196 Hi-Temp. Cut-Off
Switch
309A195 Hi-Temp. Switch
Bracket
508A126 Hi-Temp. Switch
Insulating Washer
508A127 Hi-Temp. Switch
Insulating Bushing
332A876 Hi-Temp. Switch
Terminal

15JC-3R/6280S

Generator - 15JC3N4C
Control - Code 32 (W.D.612B1543)
Code 35 (W.D.612B1559)
Code 147 (W.D.612C2655)
Code 221 (W.D.625A632)
Engine - Spec S
*141D720 Carburetor (Gas-Gaso)
*405A1422 Housing Assy.

15JC-3R/6428R

Generator - 15JC/229
Control - Code 162 (W.D.612C2738)
Code 221 (W.D.625A632)
Engine - Spec R
*141D725 Carburetor (Gas)
309P196 Hi-Temp. Cut-Off
Switch

15JC-3R/6428R (Cont.)

309A195 Hi-Temp. Switch Bracket
508A126 Hi-Temp. Switch
Insulating Washer
508A127 Hi-Temp. Switch
Insulating Bushing
332A876 Hi-Temp. Switch
Terminal

15JC-3R/6462S

Generator - 15JC3N4C
Control - Code 147 (W.D.612C2655)
Code 208 (W.D.625A23)
Code 221 (W.D.625A632)
Engine - Spec S
*141D720 Carburetor (Gas-Gaso)
*134D1810 Air Shutter Assy.
102B548 Oil Base
102B558 Oil Base Heater
309P196 Hi-Temp. Cut-Off Switch
309A195 Hi-Temp. Switch Bracket
508A126 Hi-Temp. Switch
Insulating Washer
508A127 Hi-Temp. Switch
Insulating Bushing
332A876 Hi-Temp. Switch Terminal

15JC-3R/6598S

Generator - 15JC3N4C
Control - Code 32 (W.D.612B1543)
Code 147 (W.D.612C2655)
Code 221 (W.D.625A632)
Engine - Spec S
*140K893 Carb. Air Heater Kit
*405A1723 Housing Assy.
155P360 Muffler
140A78 Muffler Mtg. Band (2)
155A949 Flex. Exhaust Tube

15JC-3R/6616S

Generator - 15JC3N4C
Control - Code 147 (W.D.612C2655)
Code 174 (W.D.615B199)
Code 221 (W.D.625A632)
Engine - Spec S
*141D725 Carburetor (Gas)
134D1805 Air Outlet Duct
309P196 Hi-Temp. Cut-Off Switch
309A195 Hi-Temp. Switch Bracket
508A126 Hi-Temp. Switch
Insulating Washer
508A127 Hi-Temp. Switch
Insulating Bushing
332A876 Hi-Temp. Switch Terminal

15JC-3R/6766S

Generator - 15JC3N4C
Control - Code 32 (W.D.612B1543)
Code 148 (W.D.612C2656)
Code 208 (W.D.625A23)
Code 221 (W.D.625A632)
Engine - Spec S
*140K893 Carb. Air Heater Kit
*405A1421 Housing Assy.
*159A799 Fuel Tank Assy.
309P196 Hi-Temp. Cut-Off Switch
(Cont. on next page)

* - Refer to Accessory Section for Component Parts.

MODEL DATA SECTION

15JC-3R/6766S (Cont.)

309A195 Hi-Temp. Switch Bracket
508A126 Hi-Temp. Switch
Insulating Washer
508A127 Hi-Temp. Switch
Insulating Bushing
332A876 Hi-Temp. Switch Terminal
102B549 Oil Base
102B558 Oil Base Heater

15JC-3R/6929R

Generator - 15JC/229
Control - Code 280 (W.D.612C3392)
Code 173 (W.D.615B198)
Code 221 (W.D.625A632)
Engine - Spec R
*141D725 Carburetor (Gas)
*403A792 Skid Base Assy.
416B522 Battery Support Plate
134D1805 Air Outlet Duct
309P196 Hi-Temp. Cut-Off Switch
309A195 Hi-Temp. Switch Bracket
508A126 Hi-Temp. Switch
Insulating Washer
508A127 Hi-Temp. Switch
Insulating Bushing
332A876 Hi-Temp. Switch Terminal

15JC-3R/7063S

Generator - 15JC3N4C
Control - Code 32 (W.D.612B1543)
Code 166 (W.D.612C2790)
Code 208 (W.D.625A23)
Code 212 (W.D.625A632)
Engine - Spec S
*141D725 Carburetor (Gas)
*405A1421 Housing Assy.
102B549 Oil Base
102B558 Oil Base Heater

15JC-3R/7203S

Generator - 15JC/229
Control - Code 32 (W.D.612B1543)
Code 35 (W.D.612B1559)
Code 162 (W.D.612C2738)
Code 208 (W.D.625A23)
Code 221 (W.D.625A632)
Engine - Spec S
*140K893 Carb. Air Heater Kit
*405A1424 Housing Assy. - NOTE:
Uses #134D1810 Air
Shutter Assy.
*159B830 Reservoir Tank Assy.
102B549 Oil Base
102B558 Oil Base Heater
309P196 Hi-Temp. Cut-Off Switch
309A195 Hi-Temp. Switch Bracket
508A126 Hi-Temp. Switch
Insulating Washer
508A127 Hi-Temp. Switch
Insulating Bushing
332A876 Hi-Temp. Switch Terminal

15JC-3R/7264S

Generator - 15JC3N4C
Control - Code 32 (W.D.612B1543)
Code 33 (W.D.612B1548)

15JC-3R/7264S (Cont.)

Code 147 (W.D.612C2655)
Code 208 (W.D.625A23)
Code 212 (W.D.625A632)
Engine - Spec S
*140K893 Carb. Air Heater Kit
*405A1422 Housing Assy.
*159A799 Fuel Tank Assy.
102B549 Oil Base
102B558 Oil Base Heater

15JC-3R/7337R

Generator - 15JC/229
Control - Code 32 (W.D.612B1543)
Code 290 (W.D.612C3500)
Code 208 (W.D.625A23)
Code 221 (W.D.625A632)
Engine - Spec R
*140K893 Carb. Air Heater Kit
*405A1421 Housing Assy.
*159A799 Fuel Tank Assy.
102B549 Oil Base
102B558 Oil Base Heater

15JC-3R/7420R

Generator - 15JC3N4C
Control - Code 32 (W.D.612B1543)
Code 33 (W.D.612B1548)
Code 236 (W.D.612C2870)
Code 208 (W.D.625A23)
Code 221 (W.D.625A632)

Engine - Spec R
*140K893 Carb. Air Heater Kit
*405A1424 Housing Assy. - NOTE:
Uses #134D1810 Air
Shutter Assy.
*159B760 Reservoir Tank Assy.
102B549 Oil Base
102B558 Oil Base Heater

15JC-3R/7432R

Generator - 15JC3N4C
Control - Code 32 (W.D.612B1543)
Code 148 (W.D.612C2656)
Code 221 (W.D.625A632)
Engine - Spec R
*140K893 Carb. Air Heater Kit
*405A1725 Housing Assy.
309P196 Hi-Temp. Cut-Off
Switch
309A195 Hi-Temp. Switch
Bracket
508A126 Hi-Temp. Switch
Insulating Washer
508A127 Hi-Temp. Switch
Insulating Bushing
332A876 Hi-Temp. Switch
Terminal
155P360 Muffler
140A78 Muffler Mtg. Band (2)
155A949 Flex Exhaust Tube

15JC-3R/7531R

Generator - 15JC3N4C
Control - Code 32 (W.D.612B1543)
Code 148 (W.D.612C2656)
Code 208 (W.D.625A23)

15JC-3R/7531R (Cont.)

Code 221 (W.D.625A632)
Engine - Spec R
*141D720 Carburetor (Gas-Gaso)
*405A1421 Housing Assy.
*123K748 Oil Level Maintainer Kit
309P196 Hi-Temp. Cut-Off Switch
309A195 Hi-Temp. Switch Bracket
508A126 Hi-Temp. Switch
Insulating Washer
508A127 Hi-Temp. Switch
Insulating Bushing
332A876 Hi-Temp. Switch Terminal
102B549 Oil Base
102B558 Oil Base Heater

15JC-3R/7564R

Generator - 15JC3N4C
Control - Code 148 (W.D.612C2656)
Code 173 (W.D.615B198)
Code 221 (W.D.625A632)
Engine - Spec R
*140K893 Carb. Air Heater Kit
*159B760 Reservoir Tank Assy.
134D1805 Air Outlet Duct
403B661 Skid Base
416A501 Battery Bracket (2)
416B502 Battery Hold-down
Frame
520A490 Battery Hold-down
Stud (2)
416B522 Battery Support Plate

15JC-3R/7604R

Generator - 15JC/229
Control - Code 32 (W.D.612B1543)
Code 290 (W.D.612C3500)
Code 208 (W.D.625A23)
Code 221 (W.D.625A632)
Engine - Spec R
*141D725 Carburetor (Gas)
*405A1421 Housing Assy.
102B549 Oil Base
102B558 Oil Base Heater

15JC-3R/7628R

Generator - 15JC3N4C
Control - Code 225 (W.D.612C2740)
Code 185 (W.D.615B232)
Code 221 (W.D.625A632)
Engine - Spec R
*141D725 Carburetor (Gas)
134D1805 Air Outlet Duct
309P196 Hi-Temp. Cut-Off Switch
309A195 Hi-Temp. Switch Bracket
508A126 Hi-Temp. Switch
Insulating Washer
508A127 Hi-Temp. Switch
Insulating Bushing
332A876 Hi-Temp. Switch Terminal

15JC-3R/7628S

Generator - 15JC3N4C
Control - Code 225 (W.D.612C2740)
Code 185 (W.D.615B232)
Code 221 (W.D.625A632)
(Cont. on next page)

MODEL DATA SECTION

185

15JC-3R/7628S (Cont.)

Engine - Spec S
 *141D725 Carburetor (Gas)
 134D1805 Air Outlet Duct
 309P196 Hi-Temp. Cut-Off Switch
 309A195 Hi-Temp. Switch Bracket
 508A126 Hi-Temp. Switch
 Insulating Washer
 508A127 Hi-Temp. Switch
 Insulating Bushing
 332A876 Hi-Temp. Switch Terminal

15JC-3R/7667S

Generator - 15JC3N4C
 Control - Code 32 (W.D.612B1543)
 Code 38 (W.D.612B1626)
 Code 147 (W.D.612B2655)
 Code 221 (W.D.625A632)
 Engine - Spec S
 *140K893 Carb. Air Heater Kit
 *405A1424 Housing Assy. - NOTE:
 Uses #134D1810 Air
 Shutter Assy.
 *159A799 Fuel Tank Assy.

15JC-3R/7673R

Generator - 15JC3N4C
 Control - Code 32 (W.D.612B1543)
 Code 148 (W.D.612C2656)
 Code 208 (W.D.625A23)
 Code 221 (W.D.625A632)
 Engine - Spec R
 *141D720 Carburetor (Gas-Gaso)
 *405A1723 Housing Assy.
 *123K748 Oil Level Maintainer Kit
 102B549 Oil Base
 102B558 Oil Base Heater
 155P360 Muffler
 140A78 Muffler Mtg. Band (2)
 155A949 Flex Exhaust Tube

15JC-3R/7673S or 15.0JC-3CR/7673S

Generator - 15JC3N4C
 Control - Code 32 (W.D.612B1543)
 Code 148 (W.D.612C2656)
 Code 208 (W.D.625A23)
 Code 221 (W.D.625A632)
 Engine - Spec S
 *141D720 Carburetor (Gas-Gaso)
 *405A1723 Housing Assy.
 *123K748 Oil Level Maintainer Kit
 102B549 Oil Base
 102B558 Oil Base Heater
 155P318 Muffler
 140A78 Muffler Mtg. Band (2)
 155A949 Flex Exhaust Tube

15JC-3R/7713R

Generator - 15JC3N4C
 Control - Code 147 (W.D.612C2655)
 Code 174 (W.D.615B199)
 Code 221 (W.D.625A632)
 320-187 Circuit Breaker Tie Bar
 Engine - Spec R
 *141D725 Carburetor (Gas)

15JC-3R/7738R

Generator - 15JC3N4C
 Control - Code 32 (W.D.612B1543)
 Code 59 (W.D.612B1786)
 Code 148 (W.D.612C2656)
 Code 221 (W.D.625A632)
 Engine - Spec R
 *140K893 Carb. Air Heater Kit
 *405A1422 Housing Assy.
 *159A799 Fuel Tank Assy.
 309P196 Hi-Temp. Cut-Off
 Switch
 309A195 Hi-Temp. Switch
 Bracket
 508A126 Hi-Temp. Switch
 Insulating Washer
 508A127 Hi-Temp. Switch
 Insulating Bushing
 332A876 Hi-Temp. Switch
 Terminal

15JC-3R/7755S

Generator - 15JC/229
 Control - Code 32 (W.D.612B1543)
 Code 33 (W.D.612B1548)
 Code 162 (W.D.612C2738)
 Code 221 (W.D.625A632)
 Engine - Spec S
 *141D725 Carburetor (Gas)
 *405A1422 Housing Assy.
 309P196 Hi-Temp. Cut-Off
 Switch
 309A195 Hi-Temp. Switch
 Bracket
 508A126 Hi-Temp. Switch
 Insulating Washer
 508A127 Hi-Temp. Switch
 Insulating Bushing
 332A876 Hi-Temp. Switch
 Terminal

15JC-3R/7765R

Generator - 15JC3N4C
 Control - Code 148 (W.D.612C2656)
 Code 221 (W.D.625A632)
 Engine - Spec R
 *140K894 Carb. Air Heater Kit
 *159B830 Reservoir Tank Assy.
 *403A792 Skid Base Assy.
 416B522 Battery Support Plate
 309P196 Hi-Temp. Cut-Off
 Switch
 309A195 Hi-Temp. Switch
 Bracket
 508A126 Hi-Temp. Switch
 Insulating Washer
 508A127 Hi-Temp. Switch
 Insulating Bushing
 332A876 Hi-Temp. Switch
 Terminal

15JC-3R/7887S

Generator - 15JC3N4C
 Control - Code 32 (W.D.612B1543)
 Code 147 (W.D.612C2655)
 Code 221 (W.D.625A632)

15JC-3R/7887S (Cont.)

Engine - Spec S
 *141D720 Carburetor (Gas)
 *405A1423 Housing Assy. - NOTE:
 Uses #134D1810 Air
 Shutter Assy.

15JC-3R/7892S

Generator - 15JC3N4C
 Control - Code 32 (W.D.612B1543)
 Code 148 (W.D.612C2656)
 Code 221 (W.D.625A632)
 301C1554 Instrument Panel - Blank
 Engine - Spec S
 *140K893 Carb. Air Heater Kit
 *405A1422 Housing Assy.
 *159A799 Fuel Tank Assy.

15JC-3R/7935S

Generator - 15JC3N4C
 Control - Code 32 (W.D.612B1543)
 Code 225 (W.D.612C2740)
 Code 208 (W.D.625A23)
 Code 221 (W.D.625A632)
 Engine - Spec S
 *141D725 Carburetor (Gas)
 *405A1423 Housing Assy. - NOTE:
 Uses #134D1810 Air
 Shutter Assy.
 309P196 Hi-Temp. Cut-Off Switch
 309A195 Hi-Temp. Switch Bracket
 508A126 Hi-Temp. Switch
 Insulating Washer
 508A127 Hi-Temp. Switch
 Insulating Bushing
 332A876 Hi-Temp. Switch Terminal
 102B549 Oil Base
 102B558 Oil Base Heater

15JC-3R/7976S

Generator - 15JC/229
 Control - Code 32 (W.D.612B1543)
 Code 35 (W.D.612B1559)
 Code 280 (W.D.612C3392)
 Code 208 (W.D.625A23)
 Code 221 (W.D.625A632)
 Engine - Spec S
 *141D720 Carburetor (Gas-Gaso)
 *405A1726 Housing Assy.
 309P196 Hi-Temp. Cut-Off Switch
 309A195 Hi-Temp. Switch Bracket
 508A126 Hi-Temp. Switch
 Insulating Washer
 508A127 Hi-Temp. Switch
 Insulating Bushing
 332A876 Hi-Temp. Switch Terminal
 102B549 Oil Base
 102B558 Oil Base Heater
 155P360 Muffler
 140A78 Muffler Mtg. Band (2)
 155A949 Flex. Exhaust Tube

* - Refer to Accessory Section for Component Parts.

MODEL DATA SECTION

15JC-3R/8002S

Generator - 15JC3N4C
Control - Code 32 (W.D.612B1543)
Code 166 (W.D.612C2790)
Code 221 (W.D.625A632)
Engine - Spec S
*141D725 Carburetor (Gas)
*405A1421 Housing Assy.

15JC-3R/8009S

Generator - 15JC/231
Control - Code 32 (W.D.612B1543)
Code 162 (W.D.612C2738)
Code 312 (W.D.612B3503)
Code 223 (W.D.625A711)
Engine - Spec S
*141D725 Carburetor (Gas)
*405A1422 Housing Assy.

15JC-3R/8087S

Generator - 15JC3N4C
Control - Code 32 (W.D.612B1543)
Code 33 (W.D.612B1548)
Code 148 (W.D.612C2656)
Code 208 (W.D.625A23)
Code 221 (W.D.625A632)
Engine - Spec S
*141D720 Carburetor (Gas-Gaso)
*405A1422 Housing Assy.
*159B760 Reservoir Tank Assy.
102B549 Oil Base
102B558 Oil Base Heater
309P196 Hi-Temp. Cut-Off Switch
309A195 Hi-Temp. Switch Bracket
508A126 Hi-Temp. Switch
Insulating Washer
508A127 Hi-Temp. Switch
Insulating Bushing
332A876 Hi-Temp. Switch Terminal

15JC-3R/8135S

Generator - 15JC3N4C
Control - Code 32 (W.D.612B1543)
Code 148 (W.D.612C2656)
Code 208 (W.D.625A23)
Code 221 (W.D.625A632)
Engine - Spec S
*141D725 Carburetor (Gas)
*405A1423 Housing Assy. - NOTE:
Uses #134D1810 Air
Shutter Assy.
*123K748 Oil Level Maintainer Kit
159A788 Fuel Tank - 15 Gal.
102B549 Oil Base
102B558 Oil Base Heater
309P196 Hi-Temp. Cut-Off Switch
309A195 Hi-Temp. Switch Bracket
508A126 Hi-Temp. Switch
Insulating Washer
508A127 Hi-Temp. Switch
Insulating Bushing
332A876 Hi-Temp. Switch Terminal

15JC-3R/8142S

Generator - 15JC3N4C
Control - Code 32 (W.D.612B1543)
Code 35 (W.D.612B1559)

15JC-3R/8142S (Cont.)

Code 251 (W.D.612C2995)
Code 208 (W.D.625A23)
Code 221 (W.D.625A632)
Engine - Spec S
*141D725 Carburetor (Gas)
*405A1422 Housing Assy.
102B549 Oil Base
102B558 Oil Base Heater
166A355 Distributor Drive Gear
▲166B357 Distributor - Less
Cover Adapter, Cover
Leads & Condenser
166P245 Breaker Point Set (2)
166B351 Breaker Point Cover
166B350 Breaker Point Cover
Adapter
167A61 Distributor Nipple (2)
312A115 Condenser (2)
166A397 Distributor Shield
Gasket
▲166B382 Ignition Coil (2)
166A388 Coil Mtg. Bracket (2)
503-465 Coil Clamp (2)
304A60 Fixed Resistor (2)
167A1479 Spark Plug Cable - 14'
Long (2)
167A1480 Spark Plug Cable - 17'
Long (2)
167-215 Spark Plug (4)

15JC-3R/8149S

Generator - 15JC3N4C
Control - Code 32 (W.D.612B1543)
Code 59 (W.D.612B1786)
Code 148 (W.D.612C2656)
Code 221 (W.D.625A632)
Engine - Spec S
*140K893 Carb. Air Heater Kit
*405A1424 Housing Assy. - NOTE:
Uses #134D1810 Air
Shutter Assy.
*159A799 Fuel Tank Assy.

15JC-3R/8192S

Generator - 15JC3N4C
Control - Code 32 (W.D.612B1543)
Code 148 (W.D.612C2656)
Code 221 (W.D.625A632)
301C1195 Instrument Panel -
Blank
Engine - Spec S
*140K893 Carb. Air Heater Kit
*405A1422 Housing Assy.
*159A799 Fuel Tank Assy.

15JC-3R/8221S

Generator - 15JC3N4C
Control - Code 147 (W.D.612C2655)
Code 174 (W.D.615B199)
Code 208 (W.D.625A23)
Code 221 (W.D.625A632)
Engine - Spec S
*141D725 Carburetor (Gas)
*134D1810 Air Shutter Assy.
102B549 Oil Base
102B558 Oil Base Heater

15JC-3R/8259S

Generator - 15JC/300
Control - Code 32 (W.D.612B1543)
Code 148 (W.D.612C2656)
Code 353 (W.D.612B3905)
Code 208 (W.D.625A23)
Code 223 (W.D.625A711)
Engine - Spec S
*141D725 Carburetor (Gas)
*405A1424 Housing Assy. - NOTE:
Uses #134D1810 Air
Shutter Assy.
112A92 Piston & Pin Assy. (4)
102B549 Oil Base
102B558 Oil Base Heater

15JC-3R/8284S

Generator - 15JC3N4C
Control - Code 32 (W.D.612B1543)
Code 35 (W.D.612B1559)
Code 147 (W.D.612C2655)
Code 221 (W.D.625A632)
Engine - Spec S
*140K893 Carb. Air Heater Kit
*405A1724 Housing Assy.
155P360 Muffler
140A78 Muffler Mtg. Band (2)
155A949 Flex. Exhaust Tube

15JC-3R/8293S

Generator - 15JC3N4C
Control - Code 148 (W.D.612C2656)
Code 173 (W.D.615B198)
Code 208 (W.D.625A23)
Code 221 (W.D.625A632)
Engine - Spec S
*140K894 Carb. Air Heater Kit
*159B760 Reservoir Tank Assy.
309P196 Hi-Temp. Cut-Off Switch
309A195 Hi-Temp. Switch Bracket
508A126 Hi-Temp. Switch
Insulating Washer
508A127 Hi-Temp. Switch
Insulating Bushing
332A876 Hi-Temp. Switch
Terminal
102B549 Oil Base
102B558 Oil Base Heater

15JC-3R/8325S

Generator - 15JC/300
Control - Code 32 (W.D.612B1543)
Code 148 (W.D.612C2656)
Code 312 (W.D.612B3503)
Code 208 (W.D.625A23)
Code 221 (W.D.625A632)
Engine - Spec S
*141D720 Carburetor (Gas-Gaso)
*405A1724 Housing Assy.
102B549 Oil Base
102B558 Oil Base Heater
155P360 Muffler
140A78 Muffler Mtg. Band (2)
155A949 Flex. Exhaust Tube

* - Refer to Accessory Section for Component Parts.
▲ - Order unit or components not listed from Mfr.
giving complete data shown on nameplate of the
part.

MODEL DATA SECTION

187

15JC-3R/8354S or 15.0JC-3R/8354S

Generator - 15JC3N4C
Control - Code 32 (W.D.612B1543)
Code 35 (W.D.612B1559)
Code 147 (W.D.612C2655)
Code 208 (W.D.625A23)
Code 221 (W.D.625A632)
Engine - Spec S
*141D725 Carburetor (Gas)
*405A1422 Housing Assy.
102B549 Oil Base
102B558 Oil Base Heater

15JC-3R/8402S

Generator - 15JC3N4C
Control - Code 32 (W.D.612B1543)
Code 147 (W.D.612C2655)
Code 221 (W.D.625A632)
Engine - Spec S
*405A1423 Housing Assy. - NOTE:
Uses #134D1810 Air
Shutter Assy.
*159B760 Reservoir Tank Assy.
*140K677 Oil Bath Air Cleaner
Kit
102B549 Oil Base
102B558 Oil Base Heater
149A638 Fuel Pump Hole Cover
Plate
120B626 Rocker Cover Oil Line
149P1033 Fuel Pump
149P991 Fuel Pump Cable Assy.
Connector
134D1910 Cylinder Air Housing
Cover
309P196 Hi-Temp. Cut-Off Switch
309A195 Hi-Temp. Switch Bracket
508A126 Hi-Temp. Switch
Insulating Washer
508A127 Hi-Temp. Switch
Insulating Bushing
332A876 Hi-Temp. Switch
Terminal

15JC-3R/8425S

Generator - 15JC3N4C
Control - Code 225 (W.D.612C2740)
Code 173 (W.D.615B198)
Code 221 (W.D.625A632)
Engine - Spec S
*140K893 Carb. Air Heater Kit
*159B760 Reservoir Tank Assy.
134D1805 Air Outlet Duct
309P196 Hi-Temp. Cut-Off Switch
309A195 Hi-Temp. Switch
Bracket
508A126 Hi-Temp. Switch
Insulating Washer
508A127 Hi-Temp. Switch
Insulating Bushing
332A876 Hi-Temp. Switch
Terminal

15JC-3R/8430S

Generator - 15JC3N4C
Control - Code 32 (W.D.612B1543)
Code 35 (W.D.612B1559)

15JC-3R/8430S (Cont.)

Control - Code 148 (W.D.612C2656)
Code 208 (W.D.625A23)
Code 221 (W.D.625A632)
Engine - Spec S
*140K893 Carb. Air Heater Kit
*405A1422 Housing Assy.

15JC-3R/8442S

Generator - 15JC/419
333P59 Space Heater - 120V.
(2)
309P128 Space Heater
Thermostat (2)
332A333 Heater Terminal Block
(When Used)
332A499 Heater Block Marker
(When Used)
Control - Code 32 (W.D.612B1543)
Code 35 (W.D.612B1559)
Code 162 (W.D.612C2738)
Code 221 (W.D.625A632)
Engine - Spec S
*140K893 Carb. Air Heater Kit
*405A1424 Housing Assy. - NOTE:
Uses #134D1810 Air
Shutter Assy.
309P196 Hi-Temp. Cut-Off
Switch
309A195 Hi-Temp. Switch
Bracket
508A126 Hi-Temp. Switch
Insulating Washer
508A127 Hi-Temp. Switch
Insulating Bushing
332A876 Hi-Temp. Switch
Terminal

15JC-3R/8447S

Generator - 15JC3N4C
Control - Code 32 (W.D.612B1543)
Code 148 (W.D.612C2656)
Code 221 (W.D.625A632)
Engine - Spec S
*140K893 Carb. Air Heater Kit
*405A1725 Housing Assy.
309P196 Hi-Temp. Cut-Off
Switch
309A195 Hi-Temp. Switch
Bracket
508A126 Hi-Temp. Switch
Insulating Washer
508A127 Hi-Temp. Switch
Insulating Bushing
332A876 Hi-Temp. Switch
Terminal
155P360 Muffler
140A78 Muffler Mtg. Band (2)
155A949 Flex. Exhaust Tube

15JC-3R/8452S

Generator - 15JC/229
Control - Code 32 (W.D.612B1543)
Code 35 (W.D.612B1559)
Code 229 (W.D.612C2789)
Code 221 (W.D.625A632)
Engine - Spec S

15JC-3R/8452S (Cont.)

*140K893 Carb. Air Heater Kit
*405A1422 Housing Assy.
309P196 Hi-Temp. Cut-Off Switch
309A195 Hi-Temp. Switch Bracket
508A126 Hi-Temp. Switch
Insulating Washer
508A127 Hi-Temp. Switch
Insulating Bushing
332A876 Hi-Temp. Switch
Terminal

15JC-3R/8542S

Generator - 15JC3N4C
Control - Code 147 (W.D.612C2655)
Code 221 (W.D.625A632)
Engine - Spec S
*141D725 Carburetor (Gas)
134D1805 Air Outlet Duct
112A96 Piston & Pin Assy. (4)

15JC-3R/8548S

Generator - 15JC3N4C
Control - Code 148 (W.D.612C2656)
Code 221 (W.D.625A632)
Engine - Spec S
*141D725 Carburetor (Gas)
*134D1810 Air Shutter Assy.
112A92 Piston & Pin Assy. (4)
309P196 Hi-Temp. Cut-Off Switch
309A195 Hi-Temp. Switch Bracket.
508A126 Hi-Temp. Switch
Insulating Washer
508A127 Hi-Temp. Switch
Insulating Bushing
332A876 Hi-Temp. Switch Terminal

15JC-3R/8628S

Generator - 15JC3N4C
Control - Code 147 (W.D.612C2655)
Code 174 (W.D.615B199)
Code 221 (W.D.625A632)
Engine - Spec S
*141D725 Carburetor (Gas)
112A92 Piston & Pin Assy. (4)

15JC-3R/8630S

Generator - 15JC3N4C
Control - Code 32 (W.D.612B1543)
Code 35 (W.D.612B1559)
Code 147 (W.D.612C2655)
Code 208 (W.D.625A23)
Code 221 (W.D.625A632)
Engine - Spec S
*141D725 Carburetor (Gas)
*405A1422 Housing Assy.
112A92 Piston & Pin Assy. (4)
102B549 Oil Base
102B558 Oil Base Heater

15JC-3R30/2468S

Generator - 15JC3N4C
Control - Code 257 (W.D.612C3076)
Code 221 (W.D.625A632)
Engine - Spec S
*140K893 Carb. Air Heater Kit
(Cont. on next page)

* - Refer to Accessory Section for Component Parts.

MODEL DATA SECTION

15JC-3R30/2468S (Cont.)

134D1805 Air Outlet Duct
307B845 Start Solenoid
306A195 Start Solenoid Bracket
415K3 Underground Fuel Tank
(55-gal) Incl. Fittings
415K7 Fuel Line Kit (25 ft. x
5/16") Incl. Elbows &
Connector

15JC-3R31/2468S or

15.0JC-3CR31/2539S

Generator - 15JC3N4C
Control - Code 257 (W.D.612C3076)
Code 221 (W.D.625A632)
Engine - Spec S
*141D725 Carburetor (Gas)
134D1805 Air Outlet Duct
307B845 Start Solenoid
306A195 Start Solenoid Bracket
307P312 Supply Line Fuel
Solenoid Valve -
Electric
149P558 Supply Line Fuel
Strainer

15JC-3R31/8043C

Generator - 15JC/229
Control - Code 32 (W.D.612B1543)
Code 284 (W.D.612C3422)
Code 346 (W.D.612C3832)
Code 208 (W.D.625A23)
Code 221 (W.D.625A632)
Engine - Spec S
*141D725 Carburetor (Gas)
*405A1422 Housing Assy.
309A195 Hi-Temp. Switch Bracket
309P196 Hi-Temp. Cut-Off Switch
508A126 Hi-Temp. Switch
Insulating Washer
508A127 Hi-Temp. Switch
Insulating Bushing
332A876 Hi-Temp. Switch Terminal
102B549 Oil Base
102B558 Oil Base Heater
307B845 Start Solenoid
306A195 Start Solenoid Bracket
307P312 Supply Line Fuel
Solenoid Valve -
Electric
149P558 Supply Line Fuel
Strainer

15JC-3R31/8539S

Generator - 15JC3N4C
Control - Code 257 (W.D.612C3076)
Code 221 (W.D.625A632)
Engine - Spec S
*141D725 Carburetor (Gas)
112A92 Piston & Pin Assy (4)
307B845 Start Solenoid
306A195 Start Solenoid Bracket
307P312 Supply Line Fuel
Solenoid Valve -
Electric
149P558 Supply Line Fuel
Strainer

15JC-3RV/1S or 15.0JC-3CR/8100S

Generator - 15JC3N4C
Control - Code 147 (W.D.612C2655)
Code 221 (W.D.625A632)
Engine - Spec S
Vacu-Flo Cooled
*140K892 Carb. Air Heater Kit

15JC-3RV/12S or 15.0JC-3CR/8389S

Generator - 15JC3N4C
Control - Code 147 (W.D.612C2655)
Code 221 (W.D.625A632)
Engine - Spec S
Vacu-Flo Cooled
*141D720 Carburetor (Gas-Gaso)

15JC-3RV/55S or 15.0JC-3CR/8525S

Generator - 15JC3N4C
Control - Code 148 (W.D.612C2656)
Code 221 (W.D.625A632)
Engine - Spec S
Vacu-Flo Cooled
*141D720 Carburetor (Gas-Gaso)

15JC-3RV/96S or 15.0JC-3CR/8457S

Generator - 15JC3N4C
Control - Code 148 (W.D.612C2656)
Code 221 (W.D.625A632)
Engine - Spec S
Vacu-Flo Cooled
*140K892 Carb. Air Heater Kit

15JC-3RV/211S or 15.0JC-3CR/8813S

Generator - 15JC3N4C
Control - Code 147 (W.D.612C2655)
Code 208 (W.D.625A23)
Code 221 (W.D.625A632)
Engine - Spec S
Vacu-Flo Cooled
*141D720 Carburetor (Gas-Gaso)
102B549 Oil Base
102B558 Oil Base Heater

15JC-3RV31/1S

Generator - 15JC3N4C
Control - Code 257 (W.D.612C3076)
Code 221 (W.D.625A632)
Engine - Spec S
Vacu-Flo Cooled
*141D725 Carburetor (Gas)
307B845 Start Solenoid
306A195 Start Solenoid Bracket
307P312 Supply Line Fuel
Solenoid Valve -
Electric
149P558 Supply Line Fuel
Strainer

15JC-3RV/363R

Generator - 15JC3N4C
Control - Code 147 (W.D.612C2655)
Code 208 (W.D.625A23)
Code 221 (W.D.625A632)
Engine - Spec R
Vacu-Flo Cooled
*140K892 Carb. Air Heater Kit
*159B760 Reservoir Tank Assy.
102B549 Oil Base
102B558 Oil Base Heater

15JC-3RV/544R

Generator - 15JC3N4C
Control - Code 148 (W.D.612C2656)
Code 208 (W.D.625A23)
Code 221 (W.D.625A632)
Engine - Spec R
Vacu-Flo Cooled
*141D720 Carburetor (Gas-Gaso)
102B549 Oil Base
102B558 Oil Base Heater

15JC-3RV/658S

Generator - 15JC3N4C
Control - Code 147 (W.D.612C2655)
Code 208 (W.D.625A23)
Code 221 (W.D.625A632)
Engine - Spec S
Vacu-Flo Cooled
*141D720 Carburetor (Gas-Gaso)
*159B760 Reservoir Tank Assy.
102B549 Oil Base
102B558 Oil Base Heater

15JC-3RV/768S or 15.0JC-3R/8701S

Generator - 15JC3N4C
Control - Code 147 (W.D.612C2655)
Code 174 (W.D.615B199)
Code 221 (W.D.625A632)
Engine - Spec S
Vacu-Flo Cooled
*141D720 Carburetor (Gas-Gaso)

15JC-3RV/931S

Generator - 15JC3N4C
Control - Code 147 (W.D.612C2655)
Code 185 (W.D.615B232)
Code 221 (W.D.625A632)
Engine - Spec S
Vacu-Flo Cooled
*141D720 Carburetor (Gas-Gaso)

15JC-3RV/989R

Generator - 15JC3N4C
Control - Code 148 (W.D.612C2656)
Code 174 (W.D.615B199)
Code 221 (W.D.625A632)
Engine - Spec R
Vacu-Flo Cooled
*140K892 Carb. Air Heater Kit

15JC-3RV/1078S

Generator - 15JC3N4C
Control - Code 148 (W.D.612C2656)
Code 174 (W.D.615B199)
Code 221 (W.D.625A632)
Engine - Spec S
Vacu-Flo Cooled
*141D720 Carburetor (Gas-Gaso)

15JC-3RV/1101S

Generator - 15JC3N4C
Control - Code 148 (W.D.612C2656)
Code 208 (W.D.625A23)
Code 221 (W.D.625A632)
Engine - Spec S
Vacu-Flo Cooled
*141D720 Carburetor (Gas-Gaso)
(Cont. on next page)

MODEL DATA SECTION

189

15JC-3RV/1101S (Cont.)

102B549 Oil Base
102B558 Oil Base Heater
309P162 Hi-Temp. Cut-Off Switch
338A337 Hi-Temp. Switch Wiring Harness

15JC-3RV/1203S

Generator - 15JC3N4C
Control - Code 147 (W.D.612C2655)
Code 221 (W.D.625A632)
Engine - Spec S
Vacu-Flo Cooled
*141D725 Carburetor (Gas)
*403A792 Skid Base Assy.
416B522 Battery Support Plate

15JC-3RV/1282S or 15.0JC-3CR/8561S

Generator - 15JC3N4C
Control - Code 148 (W.D.612C2656)
Code 221 (W.D.625A632)
Engine - Spec S
Vacu-Flo Cooled
*141D720 Carburetor (Gas-Gaso)
309P162 Hi-Temp. Cut-Off Switch
338A337 Hi-Temp. Switch Wiring Harness

15JC-3RV/1593R

Generator - 15JC3N4C
Control - Code 148 (W.D.612C2656)
Code 221 (W.D.625A632)
Engine - Spec R
Vacu-Flo Cooled
*140K892 Carb. Air Heater Kit
*159B760 Reservoir Tank Assy.
309P162 Hi-Temp. Cut-Off Switch
338A337 Hi-Temp. Switch Wiring Harness

15JC-3RV/1898S

Generator - 15JC3N4C
Control - Code 148 (W.D.612C2656)
Code 173 (W.D.615B199)
Code 221 (W.D.625A632)
Engine - Spec S
Vacu-Flo Cooled
*141D720 Carburetor (Gas-Gaso)

15JC-3RV/2198S or 15.0JC-3CR/8388S

Generator - 15JC3N4C
Control - Code 148 (W.D.612C2656)
Code 221 (W.D.625A632)
Engine - Spec S
Vacu-Flo Cooled
*140K892 Carb. Air Heater Kit
309P162 Hi-Temp. Cut-Off Switch
338A337 Hi-Temp. Switch Wiring Harness

15JC-3RV/2896R

Generator - 15JC3N4C
Control - Code 148 (W.D.612C2656)
Code 221 (W.D.625A632)
Engine - Spec R
Vacu-Flo Cooled
*141D725 Carburetor (Gas)
309P162 Hi-Temp. Cut-Off Switch
338A337 Hi-Temp. Switch Wiring Harness

15JC-3RV/5568R

Generator - 15JC3N4C
Control - Code 148 (W.D.612C2656)
Code 191 (W.D.615B244)
Code 221 (W.D.625A632)
Engine - Spec R
Vacu-Flo Cooled
*141D725 Carburetor (Gas)
309P162 Hi-Temp. Cut-Off Switch
338A337 Hi-Temp. Switch Bracket

15JC-3RV/5743S

Generator - 15JC3N4C
Control - Code 148 (W.D.612C2656)
Code 221 (W.D.625A632)
Engine - Spec S
Vacu-Flo Cooled
*140K892 Carb. Air Heater Kit
309P162 Hi-Temp. Cut-Off Switch
338A337 Hi-Temp. Switch Wiring Harness

15JC-3RV/5780S

Generator - 15JC3N4C
Control - Code 148 (W.D.612C2656)
Code 221 (W.D.625A632)
Engine - Spec S
Vacu-Flo Cooled
*141D725 Carburetor (Gas)
*123K748 Oil Level Maintainer Kit
309P162 Hi-Temp. Cut-Off Switch
338A337 Hi-Temp. Switch Wiring Harness

15JC-3RV/6011S

Generator - 15JC/229
Control - Code 162 (W.D.612C2738)
Code 221 (W.D.625A632)
Engine - Spec S
Vacu-Flo Cooled
*141K720 Carburetor (Gas-Gaso)
309P162 Hi-Temp. Cut-Off Switch
338A337 Hi-Temp. Switch Wiring Harness

15JC-3RV/6441S

Generator - 15JC3N4C
Control - Code 147 (W.D.612C2655)
Code 208 (W.D.625A23)
Code 221 (W.D.625A632)
Engine - Spec S
Vacu-Flo Cooled
*140K892 Carb. Air Heater Kit
102B549 Oil Base
102B558 Oil Base Heater

15JC-3RV/7480R

Generator - 15JC3N4C
231E112 Engine to Generator Adapter
Control - Code 236 (W.D.612C2870)
Code 221 (W.D.625A632)
Engine - Spec R
Vacu-Flo Cooled
*140K892 Carb. Air Heater Kit

15JC-3RV/7480S

Generator - 15JC3N4C
231E112 Engine to Generator Adapter
Control - Code 236 (W.D.612C2870)
Code 221 (W.D.625A632)
Engine - Spec S
Vacu-Flo Cooled
*140K892 Carb. Air Heater Kit

15JC-3RV/7509R

Generator - 15JC3N4C
Control - Code 148 (W.D.612C2656)
Code 174 (W.D.615B199)
Code 221 (W.D.625A632)
Engine - Spec R
Vacu-Flo Cooled
*140K892 Carb. Air Heater Kit
309P162 Hi-Temp. Cut-Off Switch
338A337 Hi-Temp. Switch Wiring Harness

15JC-3RV/8012S

Generator - 15JC3N4C
231E112 Engine to Generator Adapter
Control - Code 148 (W.D.612C2656)
Code 221 (W.D.625A632)
Engine - Spec S
Vacu-Flo Cooled
*141D720 Carburetor (Gas-Gaso)
140P721 Air Cleaner
140P722 Air Cleaner Band (2)
140B720 Air Cleaner Mtg. Bracket
503P419 Air Cleaner Elbow - Rubber
503P365 Air Cleaner Hose Clamp (3)
140B740 Air Cleaner Air Inlet Tube
503A407 Air Cleaner Hose
140P723 Carb. Air Pre-Cleaner

15JC-3RV/8228S

Generator - 15JC3N4C
Control - Code 158 (W.D.612C2734)
Code 174 (W.D.615B199)
Code 221 (W.D.625A632)
Engine - Spec S
Vacu-Flo Cooled
*141D720 Carburetor (Gas-Gaso)
309P162 Hi-Temp. Cut-Off Switch
338A337 Hi-Temp. Switch Wiring Harness

15JC-3RV/8549S

Generator - 15JC3N4C
Control - Code 148 (W.D.612C2656)
Code 221 (W.D.625A632)
Engine - Spec S
Vacu-Flo Cooled
*141D725 Carburetor (Gas)
*123K748 Oil Level Maintainer Kit
112A92 Piston & Pin Assy. (4)
309P162 Hi-Temp. Cut-Off Switch
338A337 Hi-Temp. Switch Wiring Harness

* - Refer to Accessory Section for Component Parts.

MODEL DATA SECTION

15JC-3XR/7347R

Generator - 15JC/212
Control - Code 32 (W.D.612B1543)
Code 156 (W.D.612C2705)
Code 315 (W.D.612B3580)
Code 208 (W.D.625A23)
Code 221 (W.D.625A632)
Engine - Spec R
*141D725 Carburetor (Gas)
*405A1423 Housing Assy. - NOTE:
Uses #134D1810 Air
Shutter Assy.
102B549 Oil Base
102B558 Oil Base Heater

15JC-4E/7092R

Generator - 15JC/386
Control - Code 310 (W.D.612C3465)
Engine - Spec R
*141D725 Carburetor (Gas)
309A169 Low Oil Pressure Switch
193A108 Oil Pressure Sender
502-94 Oil Pressure Sender
Elbow
134D1178 Crank Support Grille
338A486 Starter to Control
Harness

15JC-4E/7811R &

15JC-4E/7811S

Generator - 15JC4N4C
Control - Code 310 (W.D.612C3465)
Engine - Spec S
*141D725 Carburetor (Gas)
309A169 Low Oil Pressure Switch
193A108 Oil Pressure Sender
502-94 Oil Pressure Sender
Elbow
134D1178 Crank Support Grille
338A486 Starter to Control
Harness

15JC-4E/8395S

Generator - 15JC4N4C
Control - Code 310 (W.D.612C3465)
Engine - Spec S
*141D725 Carburetor (Gas)
134D1805 Air Outlet Duct
112A92 Piston & Pin Assy. (4)
309A169 Low Oil Pressure Switch
193A108 Oil Pressure Sender
502-94 Oil Pressure Sender
Elbow
134D1178 Crank Support Plate
338B486 Starter to Control
Harness

15JC-4R/1S or 15.0JC-4R/1S

Generator - 15JC4N4C
Control - Code 149 (W.D.612C2657)
Code 221 (W.D.625A632)
Engine - Spec S
*140K894 Carb. Air Heater Kit

15JC-4R/7S or 15.0JC-4R/7S

Generator - 15JC4N4C
Control - Code 32 (W.D.612B1543)
Code 149 (W.D.612C2657)

15JC-4R/7S or 15.0JC-4R/7S (Cont.)

Control - Code 221 (W.D.625A632)
Engine - Spec S
*140K893 Carb. Air Heater Kit
*405A1421 Housing Assy.

15JC-4R/12S or 15.0JC-4R/12S

Generator - 15JC4N4C
Control - Code 149 (W.D.612C2657)
Code 221 (W.D.625A632)
Engine - Spec S
*141D720 Carburetor (Gas-Gaso)

15JC-4R/13S or 15.0JC-4R/13S

Generator - 15JC4N4C
Control - Code 149 (W.D.612C2657)
Code 221 (W.D.625A632)
Engine - Spec S
*141D725 Carburetor (Gas)

15JC-4R/55S

Generator - 15JC4N4C
Control - Code 150 (W.D.612C2658)
Code 221 (W.D.625A632)
Engine - Spec S
*141D720 Carburetor (Gas-Gaso)

15JC-4R31/1S or 15.0JC-4R31/13S

Generator - 15JC4N4C
Control - Code 258 (W.D.612C3077)
Code 221 (W.D.625A632)
Engine - Spec S
*141D725 Carburetor (Gas)
307B845 Start Solenoid
306A195 Start Solenoid Bracket
307P312 Supply Line Fuel
Solenoid Valve -
Electric
149P558 Supply Line Fuel
Strainer

15JC-4R/316R

Generator - 15JC4N4C
Control - Code 149 (W.D.612C2657)
Code 221 (W.D.625A632)
Engine - Spec R
*140K894 Carb. Air Heater Kit
*159B760 Reservoir Tank Assy.

15JC-4R/768R

Generator - 15JC4N4C
Control - Code 149 (W.D.612C2657)
Code 175 (W.D.615B202)
Code 221 (W.D.625A632)
Engine - Spec R
*141D720 Carburetor (Gas-Gaso)

15JC-4R/926R

Generator - 15JC4N4C
Control - Code 32 (W.D.612B1543)
Code 149 (W.D.612C2657)
Code 208 (W.D.625A23)
Code 221 (W.D.625A632)
Engine - Spec R
*140K893 Carb. Air Heater Kit
*405A1421 Housing Assy.
102B549 Oil Base
102B558 Oil Base Heater

15JC-4R/1018S

Generator - 15JC4N4C
Control - Code 32 (W.D.612B1543)
Code 149 (W.D.612C2657)
Code 221 (W.D.625A632)
Engine - Spec S
*141D720 Carburetor (Gas-Gaso)
*405A1421 Housing Assy.

15JC-4R/1027S

Generator - 15JC4N4C
Control - Code 32 (W.D.612B1543)
Code 149 (W.D.612C2657)
Code 208 (W.D.625A23)
Code 221 (W.D.625A632)
Engine - Spec S
*140K893 Carb. Air Heater Kit
*405A1421 Housing Assy.
*159A799 Fuel Tank Assy.
102B549 Oil Base
102B558 Oil Base Heater

15JC-4R/1092S

Generator - 15JC4N4C
Control - Code 28 (W.D.612B1486)
Code 32 (W.D.612B1543)
Code 149 (W.D.612C2657)
Code 221 (W.D.625A632)
Engine - Spec S
*140K893 Carb. Air Heater Kit
*405A1422 Housing Assy.
*159A799 Fuel Tank Assy.

15JC-4R131/1S or 15.0JC-4R131/2320S

Generator - 15JC4N4C
Control - Code 258 (W.D.612C3077)
Code 221 (W.D.625A632)
Engine - Spec S
*141D725 Carburetor (LPG)
307B845 Start Solenoid
306A195 Start Solenoid Bracket
307P312 Supply Line Fuel
Solenoid Valve -
Electric
149P558 Supply Line Fuel
Strainer

15JC-4R/1593S

Generator - 15JC4N4C
Control - Code 150 (W.D.612C2658)
Code 221 (W.D.625A632)
Engine - Spec S
*140K894 Carb. Air Heater Kit
*159B760 Reservoir Tank Assy.
309P196 Hi-Temp. Cut-Off Switch
309A195 Hi-Temp. Switch Bracket
508A126 Hi-Temp. Switch
Insulating Washer
508A127 Hi-Temp. Switch
Insulating Bushing
332A876 Hi-Temp. Switch Terminal

15JC-4R/1869R


Generator - 15JC4N4C
Control - Code 329 (W.D.612C3686)
Code 221 (W.D.625A632)
Engine - Spec R

(Cont. on next page)

* - Refer to Accessory Section for Component Parts.



MODEL DATA SECTION



191

15JC-4R/1869R (Cont.)

*141D725 Carburetor (Gas)
154B1224 Intake Manifold
148A367 Vacuum Switch Regulator
148A674 Vacuum Switch Bracket
148A675 Vacuum Switch Line
502-20 Elbow - Regulator
502P82 Nipple - Regulator Elbow to Tee
502-1 Tee - Regulator to Intake Manifold
502P369 Cap - Regulator Tee
502-3 Connector - Regulator to Intake Manifold

15JC-4R/1982S or 15.0JC-4R/1982S

Generator - 15JC4N4C
Control - Code 149 (W.D.612C2657)
Code 175 (W.D.615B202)
Code 221 (W.D.625A632)
Engine - Spec S
*141D725 Carburetor (Gas)

15JC-4R/1983S

Generator - 15JC4N4C
Control - Code 150 (W.D.612C2658)
Code 221 (W.D.625A632)
Engine - Spec S
*141D725 Carburetor (Gas)

15JC-4R/2219S or 15.0JC-4R/2219S

Generator - 15JC4N4C
Control - Code 150 (W.D.612C2658)
Code 221 (W.D.625A632)
Engine - Spec S
*140K893 Carb. Air Heater Kit
134D1805 Air Outlet Duct

15JC-4R/2468S or 15.0JC-4R/2468S

Generator - 15JC4N4C
Control - Code 149 (W.D.612C2657)
Code 221 (W.D.625A632)
Engine - Spec S
*140K893 Carb. Air Heater Kit
134D1805 Air Outlet Duct

15JC-4R/2539S or 15.0JC-4R/2539S

Generator - 15JC4N4C
Control - Code 149 (W.D.612C2657)
Code 221 (W.D.625A632)
Engine - Spec S
*141D725 Carburetor (Gas)
134D1805 Air Outlet Duct

15JC-4R/2669R

Generator - 15JC4N4C
Control - Code 149 (W.D.612C2657)
Code 221 (W.D.625A632)
Engine - Spec R
*140K893 Carb. Air Heater Kit
*159B760 Reservoir Tank Assy.
134D1805 Air Outlet Duct

15JC-4R/2733R

Generator - 15JC4N4C
Control - Code 149 (W.D.612C2657)
Code 175 (W.D.615B202)

15JC-4R/2733R (Cont.)

Control - Code 221 (W.D.625A632)
Engine - Spec R
*141D725 Carburetor (Gas)
134D1805 Air Outlet Duct

15JC-4R/2733S

Generator - 15JC4N4C
Control - Code 149 (W.D.612C2657)
Code 175 (W.D.615B202)
Code 221 (W.D.625A632)
Engine - Spec S

*141D725 Carburetor (Gas)
134D1805 Air Outlet Duct

15JC-4R/2775R

Generator - 15JC4N4C
Control - Code 29 (W.D.612B1487)
Code 32 (W.D.612B1543)
Code 150 (W.D.612C2658)
Code 221 (W.D.625A632)

Engine - Spec R
*140K893 Carb. Air Heater Kit
*405A1422 Housing Assy.
*159A799 Fuel Tank Assy.

15JC-4R/2896S or 15.0JC-4R/2896S

Generator - 15JC4N4C
Control - Code 150 (W.D.612C2658)
Code 221 (W.D.625A632)

Engine - Spec S
*141D725 Carburetor (Gas)
309P196 Hi-Temp. Cut-Off Switch

309A195 Hi-Temp. Switch Bracket
508A126 Hi-Temp. Switch Insulating Washer
508A127 Hi-Temp. Switch Insulating Bushing
332A876 Hi-Temp. Switch Terminal

15JC-4R/3098S or 15.0JC-4R/3098S

Generator - 15JC4N4C
Control - Code 150 (W.D.612C2658)
Code 221 (W.D.625A632)

Engine - Spec S
*141D720 Carburetor (Gas-Gaso)
134D1805 Air Outlet Duct
309P196 Hi-Temp. Cut-Off Switch
309A195 Hi-Temp. Switch Bracket
508A126 Hi-Temp. Switch Insulator Washer
508A127 Hi-Temp. Switch Insulator Bushing
332A876 Hi-Temp. Switch Terminal

15JC-4R/3365R

Generator - 15JC4N4C
Control - Code 150 (W.D.612C2658)
Code 221 (W.D.625A632)

Engine - Spec R
*140K893 Carb. Air Heater Kit
*159B760 Reservoir Tank Assy.
134D1805 Air Outlet Duct

15JC-4R/3398S

Generator - 15JC4N4C
Control - Code 32 (W.D.612B1543)
Code 68 (W.D.612B1871)
Code 149 (W.D.612C2657)
Code 221 (W.D.625A632)

Engine - Spec S
*140K893 Carb. Air Heater Kit
*405A1422 Housing Assy.
*159A799 Fuel Tank Assy.

15JC-4R/3438R

Generator - 15JC4N4C
Control - Code 150 (W.D.612C2658)
Code 180 (W.D.615B218)
Code 221 (W.D.625A632)

Engine - Spec R
*141D725 Carburetor (Gas)
134D1805 Air Outlet Duct
309P196 Hi-Temp. Cut-Off Switch
309A195 Hi-Temp. Switch Bracket
508A126 Hi-Temp. Switch Insulating Washer
508A127 Hi-Temp. Switch Insulating Bushing
332A876 Hi-Temp. Switch Terminal

15JC-4R/3694S

Generator - 15JC4N4C
Control - Code 149 (W.D.612C2657)
Code 208 (W.D.625A23)
Code 221 (W.D.625A632)

Engine - Spec S
*140K893 Carb. Air Heater Kit
134D1805 Air Outlet Duct
102B549 Oil Base
102B558 Oil Base Heater

15JC-4R/3742S or 15.0JC-4R/3742S

Generator - 15JC4N4C
Control - Code 150 (W.D.612C2658)
Code 221 (W.D.625A632)

Engine - Spec S
*141D725 Carburetor (Gas)
134D1805 Air Outlet Duct
309P196 Hi-Temp. Cut-Off Switch
309A195 Hi-Temp. Switch Bracket
508A126 Hi-Temp. Switch Insulating Washer
508A127 Hi-Temp. Switch Insulating Bushing
332A876 Hi-Temp. Switch Terminal

15JC-4R/3885S

Generator - 15JC4N4C
Control - Code 150 (W.D.612C2658)
Code 175 (W.D.615B202)
Code 221 (W.D.625A632)

Engine - Spec S
*141D725 Carburetor (Gas)
309P196 Hi-Temp. Cut-Off Switch
309A195 Hi-Temp. Switch Bracket
508A126 Hi-Temp. Switch Insulating Washer
508A127 Hi-Temp. Switch Insulating Bushing
332A876 Hi-Temp. Switch Terminal

* - Refer to Accessory Section for Component Parts.

MODEL DATA SECTION

15JC-4R/3948S

Generator - 15JC4N4C

Control - Code 28 (W.D.612B1486)
 Code 32 (W.D.612B1543)
 Code 149 (W.D.612C2657)
 Code 221 (W.D.625A632)

Engine - Spec S

*141D720 Carburetor (Gas-Gaso)
 *405A1422 Housing Assy.
 *159A799 Fuel Tank Assy.

15JC-4R/4283S

Generator - 15JC4N4C

Control - Code 32 (W.D.612B1543)
 Code 149 (W.D.612C2657)
 Code 221 (W.D.625A632)

Engine - Spec S

*140K893 Carburetor Air Heater
 Kit
 *405A1421 Housing Assy.
 *1598760 Reservoir Tank Assy.

15JC-4R/5539S

Generator - 15JC/179

Control - Code 161 (W.D.612C2737)
 Code 180 (W.D.615B218)
 Code 221 (W.D.625A632)

Engine - Spec S

*141D725 Carburetor (Gas)
 134D1805 Air Outlet Duct
 309P196 Hi-Temp. Cut-Off Switch
 309A195 Hi-Temp. Switch Bracket
 508A126 Hi-Temp. Switch
 Insulating Washer
 508A127 Hi-Temp. Switch
 Insulating Bushing
 332A876 Hi-Temp. Switch Terminal

15JC-4R/5601R

Generator - 15JC/179

Control - Code 161 (W.D.612C2737)
 Code 221 (W.D.625A632)

Engine - Spec R

*141D725 Carburetor (Gas)
 309P196 Hi-Temp. Cut-Off Switch
 309A195 Hi-Temp. Switch Bracket
 508A126 Hi-Temp. Switch
 Insulating Washer
 508A127 Hi-Temp. Switch
 Insulating Bushing
 332A876 Hi-Temp. Switch Terminal

15JC-4R/5652S or 15.OJC-4R/5652S

Generator - 15JC4N4C

Control - Code 28 (W.D.612B1486)
 Code 32 (W.D.612B1543)
 Code 149 (W.D.612C2657)
 Code 221 (W.D.625A632)

Engine - Spec S

*140K893 Carb. Air Heater Kit
 *405A1724 Housing Assy.
 *159A799 Fuel Tank Assy.
 155P360 Muffler
 140A78 Muffler Mtg. Band (2)
 155A949 Flex. Exhaust Tube

15JC-4R/5789S

Generator - 15JC4N4C

Control - Code 29 (W.D.612B1487)
 Code 32 (W.D.612B1543)
 Code 150 (W.D.612C2658)
 Code 208 (W.D.625A23)
 Code 221 (W.D.625A632)

Engine - Spec S

*141D725 Carburetor (Gas)
 *405A1422 Housing Assy.
 309P196 Hi-Temp. Cut-Off
 Switch
 309A195 Hi-Temp. Switch
 Bracket
 508A126 Hi-Temp. Switch
 Insulating Washer
 508A127 Hi-Temp. Switch
 Insulating Bushing
 332A876 Hi-Temp. Switch
 Terminal
 102B549 Oil Base
 102B558 Oil Base Heater

15JC-4R/6075S

Generator - 15JC4N4C

Control - Code 150 (W.D.612C2658)
 Code 221 (W.D.625A632)

Engine - Spec S

*141D725 Carburetor (Gas)
 *134D1810 Air Shutter Assy.
 309P196 Hi-Temp. Cut-Off
 Switch
 309A195 Hi-Temp. Switch
 Bracket
 508A126 Hi-Temp. Switch
 Insulating Washer
 508A127 Hi-Temp. Switch
 Insulating Bushing
 332A876 Hi-Temp. Switch
 Terminal

15JC-4R/6077S

Generator - 15JC/179

Control - Code 161 (W.D.612C2737)
 Code 180 (W.D.615B218)
 Code 221 (W.D.625A632)

Engine - Spec S

*141D720 Carburetor (Gas-Gaso)
 *134D1810 Air Shutter Assy.
 309P196 Hi-Temp. Cut-Off
 Switch
 309A195 Hi-Temp. Switch
 Bracket
 508A126 Hi-Temp. Switch
 Insulating Washer
 508A127 Hi-Temp. Switch
 Insulating Bushing
 332A876 Hi-Temp. Switch Terminal

15JC-4R/6164S or 15.OJC-4R/6164S

Generator - 15JC4N4C

Control - Code 150 (W.D.612C2658)
 Code 175 (W.D.615B202)
 Code 221 (W.D.625A632)

Engine - Spec S

*141D720 Carburetor (Gas-Gaso)
 *134D1810 Air Shutter Assy.
 309P196 Hi-Temp. Cut-Off Switch
 309A195 Hi-Temp. Switch Bracket
 508A126 Hi-Temp. Switch
 Insulating Washer
 508A127 Hi-Temp. Switch
 Insulating Bushing
 332A876 Hi-Temp. Switch
 Terminal

15JC-4R/6213S or 15.OJC-4R/6213S

Generator - 15JC4N4C

Control - Code 32 (W.D.612B1543)
 Code 149 (W.D.612C2657)
 Code 221 (W.D.625A632)

Engine - Spec S

*141D725 Carburetor (Gas)
 *405A1421 Housing Assy.
 309P196 Hi-Temp. Cut-Off Switch
 309A195 Hi-Temp. Switch Bracket
 508A126 Hi-Temp. Switch
 Insulating Washer
 508A127 Hi-Temp. Switch
 Insulating Bushing
 332A876 Hi-Temp. Switch
 Terminal

15JC-4R/6244R

Generator - 15JC4N4C

Control - Code 150 (W.D.612C2658)
 Code 221 (W.D.625A632)

Engine - Spec R

*141D725 Carburetor (Gas)
 *403A792 Skid Base Assy.
 416B522 Battery Support Plate
 134D1805 Air Outlet Duct
 309P196 Hi-Temp. Cut-Off Switch
 309A195 Hi-Temp. Switch Bracket
 508A126 Hi-Temp. Switch
 Insulating Washer
 508A127 Hi-Temp. Switch
 Insulating Bushing
 332A876 Hi-Temp. Switch Terminal

15JC-4R/6428S

Generator - 15JC/179

Control - Code 159 (W.D.612C2735)
 Code 221 (W.D.625A632)

Engine - Spec S

*141D725 Carburetor (Gas)
 309P196 Hi-Temp. Cut-Off Switch
 309A195 Hi-Temp. Switch Bracket
 508A126 Hi-Temp. Switch
 Insulating Washer
 508A127 Hi-Temp. Switch
 Insulating Bushing
 332A876 Hi-Temp. Switch Terminal

MODEL DATA SECTION

193

15JC-4R/6507S

Generator - 15JC4N4C
Control - Code 32 (W.D.612B1543)
Code 149 (W.D.612C2657)
Code 221 (W.D.625A632)
Engine - Spec S
*140K893 Carb. Air Heater Kit
*405A1423 Housing Assy. - Note:
Uses #134D1810 Air
Shutter Assy.

15JC-4R/6614S

Generator - 15JC/179
Control - Code 160 (W.D.612C2736)
Code 180 (W.D.615B218)
Code 221 (W.D.625A632)
Engine - Spec S
*141D725 Carburetor (Gas)
102B549 Oil Base
102B558 Oil Base Heater
309P196 Hi-Temp. Cut-Off Switch
309A195 Hi-Temp. Switch Bracket
508A126 Hi-Temp. Switch
Insulating Washer
508A127 Hi-Temp. Switch
Insulating Bushing
332A876 Hi-Temp. Switch Terminal

15JC-4R/6622S

Generator - 15JC/179
Control - Code 241 (W.D.612C2910)
Code 180 (W.D.615B218)
Code 221 (W.D.625A632)
Engine - Spec S
*141D725 Carburetor (Gas)
134D1805 Air Outlet Duct

15JC-4R/7268R

Generator - 15JC/179
Control - Code 29 (W.D.612B1487)
Code 32 (W.D.612B1543)
Code 159 (W.D.612C2735)
Code 208 (W.D.625A23)
Code 221 (W.D.625A632)
Engine - Spec R
*140K893 Carb. Air Heater Kit
*405A1422 Housing Assy.
309P196 Hi-Temp. Cut-Off Switch
309A195 Hi-Temp. Switch Bracket
508A126 Hi-Temp. Switch
Insulating Washer
508A127 Hi-Temp. Switch
Insulating Bushing
332A876 Hi-Temp. Switch Terminal
102B549 Oil Base
102B558 Oil Base Heater

15JC-4R/7296S

Generator - 15JC4N4C
Control - Code 237 (W.D.612C2873)
Code 221 (W.D.625A632)
Engine - Spec S
*141D725 Carburetor (Gas)
309P196 Hi-Temp. Cut-Off Switch
309A195 Hi-Temp. Switch Bracket
508A126 Hi-Temp. Switch
Insulating Washer
508A127 Hi-Temp. Switch
Insulating Bushing
332A876 Hi-Temp. Switch Terminal

15JC-4R/7322R

Generator - 15JC4N4C
Control - Code 32 (W.D.612B1543)
Code 149 (W.D.612C2657)
Code 221 (W.D.625A632)
Engine - Spec R
*141D725 Carburetor (Gas)
*405A1423 Housing Assy. - NOTE:
Uses #134D1810 Air
Shutter Assy.

15JC-4R/7404R

Generator - 15JC4N4C
Control - Code 23 (W.D.612B1469)
Code 32 (W.D.612B1543)
Code 149 (W.D.612C2657)
Code 221 (W.D.625A632)
Engine - Spec R
*141D720 Carburetor (Gas-Gaso)
*405A1422 Housing Assy.
*159A799 Fuel Tank Assy.

15JC-4R/7460R

Generator - 15JC4N4C
Control - Code 32 (W.D.612B1543)
Code 150 (W.D.612C2658)
Code 208 (W.D.625A23)
Code 221 (W.D.625A632)
Engine - Spec R
*141D720 Carburetor (Gas-Gaso)
*405A1421 Housing Assy.
*159B760 Reservoir Tank Assy.
309P196 Hi-Temp. Cut-Off Switch
309A195 Hi-Temp. Switch Bracket
508A126 Hi-Temp. Switch
Insulating Washer
508A127 Hi-Temp. Switch
Insulating Bushing
332A876 Hi-Temp. Switch
Terminal
102B549 Oil Base
102B558 Oil Base Heater

15JC-4R/7460S

Generator - 15JC4N4C
Control - Code 32 (W.D.612B1543)
Code 150 (W.D.612C2658)
Code 208 (W.D.625A23)
Code 221 (W.D.625A632)
Engine - Spec S
*141D720 Carburetor (Gas-Gaso)
*405A1421 Housing Assy.
*159B760 Reservoir Tank Assy.
309P196 Hi-Temp. Cut-Off Switch
309A195 Hi-Temp. Switch Bracket
508A126 Hi-Temp. Switch
Insulating Washer
508A127 Hi-Temp. Switch
Insulating Bushing
332A876 Hi-Temp. Switch
Terminal
102B549 Oil Base
102B558 Oil Base Heater

15JC-4R/7505R

Generator - 15JC/179
Control - Code 161 (W.D.612C2737)
Code 180 (W.D.615B218)
Code 208 (W.D.625A23)

15JC-4R/7505R (Cont.)

Code 221 (W.D.625A632)
Engine - Spec R
*141D725 Carburetor (Gas)
*403A792 Skid Base Assy.
416B522 Battery Support Plate
134D1805 Air Outlet Duct
102B549 Oil Base
102B558 Oil Base Heater
309P196 Hi-Temp. Cut-Off Switch
309A195 Hi-Temp. Switch Bracket
508A126 Hi-Temp. Switch
Insulating Washer
508A127 Hi-Temp. Switch
Insulating Bushing
332A876 Hi-Temp. Switch
Terminal

15JC-4R/7505S

Generator - 15JC/179
Control - Code 161 (W.D.612C2737)
Code 180 (W.D.615B218)
Code 208 (W.D.625A23)
Code 221 (W.D.625A632)
Engine - Spec S
*141D725 Carburetor (Gas)
*403A792 Skid Base Assy.
416B522 Battery Support Plate
134D1805 Air Outlet Duct
102B549 Oil Base
102B558 Oil Base Heater
309P196 Hi-Temp. Cut-Off Switch
309A195 Hi-Temp. Switch Bracket
508A126 Hi-Temp. Switch
Insulating Washer
508A127 Hi-Temp. Switch
Insulating Bushing
332A876 Hi-Temp. Switch
Terminal

15JC-4R/7546R

Generator - 15JC/179
Control - Code 161 (W.D.612C2737)
Code 221 (W.D.625A632)
Engine - Spec R
*141D725 Carburetor (Gas)
*134D1810 Air Shutter Assy.
309P196 Hi-Temp. Cut-Off Switch
309A195 Hi-Temp. Switch Bracket
508A126 Hi-Temp. Switch
Insulating Washer
508A127 Hi-Temp. Switch
Insulating Bushing
332A876 Hi-Temp. Switch
Terminal

15JC-4R/7615R

Generator - 15JC4N4C
Control - Code 150 (W.D.612C2658)
Code 181 (W.D.615B221)
Code 208 (W.D.625A23)
Code 221 (W.D.625A632)
Engine - Spec R
*141D725 Carburetor (Gas)
102B549 Oil Base
102B558 Oil Base Heater
309P196 Hi-Temp. Cut-Off Switch
309A195 Hi-Temp. Switch Bracket
508A126 Hi-Temp. Switch
Insulating Washer

* - Refer to Accessory Section for Component Parts.

(Cont. next page)

MODEL DATA SECTION

15JC-4R/7615R (Cont.)

508A127 Hi-Temp. Switch
Insulating Bushing
332A876 Hi-Temp. Switch Terminal

15JC-4R/7615S

Generator - 15JC4N4C
Control - Code 150 (W.D.612C2658)
Code 181 (W.D.615B221)
Code 208 (W.D.625A23)
Code 221 (W.D.625A632)

Engine - Spec S
*141D725 Carburetor (Gas)
102B549 Oil Base
102B558 Oil Base Heater
309P196 Hi-Temp. Cut-Off Switch
309A195 Hi-Temp. Switch Bracket
508A126 Hi-Temp. Switch
Insulating Washer
508A127 Hi-Temp. Switch
Insulating Bushing
332A876 Hi-Temp. Switch Terminal

15JC-4R/7629S

Generator - 15JC/179
Control - Code 159 (W.D.612C2735)
Code 221 (W.D.625A632)

Engine - Spec S
*141D725 Carburetor (Gas)
134D1805 Air Outlet Duct

15JC-4R/7647R

Generator - 15JC/385
Control - Code 330 (W.D.612C3691)
Code 175 (W.D.615B202)
Code 377 (W.D.625A782)

Engine - Spec R
*140K893 Carb. Air Heater Kit
*134D1810 Air Shutter Assy.
309P196 Hi-Temp. Cut-Off Switch
309A195 Hi-Temp. Switch Bracket
508A126 Hi-Temp. Switch
Insulating Washer
508A127 Hi-Temp. Switch
Insulating Bushing
332A876 Hi-Temp. Switch Terminal
149A1131 Fuel Line
134C1979 Air Housing Cover
166A355 Distributor Drive Gear
▲166B357 Distributor-Less Cover
Adapter, Coil Leads, and
Condenser
166P245 Breaker Point Set (2)
166B351 Breaker Point Cover
166B350 Breaker Point Cover
Adapter
167A61 Distributor Nipple (2)
312A115 Condenser (2)
166A397 Distributor Shield Gasket
▲166B382 Ignition Coil (2)
166A388 Coil Mtg. Bracket (2)
503-465 Coil Clamp (2)
304A60 Fixed Resistor (2)
167A1479 Spark Plug Cable - 14"
long (2)
167A1480 Spark Plug Cable - 17"
long (2)
167-215 Spark Plug (4)

15JC-4R/7658S

Generator - 15JC4N4C
Control - Code 29 (W.D.612B1487)
Code 32 (W.D.612B1543)
Code 149 (W.D.612C2657)
Code 208 (W.D.625A23)
Code 221 (W.D.625A632)

Engine - Spec S
*141D725 Carburetor (Gas)
*405A1424 Housing Assy. - NOTE:
Uses #134D1810 Air
Shutter Assy.
102B549 Oil Base
102B558 Oil Base Heater

15JC-4R/7710R

Generator - 15JC4N4C
Control - Code 149 (W.D.612C2657)
Code 175 (W.D.615B202)
Code 221 (W.D.625A632)

Engine - Spec R
*141D725 Carburetor (Gas)
*134D1810 Air Shutter Assy.
309P196 Hi-Temp. Cut-Off Switch
309A195 Hi-Temp. Switch Bracket
508A126 Hi-Temp. Switch
Insulating Washer
508A127 Hi-Temp. Switch
Insulating Bushing
332A876 Hi-Temp. Switch
Terminal

15JC-4R/7710S

Generator - 15JC4N4C
Control - Code 149 (W.D.612C2657)
Code 175 (W.D.615B202)
Code 221 (W.D.625A632)

Engine - Spec S
*141D725 Carburetor (Gas)
*134D1810 Air Shutter Assy.
309P196 Hi-Temp. Cut-Off Switch
309A195 Hi-Temp. Switch Bracket
508A126 Hi-Temp. Switch
Insulating Washer
508A127 Hi-Temp. Switch
Insulating Bushing
332A876 Hi-Temp. Switch
Terminal

15JC-4R/7749S

Generator - 15JC4N4C
Control - Code 32 (W.D.612B1543)
Code 231 (W.D.612C2851)
Code 221 (W.D.625A632)

Engine - Spec S
*140K893 Carb. Air Heater Kit
*405A1421 Housing Assy.
*159A799 Fuel Tank Assy.
309P196 Hi-Temp. Cut-Off Switch
309A195 Hi-Temp. Switch Bracket
508A126 Hi-Temp. Switch
Insulating Washer
508A127 Hi-Temp. Switch
Insulating Bushing
332A876 Hi-Temp. Switch
Terminal

15JC-4R/7811S

Generator - 15JC4N4C
Control - Code 355 (W.D.612C3929)
Engine - Spec S
*141D725 Carburetor (Gas)
309A169 Low Oil Pressure Switch
193A108 Oil Pressure Sender
502-94 Oil Pressure Sender
Elbow
134D1178 Crank Support Grille
338B486 Starter to Control
Harness

15JC-4R/7824R

Generator - 15JC4N4C
Control - Code 150 (W.D.612C2658)
Code 184 (W.D.615B230)
Code 221 (W.D.625A632)

Engine - Spec R
*141D720 Carburetor (Gas-Gaso)
*134D1810 Air Shutter Assy.
309P196 Hi-Temp. Cut-Off
Switch
309A195 Hi-Temp. Switch
Bracket
508A126 Hi-Temp. Switch
Insulating Washer
508A127 Hi-Temp. Switch
Insulating Bushing
332A876 Hi-Temp. Switch
Terminal

15JC-4R/7871S

Generator - 15JC/179
Control - Code 28 (W.D.612B1486)
Code 32 (W.D.612B1543)
Code 159 (W.D.612C2735)
Code 208 (W.D.625A23)
Code 221 (W.D.625A632)

Engine - Spec S
*141D725 Carburetor (Gas)
*405A1422 Housing Assy.
309P196 Hi-Temp. Cut-Off Switch
309A195 Hi-Temp. Switch Bracket
508A126 Hi-Temp. Switch
Insulating Washer
508A127 Hi-Temp. Switch
Insulating Bushing
332A876 Hi-Temp. Switch
Terminal
102B549 Oil Base
102B558 Oil Base Heater
155P360 Muffler
140A78 Muffler Mtg. Band (2)
155A949 Flex. Exhaust Tube

15JC-4R/7892S

Generator - 15JC4N4C
Control - Code 32 (W.D.612B1543)
Code 150 (W.D.612C2658)
Code 221 (W.D.625A632)

301C2088 Blank Instrument Panel
Engine - Spec S
*140K893 Carb. Air Heater Kit
*405A1422 Housing Assy.
*159A799 Fuel Tank Assy.

*-Refer to Accessory Section for Component Parts.

▲-Order unit or components not listed
from Mfrg. giving complete data shown
on nameplate of the part.

MODEL DATA SECTION

195

15JC-4R/7902S

Generator - 15JC4N4C
Control - Code 28 (W.D.612B1486)
Code 32 (W.D.612B1543)
Code 150 (W.D.612C2658)
Code 208 (W.D.625A23)
Code 221 (W.D.625A632)
Engine - Spec S
*141D720 Carburetor (Gas-Gaso)
*405A1424 Housing Assy. - NOTE:
Uses #134D1810 Air
Shutter Assy.
*159A799 Fuel Tank Assy.
102B549 Oil Base
102B558 Oil Base Heater

15JC-4R/7967S

Generator - 15JC/179
Control - Code 343 (W.D.612C3798)
Code 180 (W.D.615B218)
Code 221 (W.D.625A632)
Engine - Spec S
*141D725 Carburetor (Gas)
134D1805 Air Outlet Duct
309P196 Hi-Temp. Cut-Off Switch
309A195 Hi-Temp. Switch Bracket
508A126 Hi-Temp. Switch
Insulating Washer
508A127 Hi-Temp. Switch
Insulating Bushing
332A876 Hi-Temp. Switch Terminal
154B1224 Intake Manifold
148A367 Vacuum Switch Regulator
148A674 Vacuum Switch Bracket
148A675 Vacuum Switch Line
502-20 Elbow - Regulator
502P82 Nipple - Regulator Elbow
to Tee
502-1 Tee - Regulator to Intake
Manifold
502P369 Cap - Regulator Tee
502-3 Connector - Regulator to
Intake Manifold

15JC-4R/7968S

Generator - 15JC4N4C
Control - Code 29 (W.D.612B1487)
Code 32 (W.D.612B1543)
Code 237 (W.D.612C2873)
Code 208 (W.D.625A23)
Code 221 (W.D.625A632)
Engine - Spec S
*141D720 Carburetor (Gas-Gaso)
*405A1422 Housing Assy.
309P196 Hi-Temp. Cut-Off Switch
309A195 Hi-Temp. Switch Bracket
508A126 Hi-Temp. Switch
Insulating Washer
508A127 Hi-Temp. Switch
Insulating Bushing
332A876 Hi-Temp. Switch Terminal
102B549 Oil Base
102B558 Oil Base Heater

15JC-4R/7986S

Generator - 15JC/179
Control - Code 23 (W.D.612B1469)

15JC-4R/7986S (Cont.)

Code 32 (W.D.612B1543)
Code 161 (W.D.612C2737)
Code 208 (W.D.625A23)
Code 221 (W.D.625A632)
Engine - Spec S
*141D725 Carburetor (Gas)
*405A1424 Housing Assy. - NOTE:
Uses #134D1810 Air
Shutter Assy.
309P196 Hi-Temp. Cut-Off Switch
309A195 Hi-Temp. Switch Bracket
508A126 Hi-Temp. Switch
Insulating Washer
508A127 Hi-Temp. Switch
Insulating Bushing
332A876 Hi-Temp. Switch
Terminal
102B549 Oil Base
102B558 Oil Base Heater

15JC-4R/8015S

Generator - 15JC4N4C
Control - Code 28 (W.D.612B1486)
Code 32 (W.D.612B1543)
Code 149 (W.D.612C2657)
Code 221 (W.D.625A632)
Engine - Spec S
*141D725 Carburetor (Gas)
*405A1726 Housing Assy.
155P360 Muffler
140A78 Muffler Mtg. Band (2)
155A949 Flex. Exhaust Tube

15JC-4R/8056S

Generator - 15JC/179
Control - Code 253 (W.D.612C3008)
Code 180 (W.D.615B218)
Code 221 (W.D.625A632)

Engine - Spec S
*141D725 Carburetor (Gas)
134D1805 Air Outlet Duct
309P196 Hi-Temp. Cut-Off Switch
309A195 Hi-Temp. Switch Bracket
508A126 Hi-Temp. Switch
Insulating Washer
508A127 Hi-Temp. Switch
Insulating Bushing
332A876 Hi-Temp. Switch
Terminal

15JC-4R/8085S

Generator - 15JC4N4C
Control - Code 150 (W.D.612C2658)
Code 175 (W.D.615B202)
Code 221 (W.D.625A632)
Engine - Spec S
*141D725 Carburetor (Gas)
*134D1810 Air Shutter Assy.
112A92 Piston & Pin Assy. (4)

15JC-4R/8127S

Generator - 15JC4N4C
Control - Code 348 (W.D.612C3853)
Code 221 (W.D.625A632)
Engine - Spec S
*141D725 Carburetor (Gas)

15JC-4R/8127S (Cont.)

134D1805 Air Outlet Duct
154B1224 Intake Manifold
148A367 Vacuum Switch
Regulator
148A674 Vacuum Switch Bracket
148A675 Vacuum Switch Line
502-20 Elbow - Regulator
502P82 Nipple - Regulator Elbow
to Tee
502-1 Tee - Regulator to
Intake Manifold
502P369 Cap - Regulator Tee
502-3 Connector - Regulator
to Intake Manifold

15JC-4R/8169S

Generator - 15JC4N4C
Control - Code 32 (W.D.612B1543)
Code 150 (W.D.612C2658)
Code 208 (W.D.625A23)
Code 221 (W.D.625A632)

Engine - Spec S
*140K893 Carb. Air Heater Kit
*405A1725 Housing Assy.
*159A799 Fuel Tank Assy.
309P196 Hi-Temp. Cut-Off Switch
309A195 Hi-Temp. Switch Bracket
508A126 Hi-Temp. Switch
Insulating Washer
508A127 Hi-Temp. Switch
Insulating Bushing
332A876 Hi-Temp. Switch
Terminal
102B549 Oil Base
102B558 Oil Base Heater
155P360 Muffler
140A78 Muffler Mtg. Band (2)
155A949 Flex. Exhaust Tube

15JC-4R/8198S

Generator - 15JC4N4C
Control - Code 28 (W.D.612B1486)
Code 32 (W.D.612B1543)
Code 150 (W.D.612C2658)
Code 208 (W.D.625A23)
Code 221 (W.D.625A632)

Engine - Spec S
*141D725 Carburetor (Gas)
*405A1724 Housing Assy.
309P196 Hi-Temp. Cut-Off Switch
309A195 Hi-Temp. Switch Bracket
508A126 Hi-Temp. Switch
Insulating Washer
508A127 Hi-Temp. Switch
Insulating Bushing
332A876 Hi-Temp. Switch
Terminal
102B549 Oil Base
102B558 Oil Base Heater
155P360 Muffler
140A78 Muffler Mtg. Band (2)
155A949 Flex. Exhaust Tube

*-Refer to Accessory Section for Component Parts.

MODEL DATA SECTION

15JC-4R/8211S

Generator - 15JC4N4C
 Control - Code 32 (W.D.612B1543)
 Code 149 (W.D.612C2657)
 Code 208 (W.D.625A23)
 Code 221 (W.D.625A632)
 Engine - Spec S
 *141D720 Carburetor (Gas-Gaso)
 *405A1421 Housing Assy.
 *159A799 Fuel Tank Assy.
 102B549 Oil Base
 102B558 Oil Base Heater

15JC-4R/8367S

Generator - 15JC/179
 Control - Code 161 (W.D.612C2737)
 Code 180 (W.D.615B218)
 Code 221 (W.D.625A632)
 Engine - Spec S
 *141D725 Carburetor (Gas)
 *134D1810 Air Shutter Assy.
 *403A792 Skid Base Assy.
 416B522 Battery Support Plate
 112A92 Piston & Pin Assy. (4)
 309P196 Hi-Temp. Cut-Off Switch
 309A195 Hi-Temp. Switch Bracket
 508A126 Hi-Temp. Switch
 Insulating Washer
 508A127 Hi-Temp. Switch
 Insulating Bushing
 332A876 Hi-Temp. Switch Terminal

15JC-4R/8540S

Generator - 15JC4N4C
 Control - Code 149 (W.D.612C2657)
 Code 221 (W.D.625A632)
 Engine - Spec S
 *141D725 Carburetor (Gas)
 112A92 Piston & Pin Assy. (4)

15JC-4R/8546S

Generator - 15JC/179
 Control - Code 23 (W.D.612B1469)
 Code 32 (W.D.612B1543)
 Code 161 (W.D.612C2737)
 Code 208 (W.D.625A23)
 Code 221 (W.D.625A632)
 Engine - Spec S
 *141D725 Carburetor (Gas)
 *405A1424 Housing Assy. - NOTE:
 Uses #134D1810 Air
 Shutter Assy.
 309P196 Hi-Temp. Cut-Off Switch
 309A195 Hi-Temp. Switch Bracket
 508A126 Hi-Temp. Switch
 Insulating Washer
 508A127 Hi-Temp. Switch
 Insulating Bushing
 332A876 Hi-Temp. Switch
 Terminal
 112A92 Piston & Pin Assy. (4)
 102B549 Oil Base
 102B558 Oil Base Heater

15JC-4R/8548S

Generator - 15JC4N4C
 Control - Code 150 (W.D.612C2658)

15JC-4R/8548S (Cont.)

Code 221 (W.D.625A632)
 Engine - Spec S
 *141D725 Carburetor (Gas)
 *134D1810 Air Shutter Assy.
 112A92 Piston & Pin Assy. (4)
 309P196 Hi-Temp. Cut-Off Switch
 309A195 Hi-Temp. Switch Bracket
 508A126 Hi-Temp. Switch
 Insulating Washer
 508A127 Hi-Temp. Switch
 Insulating Bushing
 332A876 Hi-Temp. Switch
 Terminal

15JC-4R/8632S

Generator - 15JC4N4C
 Control - Code 32 (W.D.612B1543)
 Code 149 (W.D.612C2657)
 Code 221 (W.D.625A632)
 Engine - Spec S
 *141D725 Carburetor (Gas)
 *405A1421 Housing Assy.
 112A92 Piston & Pin Assy. (4)
 309P196 Hi-Temp. Cut-Off Switch
 309A195 Hi-Temp. Switch Bracket
 508A126 Hi-Temp. Switch
 Insulating Washer
 508A127 Hi-Temp. Switch
 Insulating Bushing
 332A876 Hi-Temp. Switch
 Terminal

15JC-4R/8633S

Generator - 15JC4N4C
 Control - Code 150 (W.D.612C2658)
 Code 221 (W.D.625A632)
 Engine - Spec S
 *141D725 Carburetor (Gas)
 134D1805 Air Outlet Duct
 112A92 Piston & Pin Assy. (4)
 309P196 Hi-Temp. Cut-Off Switch
 309A195 Hi-Temp. Switch Bracket
 508A126 Hi-Temp. Switch
 Insulating Washer
 508A127 Hi-Temp. Switch
 Insulating Bushing
 332A876 Hi-Temp. Switch
 Terminal

15JC-4R31/710S

Generator - 15JC4N4C
 Control - Code 258 (W.D.612C3077)
 Code 295 (W.D.615B300)
 Code 221 (W.D.625A632)
 Engine - Spec S
 *141D725 Carburetor (Gas)
 307B845 Start Solenoid
 306A195 Start Solenoid Bracket
 307P312 Supply Line Fuel
 Solenoid Valve -
 Electric
 149P558 Supply Line Fuel
 Strainer

15JC-4R131/248S

Generator - 15JC4N4C

15JC-4R131/248S (Cont.)

Control - Code 258 (W.D.612C3077)
 Code 208 (W.D.625A23)
 Code 221 (W.D.625A632)
 Engine - Spec S
 *141D725 Carburetor (LPG)
 102B549 Oil Base
 102B558 Oil Base Heater
 307B845 Start Solenoid
 306A195 Start Solenoid Bracket
 307P312 Supply Line Fuel
 Solenoid Valve -
 Electric
 149P558 Supply Line Fuel
 Strainer

15JC-4R31/1715R

Generator - 15JC4N4C
 Control - Code 322 (W.D.612C3630)
 Code 221 (W.D.625A632)
 Engine - Spec R
 *141D725 Carburetor (Gas)
 112A106 Piston & Pin Assy. (4)
 307B845 Start Solenoid
 306A195 Start Solenoid Bracket
 307P312 Supply Line Fuel
 Solenoid Valve -
 Electric
 149P558 Supply Line Fuel
 Strainer

15JC-4R31/2468S or 15.0JC-4R31/2539S

Generator - 15JC4N4C
 Control - Code 258 (W.D.612C3077)
 Code 221 (W.D.625A632)
 Engine - Spec S
 *141D725 Carburetor (Gas)
 134D1805 Air Outlet Duct
 307B845 Start Solenoid
 306A195 Start Solenoid Bracket
 307P312 Supply Line Fuel
 Solenoid Valve -
 Electric
 149P558 Supply Line Fuel
 Strainer

15JC-4R31/2488S or 15.0JC-4R31/2733S

Generator - 15JC4N4C
 Control - Code 258 (W.D.612C3077)
 Code 295 (W.D.615B300)
 Code 221 (W.D.625A632)
 Engine - Spec S
 *141D725 Carburetor (Gas)
 134D1805 Air Outlet Duct
 307B845 Start Solenoid
 306B195 Start Solenoid Bracket
 307P312 Supply Line Fuel
 Solenoid Valve -
 Electric
 149P558 Supply Line Fuel
 Strainer

15JC-4R31/3405S

Generator - 15JC4N4C
 Control - Code 258 (W.D.612C3077)
 Code 297 (W.D.615B307)
 Code 221 (W.D.625A632)

MODEL DATA SECTION

197

15JC-4R31/3405S (Cont.)

Engine - Spec S
 *141D725 Carburetor (Gas)
 134D1805 Air Outlet Duct
 307B845 Start Solenoid
 306A195 Start Solenoid Bracket
 307P312 Supply Line Fuel Solenoid Valve - Electric
 149P558 Supply Line Fuel Strainer

15JC-4R31/8096S

Generator - 15JC/179
 Control - Code 271 (W.D.612C3310)
 Code 221 (W.D.625A632)
 Engine - Spec S
 *141D725 Carburetor (Gas)
 134D1805 Air Outlet Duct
 309P196 Hi-Temp. Cut-Off Switch
 309A195 Hi-Temp. Switch Bracket
 508A126 Hi-Temp. Switch
 Insulating Washer
 508A127 Hi-Temp. Switch
 Insulating Bushing
 332A876 Hi-Temp. Switch Terminal
 307B845 Start Solenoid
 306A195 Start Solenoid Bracket
 307P312 Supply Line Fuel Solenoid Valve - Electric
 149P558 Supply Line Fuel Strainer

15JC-4R31/8539S

Generator - 15JC4N4C
 Control - Code 258 (W.D.612C3077)
 Code 221 (W.D.625A632)
 Engine - Spec S
 *141D725 Carburetor (Gas)
 112A92 Piston & Pin Assy. (4)
 307B845 Start Solenoid
 306A195 Start Solenoid Bracket
 307P312 Supply Line Fuel Solenoid Valve - Electric
 149P558 Supply Line Fuel Strainer

15JC-4R31/8601S

Generator - 15JC4N4C
 Control - Code 258 (W.D.612C3077)
 Code 221 (W.D.625A632)
 Engine - Spec S
 *141D725 Carburetor (Gas)
 134D1805 Air Outlet Duct
 112A92 Piston & Pin Assy. (4)
 307B845 Start Solenoid
 306A195 Start Solenoid Bracket
 307P312 Supply Line Fuel Solenoid Valve - Electric
 149P558 Supply Line Fuel Strainer

15JC-4R131/2468S

Generator - 15JC4N4C
 Control - Code 258 (W.D.612C3077)
 Code 221 (W.D.625A632)
 Engine - Spec S
 *141D725 Carburetor (LPG)
 134D1805 Air Outlet Duct
 307B845 Start Solenoid
 306A195 Start Solenoid Bracket
 307P312 Supply Line Fuel Solenoid Valve - Electric
 149P558 Supply Line Fuel Strainer

15JC-4R131/7841S

Generator - 15JC4N4C
 Control - Code 258 (W.D.612C3077)
 Code 297 (W.D.615B307)
 Code 221 (W.D.625A632)
 Engine - Spec S
 *141D725 Carburetor (LPG)
 *403A792 Skid Base Assy.
 416B522 Battery Support Plate
 134D1805 Air Outlet Duct
 307B845 Start Solenoid
 306A195 Start Solenoid Bracket
 307P312 Supply Line Fuel Solenoid Valve - Electric
 149P558 Supply Line Fuel Strainer

15JC-4R131/7864S

Generator - 15JC4N4C
 Control - Code 261 (W.D.612C3101)
 Code 295 (W.D.615B300)
 Code 221 (W.D.625A632)
 Engine - Spec S
 *141D725 Carburetor (LPG)
 309P196 Hi-Temp. Cut-Off Switch
 309A195 Hi-Temp. Switch Bracket
 508A126 Hi-Temp. Switch
 Insulating Washer
 508A127 Hi-Temp. Switch
 Insulating Bushing
 332A876 Hi-Temp. Switch Terminal
 307B845 Start Solenoid
 306A195 Start Solenoid Bracket
 307P312 Supply Line Fuel Solenoid Valve - Electric
 149P558 Supply Line Fuel Strainer

15JC-4R131/8539S

Generator - 15JC4N4C
 Control - Code 258 (W.D.612C3077)
 Code 221 (W.D.625A632)
 Engine - Spec S
 *141D725 Carburetor (LPG)
 112A92 Piston & Pin Assy. (4)
 307B845 Start Solenoid
 306A195 Start Solenoid Bracket
 307P312 Supply Line Fuel Solenoid Valve - Electric
 149P558 Supply Line Fuel Strainer

15JC-4RV/1S or 15.0JC-4R/8100S

Generator - 15JC4N4C
 Control - Code 149 (W.D.612C2657)
 Code 221 (W.D.625A632)
 Engine - Spec S
 Vacu-Flo Cooled
 *140K892 Carb. Air Heater Kit

15JC-4RV/12S or 15.0JC-4R/8389S

Generator - 15JC4N4C
 Control - Code 149 (W.D.612C2657)
 Code 221 (W.D.625A632)
 Engine - Spec S
 Vacu-Flo Cooled
 *141D720 Carburetor (Gas-Gaso)

15JC-4RV/13S or 15.0JC-4R/8390S

Generator - 15JC4N4C
 Control - Code 149 (W.D.612C2657)
 Code 221 (W.D.625A632)
 Engine - Spec S
 Vacu-Flo Cooled
 *141D725 Carburetor (Gas)

15JC-4RV31/1S or 15.0JC-4R31/8390S

Generator - 15JC4N4C
 Control - Code 258 (W.D.612C3077)
 Code 221 (W.D.625A632)
 Engine - Spec S
 Vacu-Flo Cooled
 *141D725 Carburetor (Gas)
 307B845 Start Solenoid
 306A195 Start Solenoid Bracket
 307P312 Supply Line Fuel Solenoid Valve - Electric
 149P558 Supply Line Fuel Strainer

15JC-4RV/710S

Generator - 15JC4N4C
 Control - Code 149 (W.D.612C2657)
 Code 175 (W.D.615B202)
 Code 221 (W.D.625A632)
 Engine - Spec S
 Vacu-Flo Cooled
 *140K892 Carb. Air Heater Kit

15JC-4RV/768S

Generator - 15JC4N4C
 Control - Code 149 (W.D.612C2657)
 Code 175 (W.D.615B202)
 Code 221 (W.D.625A632)
 Engine - Spec S
 Vacu-Flo Cooled
 *141D720 Carburetor (Gas-Gaso)

15JC-4RV/1282S

Generator - 15JC4N4C
 Control - Code 150 (W.D.612C2658)
 Code 221 (W.D.625A632)
 Engine - Spec S
 Vacu-Flo Cooled
 *141D720 Carburetor (Gas-Gaso)
 309P162 Hi-Temp. Cut-Off Switch
 338A337 Hi-Temp. Switch Wiring Harness

15JC-4RV/1593S

Generator - 15JC4N4C
 Control - Code 150 (W.D.612C2658)
 Code 221 (W.D.625A632)
 Engine - Spec S
 Vacu-Flo Cooled
 *140K892 Carb. Air Heater Kit
 *159B760 Reservoir Tank Assy.
 309P162 Hi-Temp. Cut-Off Switch
 338A337 Hi-Temp. Switch Wiring Harness

*-Refer to Accessory Section for Component Parts.

MODEL DATA SECTION

15JC-4RV/1982S

Generator - 15JC4N4C
Control - Code 149 (W.D.612C2657)
Code 175 (W.D.615B202)
Code 221 (W.D.625A632)
Engine - Spec S
Vacu-Flo Cooled
*141D720 Carburetor (Gas)

15JC-4RV/2198S

Generator - 15JC4N4C
Control - Code 150 (W.D.612C2658)
Code 221 (W.D.625A632)
Engine - Spec S
Vacu-Flo Cooled
*140K892 Carb. Air Heater Kit
309P162 Hi-Temp. Cut-Off Switch
338A337 Hi-Temp. Switch Wiring
Harness

15JC-4RV/2300S

Generator - 15JC4N4C
Control - Code 347 (W.D.612C3844)
Code 221 (W.D.625A632)
Engine - Spec S
Vacu-Flo Cooled
*140K892 Carb. Air Heater Kit
149A1131 Fuel Line - Pump to
Carburetor
166A355 Distributor Drive Gear
▲166B357 Distributor - Less Cover
Adapter, Cover Leads &
Condenser
166B351 Breaker Point Cover
166B350 Breaker Point Cover
Adapter
167A61 Distributor Nipple (2)
312A115 Condenser (2)
166A397 Distributor Shield Gasket
166P245 Breaker Point Set (2)
160A1098 Ignition Coil Mtg. Plate
▲166B382 Ignition Coil (2)
503-465 Ignition Coil Clamp (2)
337A71 Ground Strap - Ignition
Coil (2)
304A60 Resistor - Fixed (2)
167A215 Spark Plug (4)
167A1509 Spark Plug Cable - 20"
long (2)
167A1508 Spark Plug Cable - 28"
long
167A1474 Spark Plug Cable - 23"
long

15JC-4RV/2896S or 15.0JC-4R/8505S

Generator - 15JC4N4C
Control - Code 150 (W.D.612C2658)
Code 221 (W.D.625A632)
Engine - Spec S
Vacu-Flo Cooled
*141D725 Carburetor (Gas)
309P162 Hi-Temp. Cut-Off Switch
338A337 Hi-Temp. Switch Wiring
Harness

15JC-4RV/3885S

Generator - 15JC4N4C
Control - Code 150 (W.D.612C2658)

15JC-4RV/3885S (Cont.)

Code 175 (W.D.615B202)
Code 221 (W.D.625A632)
Engine - Spec S
Vacu-Flo Cooled
*141D725 Carburetor (Gas)
309P162 Hi-Temp. Cut-Off Switch
338A337 Hi-Temp. Switch Wiring
Harness

15JC-4RV/4509S

Generator - 15JC4N4C
Control - Code 150 (W.D.612C2658)
Code 221 (W.D.625A632)
Engine - Spec S
Vacu-Flo Cooled
*141D725 Carburetor (Gas)
*403A792 Skid Base Assy.
416B522 Battery Support Plate

15JC-4RV/4771S

Generator - 15JC4N4C
Control - Code 150 (W.D.612C2658)
Code 180 (W.D.615B218)
Code 221 (W.D.625A632)
Engine - Spec S
Vacu-Flo Cooled
*141D725 Carburetor (Gas)
309P162 Hi-Temp. Cut-Off Switch
338A337 Hi-Temp. Switch Wiring
Harness

15JC-4RV/4828S

Generator - 15JC4N4C
Control - Code 150 (W.D.612C2658)
Code 181 (W.D.615B221)
Code 221 (W.D.625A632)
Engine - Spec S
Vacu-Flo Cooled
*140K892 Carb. Air Heater Kit
309P162 Hi-Temp. Cut-Off Switch
338A337 Hi-Temp. Switch Wiring
Harness

15JC-4RV/6011R

Generator - 15JC/179
Control - Code 159 (W.D.612C2735)
Code 221 (W.D.625A632)
Engine - Spec R
Vacu-Flo Cooled
*141D720 Carburetor (Gas-Gaso)
309P162 Hi-Temp. Cut-Off Switch
338A337 Hi-Temp. Switch Wiring
Harness

15JC-4RV/6011S

Generator - 15JC/179
Control - Code 159 (W.D.612C2735)
Code 221 (W.D.625A632)
Engine - Spec S
Vacu-Flo Cooled
*141D720 Carburetor (Gas-Gaso)
309P162 Hi-Temp. Cut-Off Switch
338A337 Hi-Temp. Switch Wiring
Harness

15JC-4RV/6126S

Generator - 15JC4N4C

15JC-4RV/6126S (Cont.)

Control - Code 237 (W.D.612C2873)
Code 184 (W.D.615B230)
Code 221 (W.D.625A632)
Engine - Spec S
Vacu-Flo Cooled
*141D725 Carburetor (Gas)
309P171 Hi-Temp. Cut-Off Switch
338A337 Hi-Temp. Switch Wiring
Harness

15JC-4RV/6323S

Generator - 15JC4N4C
Control - Code 150 (W.D.612C2658)
Code 221 (W.D.625A632)
Engine - Spec S
Vacu-Flo Cooled
140P721 Air Cleaner
140P722 Air Cleaner Band (2)
140B720 Air Cleaner Mtg. Bracket
503P419 Air Cleaner Elbow -
Rubber
503P365 Air Cleaner Hose
Clamp (3)
140B740 Air Cleaner Air Inlet
Tube
503-330 Air Cleaner Hose
140P723 Carb. Air Pre-Cleaner

15JC-4RV/6441S

Generator - 15JC/415
Control - Code 149 (W.D.612C2657)
Code 208 (W.D.625A23)
Code 221 (W.D.625A632)
Engine - Spec S
Vacu-Flo Cooled
*140K892 Carb. Air Heater Kit
102B549 Oil Base
102B558 Oil Base Heater

15JC-4RV/7429R

Generator - 15JC4N4C
Control - Code 150 (W.D.612C2658)
Code 175 (W.D.615B202)
Code 221 (W.D.625A632)
Engine - Spec R
Vacu-Flo Cooled
*140K892 Carb. Air Heater Kit
309P162 Hi-Temp. Cut-Off Switch
338A337 Hi-Temp. Switch Wiring
Harness

15JC-4RV/7528S

Generator - 15JC4N4C
Control - Code 149 (W.D.612C2657)
Code 208 (W.D.625A23)
Code 221 (W.D.625A632)
Engine - Spec S
Vacu-Flo Cooled
*140K892 Carb. Air Heater Kit
*403A792 Skid Base Assy.
416B522 Battery Support Plate
102B549 Oil Base
102B558 Oil Base Heater

15JC-4RV/7617S

Generator - 15JC4N4C
Control - Code 328 (W.D.612C3677)

*-Refer to Accessory Section for Component Parts.

▲Order unit or components not listed from mfg. giving complete data shown on name plate of the part.

(Cont. next page)

MODEL DATA SECTION

199

15JC-4RV/7617S (Cont.)

Code 180 (W.D.615B218)
Code 221 (W.D.625A632)
Engine - Spec S
Vacu-Flo Cooled
*141D725 Carburetor (Gas)
154B1224 Intake Manifold
148A367 Vacuum Switch Regulator
148A674 Vacuum Switch Bracket
148A675 Vacuum Switch Line
502-20 Elbow - Regulator
502P82 Nipple - Regulator Elbow
to Tee
502-1 Tee - Regulator to Intake
Manifold
502P369 Cap - Regulator Tee
502-3 Connector - Regulator
to Intake Manifold

15JC-4RV/7901S

Generator - 15JC4N4C
Control - Code 150 (W.D.612C2658)
Code 221 (W.D.625A632)
Engine - Spec S
Vacu-Flo Cooled
*141D720 Carburetor (Gas-Gaso)
140P721 Air Cleaner
140P722 Air Cleaner Band (2)
140B720 Air Cleaner Mtg. Bracket
503P419 Air Cleaner Elbow -
Rubber
503P365 Air Cleaner Hose
Clamp (3)
140B740 Air Cleaner Air Inlet
Tube
503-330 Air Cleaner Hose
140P723 Carb. Air Pre-Cleaner

15JC-4RV/8180S

Generator - 15JC/179
Control - Code 161 (W.D.612C2737)
Code 373 (W.D.615B344)
Code 221 (W.D.625A632)
323P184 Duplex Receptacle
Engine - Spec S
Vacu-Flo Cooled
*140K892 Carb. Air Heater Kit
309P171 Hi-Temp. Cut-Off Switch
338A337 Hi-Temp. Switch Wiring
Harness

15JC-4RV/8540S

Generator - 15JC4N4C
Control - Code 149 (W.D.612C2657)
Code 221 (W.D.625A632)
Engine - Spec S
Vacu-Flo Cooled
*141D725 Carburetor (Gas)
112A92 Piston & Pin Assy. (4)

15JC-4RV/8547S

Generator - 15JC4N4C
Control - Code 150 (W.D.612C2658)
Code 221 (W.D.625A632)
Engine - Spec S
Vacu-Flo Cooled
*141D725 Carburetor (Gas)
112A92 Piston & Pin Assy. (4)

15JC-4RV/8547S (Cont.)

309P162 Hi-Temp. Cut-Off Switch
338A337 Hi-Temp. Switch Wiring
Harness

15JC-4RV/8552S

Generator - 15JC4N4C
Control - Code 150 (W.D.612C2658)
Code 175 (W.D.615B202)
Code 221 (W.D.625A632)
Engine - Spec S
Vacu-Flo Cooled
*141D725 Carburetor (Gas)
112A92 Piston & Pin Assy. (4)
309P162 Hi-Temp. Cut-Off Switch
338A337 Hi-Temp. Switch Wiring
Harness

15JC-4RV/8635S

Generator - 15JC4N4C
Control - Code 150 (W.D.612C2658)
Code 180 (W.D.615B218)
Code 221 (W.D.625A632)
Engine - Spec S
Vacu-Flo Cooled
*141D725 Carburetor (Gas)
112A92 Piston & Pin Assy. (4)
309P162 Hi-Temp. Cut-Off Switch
338A337 Hi-Temp. Switch Wiring
Harness

15JC-4XR/1S or 15.0JC-4XR/1S

Generator - 15JC4XN1C
Control - Code 97 (W.D.612C2240)
Code 212 (W.D.625A423)
Engine - Spec S
*140K894 Carb. Air Heater Kit

15JC-4XR/13S or 15.0JC-4XR/13S

Generator - 15JC4XN1C
Control - Code 97 (W.D.612C2240)
Code 212 (W.D.625A423)
Engine - Spec S
*141D725 Carburetor (Gas)

15JC-4XR31/1S or 15.0JC-4XR31/13S

Generator - 15JC4XN1C
Control - Code 260 (W.D.612C3100)
Code 212 (W.D.625A423)
Engine - Spec S
*141D725 Carburetor (Gas)
307B845 Start Solenoid
306A195 Start Solenoid Bracket
307P312 Supply Line Fuel
Solenoid Valve -
Electric
149P558 Supply Line Fuel
Strainer

15JC-4XR/1018S

Generator - 15JC4XN1C
Control - Code 32 (W.D.612B1543)
Code 97 (W.D.612C2240)
Code 212 (W.D.625A423)
Engine - Spec S
*141D720 Carburetor (Gas-Gaso)
*405A1421 Housing Assy.

15JC-4XR/1027R

Generator - 15JC4XN1C
Control - Code 32 (W.D.612B1543)
Code 97 (W.D.612C2240)
Code 208 (W.D.625A23)
Code 212 (W.D.625A423)
Engine - Spec R
*140K893 Carb. Air Heater Kit
*405A1421 Housing Assy.
*159A799 Fuel Tank Assy.
102B549 Oil Base
102B558 Oil Base Heater

15JC-4XR/1027S or 15.0JC-4XR/1027S

Generator - 15JC4XN1C
Control - Code 32 (W.D.612B1543)
Code 97 (W.D.612C2240)
Code 208 (W.D.625A23)
Code 212 (W.D.625A423)
Engine - Spec S
*140K893 Carb. Air Heater Kit
*405A1421 Housing Assy.
*159A799 Fuel Tank Assy.
102B549 Oil Base
102B558 Oil Base Heater

15JC-4XR/1075S

Generator - 15JC4XN1C
Control - Code 32 (W.D.612B1543)
Code 97 (W.D.612C2240)
Code 212 (W.D.625A423)
Engine - Spec S
*141D720 Carburetor (Gas)
*405A1421 Housing Assy.

15JC-4XR/2539S or 15.0JC-4XR/2539S

Generator - 15JC4XN1C
Control - Code 97 (W.D.612C2240)
Code 212 (W.D.625A423)
Engine - Spec S
*141D725 Carburetor (Gas)
134D1805 Air Outlet Duct

15JC-4XR/2733S

Generator - 15JC4XN1C
Control - Code 97 (W.D.612C2240)
Code 177 (W.D.615B214)
Code 212 (W.D.625A423)
Engine - Spec S
*141D725 Carburetor (Gas)
134D1805 Air Outlet Duct

15JC-4XR/2896S or 15.0JC-4XR/2896S

Generator - 15JC4XN1C
Control - Code 101 (W.D.612C2244)
Code 212 (W.D.625A423)
Engine - Spec S
*141D725 Carburetor (Gas)
309P196 Hi-Temp. Cut-Off Switch
309A195 Hi-Temp. Switch Bracket
508A126 Hi-Temp. Switch
Insulating Washer
508A127 Hi-Temp. Switch
Insulating Bushing
332A876 Hi-Temp. Switch
Terminal

*-Refer to Accessory Section for Component Parts.

MODEL DATA SECTION

15JC-4XR/3098S or 15.0JC-4XR/3098S

Generator - 15JC4XN1C
 Control - Code 101 (W.D.612C2244)
 Code 212 (W.D.625A423)
 Engine - Spec S
 *141D720 Carburetor (Gas-Gaso)
 134D1805 Air Outlet Duct
 309P196 Hi-Temp. Cut-Off Switch
 309A195 Hi-Temp. Switch Bracket
 508A126 Hi-Temp. Switch
 Insulating Washer
 508A127 Hi-Temp. Switch
 Insulating Bushing
 332A876 Hi-Temp. Switch Terminal

15JC-4XR/3157S

Generator - 15JC4XN1C
 Control - Code 101 (W.D.612C2244)
 Code 212 (W.D.625A423)
 Engine - Spec S
 *141D725 Carburetor (Gas)
 134D1805 Air Outlet Duct

15JC-4XR/3471R

Generator - 15JC4XN1C
 Control - Code 101 (W.D.612C2244)
 Code 177 (W.D.615B214)
 Code 212 (W.D.625A423)
 Engine - Spec R
 *141D720 Carburetor (Gas-Gaso)
 134D1805 Air Outlet Duct
 309P196 Hi-Temp. Cut-Off Switch
 309A195 Hi-Temp. Switch Bracket
 508A126 Hi-Temp. Switch
 Insulating Washer
 508A127 Hi-Temp. Switch
 Insulating Bushing
 332A876 Hi-Temp. Switch Terminal

15JC-4XR/3506S

Generator - 15JC4XN1C
 Control - Code 32 (W.D.612B1543)
 Code 97 (W.D.612C2240)
 Code 228 (W.D.612C2378)
 Code 212 (W.D.625A423)
 Engine - Spec S
 *140K893 Carb. Air Heater Kit
 *405A1422 Housing Assy.

15JC-4XR/3570R

Generator - 15JC4XN1C
 Control - Code 32 (W.D.612B1543)
 Code 65 (W.D.612B1859)
 Code 97 (W.D.612C2240)
 Code 212 (W.D.625A423)
 Engine - Spec R
 *141D725 Carburetor (Gas)
 *405A1422 Housing Assy.

15JC-4XR/5232R

Generator - 15JC4XN1C
 Control - Code 101 (W.D.612C2244)
 Code 201 (W.D.615B280)
 Code 212 (W.D.625A423)
 Engine - Spec R
 *141D720 Carburetor (Gas-Gaso)
 134D1805 Air Outlet Duct

15JC-4XR/5232R (Cont.)

309P196 Hi-Temp. Cut-Off Switch
 309A195 Hi-Temp. Switch Bracket
 508A126 Hi-Temp. Switch
 Insulating Washer
 508A127 Hi-Temp. Switch
 Insulating Bushing
 332A876 Hi-Temp. Switch
 Terminal

15JC-4XR/5539S

Generator - 15JC/133
 Control - Code 107 (W.D.612C2267)
 Code 201 (W.D.615B280)
 Code 212 (W.D.625A423)
 Engine - Spec S
 *141D725 Carburetor (Gas)
 134D1805 Air Outlet Duct
 309P196 Hi-Temp. Cut-Off Switch
 309A195 Hi-Temp. Switch Bracket
 508A126 Hi-Temp. Switch
 Insulating Washer
 508A127 Hi-Temp. Switch
 Insulating Bushing
 332A876 Hi-Temp. Switch
 Terminal

15JC-4XR/6074S

Generator - 15JC4XN1C
 Control - Code 101 (W.D.612C2244)
 Code 212 (W.D.625A423)
 Engine - Spec S
 *141D720 Carburetor (Gas-Gaso)
 *134D1810 Air Shutter Assy.
 309P196 Hi-Temp. Cut-Off Switch
 508A126 Hi-Temp. Switch
 Insulating Washer
 508A127 Hi-Temp. Switch
 Insulating Bushing
 332A876 Hi-Temp. Switch
 Terminal
 309A195 Hi-Temp. Switch Bracket

15JC-4XR/6077S or 15.0JC-4XR/6077S

Generator - 15JC/133
 Control - Code 138 (W.D.612C2556)
 Code 201 (W.D.615B280)
 Code 212 (W.D.625A423)

Engine - Spec S
 *141D720 Carburetor (Gas-Gaso)
 *134D1810 Air Shutter Assy.
 309P196 Hi-Temp. Cut-Off Switch
 309A195 Hi-Temp. Switch Bracket
 508A126 Hi-Temp. Switch
 Insulating Washer
 508A127 Hi-Temp. Switch
 Insulating Bushing
 332A876 Hi-Temp. Switch
 Terminal

15JC-4XR/6223S

Generator - 15JC4XN1C
 Control - Code 101 (W.D.612C2244)
 Code 177 (W.D.615B214)
 Code 208 (W.D.625A23)
 Code 212 (W.D.625A423)
 Engine - Spec S
 *141D725 Carburetor (Gas)

15JC-4XR/6223S (Cont.)

102B549 Oil Base
 102B558 Oil Base Heater
 309P196 Hi-Temp. Cut-Off Switch
 309A195 Hi-Temp. Switch Bracket
 508A126 Hi-Temp. Switch
 Insulating Washer
 508A127 Hi-Temp. Switch
 Insulating Bushing
 332A876 Hi-Temp. Switch
 Terminal

15JC-4XR/6280R

Generator - 15JC4XN1C
 Control - Code 32 (W.D.612B1543)
 Code 63 (W.D.612B1851)
 Code 97 (W.D.612C2240)
 Code 212 (W.D.625A423)
 Engine - Spec R
 *141D720 Carburetor (Gas-Gaso)
 *405A1422 Housing Assy.

15JC-4XR/6280S

Generator - 15JC4XN1C
 Control - Code 32 (W.D.612B1543)
 Code 63 (W.D.612B1851)
 Code 97 (W.D.612C2240)
 Code 212 (W.D.625A423)
 Engine - Spec S
 *141D720 Carburetor (Gas-Gaso)
 *405A1422 Housing Assy.

15JC-4XR/6286S

Generator - 15JC4XN1C
 Control - Code 97 (W.D.612C2240)
 Code 212 (W.D.625A423)
 Engine - Spec S
 *141D725 Carburetor (Gas)
 *134D1810 Air Shutter Assy.
 309P196 Hi-Temp. Cut-Off Switch
 309A195 Hi-Temp. Switch Bracket
 508A126 Hi-Temp. Switch
 Insulating Washer
 508A127 Hi-Temp. Switch
 Insulating Bushing
 332A876 Hi-Temp. Switch
 Terminal

15JC-4XR/6354S

Generator - 15JC4XN1C
 Control - Code 101 (W.D.612C2244)
 Code 177 (W.D.615B214)
 Code 212 (W.D.625A423)
 Engine - Spec S
 *141D725 Carburetor (Gas)
 *134D1810 Air Shutter Assy.
 309P196 Hi-Temp. Cut-Off Switch
 309A195 Hi-Temp. Switch Bracket
 508A126 Hi-Temp. Switch
 Insulating Washer
 508A127 Hi-Temp. Switch
 Insulating Bushing
 332A876 Hi-Temp. Switch
 Terminal

MODEL DATA SECTION

201

15JC-4XR/6759S

Generator - 15JC/133
Control - Code 138 (W.D.612C2556)
Code 201 (W.D.615B280)
Code 212 (W.D.625A423)
Engine - Spec S
*141D725 Carburetor (Gas)
*134D1810 Air Shutter Assy.
*403A792 Skid Base Assy.
416B522 Battery Support Plate
309P196 Hi-Temp. Cut-Off Switch
309A195 Hi-Temp. Switch Bracket
508A126 Hi-Temp. Switch
Insulating Washer
508A127 Hi-Temp. Switch
Insulating Bushing
332A876 Hi-Temp. Switch Terminal

15JC-4XR/6791R

Generator - 15JC4XN1C
Control - Code 32 (W.D.612B1543)
Code 101 (W.D.612C2244)
Code 228 (W.D.612B2378)
Code 212 (W.D.625A423)
Engine - Spec R
*140K893 Carb. Air Heater Kit
*405A1422 Housing Assy.
*159B760 Reservoir Tank Assy.
309P196 Hi-Temp. Cut-Off Switch
309A195 Hi-Temp. Switch Bracket
508A126 Hi-Temp. Switch
Insulating Washer
508A127 Hi-Temp. Switch
Insulating Bushing
332A876 Hi-Temp. Switch Terminal

15JC-4XR/6813S

Generator - 15JC4XN1C
Control - Code 97 (W.D.612C2240)
Code 212 (W.D.625A423)
Engine - Spec S
*141D725 Carburetor (Gas)
*134D1810 Air Shutter Assy.

15JC-4XR/7000R

Generator - 15JC4XN1C
Control - Code 32 (W.D.612B1543)
Code 101 (W.D.612C2244)
Code 208 (W.D.625A23)
Code 212 (W.D.625A423)
Code 214 (W.D.625A477)
Engine - Spec S
*141D725 Carburetor (Gas)
*405A1725 Housing Assy.
309P196 Hi-Temp. Cut-Off Switch
309A195 Hi-Temp. Switch Bracket
508A126 Hi-Temp. Switch
Insulating Washer
508A127 Hi-Temp. Switch
Insulating Bushing
332A876 Hi-Temp. Switch Terminal
102B549 Oil Base
102B558 Oil Base Heater
155P360 Muffler
140A78 Muffler Mtg. Band (2)
155A949 Flex. Exhaust Tube

15JC-4XR/7321S

Generator - 15JC4XN1C
Control - Code 101 (W.D.612C2244)
Code 212 (W.D.625A423)
Engine - Spec S
*141D720 Carburetor (Gas-Gaso)
*134D1810 Air Shutter Assy.

15JC-4XR/7358R

Generator - 15JC/133
Control - Code 107 (W.D.612C2267)
Code 201 (W.D.615B280)
Code 212 (W.D.625A423)
Engine - Spec R
*141D720 Carburetor (Gas-Gaso)
134D1805 Air Outlet Duct
309P196 Hi-Temp. Cut-Off Switch
309A195 Hi-Temp. Switch Bracket
508A126 Hi-Temp. Switch
Insulating Washer
508A127 Hi-Temp. Switch
Insulating Bushing
332A876 Hi-Temp. Switch
Terminal
307P312 Supply Line Fuel
Solenoid Valve -
Electric
149P558 Supply Line Fuel
Strainer

15JC-4XR/7374R

Generator - 15JC4XN1C
Control - Code 101 (W.D.612C2244)
Code 201 (W.D.615B280)
Code 212 (W.D.625A423)
Engine - Spec R
*141D720 Carburetor (Gas-Gaso)
*134D1810 Air Shutter Assy.
309P196 Hi-Temp. Cut-Off Switch
309A195 Hi-Temp. Switch Bracket
508A126 Hi-Temp. Switch
Insulating Washer
508A127 Hi-Temp. Switch
Insulating Bushing
332A876 Hi-Temp. Switch
Terminal

15JC-4XR/7374S

Generator - 15JC4XN1C
Control - Code 101 (W.D.612C2244)
Code 201 (W.D.615B280)
Code 212 (W.D.625A423)
Engine - Spec S
*141D720 Carburetor (Gas-Gaso)
*134D1810 Air Shutter Assy.
309P196 Hi-Temp. Cut-Off Switch
309A195 Hi-Temp. Switch Bracket
508A126 Hi-Temp. Switch
Insulating Washer
508A127 Hi-Temp. Switch
Insulating Bushing
332A876 Hi-Temp. Switch
Terminal

15JC-4XR/7377S

Generator - 15JC4XN1C
Control - Code 32 (W.D.612B1543)
Code 101 (W.D.612C2244)

15JC-4XR/7377S (Cont.)

Code 318 (W.D.612A3593)
Code 212 (W.D.625A423)
Engine - Spec S
*141D720 Carburetor (Gas-Gaso)
*405A1424 Housing Assy. - NOTE:
Uses #134D1810 Air
Shutter Assy.
309P196 Hi-Temp. Cut-Off Switch
309A195 Hi-Temp. Switch Bracket
508A126 Hi-Temp. Switch
Insulating Washer
508A127 Hi-Temp. Switch
Insulating Bushing
332A876 Hi-Temp. Switch
Terminal

15JC-4XR/7436R

Generator - 15JC/133
Control - Code 141 (W.D.612C2593)
Code 177 (W.D.615B214)
Code 208 (W.D.625A23)
Code 212 (W.D.625A423)
Engine - Spec R
*141D725 Carburetor (Gas)
102B549 Oil Base
102B558 Oil Base Heater

15JC-4XR/7517R

Generator - 15JC4XN1C
Control - Code 110 (W.D.612C2285)
Code 212 (W.D.625A423)
Engine - Spec R
*141D725 Carburetor (Gas)
134D1805 Air Outlet Duct

15JC-4XR/7649R

Generator - 15JC4XN1C
Control - Code 32 (W.D.612B1543)
Code 63 (W.D.612B1851)
Code 101 (W.D.612C2244)
Code 208 (W.D.625A23)
Code 212 (W.D.625A423)
Engine - Spec R
*140K893 Carb. Air Heater Kit
*405A1424 Housing Assy. - NOTE:
Uses #134D1810 Air
Shutter Assy.
309P196 Hi-Temp. Cut-Off Switch
309A195 Hi-Temp. Switch Bracket
508A126 Hi-Temp. Switch
Insulating Washer
508A127 Hi-Temp. Switch
Insulating Bushing
332A876 Hi-Temp. Switch
Terminal
102B549 Oil Base
102B558 Oil Base Heater

15JC-4XR/7801R

Generator - 15JC/133
Control - Code 142 (W.D.612C2600)
Code 201 (W.D.615A280)
Code 212 (W.D.625A423)
Engine - Spec R
*140K894 Carb. Air Heater Kit

MODEL DATA SECTION

15JC-4XR/7892S

Generator - 15JC4XN1C
 Control - Code 32 (W.D.612B1543)
 Code 101 (W.D.612C2244)
 Code 212 (W.D.625A423)
 301C2373 Blank Instrument Panel
 Engine - Spec S
 *140K893 Carb. Air Heater Kit
 *405A1422 Housing Assy.
 *159A799 Fuel Tank Assy.

15JC-4XR/7893S

Generator - 15JC/133
 Control - Code 138 (W.D.612C2556)
 Code 201 (W.D.615B280)
 Code 212 (W.D.625A423)
 Engine - Spec S
 *141D725 Carburetor (Gas)
 112A92 Piston & Pin Assy. (4)
 309P196 Hi-Temp. Cut-Off Switch
 309A195 Hi-Temp. Switch Bracket
 508A126 Hi-Temp. Switch
 Insulating Washer
 508A127 Hi-Temp. Switch
 Insulating Bushing
 332A876 Hi-Temp. Switch Terminal

15JC-4XR/7939S

Generator - 15JC/133
 Control - Code 138 (W.D.612C2556)
 Code 201 (W.D.615B280)
 Code 212 (W.D.625A423)
 Engine - Spec S
 *141D725 Carburetor (Gas)
 *403A792 Skid Base Assy.
 416B522 Battery Support Plate
 134D1805 Air Outlet Duct
 309P196 Hi-Temp. Cut-Off Switch
 309A195 Hi-Temp. Switch Bracket
 508A126 Hi-Temp. Switch
 Insulating Washer
 508A127 Hi-Temp. Switch
 Insulating Bushing
 332A876 Hi-Temp. Switch Terminal

15JC-4XR/7940S

Generator - 15JC4XN1C
 Control - Code 32 (W.D.612B1543)
 Code 65 (W.D.612B1859)
 Code 101 (W.D.612C2244)
 Code 212 (W.D.625A423)
 Engine - Spec S
 *141D720 Carburetor (Gas-Gaso)
 *405A1724 Housing Assy.
 *159B760 Reservoir Tank Assy.
 *159A799 Fuel Tank Assy.
 155P360 Muffler
 140A78 Muffler Mtg. Band (2)
 155C949 Flex. Exhaust Tube
 309P196 Hi-Temp. Cut-Off Switch
 309A195 Hi-Temp. Switch Bracket
 508A126 Hi-Temp. Switch
 Insulating Washer
 508A127 Hi-Temp. Switch
 Insulating Bushing
 332A876 Hi-Temp. Switch Terminal

15JC-4XR/8230S

Generator - 15JC/133
 Control - Code 107 (W.D.612C2267)
 Code 212 (W.D.625A423)
 Engine - Spec S
 *141D725 Carburetor (Gas)
 *403A792 Skid Base Assy.
 416B522 Battery Support Plate
 309P196 Hi-Temp. Cut-Off Switch
 309A195 Hi-Temp. Switch Bracket
 508A126 Hi-Temp. Switch
 Insulating Washer
 508A127 Hi-Temp. Switch
 Insulating Bushing
 332A876 Hi-Temp. Switch
 Terminal

15JC-4XR/8538S

Generator - 15JC4XN1C
 Control - Code 97 (W.D.612C2240)
 Code 212 (W.D.625A423)
 Engine - Spec S
 *141D725 Carburetor (Gas)
 *134D1810 Air Shutter Assy.
 112A92 Piston & Pin Assy. (4)
 309P196 Hi-Temp. Cut-Off Switch
 309A195 Hi-Temp. Switch Bracket
 508A126 Hi-Temp. Switch
 Insulating Washer
 508A127 Hi-Temp. Switch
 Insulating Bushing
 332A876 Hi-Temp. Switch
 Terminal

15JC-4XR/8542S

Generator - 15JC4XN1C
 Control - Code 97 (W.D.612C2240)
 Code 212 (W.D.625A423)
 Engine - Spec S
 *141D725 Carburetor (Gas)
 134D1805 Air Outlet Duct
 112A92 Piston & Pin Assy. (4)

15JC-4XR/8547S

Generator - 15JC4XN1C
 Control - Code 101 (W.D.612C2244)
 Code 212 (W.D.625A423)
 Engine - Spec S
 *141D725 Carburetor (Gas)
 112A92 Piston & Pin Assy. (4)
 309P196 Hi-Temp. Cut-Off Switch
 309A195 Hi-Temp. Switch Bracket
 508A126 Hi-Temp. Switch
 Insulating Washer
 508A127 Hi-Temp. Switch
 Insulating Bushing
 332A876 Hi-Temp. Switch
 Terminal

15JC-4XR/8603S

Generator - 15JC/133
 Control - Code 138 (W.D.612C2556)
 Code 201 (W.D.615B280)
 Code 212 (W.D.625A423)
 Engine - Spec S
 *141D725 Carburetor (Gas)

15JC-4XR/8603S (Cont.)

*403A792 Skid Base Assy.
 416B522 Battery Support Plate
 134D1805 Air Outlet Duct
 309P196 Hi-Temp. Cut-Off Switch
 309A195 Hi-Temp. Switch Bracket
 508A126 Hi-Temp. Switch
 Insulating Washer
 508A127 Hi-Temp. Switch
 Insulating Bushing
 332A876 Hi-Temp. Switch
 Terminal
 112A92 Piston & Pin Assy. (4)

15JC-4XR/8604S

Generator - 15JC/133
 Control - Code 107 (W.D.612C2267)
 Code 201 (W.D.615B280)
 Code 212 (W.D.625A423)
 Engine - Spec S
 *141D725 Carburetor (Gas)
 134D1805 Air Outlet Duct
 112A92 Piston & Pin Assy. (4)
 309P196 Hi-Temp. Cut-Off Switch
 309A195 Hi-Temp. Switch Bracket
 508A126 Hi-Temp. Switch
 Insulating Washer
 508A127 Hi-Temp. Switch
 Insulating Bushing
 332A876 Hi-Temp. Switch
 Terminal

15JC-4XR31/710S

Generator - 15JC4XN1C
 Control - Code 260 (W.D.612C3100)
 Code 369 (W.D.615B334)
 Code 212 (W.D.625A423)
 Engine - Spec S
 *141D725 Carburetor (Gas)
 307B845 Start Solenoid
 306A195 Start Solenoid Bracket
 307P312 Supply Line Fuel
 Solenoid Valve
 149P558 Supply Line Fuel
 Strainer

15JC-4XR31/2468S or15.OJC-4XR31/2539S

Generator - 15JC4XN1C
 Control - Code 260 (W.D.612C3100)
 Code 212 (W.D.625A423)
 Engine - Spec S
 *141D725 Carburetor (Gas)
 134D1805 Air Outlet Duct
 307B845 Start Solenoid
 306A195 Start Solenoid Bracket
 307P312 Supply Line Fuel
 Solenoid Valve -
 Electric
 149P558 Supply Line Fuel
 Strainer

15JC-4XR31/8601S

Generator - 15JC4XN1C
 Control - Code 260 (W.D.612C3100)
 Code 212 (W.D.625A423)

(Cont. next page)

MODEL DATA SECTION

203

15JC-4XR31/8601S (Cont.)

Engine - Spec S
 *141D725 Carburetor (Gas)
 134D1805 Air Outlet Duct
 112A92 Piston & Pin Assy. (4)
 307B845 Start Solenoid
 306A195 Start Solenoid Bracket
 307P312 Supply Line Fuel
 Solenoid Valve - Electric
 149P558 Supply Line Fuel Strainer

15JC-4XRV/13S or 15.0JC-4XR/8390S

Generator - 15JC4XN1C
 Control - Code 97 (W.D.612C2240)
 Code 212 (W.D.625A423)
 Engine - Spec S
 Vacu-Flo Cooled
 *141D725 Carburetor (Gas)

15JC-4XRV31/1S or 15.0JC-4XR31/8390S

Generator - 15JC4XN1C
 Control - Code 260 (W.D.612C3100)
 Code 212 (W.D.625A423)
 Engine - Spec S
 Vacu-Flo Cooled
 *141D725 Carburetor (Gas)
 307B845 Start Solenoid
 306A195 Start Solenoid Bracket
 307P312 Supply Line Fuel
 Solenoid Valve - Electric
 149P558 Supply Line Fuel Strainer

15JC-4XRV/931S

Generator - 15JC4XN1C
 Control - Code 97 (W.D.612C2240)
 Code 186 (W.D.615B234)
 Code 212 (W.D.625A423)
 Engine - Spec S
 Vacu-Flo Cooled
 *141D720 Carburetor (Gas-Gaso)

15JC-4XRV/1282S

Generator - 15JC4XN1C
 Control - Code 101 (W.D.612C2244)
 Code 212 (W.D.625A423)
 Engine - Spec S
 Vacu-Flo Cooled
 *141D720 Carburetor (Gas-Gaso)
 309P162 Hi-Temp. Cut-Off Switch
 338A337 Hi-Temp. Switch Wiring
 Harness

15JC-4XRV/1982R

Generator - 15JC4XN1C
 Control - Code 97 (W.D.612C2240)
 Code 177 (W.D.615B214)
 Code 212 (W.D.625A423)
 Engine - Spec R
 Vacu-Flo Cooled
 *141D725 Carburetor (Gas)

15JC-4XRV31/8539S

Generator - 15JC4XN1C
 Control - Code 260 (W.D.612C3100)
 Code 212 (W.D.625A423)
 Engine - Spec S
 Vacu-Flo Cooled
 *141D725 Carburetor (Gas)

15JC-4XRV31/8539S (Cont.)

112A92 Piston & Pin Assy. (4)
 307B845 Start Solenoid
 306A195 Start Solenoid Bracket
 307P312 Supply Line Fuel
 Solenoid Valve -
 Electric
 149P558 Supply Line Fuel
 Strainer

15JC-5DR/1S or 15.0JC-5DR/1S

Generator - 15JC5DN1C
 Control - Code 98 (W.D.612C2241)
 Code 212 (W.D.625A423)
 Engine - Spec S
 *140K894 Carb. Air Heater Kit

15JC-5DR/12S or 15.0JC-5DR/12S

Generator - 15JC5DN1C
 Control - Code 98 (W.D.612C2241)
 Code 212 (W.D.625A423)
 Engine - Spec S
 *141D720 Carburetor (Gas-Gaso)

15JC-5DR/13S or 15.0JC-5DR/13S

Generator - 15JC5DN1C
 Control - Code 98 (W.D.612C2241)
 Code 212 (W.D.625A423)
 Engine - Spec S
 *141D725 Carburetor (Gas)

15JC-5DR/96S or 15.0JC-5DR/96S

Generator - 15JC5DN1C
 Control - Code 102 (W.D.612C2245)
 Code 212 (W.D.625A423)
 Engine - Spec S
 *140K894 Carb. Air Heater Kit

15JC-5DR/1041S

Generator - 15JC5DN1C
 Control - Code 32 (W.D.612B1543)
 Code 98 (W.D.612C2241)
 Code 212 (W.D.625A423)
 Engine - Spec S
 *140K893 Carb. Air Heater Kit
 *405A1421 Housing Assy.
 *159A799 Fuel Tank Assy.

15JC-5DR/1047S

Generator - 15JC5DN1C
 Control - Code 32 (W.D.612B1543)
 Code 67 (W.D.612B1870)
 Code 98 (W.D.612C2241)
 Code 212 (W.D.625A423)

Engine - Spec S
 *141D720 Carburetor (Gas-Gaso)
 *405A1422 Housing Assy.

15JC-5DR/1075S

Generator - 15JC5DN1C
 Control - Code 32 (W.D.612B1543)
 Code 98 (W.D.612C2241)
 Code 212 (W.D.625A423)
 Engine - Spec S
 *141D725 Carburetor (Gas)
 *405A1421 Housing Assy.

15JC-5DR/1202R

Generator - 15JC5DN1C
 Control - Code 32 (W.D.612B1543)
 Code 98 (W.D.612C2241)
 Code 208 (W.D.625A23)
 Code 212 (W.D.625A423)
 Engine - Spec R
 *141D720 Carburetor (Gas-Gaso)
 *405A1421 Housing Assy.
 102B549 Oil Base
 102B558 Oil Base Heater

15JC-5DR/1873S

Generator - 15JC5DN1C
 Control - Code 32 (W.D.612B1543)
 Code 98 (W.D.612C2241)
 Code 208 (W.D.625A23)
 Code 212 (W.D.625A423)
 Engine - Spec S
 *141D725 Carburetor (Gas)
 *405A1421 Housing Assy.
 102B549 Oil Base
 102B558 Oil Base Heater

15JC-5DR/2442S

Generator - 15JC5DN1C
 Control - Code 98 (W.D.612C2241)
 Code 212 (W.D.625A423)
 Engine - Spec S
 *141D720 Carburetor (Gas-Gaso)
 134D1805 Air Outlet Duct

15JC-5DR/2468S

Generator - 15JC5DN1C
 Control - Code 98 (W.D.612C2241)
 Code 212 (W.D.625A423)
 Engine - Spec S
 *140K893 Carb. Air Heater Kit
 134D1805 Air Outlet Duct

15JC-5DR/2896R

Generator - 15JC5DN1C
 Control - Code 102 (W.D.612C2245)
 Code 212 (W.D.625A423)
 Engine - Spec R
 *141D725 Carburetor (Gas)
 309P196 Hi-Temp. Cut-Off Switch
 309A195 Hi-Temp. Switch Bracket
 508A126 Hi-Temp. Switch
 Insulating Washer
 508A127 Hi-Temp. Switch
 Insulating Bushing
 332A876 Hi-Temp. Switch
 Terminal

15JC-5DR/2896S or 15.0JC-5DR/2896S

Generator - 15JC5DN1C
 Control - Code 102 (W.D.612C2245)
 Code 212 (W.D.625A423)
 Engine - Spec S
 *141D725 Carburetor (Gas)
 309P196 Hi-Temp. Cut-Off Switch
 309A195 Hi-Temp. Switch Bracket
 508A126 Hi-Temp. Switch
 Insulating Washer
 508A127 Hi-Temp. Switch
 Insulating Bushing
 332A876 Hi-Temp. Switch
 Terminal

MODEL DATA SECTION

15JC-5DR/3061S

Generator - 15JC5DN1C
Control - Code 32 (W.D.612B1543)
Code 67 (W.D.612B1870)
Code 102 (W.D.612C2245)
Code 208 (W.D.625A23)
Code 212 (W.D.625A423)

Engine - Spec S
*141D725 Carburetor (Gas)
*405A1422 Housing Assy.
102B549 Oil Base
102B558 Oil Base Heater

15JC-5DR/3405R

Generator - 15JC5DN1C
Control - Code 98 (W.D.612C2241)
Code 176 (W.D.615B209)
Code 212 (W.D.625A423)

Engine - Spec R
*140K893 Carb. Air Heater Kit
134D1805 Air Outlet Duct

15JC-5DR/3550R

Generator - 15JC5DN1C
Control - Code 288 (W.D.612C3483)
Code 212 (W.D.625A423)

Engine - Spec R
*141D725 Carburetor (Gas)

15JC-5DR/4316S

Generator - 15JC5DN1C
Control - Code 98 (W.D.612C2241)
Code 176 (W.D.615B209)
Code 212 (W.D.625A423)

Engine - Spec S
*141D720 Carburetor (Gas-Gaso)
*403A792 Skid Base Assy.
416B522 Battery Support Plate

15JC-5DR/5018S

Generator - 15JC5DN1C
Control - Code 102 (W.D.612C2245)
Code 208 (W.D.615B23)
Code 212 (W.D.625A423)

Engine - Spec S
*141D725 Carburetor (Gas)
134D1805 Air Outlet Duct
102B549 Oil Base
102B558 Oil Base Heater

15JC-5DR/6074S

Generator - 15JC5DN1C
Control - Code 102 (W.D.612C2245)
Code 212 (W.D.625A423)

Engine - Spec S
*141D720 Carburetor (Gas-Gaso)
*134D1810 Air Shutter Assy.
309P196 Hi-Temp. Cut-Off Switch
309A195 Hi-Temp. Switch Bracket
508A126 Hi-Temp. Switch
Insulating Washer
508A127 Hi-Temp. Switch
Insulating Bushing
332A876 Hi-Temp. Switch Terminal

15JC-5DR/6589S

Generator - 15JC5DN1C
Control - Code 32 (W.D.612B1543)

15JC-5DR/6589S (Cont.)

Code 102 (W.D.612C2245)
Code 208 (W.D.625A23)
Code 212 (W.D.625A423)

Engine - Spec S
*141D725 Carburetor (Gas)
*405A1423 Housing Assy. - NOTE:
Uses #134D1810 Air
Shutter Assy.

102B549 Oil Base
102B558 Oil Base Heater
309P196 Hi-Temp. Cut-Off Switch
309A195 Hi-Temp. Switch Bracket
508A126 Hi-Temp. Switch
Insulating Washer
508A127 Hi-Temp. Switch
Insulating Bushing
332A876 Hi-Temp. Switch
Terminal

15JC-5DR/6867R

Generator - 15JC5DN1C
Control - Code 32 (W.D.612B1543)
Code 54 (W.D.612B1741)
Code 102 (W.D.612C2245)
Code 212 (W.D.625A423)

Engine - Spec R
*140K893 Carb. Air Heater Kit
*405A1422 Housing Assy.
309P196 Hi-Temp. Cut-Off Switch
309A195 Hi-Temp. Switch Bracket
508A126 Hi-Temp. Switch
Insulating Washer
508A127 Hi-Temp. Switch
Insulating Bushing
332A876 Hi-Temp. Switch
Terminal

15JC-5DR/6974R

Generator - 15RJC/97
Control - Code 314 (W.D.612D3566)
Code 212 (W.D.625A423)

Engine - Spec R
*141D725 Carburetor (Gas)
309P196 Hi-Temp. Cut-Off Switch
309A195 Hi-Temp. Switch Bracket
508A126 Hi-Temp. Switch
Insulating Washer
508A127 Hi-Temp. Switch
Insulating Bushing
332A876 Hi-Temp. Switch
Terminal

15JC-5DR/7332R

Generator - 15JC/132
Control - Code 32 (W.D.612B1543)
Code 119 (W.D.612C2389)
Code 208 (W.D.625A23)
Code 212 (W.D.625A423)

Engine - Spec R
*141D725 Carburetor (Gas)
*405A1421 Housing Assy.
102B549 Oil Base
102B558 Oil Base Heater
309P196 Hi-Temp. Cut-Off Switch
309A195 Hi-Temp. Switch Bracket
508A126 Hi-Temp. Switch
Insulating Washer

15JC-5DR/7332R (Cont.)

508A127 Hi-Temp. Switch
Insulating Bushing
332A876 Hi-Temp. Switch
Terminal

15JC-5DR/7332S

Generator - 15JC/132
Control - Code 32 (W.D.612B1543)
Code 119 (W.D.612C2389)
Code 208 (W.D.625A23)
Code 212 (W.D.625A423)

Engine - Spec S
*141D725 Carburetor (Gas)
*405A1421 Housing Assy.
102B549 Oil Base
102B558 Oil Base Heater
309P196 Hi-Temp. Cut-Off Switch
309A195 Hi-Temp. Switch Bracket
508A126 Hi-Temp. Switch
Insulating Washer
508A127 Hi-Temp. Switch
Insulating Bushing
332A876 Hi-Temp. Switch
Terminal

15JC-5DR/7337R

Generator - 15JC/132
Control - Code 32 (W.D.612B1543)
Code 323 (W.D.612C3633)
Code 208 (W.D.625A23)
Code 212 (W.D.625A423)

Engine - Spec R
*140K893 Carb. Air Heater Kit
*405A1421 Housing Assy.
*159A799 Fuel Tank Assy.
102B549 Oil Base
102B558 Oil Base Heater

15JC-5DR/7386R

Generator - 15JC/333
Control - Code 32 (W.D.612B1543)
Code 98 (W.D.612C2241)
Code 335 (W.D.612B3745)
Code 208 (W.D.625A23)
Code 215 (W.D.625A496)

Engine - Spec R
*141D720 Carburetor (Gas-Gaso)
*405A1422 Housing Assy.
*159A799 Fuel Tank Assy.
102B549 Oil Base
102B558 Oil Base Heater

15JC-5DR/7386S

Generator - 15JC/333
Control - Code 32 (W.D.612B1543)
Code 98 (W.D.612C2241)
Code 335 (W.D.612B3745)
Code 208 (W.D.625A23)
Code 215 (W.D.625A496)

Engine - Spec S
*141D720 Carburetor (Gas-Gaso)
*405A1422 Housing Assy.
*159A799 Fuel Tank Assy.
102B549 Oil Base
102B558 Oil Base Heater

MODEL DATA SECTION

205

15JC-5DR/7626R

Generator - 15JC5DN1C
Control - Code 32 (W.D.612B1543)
Code 34 (W.D.612B1556)
Code 102 (W.D.612C2245)
Code 212 (W.D.625A423)
Engine - Spec R
*141D720 Carburetor (Gas-Gaso)
*405A1424 Housing Assy. - NOTE:
Uses #134D1810 Air
Shutter Assy.
*159A799 Fuel Tank Assy.

15JC-5DR/7902S

Generator - 15JC5DN1C
Control - Code 32 (W.D.612B1543)
Code 67 (W.D.612B1870)
Code 102 (W.D.612C2245)
Code 208 (W.D.625A23)
Code 212 (W.D.625A423)
Engine - Spec S
*141D720 Carburetor (Gas-Gaso)
*405A1424 Housing Assy. - NOTE:
Uses #134D1810 Air
Shutter Assy.
*159A799 Fuel Tank Assy.
102B549 Oil Base
102B558 Oil Base Heater

15JC-5DR/7981S

Generator - 15JC5DN1C
Control - Code 32 (W.D.612B1543)
Code 34 (W.D.612B1556)
Code 98 (W.D.612C2241)
Code 212 (W.D.625A423)
Engine - Spec S
*141D720 Carburetor (Gas-Gaso)
*405A1424 Housing Assy. - NOTE:
Uses #134D1810 Air
Shutter Assy.
*159A799 Fuel Tank Assy.

15JC-5DR/8007R

Generator - 15JC5DN1C
Control - Code 32 (W.D.612B1543)
Code 67 (W.D.612B1870)
Code 102 (W.D.612C2245)
Code 212 (W.D.625A423)
Engine - Spec R
*140K893 Carb. Air Heater Kit
*405A1424 Housing Assy. - NOTE:
Uses #134D1810 Air
Shutter Assy.
*159A799 Fuel Tank Assy.
102B549 Oil Base
102B558 Oil Base Heater

15JC-5DR/8020S

Generator - 15JC5DN1C
Control - Code 32 (W.D.612B1543)
Code 102 (W.D.612C2245)
Code 208 (W.D.625A23)
Code 212 (W.D.625A423)
301C2088 Blank Instrument Panel
Engine - Spec S
*141D725 Carburetor (Gas)
*405A1422 Housing Assy.
102B549 Oil Base
102B558 Oil Base Heater

15JC-5DR/8120S

Generator - 15JC5DN1C
Control - Code 32 (W.D.612B1543)
Code 66 (W.D.612B1869)
Code 98 (W.D.612C2241)
Code 212 (W.D.625A423)
Engine - Spec S
*140K893 Carb. Air Heater Kit
*405A1422 Housing Assy.
*159A799 Fuel Tank Assy.
102B549 Oil Base
102B558 Oil Base Heater

15JC-5DR/8414S

Generator - 15JC5DN1C
Control - Code 32 (W.D.612B1543)
Code 102 (W.D.612C2245)
Code 208 (W.D.625A23)
Code 212 (W.D.625A423)
301C1195 Blank Instrument Panel
Engine - Spec S
*141D725 Carburetor (Gas)
*405A1422 Housing Assy.
102B549 Oil Base
102B558 Oil Base Heater
309P196 Hi-Temp. Cut-Off Switch
309A195 Hi-Temp. Switch Bracket
508A126 Hi-Temp. Switch
Insulating Washer
508A127 Hi-Temp. Switch
Insulating Bushing
332A876 Hi-Temp. Switch
Terminal

15JC-5DR/8600S

Generator - 15JC5DN1C
Control - Code 32 (W.D.612B1543)
Code 102 (W.D.612C2245)
Code 208 (W.D.625A23)
Code 212 (W.D.625A423)
Engine - Spec S
*141D725 Carburetor (Gas)
*405A1423 Housing Assy. - NOTE:
Uses #134D1810 Air
Shutter Assy.
112A92 Piston & Pin Assy. (4)
309P196 Hi-Temp. Cut-Off Switch
309A195 Hi-Temp. Switch Bracket
508A126 Hi-Temp. Switch
Insulating Washer
508A127 Hi-Temp. Switch
Insulating Bushing
332A876 Hi-Temp. Switch
Terminal
102B549 Oil Base
102B558 Oil Base Heater

15JC-5DR/8636S

Generator - 15JC5DN1C
Control - Code 102 (W.D.612C2245)
Code 208 (W.D.625A23)
Code 212 (W.D.625A423)
Engine - Spec S
*141D725 Carburetor (Gas)
134D1805 Air Outlet Duct
102B549 Oil Base
102B558 Oil Base Heater
112A92 Piston & Pin Assy. (4)

15JC-5DR/8637S

Generator - 15JC5DN1C
Control - Code 32 (W.D.612B1543)
Code 98 (W.D.612C2241)
Code 208 (W.D.625A23)
Code 212 (W.D.625A423)
Engine - Spec S
*141D725 Carburetor (Gas)
*405A1421 Housing Assy.
102B549 Oil Base
102B558 Oil Base Heater
112A92 Piston & Pin Assy. (4)

15JC-5DR31/2468S

Generator - 15JC5DN1C
Control - Code 259 (W.D.612C3099)
Code 212 (W.D.625A423)
Engine - Spec S
*141D725 Carburetor (Gas)
134D1805 Air Outlet Duct
307B845 Start Solenoid
306A195 Start Solenoid Bracket
307P312 Supply Line Fuel
Solenoid Valve -
Electric
149P558 Supply Line Fuel
Strainer

15JC-5DR131/2468S

Generator - 15JC5DN1C
Control - Code 259 (W.D.612C3099)
Code 212 (W.D.625A423)
Engine - Spec S
*141D725 Carburetor (LPG)
134D1805 Air Outlet Duct
307B845 Start Solenoid
306A195 Start Solenoid Bracket
307P312 Supply Line Fuel
Solenoid Valve -
Electric
149P558 Supply Line Fuel
Strainer

15JC-5DRV/1S

Generator - 15JC5DN1C
Control - Code 98 (W.D.612C2241)
Code 212 (W.D.625A423)
Engine - Spec S
Vacu-Flo Cooled
*140K892 Carb. Air Heater Kit

15JC-5DRV/13S

Generator - 15JC5DN1C
Control - Code 98 (W.D.612C2241)
Code 212 (W.D.625A423)
Engine - Spec S
Vacu-Flo Cooled
*141D725 Carburetor (Gas)

15JC-5DRV/710S

Generator - 15JC5DN1C
Control - Code 98 (W.D.612C2241)
Code 178 (W.D.615B216)
Code 212 (W.D.625A423)
Engine - Spec S
Vacu-Flo Cooled
*140K892 Carb. Air Heater Kit

MODEL DATA SECTION

15JC-6XR/5437S

Generator - 15JC/411
 Control - Code 351 (W.D.612C3898)
 Code 186 (W.D.615B234)
 Code 212 (W.D.625A423)
 Engine - Spec S
 *141D725 Carburetor (Gas)
 309P196 Hi-Temp. Cut-Off Switch
 309A195 Hi-Temp. Switch Bracket
 508A126 Hi-Temp. Switch
 Insulating Washer
 508A127 Hi-Temp. Switch
 Insulating Bushing
 332A876 Hi-Temp. Switch Terminal

15JC-6XR/8607S

Generator - 15JC/411
 Control - Code 351 (W.D.612C3898)
 Code 186 (W.D.615B234)
 Code 212 (W.D.625A423)
 Engine - Spec S
 *141D725 Carburetor (Gas)
 112A92 Piston & Pin Assy. (4)
 309P196 Hi-Temp. Cut-Off Switch
 309A195 Hi-Temp. Switch Bracket
 508A126 Hi-Temp. Switch
 Insulating Washer
 508A127 Hi-Temp. Switch
 Insulating Bushing
 332A876 Hi-Temp. Switch Terminal

15JC-8R/1041S

Generator - 15JC/254
 Control - Code 149 (W.D.612C2657)
 Code 307 (W.D.625A748)
 Engine - Spec S
 *140K893 Carb. Air Heater Kit
 *405A1421 Housing Assy.
 *159A799 Fuel Tank Assy.

15JC-9XR/1S or 15.0JC-9XR/1S

Generator - 15JC9XN1C
 Control - Code 99 (W.D.612C2242)
 Code 212 (W.D.625A423)
 Engine - Spec S
 *140K894 Carb. Air Heater Kit

15JC-9XR/1593R

Generator - 15JC9XN1C
 Control - Code 226 (W.D.612C2246)
 Code 212 (W.D.625A423)
 Engine - Spec R
 *140K894 Carb. Air Heater Kit
 *159B760 Reservoir Tank Assy.
 309P196 Hi-Temp. Cut-Off Switch
 309A195 Hi-Temp. Switch Bracket
 508A126 Hi-Temp. Switch
 Insulating Washer
 508A127 Hi-Temp. Switch
 Insulating Bushing
 332A876 Hi-Temp. Switch Terminal

15JC-9XR/2896S or 15.0JC-9XR/2896S

Generator - 15JC9XN1C
 Control - Code 226 (W.D.612C2246)
 Code 212 (W.D.625A423)
 Engine - Spec S
 *141D725 Carburetor (Gas)

15JC-9XR/2896S or 15.0JC-9XR/2896S

309P196 Hi-Temp. (Cont.)
 Cut-Off Switch
 309A195 Hi-Temp. Switch Bracket
 508A126 Hi-Temp. Switch
 Insulating Washer
 508A127 Hi-Temp. Switch
 Insulating Bushing
 332A876 Hi-Temp. Switch
 Terminal

15JC-9XR/7910S

Generator - 15JC/127
 Control - Code 342 (W.D.612C3779)
 Code 372 (W.D.615B339)
 Code 212 (W.D.625A423)

Engine - Spec S
 *141D725 Carburetor (Gas)
 *134D1810 Air Shutter Assy.
 309P196 Hi-Temp. Cut-Off Switch
 309A195 Hi-Temp. Switch Bracket
 508A126 Hi-Temp. Switch
 Insulating Washer
 508A127 Hi-Temp. Switch
 Insulating Bushing
 332A876 Hi-Temp. Switch
 Terminal
 403B661 Skid Base
 416A501 Battery Bracket (2)
 416B502 Battery Hold-down Frame
 520A490 Battery Hold-down
 Stud (2)
 416B522 Battery Support Plate

15JC-9XR/7967S

Generator - 15JC/127
 Control - Code 350 (W.D.612C3886)
 Code 374 (W.D.615B345)
 Code 212 (W.D.625A423)

Engine - Spec S
 *141D725 Carburetor (Gas)
 134D1805 Air Outlet Duct
 309P196 Hi-Temp. Cut-Off Switch
 309A195 Hi-Temp. Switch Bracket
 508A126 Hi-Temp. Switch
 Insulating Washer
 508A127 Hi-Temp. Switch
 Insulating Bushing
 332A876 Hi-Temp. Switch
 Terminal
 154B1224 Intake Manifold
 148A367 Vacuum Switch Regulator
 148A674 Vacuum Switch Bracket
 148A675 Vacuum Switch Line
 502-20 Elbow - Regulator
 502P82 Nipple - Regulator
 Elbow to Tee
 502-1 Tee - Regulator to
 Intake Manifold
 502P369 Cap - Regulator Tee
 502-3 Connector - Regulator
 to Intake Manifold

15JC-9XR/8302S

Generator - 15JC/127
 Control - Code 342 (W.D.612C3779)
 Code 372 (W.D.615B339)
 Code 212 (W.D.625A423)

15JC-9XR/8302S (Cont.)

Engine - Spec S
 *141D725 Carburetor (Gas)
 *403A792 Skid Base Assy.
 416B522 Battery Support Plate
 309P196 Hi-Temp. Cut-Off Switch
 309A195 Hi-Temp. Switch Bracket
 508A126 Hi-Temp. Switch
 Insulating Washer
 508A127 Hi-Temp. Switch
 Insulating Bushing
 332A876 Hi-Temp. Switch
 Terminal

15JC-9XR/8303S

Generator - 15JC/127
 Control - Code 350 (W.D.612C3886)
 Code 374 (W.D.615B345)
 Code 212 (W.D.625A423)

Engine - Spec S
 *141D725 Carburetor (Gas)
 309P171 Hi-Temp. Cut-Off Switch
 338A337 Hi-Temp. Switch Wiring
 Harness
 154B1224 Intake Manifold
 148A367 Vacuum Switch Regulator
 148A674 Vacuum Switch Bracket
 148A675 Vacuum Switch Line
 502-20 Elbow - Regulator
 502P82 Nipple - Regulator
 Elbow to Tee
 502-1 Tee - Regulator to
 Intake Manifold
 502P369 Cap - Regulator Tee
 502-3 Connector - Regulator
 to Intake Manifold

15JC-99R/5742S or 15.0JC-99R/5742S

Generator - 15JC/248
 Control - Code 235 (W.D.612C2868)
 Code 202 (W.D.615B282)
 Code 208 (W.D.625A23)
 Code 223 (W.D.625A711)

Engine - Spec S
 *140K893 Carb. Air Heater Kit
 149C805 Fuel Pump
 134D1805 Air Outlet Duct
 309P196 Hi-Temp. Cut-Off Switch
 309A195 Hi-Temp. Switch Bracket
 508A126 Hi-Temp. Switch
 Insulating Washer
 508A127 Hi-Temp. Switch
 Insulating Bushing
 332A876 Hi-Temp. Switch
 Terminal
 102B549 Oil Base
 102B558 Oil Base Heater

15JC-99R/7232S

Generator - 15JC/276
 Control - Code 32 (W.D.612B1543)
 Code 255 (W.D.612C3045)
 Code 274 (W.D.612B3352)
 Code 221 (W.D.625A632)

Engine - Spec S
 *140K893 Carb. Air Heater Kit
 *405A1422 Housing Assy.

MODEL DATA SECTION

207

15JC-99R/7786S

Generator - 15JC/390
Control - Code 339 (W.D.612C3774)
Code 371 (W.D.615B338)
Code 223 (W.D.625A711)
Engine - Spec S
*140K894 Carb. Air Heater Kit
309P196 Hi-Temp. Cut-Off Switch
309A195 Hi-Temp. Switch Bracket
508A126 Hi-Temp. Switch
Insulating Washer
508A127 Hi-Temp. Switch
Insulating Bushing
332A876 Hi-Temp. Switch Terminal

15JC-99R/8368S

Generator - 15JC/390
Control - Code 32 (W.D.612B1543)
Code 339 (W.D.612C3774)
Code 356 (W.D.612B3947)
Code 223 (W.D.625A711)
Engine - Spec S
*140K893 Carb. Air Heater Kit
*405A1422 Housing Assy.
309P196 Hi-Temp. Cut-Off Switch
309A195 Hi-Temp. Switch Bracket
508A126 Hi-Temp. Switch
Insulating Washer
508A127 Hi-Temp. Switch
Insulating Bushing
332A876 Hi-Temp. Switch Terminal

15JC-99RV/7186S

Generator - 15JC/410
Control - Code 291 (W.D.612C3506)
Code 308 (W.D.625A758)
Engine - Spec S
Vacu-Flo Cooled
*140K892 Carb. Air Heater Kit

15JC-99RV31/7845S

Generator - 15JC/397
Control - Code 338 (W.D.612C3755)
Code 221 (W.D.625A632)
Engine - Spec S
Vacu-Flo Cooled
*141D725 Carburetor (Gas)
307B845 Start Solenoid
306A195 Start Solenoid Bracket
307P312 Supply Line Fuel
Solenoid Valve -
Electric
149P558 Supply Line Fuel
Strainer

15JC-299R/3452R

Generator - 15JC/366
Control - Code 327 (W.D.612C3662)
Code 378 (W.D.625A874)
Engine - Spec R
*141D720 Carburetor (Gas-Gaso)

15JC-299R/3452S

Generator - 15JC/366
Control - Code 327 (W.D.612C3662)
Code 378 (W.D.625A874)
Engine - Spec S
*141D720 Carburetor (Gas-Gaso)

12.5JC-3CR/55S

Generator - 10JC3N4C
Control - Code 148 (W.D.612C2656)
Code 221 (W.D.625A632)
Engine - Spec S
*141D720 Carburetor (Gas-Gaso)

12.5JC-3CR/211S

Generator - 10JC3N4C
Control - Code 147 (W.D.612C2655)
Code 208 (W.D.625A23)
Code 221 (W.D.625A632)
Engine - Spec S
*141D720 Carburetor (Gas-Gaso)
102B549 Oil Base
102B558 Oil Base Heater

12.5JC-3CR/1075S

Generator - 10JC3N4C
Control - Code 32 (W.D.612B1543)
Code 147 (W.D.612C2655)
Code 221 (W.D.625A632)
Engine - Spec S
*141D725 Carburetor (Gas)
*405A1421 Housing Assy.

12.5JC-3CR/1202S

Generator - 10JC3N4C
Control - Code 32 (W.D.612B1543)
Code 147 (W.D.612C2655)
Code 208 (W.D.625A23)
Code 221 (W.D.625A632)
Engine - Spec S
*141D720 Carburetor (Gas-Gaso)
*405A1421 Housing Assy.
102B549 Oil Base
102B558 Oil Base Heater

12.5JC-3CR/2055S

Generator - 10JC3N4C
Control - Code 148 (W.D.612C2656)
Code 208 (W.D.625A23)
Code 221 (W.D.625A632)
Engine - Spec S
*141D725 Carburetor (Gas)
102B549 Oil Base
102B558 Oil Base Heater

12.5JC-3CR/2539S

Generator - 10JC3N4C
Control - Code 147 (W.D.612C2655)
Code 221 (W.D.625A632)
Engine - Spec S
*141D725 Carburetor (Gas)
134D1805 Air Outlet Duct

12.5JC-3CR/2896S

Generator - 10JC3N4C
Control - Code 148 (W.D.612C2656)
Code 221 (W.D.625A632)
Engine - Spec S
*141D725 Carburetor (Gas)
309P196 Hi-Temp. Cut-Off Switch
309A195 Hi-Temp. Switch Bracket
508A126 Hi-Temp. Switch
Insulating Washer
508A127 Hi-Temp. Switch
Insulating Bushing
332A876 Hi-Temp. Switch
Terminal

12.5JC-3CR31/13S

Generator - 10JC3N4C
Control - Code 257 (W.D.612C3076)
Code 221 (W.D.625A32)
Engine - Spec S
*141D725 Carburetor (Gas)
307B845 Start Solenoid
306A195 Start Solenoid Bracket
338A470 Starter to Solenoid
Wiring Harness
307P312 Supply Line Fuel
Solenoid Valve -
Electric
149P558 Supply Line Fuel
Strainer

12.5JC-3CR/5114S

Generator - 10JC3N4C
Control - Code 32 (W.D.612B1543)
Code 148 (W.D.612C2656)
Code 221 (W.D.625A632)
Engine - Spec S
*140K893 Carb. Air Heater Kit
*405A1421 Housing Assy.
*159A799 Fuel Tank Assy.
309P196 Hi-Temp. Cut-Off Switch
309A195 Hi-Temp. Switch Bracket
508A126 Hi-Temp. Switch
Insulating Washer
508A127 Hi-Temp. Switch
Insulating Bushing
332A876 Hi-Temp. Switch
Terminal

12.5JC-3CR/6004S

Generator - 10JC/216
Control - Code 229 (W.D.612C2789)
Code 221 (W.D.625A632)
Engine - Spec S
*140K894 Carb. Air Heater Kit
309P196 Hi-Temp. Cut-Off Switch
309A195 Hi-Temp. Switch Bracket
508A126 Hi-Temp. Switch
Insulating Washer
508A127 Hi-Temp. Switch
Insulating Bushing
332A876 Hi-Temp. Switch
Terminal

12.5JC-3CR/8489S

Generator - 10JC3N4C
Control - Code 147 (W.D.612C2655)
Code 221 (W.D.625A632)
Engine - Spec S
*140K893 Carb. Air Heater Kit
*403A792 Skid Base Assy.
416B522 Battery Support Plate
134D1805 Air Outlet Duct

12.5JC-3CR/8527S

Generator - 10JC3N4C
Control - Code 148 (W.D.612C2656)
Code 221 (W.D.625A632)
Engine - Spec S
Vacu-Flo Cooled
140P721 Air Cleaner
140P722 Air Cleaner Band (2)

(Cont. next page)

MODEL DATA SECTION

12.5JC-3CR/8527S (Cont.)

140B720 Air Cleaner Mtg. Bracket
503P419 Air Cleaner Elbow - Rubber
503P365 Air Cleaner Hose Clamp (3)
140B740 Air Cleaner Air Inlet Tube
503-330 Air Cleaner Hose
140P723 Carb. Air Pre-Cleaner

12.5JC-3CR/8570S

Generator - 10JC3N4C
Control - Code 148 (W.D.612C2656)
Code 208 (W.D.625A23)
Code 221 (W.D.625A632)
Engine - Spec S
Vacu-Flo Cooled
*141D725 Carburetor (Gas)
102B549 Oil Base
102B558 Oil Base Heater

12.5JC-3CR/8644S

Generator - 10JC3N4C
Control - Code 148 (W.D.612C2656)
Code 208 (W.D.625A23)
Code 221 (W.D.625A632)
Engine - Spec S
Vacu-Flo Cooled
*141D725 Carburetor (Gas)
*140K677 Oil Bath Air Cleaner Kit
102B549 Oil Base
102B558 Oil Base Heater
309P196 Hi-Temp. Cut-Off Switch
309A195 Hi-Temp. Switch Bracket
508A126 Hi-Temp. Switch
Insulating Washer
508A127 Hi-Temp. Switch
Insulating Bushing
332A876 Hi-Temp. Switch Terminal

12.5JC-3CR/8671S

Generator - 10JC3N4C
Control - Code 32 (W.D.612B1543)
Code 147 (W.D.612C2655)
Code 221 (W.D.625A632)
301C1195 Blank Instrument Panel
Engine - Spec S
*140K893 Carb. Air Heater Kit
*405A1422 Housing Assy.

12.5JC-3CR/8686S

Generator - 10JC3N4C
231E112 Engine to Generator Adapter
Control - Code 148 (W.D.612C2656)
Code 221 (W.D.625A632)
Engine - Spec S
*141D725 Carburetor (Gas)

12.5JC-3CR/8829S

Generator - 10JC/216
Control - Code 365 (W.D.612C4032)
Code 208 (W.D.625A23)
Code 221 (W.D.625A632)
Engine - Spec S
*141D725 Carburetor (Gas)
*403A792 Skid Base Assy.

12.5JC-3CR/8829S (Cont.)

416B522 Battery Support Plate
309P196 Hi-Temp. Cut-Off Switch
309A195 Hi-Temp. Switch Bracket
508A126 Hi-Temp. Switch
Insulating Washer
508A127 Hi-Temp. Switch
Insulating Bushing
332A876 Hi-Temp. Switch
Terminal
102B549 Oil Base
102B558 Oil Base Heater

12.5JC-3CR/8927S

Generator - 10JC3N4C
Control - Code 148 (W.D.612C2656)
Code 221 (W.D.625A632)
Engine - Spec S
Vacu-Flo Cooled
*141D720 Carburetor (Gas-Gaso)
309P162 Hi-Temp. Cut-Off Switch
338A337 Hi-Temp. Switch Wiring Harness

12.5JC-3CR131/2320S

Generator - 10JC3N4C
Control - Code 257 (W.D.612C3076)
Code 221 (W.D.625A632)
Engine - Spec S
*141D725 Carburetor (LPG)
307B845 Start Solenoid
306A195 Start Solenoid Bracket
338A470 Starter to Solenoid
Wiring Harness
307P312 Supply Line Fuel
Solenoid Valve - Electric
149P558 Supply Line Fuel
Strainer

12.5JC-3CR131/8623S

Generator - 10JC3N4C
Control - Code 32 (W.D.612B1543)
Code 333 (W.D.612C3714)
Code 208 (W.D.625A23)
Code 221 (W.D.625A632)
Engine - Spec S
*141D725 Carburetor (LPG)
*405A1423 Housing Assy. - NOTE:
Uses #134D1810 Air
Shutter Assy.
309P196 Hi-Temp. Cut-Off Switch
309A195 Hi-Temp. Switch Bracket
508A126 Hi-Temp. Switch
Insulating Washer
508A127 Hi-Temp. Switch
Insulating Bushing
332A876 Hi-Temp. Switch
Terminal
102B549 Oil Base
102B558 Oil Base Heater
307B845 Start Solenoid
306A195 Start Solenoid Bracket
338A470 Starter to Solenoid
Wiring Harness
307P312 Supply Line Fuel
Solenoid Valve - Electric
149P558 Supply Line Fuel
Strainer

12.5JC-3R/2554S

Generator - 10JC3N4C
Control - Code 32 (W.D.612B1543)
Code 59 (W.D.612B1786)
Code 147 (W.D.612C2655)
Code 208 (W.D.625A23)
Code 221 (W.D.625A632)
Engine - Spec S
*141D725 Carburetor (Gas)
*405A1422 Housing Assy.
102B549 Oil Base
102B558 Oil Base Heater

12.5JC-3R/2681S

Generator - 10JC3N4C
Control - Code 147 (W.D.612C2655)
Code 173 (W.D.615B198)
Code 221 (W.D.625A632)
Engine - Spec S
*141D725 Carburetor (Gas)
134D1805 Air Outlet Duct

12.5JC-3R/7121S

Generator - 10JC3N4C
Control - Code 147 (W.D.612C2655)
Code 174 (W.D.615B199)
Code 221 (W.D.625A632)
Engine - Spec S
*140K894 Carb. Air Heater Kit
309P196 Hi-Temp. Cut-Off Switch
309A195 Hi-Temp. Switch Bracket
508A126 Hi-Temp. Switch
Insulating Washer
508A127 Hi-Temp. Switch
Insulating Bushing
332A876 Hi-Temp. Switch
Terminal

12.5JC-3R/7474S

Generator - 10JC3N4C
Control - Code 32 (W.D.612B1543)
Code 33 (W.D.612B1548)
Code 148 (W.D.612C2656)
Code 208 (W.D.625A23)
Code 221 (W.D.625A632)
Engine - Spec S
*141D725 Carburetor (Gas)
*405A1424 Housing Assy. - NOTE:
Uses #134D1810 Air
Shutter Assy.
309P196 Hi-Temp. Cut-Off Switch
309A195 Hi-Temp. Switch Bracket
508A126 Hi-Temp. Switch
Insulating Washer
508A127 Hi-Temp. Switch
Insulating Bushing
332A876 Hi-Temp. Switch
Terminal
102B549 Oil Base
102B558 Oil Base Heater

12.5JC-3R/8476S

Generator - 10JC3N4C
Control - Code 147 (W.D.612C2655)
Code 191 (W.D.615B244)
Code 208 (W.D.625A23)
Code 221 (W.D.625A632)
Engine - Spec S

(Cont. next page)

MODEL DATA SECTION

209

12.5JC-3R/8476S (Cont.)

*140K894 Carb. Air Heater Kit
*159B760 Reservoir Tank Assy.
102B549 Oil Base
102B558 Oil Base Heater

12.5JC-3R/8706S

Generator - 10JC3N4C
Control - Code 32 (W.D.612B1543)
Code 35 (W.D.612B1559)
Code 148 (W.D.612C2656)
Code 221 (W.D.625A632)
Engine - Spec S
*140K893 Carb. Air Heater Kit
*405A1422 Housing Assy.
309P196 Hi-Temp. Cut-Off Switch
309A195 Hi-Temp. Switch Bracket
508A126 Hi-Temp. Switch
Insulating Washer
508A127 Hi-Temp. Switch
Insulating Bushing
332A876 Hi-Temp. Switch Terminal

12.5JC-3R/8735S

Generator - 10JC/216
Control - Code 229 (W.D.612C2789)
Code 173 (W.D.615B198)
Code 221 (W.D.625A632)
Engine - Spec S
*141D725 Carburetor (Gas)
*403A792 Skid Base Assy.
416B522 Battery Support Plate
134D1805 Air Outlet Duct
309P196 Hi-Temp. Cut-Off Switch
309A195 Hi-Temp. Switch Bracket
508A126 Hi-Temp. Switch
Insulating Washer
508A127 Hi-Temp. Switch
Insulating Bushing
332A876 Hi-Temp. Switch Terminal

12.5JC-3R/8740S

Generator - 10JC/216
Control - Code 32 (W.D.612B1543)
Code 59 (W.D.612B1786)
Code 162 (W.D.612C2738)
Code 208 (W.D.625A23)
Code 221 (W.D.625A632)
Engine - Spec S
*141D725 Carburetor (Gas)
*405A1424 Housing Assy. - NOTE:
Uses #134D1810 Air
Shutter Assy.
309P196 Hi-Temp. Cut-Off Switch
309A195 Hi-Temp. Switch Bracket
508A126 Hi-Temp. Switch
Insulating Washer
508A127 Hi-Temp. Switch
Insulating Bushing
332A876 Hi-Temp. Switch Terminal
102B549 Oil Base
102B558 Oil Base Heater

12.5JC-3R/8811S

Generator - 10JC3N4C
Control - Code 158 (W.D.612C2734)
Code 174 (W.D.615B199)
Code 221 (W.D.625A632)

12.5JC-3R/8811S (Cont.)

Engine - Spec S
*141D720 Carburetor (Gas-Gaso)
134D1805 Air Outlet Duct
102B549 Oil Base
102B558 Oil Base Heater
309P196 Hi-Temp. Cut-Off Switch
309A195 Hi-Temp. Switch Bracket
508A126 Hi-Temp. Switch
Insulating Washer
508A127 Hi-Temp. Switch
Insulating Bushing
332A876 Hi-Temp. Switch
Terminal

12.5JC-3R/8941S

Generator - 10JC3N4C
Control - Code 32 (W.D.612B1543)
Code 35 (W.D.612B1559)
Code 147 (W.D.612C2655)
Code 221 (W.D.625A632)
Engine - Spec S
*140K893 Carb. Air Heater Kit
*405A1422 Housing Assy.

12.5JC-3R/8956S

Generator - 10JC/216
Control - Code 162 (W.D.612C2738)
Code 174 (W.D.615B199)
Code 221 (W.D.625A632)
Engine - Spec S
*140K894 Carb. Air Heater Kit
*403A792 Skid Base Assy.
416B522 Battery Support Plate
309P196 Hi-Temp. Cut-Off Switch
309A195 Hi-Temp. Switch Bracket
508A126 Hi-Temp. Switch
Insulating Washer
508A127 Hi-Temp. Switch
Insulating Bushing
332A876 Hi-Temp. Switch
Terminal

12.5JC-3R31/2733S

Generator - 10JC3N4C
Control - Code 257 (W.D.612C3076)
Code 302 (W.D.615B322)
Code 221 (W.D.625A632)
Engine - Spec S
*141D725 Carburetor (Gas)
134D1805 Air Outlet Duct
307B845 Start Solenoid
306A195 Start Solenoid Bracket
338A470 Starter to Solenoid
Wiring Harness
307P312 Supply Line Fuel
Solenoid Valve -
Electric
149P558 Supply Line Fuel
Strainer

12.5JC-4R/211S

Generator - 10JC4N4C
Control - Code 149 (W.D.612C2657)
Code 208 (W.D.625A23)
Code 221 (W.D.625A632)
Engine - Spec S
*141D720 Carburetor (Gas-Gaso)

12.5JC-4R/211S (Cont.)

102B549 Oil Base
102B558 Oil Base Heater

12.5JC-4R/2442S

Generator - 10JC4N4C
Control - Code 149 (W.D.612C2657)
Code 221 (W.D.625A632)
Engine - Spec S
*141D720 Carburetor (Gas-Gaso)
134D1805 Air Outlet Duct

12.5JC-4R/2468S

Generator - 10JC4N4C
Control - Code 149 (W.D.612C2657)
Code 221 (W.D.625A632)
Engine - Spec S
*140K893 Carb. Air Heater Kit
134D1805 Air Outlet Duct

12.5JC-4R/2488S

Generator - 10JC4N4C
Control - Code 149 (W.D.612C2657)
Code 175 (W.D.615B202)
Code 221 (W.D.625A632)
Engine - Spec S
*140K893 Carb. Air Heater Kit
134D1805 Air Outlet Duct

12.5JC-4R/2669S

Generator - 10JC4N4C
Control - Code 149 (W.D.612C2657)
Code 221 (W.D.625A632)
Engine - Spec S
*140K893 Carb. Air Heater Kit
*159B760 Reservoir Tank Assy.
134D1805 Air Outlet Duct

12.5JC-4R/2896S

Generator - 10JC4N4C
Control - Code 150 (W.D.612C2658)
Code 221 (W.D.625A632)
Engine - Spec S
*141D725 Carburetor (Gas)
309P196 Hi-Temp. Cut-Off Switch
309A195 Hi-Temp. Switch Bracket
508A126 Hi-Temp. Switch
Insulating Washer
508A127 Hi-Temp. Switch
Insulating Bushing
332A876 Hi-Temp. Switch
Terminal

12.5JC-4R31/13S

Generator - 10JC4N4C
Control - Code 258 (W.D.612C3077)
Code 221 (W.D.625A632)
Engine - Spec S
*141D725 Carburetor (Gas)
307B845 Start Solenoid
306A195 Start Solenoid Bracket
338A470 Starter to Solenoid
Wiring Harness
307P312 Supply Line Fuel
Solenoid Valve -
Electric
149P558 Supply Line Fuel
Strainer

MODEL DATA SECTION

12.5JC-4R/3438S

Generator - 10JC4N4C
Control - Code 150 (W.D.612C2658)
Code 180 (W.D.615B218)
Code 221 (W.D.625A632)
Engine - Spec S
*141D725 Carburetor (Gas)
134D1805 Air Outlet Duct
309P196 Hi-Temp. Cut-Off Switch
309A195 Hi-Temp. Switch Bracket
508A126 Hi-Temp. Switch
Insulating Washer
508A127 Hi-Temp. Switch
Insulating Bushing
332A876 Hi-Temp. Switch Terminal

12.5JC-4R/3471S

Generator - 10JC4N4C
Control - Code 150 (W.D.612C2658)
Code 175 (W.D.615B202)
Code 221 (W.D.625A632)
Engine - Spec S
*141D720 Carburetor (Gas)
134D1805 Air Outlet Duct
309P196 Hi-Temp. Cut-Off Switch
309A195 Hi-Temp. Switch Bracket
508A126 Hi-Temp. Switch
Insulating Washer
508A127 Hi-Temp. Switch
Insulating Bushing
332A876 Hi-Temp. Switch Terminal

12.5JC-4R/3722S

Generator - 10JC4N4C
Control - Code 32 (W.D.612B1543)
Code 149 (W.D.612C2657)
Code 208 (W.D.625A23)
Code 221 (W.D.625A632)
Engine - Spec S
*140K893 Carb. Air Heater Kit
*405A1421 Housing Assy.
*159B760 Reservoir Tank Assy.
102B549 Oil Base
102B558 Oil Base Heater

12.5JC-4R/3869S

Generator - 10JC4N4C
Control - Code 150 (W.D.612C2658)
Code 175 (W.D.615B202)
Code 221 (W.D.625A632)
Engine - Spec S
*141D725 Carburetor (Gas)
134D1805 Air Outlet Duct

12.5JC-4R/6074S

Generator - 10JC4N4C
Control - Code 150 (W.D.612C2658)
Code 221 (W.D.625A632)
Engine - Spec S
*141D720 Carburetor (Gas-Gaso)
*134D1810 Air Shutter Assy.
309P196 Hi-Temp. Cut-Off Switch
309A195 Hi-Temp. Switch Bracket
508A126 Hi-Temp. Switch
Insulating Washer
508A127 Hi-Temp. Switch
Insulating Bushing
332A876 Hi-Temp. Switch Terminal

12.5JC-4R/6272S

Generator - 10JC/214
Control - Code 159 (W.D.612C2735)
Code 180 (W.D.615B218)
Code 221 (W.D.625A632)
Engine - Spec S
*141D725 Carburetor (Gas)

12.5JC-4R/6375S

Generator - 10JC4N4C
Control - Code 32 (W.D.612B1543)
Code 150 (W.D.612C2658)
Code 221 (W.D.625A632)
Engine - Spec S
*141D725 Carburetor (Gas)
*405A1423 Housing Assy. - NOTE:
Uses #134D1810 Air
Shutter Assy.
309P196 Hi-Temp. Cut-Off Switch
309A195 Hi-Temp. Switch Bracket
508A126 Hi-Temp. Switch
Insulating Washer
508A127 Hi-Temp. Switch
Insulating Bushing
332A876 Hi-Temp. Switch
Terminal

12.5JC-4R/6485S

Generator - 10JC4N4C
Control - Code 32 (W.D.612B1543)
Code 149 (W.D.612C2657)
Code 221 (W.D.625A632)
Engine - Spec S
*140K893 Carb. Air Heater Kit
*405A1723 Housing Assy.
*159A799 Fuel Tank Assy.
155P360 Muffler
140A78 Muffler Mtg. Band (2)
155A949 Flex. Exhaust Tube

12.5JC-4R/6989S

Generator - 10JC/214
Control - Code 161 (W.D.612C2737)
Code 175 (W.D.615B202)
Code 221 (W.D.625A632)

12.5JC-4R/6989S

Engine - Spec S
*140K893 Carb. Air Heater Kit
*159B760 Reservoir Tank Assy.
*403A792 Skid Base Assy.
416B522 Battery Support Plate
134D1805 Air Outlet Duct
309P196 Hi-Temp. Cut-Off Switch
309A195 Hi-Temp. Switch Bracket
508A126 Hi-Temp. Switch
Insulating Washer
508A127 Hi-Temp. Switch
Insulating Bushing
332A876 Hi-Temp. Switch
Terminal

12.5JC-4R/7122S

Generator - 10JC4N4C
Control - Code 32 (W.D.612B1543)
Code 150 (W.D.612C2658)
Code 221 (W.D.625A632)
Engine - Spec S
*141D725 Carburetor (Gas)
*405A1723 Housing Assy.

12.5JC-4R/7122S (Cont.)

309P196 Hi-Temp. Cut-Off Switch
309A195 Hi-Temp. Switch Bracket
508A126 Hi-Temp. Switch
Insulating Washer
508A127 Hi-Temp. Switch
Insulating Bushing
332A876 Hi-Temp. Switch
Terminal
155P360 Muffler
140A78 Muffler Mtg. Band (2)
155A949 Flex. Exhaust Tube

12.5JC-4R/8389S

Generator - 10JC4N4C
Control - Code 149 (W.D.612C2657)
Code 221 (W.D.625A632)
Engine - Spec S
Vacu-Flo Cooled
*141D720 Carburetor (Gas-Gaso)

12.5JC-4R/8595S

Generator - 10JC4N4C
Control - Code 32 (W.D.612B1543)
Code 149 (W.D.612C2657)
Code 208 (W.D.625A23)
Code 221 (W.D.625A632)
Engine - Spec S
*141D720 Carburetor (Gas-Gaso)
*405A1423 Housing Assy. - NOTE:
Uses #134D1810 Air
Shutter Assy.
102B549 Oil Base
102B558 Oil Base Heater

12.5JC-4R/8671S

Generator - 10JC4N4C
Control - Code 32 (W.D.612B1543)
Code 149 (W.D.612C2657)
Code 221 (W.D.625A632)
301C1195 Blank Instrument Panel
Engine - Spec S
*140K893 Carb. Air Heater Kit
*405A1422 Housing Assy.

12.5JC-4R/8688S

Generator - 10JC4N4C
Control - Code 32 (W.D.612B1543)
Code 149 (W.D.612C2657)
Code 221 (W.D.625A632)
Engine - Spec S
*140K893 Carb. Air Heater Kit
*405A1421 Housing Assy.
*159A799 Fuel Tank Assy.

12.5JC-4R/8692S

Generator - 10JC4N4C
Control - Code 149 (W.D.612B2657)
Code 175 (W.D.615B202)
Code 221 (W.D.625A632)
Engine - Spec S
Vacu-Flo Cooled
*140K892 Carb. Air Heater Kit

12.5JC-4R/8713S

Generator - 10JC/214
Control - Code 161 (W.D.612C2737)
Code 221 (W.D.625A632)

(Cont. next page)

MODEL DATA SECTION

211

12.5JC-4R/8713S (Cont.)

Engine - Spec S
 *141D720 Carburetor (Gas-Gaso)
 *403A792 Skid Base Assy.
 416B522 Battery Support Plate
 134D1805 Air Outlet Duct
 309P196 Hi-Temp. Cut-Off Switch
 309A195 Hi-Temp. Switch Bracket
 508A126 Hi-Temp. Switch
 Insulating Washer
 508A127 Hi-Temp. Switch
 Insulating Bushing
 332A876 Hi-Temp. Switch Terminal

12.5JC-4R/8721S

Generator - 10JC4N4C
 Control - Code 237 (W.D.612C2873)
 Code 221 (W.D.625A632)
 Engine - Spec S
 Vacu-Flo Cooled
 *141D725 Carburetor (Gas)
 309P171 Hi-Temp. Cut-Off Switch
 338A337 Hi-Temp. Switch Wiring
 Harness

12.5JC-4R/8805S

Generator - 10JC/214
 Control - Code 23 (W.D.612B1469)
 Code 32 (W.D.612B1543)
 Code 253 (W.D.612C3008)
 Code 221 (W.D.625A632)
 Engine - Spec S
 *140K893 Carb. Air Heater Kit
 *405A1726 Housing Assy.
 309P196 Hi-Temp. Cut-Off Switch
 309A195 Hi-Temp. Switch Bracket
 508A126 Hi-Temp. Switch
 Insulating Washer
 508A127 Hi-Temp. Switch
 Insulating Bushing
 332A876 Hi-Temp. Switch Terminal
 155P360 Muffler
 140A78 Muffler Mtg. Band (2)
 155A949 Flex. Exhaust Tube

12.5JC-4R/8973S

Generator - 10JC/214
 Control - Code 159 (W.D.612C2735)
 Code 180 (W.D.615B218)
 Code 221 (W.D.625A632)
 Engine - Spec S
 *141D725 Carburetor (Gas)
 *403A792 Skid Base Assy.
 416B522 Battery Support Plate
 134D1805 Air Outlet Duct

12.5JC-4R/9010S

Generator - 10JC/214
 Control - Code 241 (W.D.612C2910)
 Code 180 (W.D.615B218)
 Code 221 (W.D.625A632)
 Engine - Spec S
 *141D725 Carburetor (Gas)
 134D1805 Air Outlet Duct

12.5JC-4R/9014S

Generator - 10JC4N4C
 Control - Code 150 (W.D.612C2658)

12.5JC-4R/9014S (Cont.)

Code 221 (W.D.625A632)
 Engine - Spec S
 *141D725 Carburetor (Gas)
 *140K677 Oil Bath Air Cleaner
 Kit
 134D1805 Air Outlet Duct
 309P196 Hi-Temp. Cut-Off Switch
 309A195 Hi-Temp. Switch Bracket
 508A126 Hi-Temp. Switch
 Insulating Washer
 508A127 Hi-Temp. Switch
 Insulating Bushing
 332A876 Hi-Temp. Switch
 Terminal

12.5JC-4R31/2733S

Generator - 10JC4N4C
 Control - Code 258 (W.D.612C3077)
 Code 295 (W.D.615B300)
 Code 221 (W.D.625A632)
 Engine - Spec S
 *141D725 Carburetor (Gas)
 134D1805 Air Outlet Duct
 307B845 Start Solenoid
 306A195 Start Solenoid Bracket
 338A470 Starter to Solenoid
 Harness
 307P312 Supply Line Fuel
 Solenoid Valve -
 Electric
 149P558 Supply Line Fuel
 Strainer

12.5JC-4R131/2320S

Generator - 10JC4N4C
 Control - Code 258 (W.D.612C3077)
 Code 221 (W.D.625A632)
 Engine - Spec S
 *141D725 Carburetor (LPG)
 307B845 Start Solenoid
 306A195 Start Solenoid Bracket
 338A470 Starter to Solenoid
 Harness
 307P312 Supply Line Fuel
 Solenoid Valve -
 Electric
 149P558 Supply Line Fuel
 Strainer

12.5JC-4XR/1126S

Generator - 10JC4XN1C
 Control - Code 32 (W.D.612B1543)
 Code 101 (W.D.612C2244)
 Code 212 (W.D.625A423)
 Engine - Spec S
 *141D720 Carburetor (Gas-Gaso)
 *405A1421 Housing Assy.

12.5JC-4XR/2024S

Generator - 10JC4XN1C
 Control - Code 32 (W.D.612B1543)
 Code 97 (W.D.612C2240)
 Code 228 (W.D.612B2378)
 Code 212 (W.D.625A423)
 Engine - Spec S
 *141D725 Carburetor (Gas)
 *405A1422 Housing Assy.

12.5JC-4XR/2468S

Generator - 10JC4XN1C
 Control - Code 97 (W.D.612C2240)
 Code 212 (W.D.625A423)
 Engine - Spec S
 *140K893 Carb. Air Heater Kit
 134D1805 Air Outlet Duct
 12.5JC-4XR/2488S
 Generator - 10JC4XN1C
 Control - Code 97 (W.D.612C2240)
 Code 177 (W.D.615B214)
 Code 212 (W.D.625A423)
 Engine - Spec S
 *140K893 Carb. Air Heater Kit
 134D1805 Air Outlet Duct

12.5JC-4XR/2733S

Generator - 10JC4XN1C
 Control - Code 97 (W.D.612C2240)
 Code 177 (W.D.615B214)
 Code 212 (W.D.625A423)
 Engine - Spec S
 *141D725 Carburetor (Gas)
 134D1805 Air Outlet Duct

12.5JC-4XR31/13S

Generator - 10JC4XN1C
 Control - Code 260 (W.D.612C3100)
 Code 212 (W.D.625A423)
 Engine - Spec S
 *141D725 Carburetor (Gas)
 307B845 Start Solenoid
 306A195 Start Solenoid Bracket
 338A470 Starter to Solenoid
 Harness
 307P312 Supply Line Fuel
 Solenoid Valve -
 Electric
 149P558 Supply Line Fuel
 Strainer

12.5JC-4XR/3252S

Generator - 10JC4XN1C
 Control - Code 101 (W.D.612C2244)
 Code 177 (W.D.615B214)
 Code 212 (W.D.625A423)
 Engine - Spec S
 *141D725 Carburetor (Gas)
 134D1805 Air Outlet Duct
 309P196 Hi-Temp. Cut-Off Switch
 309A195 Hi-Temp. Switch Bracket
 508A126 Hi-Temp. Switch
 Insulating Washer
 508A127 Hi-Temp. Switch
 Insulating Bushing
 332A876 Hi-Temp. Switch
 Terminal

12.5JC-4XR/6074S

Generator - 10JC4XN1C
 Control - Code 101 (W.D.612C2244)
 Code 212 (W.D.625A423)
 Engine - Spec S
 *141D720 Carburetor (Gas-Gaso)
 *134D1810 Air Shutter Assy.
 309P196 Hi-Temp. Cut-Off Switch
 309A195 Hi-Temp. Switch Bracket

(Cont. next page)

MODEL DATA SECTION

12.5JC-4XR/6074S (Cont.)

508A126 Hi-Temp. Switch
Insulating Washer
508A127 Hi-Temp. Switch
Insulating Bushing
332A876 Hi-Temp. Switch Terminal

12.5JC-4XR/6519S

Generator - 10JC4XN1C
Control - Code 101 (W.D.612C2244)
Code 177 (W.D.615B214)
Code 212 (W.D.625A423)
Engine - Spec S
*140K893 Carb. Air Heater Kit
134D1805 Air Outlet Duct
309P196 Hi-Temp. Cut-Off Switch
309A195 Hi-Temp. Switch Bracket
508A126 Hi-Temp. Switch
Insulating Washer
508A127 Hi-Temp. Switch
Insulating Bushing
332A876 Hi-Temp. Switch Terminal

12.5JC-4XR/6813S

Generator - 10JC4XN1C
Control - Code 97 (W.D.612C2240)
Code 212 (W.D.625A423)
Engine - Spec S
*141D725 Carburetor (Gas)
*134D1810 Air Shutter Assy.

12.5JC-4XR/7893S

Generator - 10JC/182
Control - Code 138 (W.D.612C2556)
Code 201 (W.D.615B280)
Code 212 (W.D.625A423)
Engine - Spec S
*141D725 Carburetor (Gas)
309P196 Hi-Temp. Cut-Off Switch
309A195 Hi-Temp. Switch Bracket
508A126 Hi-Temp. Switch
Insulating Washer
508A127 Hi-Temp. Switch
Insulating Bushing
332A876 Hi-Temp. Switch Terminal

12.5JC-4XR/8413S

Generator - 10JC4XN1C
Control - Code 97 (W.D.612C2240)
Code 212 (W.D.625A423)
Engine - Spec S
*141D725 Carburetor (Gas)
*403A792 Skid Base Assy.
416B522 Battery Support Plate
134D1805 Air Shutter Assy.

12.5JC-4XR/8525S

Generator - 10JC4XN1C
Control - Code 101 (W.D.612C2244)
Code 212 (W.D.625A423)
Engine - Spec S
Vacu-Flo Cooled
*141D720 Carburetor (Gas-Gaso)

12.5JC-4XR/8671S

Generator - 10JC4XN1C
Control - Code 32 (W.D.612B1543)

12.5JC-4XR/8671S (Cont.)

Code 97 (W.D.612C2240)
Code 212 (W.D.625A423)
301C1195 Blank Instrument Panel
Engine - Spec S
*140K893 Carb. Air Heater Kit
*405A1422 Housing Assy.

12.5JC-4XR/8949S

Generator - 10JC4XN1C
Control - Code 101 (W.D.612C2244)
Code 212 (W.D.625A423)
Engine - Spec S
*141D725 Carburetor (Gas)
*403A792 Skid Base Assy.
416A522 Battery Support Plate
134D1805 Air Outlet Duct
309P196 Hi-Temp. Cut-Off Switch
309A195 Hi-Temp. Switch Bracket
508A126 Hi-Temp. Switch
Insulating Washer
508A127 Hi-Temp. Switch
Insulating Bushing
332A876 Hi-Temp. Switch
Terminal

12.5JC-4XR31/2539S

Generator - 10JC4XN1C
Control - Code 260 (W.D.612C3100)
Code 212 (W.D.625A423)
Engine - Spec S
*141D725 Carburetor (Gas)
134D1805 Air Outlet Duct
307B845 Start Solenoid
306A195 Start Solenoid Bracket
338A470 Starter to Solenoid
Harness
307P312 Supply Line Fuel
Solenoid Valve -
Electric
149P558 Supply Line Fuel
Strainer

12.5JC-4XR31/8390S

Generator - 10JC4XN1C
Control - Code 260 (W.D.612C3100)
Code 212 (W.D.625A423)

Engine - Spec S
Vacu-Flo Cooled
*141D725 Carburetor (Gas)
307B845 Start Solenoid
306A195 Start Solenoid Bracket
338A470 Starter to Solenoid
Harness
307P312 Supply Line Fuel
Solenoid Valve -
Electric
149P558 Supply Line Fuel
Strainer

12.5JC-4XR131/8465S

Generator - 10JC4XN1C
Control - Code 260 (W.D.612C3100)
Code 369 (W.D.615B334)
Code 212 (W.D.625A423)
Engine - Spec S
*141D725 Carburetor (Gas)

12.5JC-4XR131/8465S (Cont.)

134D1805 Air Outlet Duct
307B845 Start Solenoid
306A195 Start Solenoid Bracket
338A470 Starter to Solenoid
Harness
307P312 Supply Line Fuel
Solenoid Valve -
Electric
149P558 Supply Line Fuel
Strainer

12.5JC-5DR/12S

Generator - 10JC5CN1C
Control - Code 98 (W.D.612C2241)
Code 212 (W.D.625A423)
Engine - Spec S
*141D725 Carburetor (Gas-Gaso)

12.5JC-5DR/13S

Generator - 10JC5DN1C
Control - Code 98 (W.D.612C2241)
Code 212 (W.D.625A423)
Engine - Spec S
*141D725 Carburetor (Gas)

12.5JC-5DR/1202S

Generator - 10JC5DN1C
Control - Code 32 (W.D.612B1543)
Code 98 (W.D.612C2241)
Code 208 (W.D.625A23)
Code 212 (W.D.625A423)
Engine - Spec S
*141D720 Carburetor (Gas-Gaso)
*405A1421 Housing Assy.
102B549 Oil Base
102B558 Oil Base Heater

12.5JC-5DR/2468S

Generator - 10JC5DN1C
Control - Code 98 (W.D.612C2241)
Code 212 (W.D.625A423)
Engine - Spec S
*140K893 Carb. Air Heater Kit
134D1805 Air Outlet Duct

12.5JC-5DR31/13S

Generator - 10JC5DN1C
Control - Code 259 (W.D.612C3099)
Code 212 (W.D.625A423)
Engine - Spec S
*141D725 Carburetor (Gas)
307B845 Start Solenoid
306A195 Start Solenoid Bracket
338A470 Starter to Solenoid
Harness
307P312 Supply Line Fuel
Solenoid Valve -
Electric
149P558 Supply Line Fuel
Strainer

12.5JC-5DR/3129S

Generator - 10JC5DN1C
Control - Code 98 (W.D.612C2241)
Code 178 (W.D.615B216)
Code 208 (W.D.625A23)

(Cont. next page)

MODEL DATA SECTION

213

12.5JC-5DR/3129S (Cont.)

Code 212 (W.D.625A423)
Engine - Spec S
*140K893 Carb. Air Heater Kit
134D1805 Air Outlet Duct
102B549 Oil Base
102B558 Oil Base Heater

12.5JC-5DR/8389S

Generator - 10JC5DN1C
Control - Code 98 (W.D.612C2241)
Code 212 (W.D.625A423)
Engine - Spec S
Vacu-Flo Cooled
*141D720 Carburetor (Gas)

12.5JC-5DR/8525S

Generator - 10JC5DN1C
Control - Code 102 (W.D.612C2245)
Code 212 (W.D.625A423)
Engine - Spec S
Vacu-Flo Cooled
*141D725 Carburetor (Gas-Gaso)

15.0JC-2XR/8572S

Generator - 15JC/396
Control - Code 360 (W.D.612C3981)
Code 208 (W.D.625A23)
Code 212 (W.D.625A423)
Engine - Spec S
*141D720 Carburetor (Gas-Gaso)
134D1805 Air Outlet Duct
102B549 Oil Base
102B558 Oil Base Heater
309P196 Hi-Temp. Cut-Off Switch
309A195 Hi-Temp. Switch Bracket
508A126 Hi-Temp. Switch
Insulating Washer
508A127 Hi-Temp. Switch
Insulating Bushing
332A876 Hi-Temp. Switch Terminal

15.0JC-3CR/55S

Generator - 15JC3N4C
Control - Code 148 (W.D.612C2656)
Code 221 (W.D.625A632)
Engine - Spec S
*141D720 Carburetor (Gas-Gaso)

15.0JC-3CR/316S

Generator - 15JC3N4C
Control - Code 147 (W.D.612C2655)
Code 221 (W.D.625A632)
Engine - Spec S
*140K894 Carb. Air Heater Kit
*159B760 Reservoir Tank Assy.

15.0JC-3CR31/13S

Generator - 15JC3N4C
Control - Code 257 (W.D.612C3076)
Code 221 (W.D.625A632)
Engine - Spec S
*141D725 Carburetor (Gas)
307B845 Start Solenoid
306A195 Start Solenoid Bracket
307P312 Supply Line Fuel Solenoid
Valve - Electric
149P558 Supply Line Fuel Strainer

15.0JC-3CR/3157S

Generator - 15JC3N4C
Control - Code 148 (W.D.612C2656)
Code 221 (W.D.625A632)
Engine - Spec S
*141D725 Carburetor (Gas)
134D1805 Air Outlet Duct

15.0JC-3CR/3742S

Generator - 15JC3N4C
Control - Code 148 (W.D.612C2656)
Code 221 (W.D.625A632)
Engine - Spec S
*141D725 Carburetor (Gas)
134D1805 Air Outlet Duct
309P196 Hi-Temp. Cut-Off Switch
309A195 Hi-Temp. Switch Bracket
508A126 Hi-Temp. Switch
Insulating Washer
508A127 Hi-Temp. Switch
Insulating Bushing
332A876 Hi-Temp. Switch
Terminal

15.0JC-3CR/5041S

Generator - 15JC3N4C
Control - Code 147 (W.D.612C2655)
Code 208 (W.D.625A23)
Code 221 (W.D.625A632)
Engine - Spec S
*141D720 Carburetor (Gas-Gaso)
134D1805 Air Outlet Duct
102B549 Oil Base
102B558 Oil Base Heater

15.0JC-3CR/5316S

Generator - 15JC/229
Control - Code 229 (W.D.612C2789)
Code 221 (W.D.625A632)
Engine - Spec S
*141D725 Carburetor (Gas)
134D1805 Air Outlet Duct
309P196 Hi-Temp. Cut-Off Switch
309A195 Hi-Temp. Switch Bracket
508A126 Hi-Temp. Switch
Insulating Washer
508A127 Hi-Temp. Switch
Insulating Bushing
332A876 Hi-Temp. Switch
Terminal

15.0JC-3CR/5557S

Generator - 15JC3N4C
Control - Code 158 (W.D.612C2734)
Code 173 (W.D.615B198)
Code 221 (W.D.625A632)
Engine - Spec S
*141D725 Carburetor (Gas)
309P196 Hi-Temp. Cut-Off Switch
309A195 Hi-Temp. Switch Bracket
508A126 Hi-Temp. Switch
Insulating Washer
508A127 Hi-Temp. Switch
Insulating Bushing
332A876 Hi-Temp. Switch
Terminal

15.0JC-3CR/6132S

Generator - 15JC3N4C
Control - Code 148 (W.D.612C2656)
Code 208 (W.D.625A23)
Code 221 (W.D.625A632)
Engine - Spec S
*141D725 Carburetor (Gas)
*134D1810 Air Shutter Assy.
102B549 Oil Base
102B558 Oil Base Heater
309P196 Hi-Temp. Cut-Off Switch
309A195 Hi-Temp. Switch Bracket
508A126 Hi-Temp. Switch
Insulating Washer
508A127 Hi-Temp. Switch
Insulating Bushing
332A876 Hi-Temp. Switch
Terminal

15.0JC-3CR/6251S

Generator - 15JC3N4C
Control - Code 147 (W.D.612C2655)
Code 221 (W.D.625A632)
Engine - Spec S
*140K893 Carb. Air Heater Kit
*134D1810 Air Shutter Assy.
309P196 Hi-Temp. Cut-Off Switch
309A195 Hi-Temp. Switch Bracket
508A126 Hi-Temp. Switch
Insulating Washer
508A127 Hi-Temp. Switch
Insulating Bushing
332A876 Hi-Temp. Switch
Terminal

15.0JC-3CR/6428S

Generator - 15JC/229
Control - Code 162 (W.D.612C2738)
Code 221 (W.D.625A632)
Engine - Spec S
*141D725 Carburetor (Gas)
309P196 Hi-Temp. Cut-Off Switch
309A195 Hi-Temp. Switch Bracket
508A126 Hi-Temp. Switch
Insulating Washer
508A127 Hi-Temp. Switch
Insulating Bushing
332A876 Hi-Temp. Switch
Terminal

15.0JC-3CR/7296S

Generator - 15JC3N4C
Control - Code 158 (W.D.612C2734)
Code 221 (W.D.625A632)
Engine - Spec S
*141D725 Carburetor (Gas)
309P206 Hi-Temp. Cut-Off Switch
309A195 Hi-Temp. Switch Bracket
508A126 Hi-Temp. Switch
Insulating Washer
508A127 Hi-Temp. Switch
Insulating Bushing
332A876 Hi-Temp. Switch
Terminal

15.0JC-3CR/7332S

Generator - 15JC/229
Control - Code 32 (W.D.612B1543)
Code 229 (W.D.612C2789)

(Cont. Next Page)

MODEL DATA SECTION

15.0JC-3CR/7332S (Cont.)

Code 208 (W.D.625A23)
Code 221 (W.D.625A632)
Engine - Spec S
*141D725 Carburetor (Gas)
*405A1421 Housing Assy.
102B549 Oil Base
102B558 Oil Base Heater
309P196 Hi-Temp. Cut-Off Switch
309A195 Hi-Temp. Switch Bracket
508A126 Hi-Temp. Switch
Insulating Washer
508A127 Hi-Temp. Switch
Insulating Bushing
332A876 Hi-Temp. Switch Terminal

15.0JC-3CR/7604S

Generator - 15JC/229
Control - Code 32 (W.D.612B1543)
Code 290 (W.D.612C3500)
Code 208 (W.D.625A23)
Code 221 (W.D.625A632)
Engine - Spec S
*141D725 Carburetor (Gas)
*405A1421 Housing Assy.
102B549 Oil Base
102B558 Oil Base Heater

15.0JC-3CR/8054S

Generator - 15JC3N4C
Control - Code 158 (W.D.612C2734)
Code 208 (W.D.625A23)
Code 221 (W.D.625A632)
Engine - Spec S
*141D720 Carburetor (Gas-Gaso)
102B549 Oil Base
102B558 Oil Base Heater
309P196 Hi-Temp. Cut-Off Switch
309A195 Hi-Temp. Switch Bracket
508A126 Hi-Temp. Switch
Insulating Washer
508A127 Hi-Temp. Switch
Insulating Bushing
332A876 Hi-Temp. Switch Terminal

15.0JC-3CR/8390S

Generator - 15JC3N4C
Control - Code 147 (W.D.612C2655)
Code 221 (W.D.625A632)
Engine - Spec S
Vacu-Flo Cooled
*141D725 Carburetor (Gas)

15.0JC-3CR/8505S

Generator - 15JC3N4C
Control - Code 148 (W.D.612C2656)
Code 221 (W.D.625A632)
Engine - Spec S
Vacu-Flo Cooled
*141D725 Carburetor (Gas)
309P162 Hi-Temp. Cut-Off Switch
338A337 Hi-Temp. Switch Wiring
Harness

15.0JC-3CR/8511S

Generator - 15JC3N4C
Control - Code 148 (W.D.612C2656)
Code 221 (W.D.625A632)

15.0JC-3CR/8511S (Cont.)

Engine - Spec S
Vacu-Flo Cooled
*141D725 Carburetor (Gas)
*403A792 Skid Base Assy.
416B522 Battery Support Plate
309P162 Hi-Temp. Cut-Off Switch
338A337 Hi-Temp. Switch Wiring
Harness

15.0JC-3CR/8559S

Generator - 15JC3N4C
231E112 Engine to Generator
Adapter
Control - Code 148 (W.D.612C2656)
Code 221 (W.D.625A632)
Engine - Spec S
Vacu-Flo Cooled
*140K892 Carb. Air Heater Kit

15.0JC-3CR/8602S

Generator - 15JC3N4C
Control - Code 147 (W.D.612C2655)
Code 208 (W.D.625A23)
Code 221 (W.D.625A632)
Engine - Spec S
Vacu-Flo Cooled
*141D725 Carburetor (Gas)
*123K748 Oil Level Maintainer
Kit
102B549 Oil Base
102B558 Oil Base Heater

15.0JC-3CR/8671S

Generator - 15JC3N4C
Control - Code 32 (W.D.612B1543)
Code 147 (W.D.612C2655)
Code 221 (W.D.625A632)
301C1195 Blank Instrument Panel
Engine - Spec S
*140K893 Carb. Air Heater Kit
*405A1422 Housing Assy.

15.0JC-3CR/8689S

Generator - 15JC3N4C
Control - Code 148 (W.D.612C2656)
Code 221 (W.D.625A632)
Engine - Spec S
Vacu-Flo Cooled
*141D725 Carburetor (Gas)

15.0JC-3CR/8744S

Generator - 15JC3N4C
Control - Code 352 (W.D.612C3904)
Code 221 (W.D.625A632)
Engine - Spec S
*141D725 Carburetor (Gas)
134D1805 Air Outlet Duct
154B1224 Intake Manifold
148A367 Vacuum Switch Regulator
148A674 Vacuum Switch Bracket
148A675 Vacuum Switch Line
502-20 Elbow - Regulator
502P82 Nipple - Regulator
Elbow to Tee
502-1 Tee - Regulator to
Intake Manifold
502P369 Cap - Regulator Tee
502-3 Connector - Regulator
to Intake Manifold

15.0JC-3CR/8803S

Generator - 15JC3N4C
Control - Code 148 (W.D.612C2656)
Code 221 (W.D.625A632)
Engine - Spec S
Vacu-Flo Cooled
*140K894 Carb. Air Heater Kit
*159A760 Reservoir Tank Assy.
309P162 Hi-Temp. Cut-Off Switch
338A337 Hi-Temp. Switch Wiring
Harness

15.0JC-3CR/8984S

Generator - 15JC3N4C
Control - Code 32 (W.D.612B1543)
Code 148 (W.D.612C2656)
Code 208 (W.D.625A23)
Code 221 (W.D.625A632)
301C1195 Blank Instrument Panel
Engine - Spec S
*141D720 Carburetor (Gas-Gaso)
*405A1422 Housing Assy.
102B549 Oil Base
102B558 Oil Base Heater

15.0JC-3CR/9021S

Generator - 15JC3N4C
Control - Code 32 (W.D.612B1543)
Code 147 (W.D.612C2655)
Code 208 (W.D.625A23)
Code 221 (W.D.625A632)
Engine - Spec S
*141D720 Carburetor (Gas-Gaso)
*405A1723 Housing Assy.
102B549 Oil Base
102B558 Oil Base Heater
155P360 Muffler
140A78 Muffler Mtg. Band (2)
155A949 Flexible Exhaust Tube

15.0JC-3CR31/8390S

Generator - 15JC3N4C
Control - Code 257 (W.D.612C3076)
Code 221 (W.D.625A632)
Engine - Spec S
Vacu-Flo Cooled
*141D725 Carburetor (Gas)
307B845 Start Solenoid
306A195 Start Solenoid Bracket
307P312 Supply Line Fuel
Solenoid Valve -
Electric
149P558 Supply Line Fuel
Strainer

15.0JC-3CR131/8873S

Generator - 15JC3N4C
Control - Code 367 (W.D.612C4043)
Code 221 (W.D.625A632)
Engine - Spec S
*141D725 Carburetor (LPG)
134D1805 Air Outlet Duct
309P196 Hi-Temp. Cut-Off Switch
309A195 Hi-Temp. Switch Bracket
508A126 Hi-Temp. Switch
Insulating Washer
508A127 Hi-Temp. Switch
Insulating Bushing

(Cont. next page)

MODEL DATA SECTION

219

15.0JC-4R/8825S (Cont.)

Engine - Spec S
 *141D725 Carburetor (Gas)
 *405A1724 Housing Assy.
 102B549 Oil Base
 102B558 Oil Base Heater
 155P360 Muffler
 140A78 Muffler Mtg. Band (2)
 155A949 Flexible Exhaust Tube

15.0JC-4R/8828S

Generator - 15JC4N4C
 Control - Code 32 (W.D.612B1543)
 Code 149 (W.D.612C2657)
 Code 221 (W.D.625A632)
 Engine - Spec S
 *141D725 Carburetor (Gas)
 *405A1723 Housing Assy.
 112A92 Piston & Pin Assy. (4)
 155P360 Muffler
 140A78 Muffler Mtg. Band (2)
 155A949 Flexible Exhaust Tube

15.0JC-4R/8916S

Generator - 15JC/213
 Control - Code 32 (W.D.612B1543)
 Code 368 (W.D.612C4057)
 Code 223 (W.D.625A711)
 Engine - Spec S
 *141D725 Carburetor (Gas)
 *405A1723 Housing Assy.
 155P360 Muffler
 140A78 Muffler Mtg. Band (2)
 155A949 Flex. Exhaust Tube

15.0JC-4R/8947S

Generator - 15JC/179
 Control - Code 161 (W.D.612C2737)
 Code 180 (W.D.615B218)
 Code 221 (W.D.625A632)
 Engine - Spec S
 *141D725 Carburetor (Gas)
 *403A792 Skid Base Assy.
 416B522 Battery Support Plate
 134D1805 Air Outlet Duct
 309P196 Hi-Temp. Cut-Off Switch
 309A195 Hi-Temp. Switch Bracket
 508A126 Hi-Temp. Switch
 Insulating Washer
 508A127 Hi-Temp. Switch
 Insulating Bushing
 332A876 Hi-Temp. Switch Terminal

15.0JC-4R131/2328S

Generator - 15JC4N4C
 Control - Code 32 (W.D.612B1543)
 Code 258 (W.D.612C3077)
 Code 221 (W.D.625A632)
 Engine - Spec S
 *141D725 Carburetor (LPG)
 *405A1421 Housing Assy.
 307B845 Start Solenoid
 306A195 Start Solenoid Bracket
 307P312 Supply Line Fuel
 Solenoid Valve -
 Electric
 149P558 Supply Line Fuel
 Strainer

15.0JC-4R131/8465S

Generator - 15JC4N4C
 Control - Code 258 (W.D.612C3077)
 Code 295 (W.D.615B300)
 Code 221 (W.D.625A632)
 Engine - Spec S
 *141D725 Carburetor (LPG)
 134D1805 Air Outlet Duct
 307B845 Start Solenoid
 306A195 Start Solenoid Bracket
 307P312 Supply Line Fuel
 Solenoid Valve -
 Electric
 149P558 Supply Line Fuel
 Strainer

15.0JC-4R131/8955S

Generator - 15JC4N4C
 Control - Code 158 (W.D.612C3077)
 Code 295 (W.D.615B300)
 Code 221 (W.D.625A632)
 Engine - Spec S
 *141D725 Carburetor (LPG)
 307B845 Start Solenoid
 306A195 Start Solenoid Bracket
 307P312 Supply Line Fuel
 Solenoid Valve -
 Electric
 149P558 Supply Line Fuel
 Strainer

15.0JC-4XR/7S

Generator - 15JC4XN1C
 Control - Code 32 (W.D.612B1543)
 Code 97 (W.D.612C2240)
 Code 212 (W.D.625A423)
 Engine - Spec S
 *140K893 Carb. Air Heater Kit
 *405A1421 Housing Assy.

15.0JC-4XR/12S

Generator - 15JC4XN1C
 Control - Code 97 (W.D.612C2240)
 Code 212 (W.D.625A423)
 Engine - Spec S
 *141D720 Carburetor (Gas-Gaso)

15.0JC-4XR/1282S

Generator - 15JC4XN1C
 Control - Code 101 (W.D.612C2244)
 Code 212 (W.D.625A423)
 Engine - Spec S
 *141D720 Carburetor (Gas-Gaso)
 309P196 Hi-Temp. Cut-Off Switch
 309A195 Hi-Temp. Switch Bracket
 508A126 Hi-Temp. Switch
 Insulating Washer
 508A127 Hi-Temp. Switch
 Insulating Bushing
 332A876 Hi-Temp. Switch
 Terminal

15.0JC-4XR/2442S

Generator - 15JC4XN1C
 Control - Code 97 (W.D.612C2240)
 Code 212 (W.D.625A423)
 Engine - Spec S
 *141D720 Carburetor (Gas-Gaso)
 134D1805 Air Outlet Duct

15.0JC-4XR/2468S

Generator - 15JC4XN1C
 Control - Code 97 (W.D.612C2240)
 Code 212 (W.D.625A423)
 Engine - Spec S
 *140K893 Carb. Air Heater Kit
 134D1805 Air Outlet Duct

15.0JC-4XR/3231S

Generator - 15JC4XN1C
 Control - Code 32 (W.D.612B1543)
 Code 101 (W.D.612C2244)
 Code 212 (W.D.625A423)
 Engine - Spec S
 *141D725 Carburetor (Gas)
 *405A1421 Housing Assy.
 309P196 Hi-Temp. Cut-Off Switch
 309A195 Hi-Temp. Switch Bracket
 508A126 Hi-Temp. Switch
 Insulating Washer
 508A127 Hi-Temp. Switch
 Insulating Bushing
 332A876 Hi-Temp. Switch
 Terminal

15.0JC-4XR/3742S

Generator - 15JC4XN1C
 Control - Code 101 (W.D.612C2244)
 Code 212 (W.D.625A423)
 Engine - Spec S
 *141D725 Carburetor (Gas)
 134D1805 Air Outlet Duct
 309P196 Hi-Temp. Cut-Off Switch
 309A195 Hi-Temp. Switch Bracket
 508A126 Hi-Temp. Switch
 Insulating Washer
 508A127 Hi-Temp. Switch
 Insulating Bushing
 332A876 Hi-Temp. Switch
 Terminal

15.0JC-4XR/5041S

Generator - 15JC4XN1C
 Control - Code 97 (W.D.612C2240)
 Code 208 (W.D.625A23)
 Code 212 (W.D.625A423)
 Engine - Spec S
 *141D720 Carburetor (Gas-Gaso)
 134D1805 Air Outlet Duct
 102B549 Oil Base
 102B558 Oil Base Heater

15.0JC-4XR/6936S

Generator - 15JC/347
 Control - Code 32 (W.D.612B1543)
 Code 97 (W.D.612C2240)
 Code 362 (W.D.612B3996)
 Code 215 (W.D.625A496)
 Engine - Spec S
 *141D725 Carburetor (Gas)
 *405A1422 Housing Assy.

15.0JC-4XR/8337S

Generator - 15JC4XN1C
 Control - Code 32 (W.D.612B1543)
 Code 97 (W.D.612C2240)
 Code 208 (W.D.625A23)
 Code 212 (W.D.625A423)

(Cont. next page)

MODEL DATA SECTION

15.0JC-4XR/8337S (Cont.)

Engine - Spec S
 *141D720 Carburetor (Gas-Gaso)
 *405A1423 Housing Assy. - NOTE:
 Uses #134D1810 Air
 Shutter Assy.
 102B549 Oil Base
 102B558 Oil Base Heater
 309P196 Hi-Temp. Cut-Off Switch
 309A195 Hi-Temp. Switch Bracket
 508A126 Hi-Temp. Switch
 Insulating Washer
 508A127 Hi-Temp. Switch
 Insulating Bushing
 332A876 Hi-Temp. Switch Terminal

15.0JC-4XR/8389S

Generator - 15JC4XN1C
 Control - Code 97 (W.D.612C2240)
 Code 212 (W.D.625A423)
 Engine - Spec S
 Vacu-Flo Cooled
 *141D720 Carburetor (Gas-Gaso)

15.0JC-4XR/8413S

Generator - 15JC4XN1C
 Control - Code 97 (W.D.612C2240)
 Code 212 (W.D.625A423)
 Engine - Spec S
 *141D725 Carburetor (Gas)
 *403A792 Skid Base Assy.
 416B522 Battery Support Plate
 134D1805 Air Outlet Duct

15.0JC-4XR/8451S

Generator - 15JC4XN1C
 Control - Code 32 (W.D.612B1543)
 Code 63 (W.D.612B1851)
 Code 97 (W.D.612C2240)
 Code 212 (W.D.625A423)
 Engine - Spec S
 *141D725 Carburetor (Gas)
 *405A1422 Housing Assy.

15.0JC-4XR/8525S

Generator - 15JC4XN1C
 Control - Code 101 (W.D.612C2244)
 Code 212 (W.D.625A423)
 Engine - Spec S
 Vacu-Flo Cooled
 *141D720 Carburetor (Gas-Gaso)

15.0JC-4XR/8540S

Generator - 15JC4XN1C
 Control - Code 97 (W.D.612C2240)
 Code 212 (W.D.625A423)
 Engine - Spec S
 *141D725 Carburetor (Gas)
 112A92 Piston & Pin Assy. (4)

15.0JC-4XR/8560S

Generator - 15JC/133
 Control - Code 138 (W.D.612C2556)
 Code 177 (W.D.615B214)
 Code 212 (W.D.625A423)
 Engine - Spec S
 *140K894 Carb. Air Heater Kit

15.0JC-4XR/8560S (Cont.)

309P196 Hi-Temp. Cut-Off Switch
 309A195 Hi-Temp. Switch Bracket
 508A126 Hi-Temp. Switch
 Insulating Washer
 508A127 Hi-Temp. Switch
 Insulating Bushing
 332A876 Hi-Temp. Switch
 Terminal

15.0JC-4XR/8567S

Generator - 15JC/133
 Control - Code 107 (W.D.612C2267)
 Code 186 (W.D.615B234)
 Code 212 (W.D.625A423)

Engine - Spec S
 Vacu-Flo Cooled
 *141D725 Carburetor (Gas)
 *403A792 Skid Base Assy.
 416B522 Battery Support Plate
 309P196 Hi-Temp. Cut-Off Switch
 309A195 Hi-Temp. Switch Bracket
 508A126 Hi-Temp. Switch
 Insulating Washer
 508A127 Hi-Temp. Switch
 Insulating Bushing
 332A876 Hi-Temp. Switch
 Terminal

15.0JC-4XR/8649S

Generator - 15JC4XN1C
 Control - Code 97 (W.D.612C2240)
 Code 212 (W.D.625A423)
 Engine - Spec S
 Vacu-Flo Cooled
 *141D720 Carburetor (Gas-Gaso)
 309P162 Hi-Temp. Cut-Off Switch
 338A337 Hi-Temp. Switch Wiring
 Harness

15.0JC-4XR/8670S

Generator - 15JC/347
 Control - Code 32 (W.D.612B1543)
 Code 97 (W.D.612C2240)
 Code 362 (W.D.612B3996)
 Code 208 (W.D.625A23)
 Code 215 (W.D.625A496)

Engine - Spec S
 *140K893 Carb. Air Heater Kit
 *405A1422 Housing Assy.
 *159A799 Fuel Tank Assy.
 102B549 Oil Base
 102B558 Oil Base Heater

15.0JC-4XR/8671S

Generator - 15JC4XN1C
 Control - Code 32 (W.D.612B1543)
 Code 97 (W.D.612C2240)
 Code 212 (W.D.625A423)
 301C1195 Blank Instrument Panel

Engine - Spec S
 *140K893 Carb. Air Heater Kit
 *405A1422 Housing Assy.

15.0JC-4XR/8689S

Generator - 15JC4XN1C
 Control - Code 101 (W.D.612C2244)

15.0JC-4XR/8689S (Cont.)

Code 212 (W.D.625A423)
 Engine - Spec S
 Vacu-Flo Cooled
 *141D725 Carburetor (Gas)

15.0JC-4XR/8778S

Generator - 15JC/133
 Control - Code 138 (W.D.612C2556)
 Code 212 (W.D.625A423)
 Engine - Spec S
 *140K894 Carb. Air Heater Kit
 *159B760 Reservoir Tank Assy.
 309P196 Hi-Temp. Cut-Off Switch
 309A195 Hi-Temp. Switch Bracket
 508A126 Hi-Temp. Switch
 Insulating Washer
 508A127 Hi-Temp. Switch
 Insulating Bushing
 332A876 Hi-Temp. Switch
 Terminal

15.0JC-4XR/8802S

Generator - 15JC/133
 Control - Code 142 (W.D.612C2600)
 Code 177 (W.D.615B214)
 Code 212 (W.D.625A423)
 Engine - Spec S
 Vacu-Flo Cooled
 *141D720 Carburetor (Gas-Gaso)

15.0JC-4XR/8844S

Generator - 15JC4XN1C
 Control - Code 109 (W.D.612C2284)
 Code 177 (W.D.615B214)
 Code 212 (W.D.625A423)

Engine - Spec S
 *141D725 Carburetor (Gas)
 *403A792 Skid Base Assy.
 416B522 Battery Support Plate
 309P196 Hi-Temp. Cut-Off Switch
 309A195 Hi-Temp. Switch Bracket
 508A126 Hi-Temp. Switch
 Insulating Washer
 508A127 Hi-Temp. Switch
 Insulating Bushing
 332A876 Hi-Temp. Switch
 Terminal

15.0JC-4XR/9020S

Generator - 15JC/133
 Control - Code 107 (W.D.612C2267)
 Code 208 (W.D.625A23)
 Code 212 (W.D.625A423)

Engine - Spec S
 *141D725 Carburetor (Gas)
 134D1805 Air Outlet Duct
 102B549 Oil Base
 102B558 Oil Base Heater

15.0JC-4XR31/8549S

Generator - 15JC/133
 Control - Code 361 (W.D.612C3983)
 Code 212 (W.D.625A423)

Engine - Spec S
 *141D725 Carburetor (Gas)
 134D1805 Air Outlet Duct

(Cont. next page)

MODEL DATA SECTION

221

15.0JC-4XR31/8549S (Cont.)

307B845 Start Solenoid
306A195 Start Solenoid Bracket
307P312 Supply Line Fuel Solenoid Valve - Electric
149P558 Supply Line Fuel Strainer

15.0JC-5DR/1126S

Generator - 15JC5DN1C
Control - Code 32 (W.D.612B1543)
Code 102 (W.D.612C2245)
Code 212 (W.D.625A423)
Engine - Spec S
*141D720 Carburetor (Gas-Gaso)
*405A1421 Housing Assy.

15.0JC-5DR/1920S

Generator - 15JC5DN1C
Control - Code 32 (W.D.612B1543)
Code 102 (W.D.612C2245)
Code 208 (W.D.625A23)
Code 212 (W.D.625A423)
Engine - Spec S
*141D725 Carburetor (Gas)
*405A1421 Housing Assy.
102B549 Oil Base
102B558 Oil Base Heater

15.0JC-5DR/2539S

Generator - 15JC5DN1C
Control - Code 98 (W.D.612C2241)
Code 212 (W.D.625A423)
Engine - Spec S
*141D725 Carburetor (Gas)
134D1805 Air Outlet Duct

15.0JC-5DR/6791S

Generator - 15JC5DN1C
Control - Code 32 (W.D.612B1543)
Code 54 (W.D.612B1741)
Code 102 (W.D.612C2245)
Code 212 (W.D.625A423)
Engine - Spec S
*140K893 Carb. Air Heater Kit
*405A1422 Housing Assy.
*159B760 Reservoir Tank Assy.
309P196 Hi-Temp. Cut-Off Switch
309A195 Hi-Temp. Switch Bracket
508A126 Hi-Temp. Switch
Insulating Washer
508A127 Hi-Temp. Switch
Insulating Bushing
332A876 Hi-Temp. Switch Terminal

15.0JC-5DR/8487S

Generator - 15JC5DN1C
Control - Code 359 (W.D.612C3966)
Code 221 (W.D.625A632)
Engine - Spec S
*140K894 Carb. Air Heater Kit
*403A792 Skid Base Assy.
416B522 Battery Support Plate

15.0JC-5DR/8525S

Generator - 15JC5DN1C
Control - Code 102 (W.D.612C2245)
Code 212 (W.D.625A423)

15.0JC-5DR/8525S (Cont.)

Engine - Spec S
Vacu-Flo Cooled
*141D720 Carburetor (Gas-Gaso)

15.0JC-5DR/8736S

Generator - 15JC5DN1C
Control - Code 102 (W.D.612C2245)
Code 178 (W.D.615B216)
Code 212 (W.D.625A423)
Engine - Spec S
*141D725 Carburetor (Gas)
*140K677 Oil Bath Air Cleaner Kit
309P196 Hi-Temp. Cut-Off Switch
309A195 Hi-Temp. Switch Bracket
508A126 Hi-Temp. Switch
Insulating Washer
508A127 Hi-Temp. Switch
Insulating Bushing
332A876 Hi-Temp. Switch
Terminal

15.0JC-5DR/8765S

Generator - 15JC5DN1C
Control - Code 32 (W.D.612B1543)
Code 34 (W.D.612B1556)
Code 102 (W.D.612C2245)
Code 208 (W.D.625A23)
Code 212 (W.D.625A423)
Engine - Spec S
*140K893 Carb. Air Heater Kit
*405A1424 Housing Assy. - NOTE:
Uses #134D1810 Air Shutter Assy.
*159A799 Fuel Tank Assy.
102B549 Oil Base
102B558 Oil Base Heater
309P196 Hi-Temp. Cut-Off Switch
309A195 Hi-Temp. Switch Bracket
508A126 Hi-Temp. Switch
Insulating Washer
508A127 Hi-Temp. Switch
Insulating Bushing
332A876 Hi-Temp. Switch
Terminal

15.0JC-5DR/8898S

Generator - 15JC5DN1C
Control - Code 32 (W.D.612B1543)
Code 102 (W.D.612C2245)
Code 212 (W.D.625A423)
Engine - Spec S
*140K893 Carb. Air Heater Kit
*405A1723 Housing Assy.
309P196 Hi-Temp. Cut-Off Switch
309A195 Hi-Temp. Switch Bracket
508A126 Hi-Temp. Switch
Insulating Washer
508A127 Hi-Temp. Switch
Insulating Bushing
332A876 Hi-Temp. Switch
Terminal
155P360 Muffler
140A78 Muffler Mtg. Band (2)
155A949 Flexible Exhaust Tube

15.0JC-5DR/8996S

Generator - 15JC5DN1C
Control - Code 32 (W.D.612B1543)
Code 34 (W.D.612B1556)
Code 102 (W.D.612C2245)
Code 208 (W.D.625A23)
Code 212 (W.D.625A423)
Engine - Spec S
*141D725 Carburetor (Gas)
*405A1424 Housing Assy. - NOTE:
Uses #134D1810 Air Shutter Assy.
309P196 Hi-Temp. Cut-Off Switch
309A195 Hi-Temp. Switch Bracket
508A126 Hi-Temp. Switch
Insulating Washer
508A127 Hi-Temp. Switch
Insulating Bushing
332A876 Hi-Temp. Switch
Terminal
102B549 Oil Base
102B558 Oil Base Heater

15.0JC-5DR/9008S

Generator - 15JC5DN1C
Control - Code 102 (W.D.612C2245)
Code 190 (W.D.615B243)
Code 212 (W.D.625A423)
Engine - Spec S
Vacu-Flo Cooled
*140K892 Carb. Air Heater Kit
*159B760 Reservoir Tank Assy.
309P162 Hi-Temp. Cut-Off Switch
338A337 Hi-Temp. Switch Wiring
Harness

15.0JC-5DR131/8767S

Generator - 15JC5DN1C
Control - Code 364 (W.D.612C4019)
Code 212 (W.D.625A423)
Engine - Spec S
*141D725 Carburetor (LPG)
*134D1810 Air Shutter Assy.
309P196 Hi-Temp. Cut-Off Switch
309A195 Hi-Temp. Switch Bracket
508A126 Hi-Temp. Switch
Insulating Washer
508A127 Hi-Temp. Switch
Insulating Bushing
332A876 Hi-Temp. Switch
Terminal
307B845 Start Solenoid
306A195 Start Solenoid Bracket
307P312 Supply Line Fuel Solenoid Valve - Electric
149P558 Supply Line Fuel Strainer

15.0JC-9XR/8388S

Generator - 15JC9XN1C
Control - Code 226 (W.D.612C2246)
Code 212 (W.D.625A423)
Engine - Spec S
Vacu-Flo Cooled
*140K892 Carb. Air Heater Kit
309P162 Hi-Temp. Cut-Off Switch
338A337 Hi-Temp. Switch Wiring
Harness

*-Refer to Accessory Section for Component Parts.

MODEL DATA SECTION

15.0JC-9XR/8744S

Generator - 15JC9XN1C
Control - Code 363 (W.D.612C4012)
Code 212 (W.D.625A423)
Engine - Spec S
*141D725 Carburetor (Gas)
134D1805 Air Outlet Duct
154B1224 Intake Manifold
148A367 Vacuum Switch Regulator
148A674 Vacuum Switch Bracket
148A675 Vacuum Switch Line
502-20 Elbow - Regulator
502P82 Nipple - Regulator Elbow
to Tee
502-1 Tee - Regulator to
Intake Manifold
502P369 Cap - Regulator Tee
502-3 Connector - Regulator
to Intake Manifold

15.0JC-99R/8504S

Generator - 15JC/276
Control - Code 32 (W.D.612B1543)
Code 255 (W.D.612C3045)
Code 274 (W.D.612B3352)
Code 221 (W.D.625A632)
Engine - Spec S
*140K893 Carb. Air Heater Kit
*405A1422 Housing Assy.

15.0JC-99R/8858S

Generator - 15JC/425
Control - Code 235 (W.D.612C2868)
Code 375 (W.D.615B350)
Code 221 (W.D.625A632)
Engine - Spec S
Vacu-Flo Cooled
*140K892 Carb. Air Heater Kit
309P162 Hi-Temp. Cut-Off Switch
338A337 Hi-Temp. Switch Wiring
Harness

15.0JC-99R/8860S

Generator - 15JC/437
Control - Code 32 (W.D.612B1543)
Code 366 (W.D.612C4038)
Code 221 (W.D.625A632)
Engine - Spec S
*140K893 Carb. Air Heater Kit
*405A1421 Housing Assy.
*159A799 Fuel Tank Assy.

15JC-3RV/7759R

Generator - 15JC3N4C
Control - Code 148 (W.D.612C2656)
Code 185 (W.D.615B232)
Code 221 (W.D.625A632)
Engine - Spec R
Vacu-Flo Cooled
*141D720 Carburetor (Gas-Gaso)
*403A792 Skid Base Assy.
416B522 Battery Support Plate
309P162 Hi-Temp. Cut-Off Switch
338A337 Hi-Temp. Switch Wiring
Harness

10.0JC-57R/8952S

Generator - 8JC/427
231E112 Engine to Generator
Adapter
Control - Code 381 (W.D.612C4074)
Code 394 (W.D.625A729)
Engine - Spec S
Vacu-Flo Cooled
*140K892 Carb. Air Heater Kit
149A1131 Line - Fuel Pump to
Carburetor
*191A443 Starter Motor
166A355 Distribution Drive Gear
▲166B357 Distribution - Less
Cover Adapter, Cover
Leads and Condensers
166P245 Breaker Point Set (2)
312A115 Condenser (2)
166B351 Breaker Point Cover
166B350 Breaker Point Cover
Adapter
166A397 Distributor Cover
Gasket
▲166B437 Ignition Coil (2)
166B474 Ignition Coil Mtg.
Bracket
503-465 Ignition Coil Clamp (2)
337A71 Ground Strap -
Ignition Coil (2)
304A60 Resistor - Fixed (2)
167A215 Spark Plug (4)
167A1509 Spark Plug Cable -
20" long (2)
167A1508 Spark Plug Cable -
28" long
167A1474 Spark Plug Cable -
23" long
160A1098 Ignition Coil Mtg.
Plate
167A61 Ignition Coil Nipple

12.5JC-3CR/7S

Generator - 10JC3N4C
Control - Code 32 (W.D.612B1543)
Code 149 (W.D.612C2657)
Code 221 (W.D.625A632)
Engine - Spec S
*405A1421 Housing Assy.
*140K893 Carb. Air Heater Kit

12.5JC-3CR/1282S

Generator - 10JC3N4C
Control - Code 150 (W.D.612C2658)
Code 221 (W.D.625A632)
Engine - Spec S
*141D720 Carburetor (Gas-Gaso)
309P196 Hi-Temp. Cut-Off
Switch
309A195 Hi-Temp. Switch
Bracket
508A126 Hi-Temp. Switch
Insulating Washer (2)
508A127 Hi-Temp. Switch
Insulating Bushing
332A876 Hi-Temp. Switch
Terminal

12.5JC-3CR/1920S

Generator - 10JC3N4C
Control - Code 32 (W.D.612B1543)
Code 150 (W.D.612C2658)
Code 208 (W.D.625A23)
Code 221 (W.D.625A632)
Engine - Spec S
*141D725 Carburetor (Gas)
*405A1421 Housing Assy.
102B549 Oil Base
102B558 Oil Base Heater

12.5JC-3CR/1983S

Generator - 10JC3N4C
Control - Code 150 (W.D.612C2658)
Code 221 (W.D.625A632)
Engine - Spec S
*141D725 Carburetor (Gas)

12.5JC-3CR/2938S

Generator - 10JC3N4C
Control - Code 32 (W.D.612B1543)
Code 150 (W.D.612C2658)
Code 221 (W.D.625A632)
Engine - Spec S
*141D725 Carburetor (Gas)
*405A1421 Housing Assy.

12.5JC-3CR/3218S

Generator - 10JC3N4C
Control - Code 150 (W.D.612C2658)
Code 221 (W.D.625A632)
Engine - Spec S
*140K893 Carb. Air Heater Kit
*159B760 Reservoir Tank Assy.
134D1805 Air Outlet Duct
309P196 Hi-Temp. Cut-Off Switch
309A195 Hi-Temp. Switch Bracket
508A126 Hi-Temp. Switch
Insulating Washer (2)
508A127 Hi-Temp. Switch
Insulating Bushing
332A876 Hi-Temp. Switch Terminal

12.5JC-3CR/3742S

Generator - 10JC3N4C
Control - Code 150 (W.D.612C2658)
Code 221 (W.D.625A632)
Engine - Spec S
*141D725 Carburetor (Gas)
134D1805 Air Outlet Duct
309P196 Hi-Temp. Cut-Off Switch
309P195 Hi-Temp. Switch Bracket
508A126 Hi-Temp. Switch
Insulating Washer (2)
508A127 Hi-Temp. Switch
Insulating Bushing
332A876 Hi-Temp. Switch Terminal

12.5JC-3CR/3819S

Generator - 10JC3N4C
Control - Code 149 (W.D.612C2657)
Code 221 (W.D.625A632)
Engine - Spec S
*141D725 Carburetor (Gas)
134D1805 Air Outlet Duct
(Continue next page)

* - Refer to Accessory Section for Component Parts.

▲ - Order unit or components not listed from manufacturer giving complete data shown on name plate of the part.

MODEL DATA SECTION

223

12.5JC-3CR/3819S (Continued)

309P196 Hi-Temp. Cut-Off Switch
309A195 Hi-Temp. Switch Bracket
508A126 Hi-Temp. Switch
Insulating Washer (2)
508A127 Hi-Temp. Switch
Insulating Bushing
332A876 Hi-Temp. Switch Terminal

12.5JC-3CR/4354S

Generator - 10JC/216
Control - Code 253 (W.D.612C3008)
Code 221 (W.D.625A632)
Engine - Spec S
*141D725 Carburetor (Gas)

12.5JC-3CR/5317S

Generator - 10JC/216
Control - Code 159 (W.D.612C2735)
Code 208 (W.D.625A23)
Code 221 (W.D.625A632)
Engine - Spec S
*140K894 Carb. Air Heater Kit
102B548 Oil Base
102B558 Oil Base Heater
309P196 Hi-Temp. Cut-Off Switch
309A195 Hi-Temp. Switch Bracket
508A126 Hi-Temp. Switch
Insulating Washer (2)
508A127 Hi-Temp. Switch
Insulating Bushing
332A876 Hi-Temp. Switch Terminal

12.5JC-3CR/5388S

Generator - 10JC/216
Control - Code 159 (W.D.612C2735)
Code 221 (W.D.625A632)
Engine - Spec S
*141D725 Carburetor (Gas)
134D1805 Air Outlet Duct
309P196 Hi-Temp. Cut-Off Switch
309A195 Hi-Temp. Switch Bracket
508A126 Hi-Temp. Switch
Insulating Washer (2)
508A127 Hi-Temp. Switch
Insulating Bushing
332A876 Hi-Temp. Switch Terminal

12.5JC-3CR/6276S

Generator - 10JC3N4C
Control - Code 149 (W.D.612C2657)
Code 221 (W.D.625A632)
Engine - Spec S
*141D725 Carburetor (Gas)
*123K748 Oil Level Maintainer Kit
134D1805 Air Outlet Duct
309P196 Hi-Temp. Cut-Off Switch
309A195 Hi-Temp. Switch Bracket
508A126 Hi-Temp. Switch
Insulating Washer (2)
508A127 Hi-Temp. Switch
Insulating Bushing
332A876 Hi-Temp. Switch Terminal

12.5JC-3CR/6286S

Generator - 10JC3N4C
Control - Code 149 (W.D.612C2657)

12.5JC-3CR/6286S (Continued)

Code 221 (W.D.625A632)
Engine - Spec S
*141D725 Carburetor (Gas)
*134D1810 Air Shutter Assy.
309P196 Hi-Temp. Cut-Off Switch
309A195 Hi-Temp. Switch Bracket
508A126 Hi-Temp. Switch
Insulating Washer (2)
508A127 Hi-Temp. Switch
Insulating Bushing
332A876 Hi-Temp. Switch
Terminal

12.5JC-3CR/6589S

Generator - 10JC3N4C
Control - Code 32 (W.D.612B1543)
Code 150 (W.D.612C2658)
Code 208 (W.D.625A23)
Code 221 (W.D.625A632)
Engine - Spec S
*141D725 Carburetor (Gas)
*405A1423 Housing Assy. - NOTE:
Uses #134D1810 Air
Shutter Assy.
309P196 Hi-Temp. Cut-Off Switch
309A195 Hi-Temp. Switch Bracket
508A126 Hi-Temp. Switch
Insulating Washer (2)
508A127 Hi-Temp. Switch
Insulating Bushing
332A876 Hi-Temp. Switch
Terminal
102B549 Oil Base
102B558 Oil Base Heater

12.5JC-3CR/7322S

Generator - 10JC3N4C
Control - Code 32 (W.D.612B1543)
Code 149 (W.D.612C2657)
Code 221 (W.D.625A632)
Engine - Spec S
*141D725 Carburetor (Gas)
*405A1423 Housing Assy. - NOTE:
Uses #134D1810 Air
Shutter Assy.

12.5JC-3CR/8002S

Generator - 10JC3N4C
Control - Code 32 (W.D.612B1543)
Code 166 (W.D.612C2790)
Code 221 (W.D.625A632)
Engine - Spec S
*141D725 Carburetor (Gas)
*405A1421 Housing Assy.

12.5JC-3CR/8100S

Generator - 10JC3N4C
Control - Code 149 (W.D.612C2657)
Code 221 (W.D.625A632)
Engine - Spec S
Vacu-Flo Cooled
*140K892 Carb. Air Heater Kit

12.5JC-3CR/8245S

Generator - 10JC3N4C
Control - Code 348 (W.D.612C3853)

12.5JC-3CR/8245S (Continued)

Code 221 (W.D.625A632)
Engine - Spec S
*141D725 Carburetor (Gas)
148A367 Vacuum Switch Regulator
502-53 Elbow - Vacuum Switch
505-98 Nipple - Close -
Vacuum Switch
309P196 Hi-Temp. Cut-Off Switch
309A195 Hi-Temp. Switch Bracket
508A126 Hi-Temp. Switch
Insulating Washer (2)
508A127 Hi-Temp. Switch
Insulating Bushing
332A876 Hi-Temp. Switch Terminal
154B1224 Intake Manifold

12.5JC-3CR/8287S

Generator - 10JC3N4C
Control - Code 32 (W.D.612B1543)
Code 384 (W.D.612C4210)
Code 221 (W.D.625A632)
Engine - Spec S
*140K893 Carb. Air Heater Kit
*405A1723 Housing Assy.
*159A799 Fuel Tank Assy.
134D1794 Cylinder Air Housing
Cover
166A355 Distributor Drive Gear
▲166B357 Distributor - Less Cover
Adapter, Cover Leads &
Condensers
166P245 Breaker Point Set (2)
312A115 Condenser (2)
166B351 Breaker Point Cover
166B350 Breaker Point Cover
Adapter
166A397 Distributor Drive Cover
167A61 Ignition Coil Nipple (2)
▲166B382 Ignition Coil (2)
166B334 Ignition Coil Box Cover
(2)
312P83 Coil Feed Thru
Condenser (2)
509-102 Condenser Mtg. "O"
Ring (2)
167A215 Spark Plug (4)
167A1479 Spark Plug Cable -
14" long (2)
167A1480 Spark Plug Cable -
17" long (2)
304A60 Resistor - Fixed (2)
166A388 Ignition Coil Mtg.
Bracket (2)
503-465 Ignition Coil Clamp
134D1805 Air Outlet Duct
155P360 Muffler
148A78 Muffler Mtg. Band (2)
155A949 Flexible Exhaust Tube

12.5JC-3CR/8388S

Generator - 10JC3N4C
Control - Code 150 (W.D.612C2658)
Code 221 (W.D.625A632)
Engine - Spec S
Vacu-Flo Cooled
*140K892 Carb. Air Heater Kit
(Continue next page)

* - Refer to Accessory Section for Component Parts.

▲ - Order unit or components not listed from manufacturer giving complete data shown on name of the part.

MODEL DATA SECTION

12.5JC-3CR/8388S

309P162 Hi-Temp. Cut-Off Switch
338A337 Hi-Temp. Switch Wiring
Harness

12.5JC-3CR/8390S

Generator - 10JC3N4C
Control - Code 149 (W.D.612C2657)
Code 221 (W.D.625A632)
Engine - Spec S
Vacu-Flo Cooled
*141D725 Carburetor (Gas)

12.5JC-3CR/8490S

Generator - 10JC3N4C
Control - Code 149 (W.D.612C2657)
Code 221 (W.D.625A632)
Engine - Spec S
*141D725 Carburetor (Gas)
*403A792 Skid Base Assy.

12.5JC-3CR/8506S

Generator - 10JC3N4C
Control - Code 150 (W.D.612C2658)
Code 208 (W.D.625A23)
Code 221 (W.D.625A632)
Engine - Spec S
Vacu-Flo Cooled
*141D725 Carburetor (Gas)
102B549 Oil Base
102B558 Oil Base Heater

12.5JC-3CR/8813S

Generator - 10JC3N4C
Control - Code 149 (W.D.612C2657)
Code 208 (W.D.625A23)
Code 221 (W.D.625A632)
Engine - Spec S
Vacu-Flo Cooled
*141D720 Carburetor (Gas-Gaso)
102B549 Oil Base
102B558 Oil Base Heater

12.5JC-3CR/9290S

Generator - 10JC3N4C
231E112 Engine to Generator
Adapter
Control - Code 388 (W.D.612C4250)
Code 221 (W.D.625A632)
Engine - Spec S
Vacu-Flo Cooled
*140K892 Carb. Air Heater Kit
309P162 Hi-Temp. Cut-Off Switch
338A337 Hi-Temp. Switch Wiring
Harness

12.5JC-3CR/9345S

Generator - 10JC3N4C
Control - Code 32 (W.D.612B1543)
Code 150 (W.D.612C2658)
Code 208 (W.D.625A23)
Code 221 (W.D.625A632)
Engine - Spec S
*141D725 Carburetor (Gas)
*405A1423 Housing Assy. - NOTE:
Uses #134D1810 Air
Shutter Assy.

12.5JC-3CR/9345S (Continued)

102B549 Oil Base
102B558 Oil Base Heater

12.5JC-3CR/9426S

Generator - 10JC3N4C
Control - Code 147 (W.D.612C2655)
Code 221 (W.D.625A632)
Engine - Spec S
*141D725 Carburetor (Gas)
*159B760 Reservoir Tank Assy.
134D1805 Air Outlet Duct

12.5JC-3CR/9528S

Generator - 10JC3N4C
Control - Code 150 (W.D.612C2658)
Code 208 (W.D.625A23)
Code 221 (W.D.625A632)
Engine - Spec S
*141D725 Carburetor (Gas)
134D1805 Air Outlet Duct
102B549 Oil Base
102B558 Oil Base Heater
309P196 Hi-Temp. Cut-Off Switch
309A195 Hi-Temp. Switch Bracket
508A126 Hi-Temp. Switch
Insulating Washer (2)
508A127 Hi-Temp. Switch
Insulating Bushing
332A876 Hi-Temp. Switch
Terminal

12.5JC-3CR/9616S

Generator - 10JC3N4C
Control - Code 32 (W.D.612B1543)
Code 149 (W.D.612C2657)
Code 208 (W.D.625A23)
Code 221 (W.D.625A632)
Engine - Spec S
*141D720 Carburetor (Gas)
*405A1421 Housing Assy.
*102B549 Oil Base
Oil Base Heater - Refer to Oil
Base
Oil Level Maintainer Kit - Refer
to Oil Base

12.5JC-3CR/9630S

Generator - 10JC/216
Control - Code 161 (W.D.612C2737)
Code 221 (W.D.625A632)
Engine - Spec S
*141D720 Carburetor (Gas-Gaso)
134D1805 Air Outlet Duct
309P206 Hi-Temp. Cut-Off Switch
309A195 Hi-Temp. Switch Bracket
508A126 Hi-Temp. Switch
Insulating Washer (2)
508A127 Hi-Temp. Switch
Insulating Bushing
332A876 Hi-Temp. Switch
Terminal

12.5JC-3CR/9653S

Generator - 10JC/216
Control - Code 32 (W.D.612B1543)
Code 159 (W.D.612C2735)

12.5JC-3CR/9653S (Continued)

Code 208 (W.D.625A23)
Code 221 (W.D.625A632)
Engine - Spec S
*141D725 Carburetor (Gas)
*405A1421 Housing Assy.
+102B549 Oil Base
Oil Base Heater - Refer to Oil Base
Oil Level Maintainer Kit - Refer
to Oil Base
309P196 Hi-Temp. Cut-Off Switch
309A195 Hi-Temp. Switch Bracket
508A126 Hi-Temp. Switch
Insulating Washer (2)
508A127 Hi-Temp. Switch
Insulating Bushing
332A876 Hi-Temp. Switch Terminal

12.5JC-3CR/9716S

Generator - 10JC/216
Control - Code 159 (W.D.612C2735)
Code 208 (W.D.625A23)
Code 221 (W.D.625A632)
Engine - Spec S
Vacu-Flo Cooled
*141D725 Carburetor (Gas)
+102B549 Oil Base
Oil Base Heater - Refer to Oil Base
Oil Level Maintainer Kit - Refer
to Oil Base
309P162 Hi-Temp. Cut-Off Switch
338A337 Hi-Temp. Switch Wiring
Harness

12.5JC-3CR/9901S

Generator - 10JC3N4C
Control - Code 150 (W.D.612C2658)
Code 221 (W.D.625A632)
Engine - Spec S
*141D725 Carburetor (Gas)
*403A792 Skid Base Assy.
309P196 Hi-Temp. Cut-Off Switch
309A195 Hi-Temp. Switch Bracket
508A126 Hi-Temp. Switch
Insulating Washer (2)
508A127 Hi-Temp. Switch
Insulating Bushing
332A876 Hi-Temp. Switch Terminal

12.5JC-3CR/9978S

Generator - 10JC3N4C
Control - Code 150 (W.D.612C2658)
Code 221 (W.D.625A632)
Engine - Spec S
Vacu-Flo Cooled
*140K892 Carb. Air Heater Kit
*159B760 Reservoir Tank Assy.

12.5JC-3CR/10132S

Generator - 10JC3N4C
Control - Code 32 (W.D.612B1543)
Code 150 (W.D.612C2658)
Code 208 (W.D.625A23)
Code 221 (W.D.625A632)
Engine - Spec S
*141D725 Carburetor (Gas)
(Continue next page)

* - Refer to Accessory Section for Component Parts.
+ - See engine section for optional call outs.

MODEL DATA SECTION

225

12.5JC-3CR/10132S (Continued)

*405A1423 Housing Assy. - NOTE:
Uses #134D1810 Air
Shutter Assy.
+102B549 Oil Base
Oil Base Heater - Refer to Oil
Base
Oil Level Maintainer Kit - Refer
to Oil Base
309P196 Hi-Temp. Cut-Off Switch
309A195 Hi-Temp. Switch Bracket
508A126 Hi-Temp. Switch
Insulating Washer (2)
508A127 Hi-Temp. Switch
Insulating Bushing
332A876 Hi-Temp. Switch Terminal

12.5JC-3CR/10209S

Generator - 10JC/216
Control - Code 159 (W.D.612C2735)
Code 221 (W.D.625A632)
Engine - Spec S
Vacu-Flo Cooled
*141D725 Carburetor (Gas)
309P162 Hi-Temp. Cut-Off Switch
338A337 Hi-Temp. Switch Wiring
Harness

12.5JC-3CR/10259S

Generator - 10JC3N4C
Control - Code 150 (W.D.612C2658)
Code 208 (W.D.625A23)
Code 221 (W.D.625A632)
Engine - Spec S
Vacu-Flo Cooled
*141D720 Carburetor (Gas-Gaso)
+102B549 Oil Base
Oil Base Heater - Refer to Oil
Base
Oil Level Maintainer Kit - Refer
to Oil Base

12.5JC-3CR31/8400S

Generator - 10JC3N4C
Control - Code 257 (W.D.612C3076)
Code 221 (W.D.625A632)
Engine - Spec S
*141D725 Carburetor (Gas)
307B845 Start Solenoid
306A195 Start Solenoid Bracket
338A470 Starter to Solenoid
Wiring Harness
307P312 Supply Line Fuel Solenoid
Valve - Electric
149P558 Supply Line Fuel
Strainer

12.5JC-3CR31/8500S

Generator - 10JC3N4C
Control - Code 257 (W.D.612C3057)
Code 221 (W.D.625A632)
Engine - Spec S
Vacu-Flo Cooled
*141D725 Carburetor (Gas)
307B845 Start Solenoid
306A195 Start Solenoid Bracket

12.5JC-3CR31/8500S (Continued)

307P312 Supply Line Fuel
Solenoid Valve -
Electric
149P558 Supply Line Fuel
Strainer
12.5JC-3CR31/9428S
Generator - 10JC3N4C
Control - Code 257 (W.D.612C3076)
Code 221 (W.D.625A632)
Engine - Spec S
*141D725 Carburetor (Gas)
134D1805 Air Outlet Duct
307B845 Start Solenoid
306A195 Start Solenoid Bracket
338A470 Starter to Solenoid
Wiring Harness
307P312 Supply Line Fuel
Solenoid Valve -
Electric
149P558 Supply Line Fuel
Strainer

12.5JC-3CR31/9639S

Generator - 10JC/216
Control - Code 284 (W.D.612C3422)
Code 221 (W.D.625A632)
Engine - Spec S
*141D725 Carburetor (Gas)
309P206 Hi-Temp. Cut-Off Switch
309A195 Hi-Temp. Switch Bracket
508A126 Hi-Temp. Switch
Insulating Washer (2)
508A127 Hi-Temp. Switch
Insulating Bushing
332A876 Hi-Temp. Switch
Terminal
307B845 Start Solenoid
306A195 Start Solenoid Bracket
307P312 Supply Line Fuel
Solenoid Valve -
Electric
149P558 Supply Line Fuel
Strainer

12.5JC-3CR31/9772S

Generator - 10JC3N4C
Control - Code 32 (W.D.612B1543)
Code 257 (W.D.612C3076)
Code 221 (W.D.625A632)
Engine - Spec S
*141D725 Carburetor (Gas)
*405A1421 Housing Assy.
307B845 Start Solenoid
306A195 Start Solenoid Bracket
338A470 Starter to Solenoid
Wiring Harness
307P312 Supply Line Fuel
Solenoid Valve -
Electric
149P558 Supply Line Fuel
Strainer

12.5JC-3R/2079S

Generator - 10JC3N4C
Control - Code 149 (W.D.612C2657)

12.5JC-3R/2079S (Continued)

Code 173 (W.D.615B198)
Code 221 (W.D.625A632)
Engine - Spec S
*140K894 Carb. Air Heater Kit
12.5JC-3R/2454S
Generator - 10JC3N4C
Control - Code 32 (W.D.612B1543)
Code 59 (W.D.612B1786)
Code 149 (W.D.612C2657)
Code 208 (W.D.625A23)
Code 221 (W.D.625A632)
Engine - Spec S
*141D725 Carburetor (Gas)
*405A1422 Housing Assy.
102B549 Oil Base
102B558 Oil Base Heater

12.5JC-3R/3631S

Generator - 10JC3N4C
Control - Code 32 (W.D.612B1543)
Code 59 (W.D.612B1786)
Code 150 (W.D.612C2658)
Code 221 (W.D.625A632)
Engine - Spec S
*140K893 Carb. Air Heater Kit
*405A1422 Housing Assy.
*159A799 Fuel Tank Assy.
309P196 Hi-Temp. Cut-Off Switch
309A195 Hi-Temp. Switch Bracket
508A126 Hi-Temp. Switch
Insulating Washer (2)
508A127 Hi-Temp. Switch
Insulating Bushing
332A876 Hi-Temp. Switch Terminal

12.5JC-3R/6340S

Generator - 10JC3N4C
Control - Code 32 (W.D.612B1543)
Code 59 (W.D.612B1786)
Code 150 (W.D.612C2658)
Code 221 (W.D.625A632)
Engine - Spec S
*140K893 Carb. Air Heater Kit
*405A1424 Housing Assy. - NOTE:
Uses #134D1810 Air
Shutter Assy.
*159A799 Fuel Tank Assy.
309P196 Hi-Temp. Cut-Off Switch
309A195 Hi-Temp. Switch Bracket
508A126 Hi-Temp. Switch
Insulating Washer (2)
508A127 Hi-Temp. Switch
Insulating Bushing
332A876 Hi-Temp. Switch Terminal

12.5JC-3R/6568S

Generator - 10JC3N4C
Control - Code 32 (W.D.612B1543)
Code 59 (W.D.612B1786)
Code 150 (W.D.612C2658)
Code 221 (W.D.625A632)
Engine - Spec S

*140K893 Carb. Air Heater Kit
*405A1424 Housing Assy. - NOTE: Uses
#134D1810 Air Shutter Assy.
(Continue next page)

* - Refer to Accessory Section for Component Parts.
+ - See engine section for optional call outs.

MODEL DATA SECTION

12.5JC-3R/6568S (Continued)

309P196 Hi-Temp. Cut-Off Switch
 309A195 Hi-Temp. Switch Bracket
 508A126 Hi-Temp. Switch
 Insulating Washer (2)
 508A127 Hi-Temp. Switch
 Insulating Bushing
 332A876 Hi-Temp. Switch Terminal

12.5JC-3R/8438S

Generator - 10JC3N4C
 Control - Code 32 (W.D.612B1543)
 Code 35 (W.D.612B1559)
 Code 150 (W.D.612C2658)
 Code 208 (W.D.625A23)
 Code 221 (W.D.625A632)
 Engine - Spec S
 *141D725 Carburetor (Gas)
 *405A1422 Housing Assy.
 309P196 Hi-Temp. Cut-Off Switch
 309A195 Hi-Temp. Switch Bracket
 508A126 Hi-Temp. Switch
 Insulating Washer (2)
 508A127 Hi-Temp. Switch
 Insulating Bushing
 332A876 Hi-Temp. Switch Terminal
 102B549 Oil Base
 102B558 Oil Base Heater

12.5JC-3R/8799S

Generator - 10JC3N4C
 Control - Code 32 (W.D.612B1543)
 Code 59 (W.D.612B1786)
 Code 150 (W.D.612C2658)
 Code 221 (W.D.625A632)
 Engine - Spec S
 *140K893 Carb. Air Heater Kit
 *405A1726 Housing Assy.
 *159A799 Fuel Tank Assy.
 309P196 Hi-Temp. Cut-Off Switch
 309A195 Hi-Temp. Switch Bracket
 508A126 Hi-Temp. Switch
 Insulating Washer (2)
 508A127 Hi-Temp. Switch
 Insulating Bushing
 332A876 Hi-Temp. Switch Terminal
 155P360 Muffler
 140A78 Muffler Mtg. Band (2)
 155A949 Flex. Exhaust Tube

12.5JC-3R/8855S

Generator - 10JC3N4C
 Control - Code 32 (W.D.612B1543)
 Code 35 (W.D.612B1559)
 Code 149 (W.D.612C2657)
 Code 221 (W.D.625A632)
 Engine - Spec S
 *140K894 Carb. Air Heater Kit
 *405A1422 Housing Assy.
 *159A799 Fuel Tank Assy.

12.5JC-3R/9113S

Generator - 10JC/432
 Control - Code 382 (W.D.612C4108)
 Code 173 (W.D.615B198)
 Code 223 (W.D.625A711)
 Engine - Spec S

12.5JC-3R/9113S (Continued)

Vacu-Flo Cooled
 *140K677 Oil Bath Air Cleaner
 Kit

12.5JC-3R/9145S

Generator - 10JC3N4C
 Control - Code 149 (W.D.612C2657)
 Code 173 (W.D.615B198)
 Code 221 (W.D.625A632)
 Engine - Spec S
 *140K894 Carb. Air Heater Kit
 *403A792 Skid Base Assy.
 416B522 Battery Support Plate

12.5JC-3R/9207S

Generator - 10JC/216
 Control - Code 161 (W.D.612C2737)
 Code 173 (W.D.615B198)
 Code 208 (W.D.625A23)
 Code 221 (W.D.625A632)
 Engine - Spec S
 *141D725 Carburetor (Gas)
 *403A792 Skid Base Assy.
 416B522 Battery Support Plate
 309P206 Hi-Temp. Cut-Off Switch
 309A195 Hi-Temp. Switch Bracket
 508A126 Hi-Temp. Switch
 Insulating Washer (2)
 508A127 Hi-Temp. Switch
 Insulating Bushing
 332A876 Hi-Temp. Switch
 Terminal
 134D1805 Air Outlet Duct
 102B549 Oil Base
 102B558 Oil Base Heater

12.5JC-3R/9221S

Generator - 10JC/216
 Control - Code 253 (W.D.612C3008)
 Code 174 (W.D.615B199)
 Code 221 (W.D.625A632)
 Engine - Spec S
 Vacu-Flo Cooled
 *141D725 Carburetor (Gas)
 309P162 Hi-Temp. Cut-Off
 Switch
 338A337 Starter to Solenoid
 Wiring Harness

12.5JC-3R/9279S

Generator - 10JC3N4C
 Control - Code 32 (W.D.612B1543)
 Code 35 (W.D.612B1559)
 Code 150 (W.D.612C2658)
 Code 221 (W.D.625A632)
 Engine - Spec S
 *140K893 Carb. Air Heater Kit
 *405A1424 Housing Assy. - NOTE:
 Uses #134D1810 Air
 Shutter Assy.
 *159A799 Fuel Tank Assy.
 309P196 Hi-Temp. Cut-Off Switch
 309A195 Hi-Temp. Switch Bracket
 508A126 Hi-Temp. Switch
 Insulating Washer (2)
 508A127 Hi-Temp. Switch
 Insulating Bushing

12.5JC-3R/9279S (Continued)

332A876 Hi-Temp. Switch Terminal

12.5JC-3R/9298S

Generator - 10JC/216
 Control - Code 32 (W.D.612B1543)
 Code 35 (W.D.612B1559)
 Code 159 (W.D.612C2735)
 Code 221 (W.D.625A632)
 Engine - Spec S
 *140K893 Carb. Air Heater Kit
 *405A1424 Housing Assy. - NOTE:
 Uses #134D1810 Air
 Shutter Assy.
 *159A799 Fuel Tank Assy.
 309P196 Hi-Temp. Cut-Off Switch
 309A195 Hi-Temp. Switch Bracket
 508A126 Hi-Temp. Switch
 Insulating Washer (2)
 508A127 Hi-Temp. Switch
 Insulating Bushing
 332A876 Hi-Temp. Switch Terminal

12.5JC-3R/9578S

Generator - 10JC3N4C
 Control - Code 32 (W.D.612B1543)
 Code 35 (W.D.612B1559)
 Code 149 (W.D.612C2657)
 Code 221 (W.D.625A632)
 Engine - Spec S
 *141D720 Carburetor (Gas-Gaso)
 *405A1422 Housing Assy.
 *159A799 Fuel Tank Assy.

12.5JC-3R/9580S

Generator - 10JC3N4C
 Control - Code 32 (W.D.612B1543)
 Code 35 (W.D.612B1559)
 Code 150 (W.D.612C2658)
 Code 208 (W.D.625A23)
 Code 221 (W.D.625A632)
 Engine - Spec S
 *141D725 Carburetor (Gas)
 *405A1424 Housing Assy. - NOTE:
 Uses #134D1810 Air
 Shutter Assy.
 309P196 Hi-Temp. Cut-Off Switch
 309A195 Hi-Temp. Switch Bracket
 508A126 Hi-Temp. Switch
 Insulating Washer (2)
 508A127 Hi-Temp. Switch
 Insulating Bushing
 332A876 Hi-Temp. Switch Terminal
 +102B549 Oil Base
 Oil Base Heater - Refer to Oil Base
 Oil Level Maintainer Kit - Refer to
 Oil Base

12.5JC-3R/9610S

Generator - 10JC3N4C
 Control - Code 32 (W.D.612B1543)
 Code 35 (W.D.612B1559)
 Code 149 (W.D.612C2657)
 Code 221 (W.D.625A632)
 Engine - Spec S
 *141D720 Carburetor (Gas-Gaso)
 (Continue next page)

* - Refer to Accessory Section for Component Parts.
 + - See engine section for optional call outs.

MODEL DATA SECTION

227

12.5JC-3R/9610S (Continued)

- *405A1424 Housing Assy. - NOTE:
Uses #134D1810 Air
Shutter Assy.
- *159A799 Fuel Tank Assy.

12.5JC-3R/9707S

- Generator - 10JC3N4C
- Control - Code 32 (W.D.612B1543)
Code 59 (W.D.612B1786)
Code 150 (W.D.612C2658)
Code 208 (W.D.625A23)
Code 221 (W.D.625A632)
- Engine - Spec S
- *141D725 Carburetor (Gas)
- *405A1422 Housing Assy.
- +102B549 Oil Base
- Oil Base Heater - Refer to Oil
Base
- Oil Level Maintainer Kit - Refer
to Oil Base

12.5JC-3R/9881S

- Generator - 10JC3N4C
- Control - Code 149 (W.D.612C2657)
Code 393 (W.D.615B355)
Code 221 (W.D.625A632)
- Engine - Spec S
- *140K893 Carb. Air Heater Kit
- *134D1810 Air Shutter Assy.
- *159B760 Reservoir Tank Assy.
- 309P196 Hi-Temp. Cut-Off Switch
- 309A195 Hi-Temp. Switch Bracket
- 508A126 Hi-Temp. Switch
Insulating Washer (2)
- 508A127 Hi-Temp. Switch
Insulating Bushing
- 332A876 Hi-Temp. Switch Terminal

12.5JC-3R/9899S

- Generator - 10JC/246
- 333P59 Space Heater - 120V.
- 309P128 Space Heater Thermostat
- 332A333 Heater Thermostat Block
(When Used)
- 332A499 Heater Block Marker
(When Used)
- Control - Code 150 (W.D.612C2658)
Code 174 (W.D.615B199)
Code 221 (W.D.625A632)
- Engine - Spec S
- *140K893 Carb. Air Heater Kit
- 134D1805 Air Outlet Duct
- 309P196 Hi-Temp. Cut-Off Switch
- 309A195 Hi-Temp. Switch Bracket
- 508A126 Hi-Temp. Switch
Insulating Washer (2)
- 508A127 Hi-Temp. Switch
Insulating Bushing
- 332A876 Hi-Temp. Switch Terminal

12.5JC-3R/10210S

- Generator - 10JC3N4C
- Control - Code 150 (W.D.612C2658)
Code 173 (W.D.615B198)
Code 221 (W.D.625A632)
- Engine - Spec S

12.5JC-3R/10210S (Continued)

- Vacu-Flo Cooled
- *141D725 Carburetor (Gas)

12.5JC-3R/10215S

- Generator - 10JC3N4C
- Control - Code 32 (W.D.612B1543)
Code 59 (W.D.612B1786)
Code 150 (W.D.612C2658)
Code 221 (W.D.625A632)
- Engine - Spec S
- *405A1724 Housing Assy.
- *159A799 Fuel Tank Assy.
- 155P360 Muffler
- 140A78 Muffler Mtg. Band (2)
- 155A949 Flex. Exhaust Tube

12.5JC-3R/10216S

- Generator - 10JC3N4C
- Control - Code 32 (W.D.612B1543)
Code 59 (W.D.612B1786)
Code 150 (W.D.612C2658)
Code 221 (W.D.625A632)
- Engine - Spec S
- *141D725 Carburetor (Gas)
- *405A1724 Housing Assy.
- 155P360 Muffler
- 140A78 Muffler Mtg. Band (2)
- 155A949 Flex. Exhaust Tube

12.5JC-3R31/9803S

- Generator - 10JC3N4C
- Control - Code 257 (W.D.612C3076)
Code 302 (W.D.615B322)
Code 221 (W.D.625A632)
- Engine - Spec S
- *141D725 Carburetor (Gas)
- 134D1805 Air Outlet Duct
- 307B845 Start Solenoid
- 306A195 Start Solenoid Bracket
- 338A470 Starter to Solenoid
Wiring Harness
- 307P312 Supply Line Fuel
Solenoid Valve -
Electric
- 149P558 Supply Line Fuel
Strainer

12.5JC-4R/1983S

- Generator - 10JC4N4C
- Control - Code 150 (W.D.612C2658)
Code 221 (W.D.625A632)
- Engine - Spec S
- *141D725 Carburetor (Gas)

12.5JC-4R/2079S

- Generator - 10JC4N4C
- Control - Code 149 (W.D.612C2657)
Code 180 (W.D.615B218)
Code 221 (W.D.625A632)
- Engine - Spec S
- *140K894 Carb. Air Heater Kit

12.5JC-4R/2198S

- Generator - 10JC4N4C
- Control - Code 150 (W.D.612C2658)
Code 221 (W.D.625A632)

12.5JC-4R/2198S (Continued)

- Engine - Spec S
- *140K894 Carb. Air Heater Kit
- 309P196 Hi-Temp. Cut-Off Switch
- 309A195 Hi-Temp. Switch Bracket
- 508A126 Hi-Temp. Switch
Insulating Washer (2)
- 508A127 Hi-Temp. Switch
Insulating Bushing
- 332A876 Hi-Temp. Switch Terminal

12.5JC-4R/2701S

- Generator - 10JC4N4C
- Control - Code 150 (W.D.612C2658)
Code 221 (W.D.625A632)
- Engine - Spec S
- *140K893 Carb. Air Heater Kit
- 134D1805 Air Outlet Duct
- 309P206 Hi-Temp. Cut-Off Switch
- 309A195 Hi-Temp. Switch Bracket
- 508A126 Hi-Temp. Switch
Insulating Washer (2)
- 508A127 Hi-Temp. Switch
Insulating Bushing
- 332A876 Hi-Temp. Switch Terminal

12.5JC-4R/2731S

- Generator - 10JC4N4C
- Control - Code 150 (W.D.612C2658)
Code 221 (W.D.625A632)
- Engine - Spec S
- *141K720 Carburetor (Gas-Gaso)
- 134D1805 Air Outlet Duct
- 309P196 Hi-Temp. Cut-Off Switch
- 309A195 Hi-Temp. Switch Bracket
- 508A126 Hi-Temp. Switch
Insulating Washer (2)
- 508A127 Hi-Temp. Switch
Insulating Bushing
- 332A876 Hi-Temp. Switch Terminal

12.5JC-4R/3061S

- Generator - 10JC4N4C
- Control - Code 28 (W.D.612B1486)
Code 32 (W.D.612B1543)
Code 150 (W.D.612C2658)
Code 208 (W.D.625A23)
Code 221 (W.D.625A632)
- Engine - Spec S
- *141D725 Carburetor (Gas)
- *405A1422 Housing Assy.
- 102B549 Oil Base
- 102B558 Oil Base Heater

12.5JC-4R/3157S

- Generator - 10JC4N4C
- Control - Code 150 (W.D.612C2658)
Code 221 (W.D.625A632)
- Engine - Spec S
- *141D725 Carburetor (Gas)
- 134D1805 Air Outlet Duct

12.5JC-4R/3948S

- Generator - 10JC4N4C
- Control - Code 28 (W.D.612B1486)
Code 32 (W.D.612B1543)

(Continue next page)

* - Refer to Accessory Section for Component Parts.
+ - See engine section for optional call outs.

MODEL DATA SECTION

12.5JC-4R/3948S (Continued)

Code 149 (W.D.612A2657)
Code 221 (W.D.625A632)
Engine - Spec S
*141D720 Carburetor (Gas-Gaso)
*405A1422 Housing Assy.
*159A799 Fuel Tank Assy.

12.5JC-4R/6401S

Generator - 10JC4N4C
Control - Code 32 (W.D.612B1543)
Code 150 (W.D.612C2658)
Code 221 (W.D.625A632)
Engine - Spec S
*140K893 Carb. Air Heater Kit
*405A1423 Housing Assy. - NOTE:
Uses #134D1810 Air
Shutter Assy.
*159A799 Fuel Tank Assy.
309P196 Hi-Temp. Cut-Off Switch
309A195 Hi-Temp. Switch Bracket
508A126 Hi-Temp. Switch
Insulating Washer (2)
508A127 Hi-Temp. Switch
Insulating Bushing
332A876 Hi-Temp. Switch Terminal

12.5JC-4R/6732S

Generator - 10JC4N4C
Control - Code 32 (W.D.612B1543)
Code 149 (W.D.612C2657)
Code 208 (W.D.625A23)
Code 221 (W.D.625A632)
Engine - Spec S
*141D725 Carburetor (Gas)
*405A1423 Housing Assy. - NOTE:
Uses #134D1810 Air
Shutter Assy.
102B549 Oil Base
102B558 Oil Base Heater

12.5JC-4R/6813S

Generator - 10JC4N4C
Control - Code 149 (W.D.612C2657)
Code 221 (W.D.625A632)
Engine - Spec S
*141D725 Carburetor (Gas)
*134D1810 Air Shutter Assy.

12.5JC-4R/7517S

Generator - 10JC4N4C
Control - Code 166 (W.D.612C2790)
Code 221 (W.D.625A632)
Engine - Spec S
*141D725 Carburetor (Gas)
134D1805 Air Outlet Duct

12.5JC-4R/8052S

Generator - 10JC4N4C
Control - Code 150 (W.D.612C2658)
Code 221 (W.D.625A632)
Engine - Spec S
*140K894 Carb. Air Heater Kit
*403A792 Skid Base Assy.

12.5JC-4R/8375S

Generator - 10JC4N4C

12.5JC-4R/8375S (Continued)

Control - Code 23 (W.D.612B1469)
Code 32 (W.D.612B1543)
Code 149 (W.D.612C2657)
Code 221 (W.D.625A632)
Engine - Spec S
*140K893 Carb. Air Heater Kit
*405A1422 Housing Assy.
*159A799 Fuel Tank Assy.

12.5JC-4R/8388S

Generator - 10JC4N4C
Control - Code 150 (W.D.612C2658)
Code 221 (W.D.625A632)
Engine - Spec S
Vacu-Flo Cooled
*140K892 Carb. Air Heater Kit
309P162 Hi-Temp. Cut-Off Switch
338A337 Hi-Temp. Switch
Wiring Harness

12.5JC-4R/8438S

Generator - 10JC4N4C
Control - Code 23 (W.D.612B1469)
Code 32 (W.D.612B1543)
Code 150 (W.D.612C2658)
Code 208 (W.D.625A23)
Code 221 (W.D.625A632)
Engine - Spec S
*141D725 Carburetor (Gas)
*405A1422 Housing Assy.
309P196 Hi-Temp. Cut-Off Switch
309A195 Hi-Temp. Switch Bracket
508A126 Hi-Temp. Switch
Insulating Washer (2)
508A127 Hi-Temp. Switch
Insulating Bushing
332A876 Hi-Temp. Switch
Terminal
102B549 Oil Base
102B558 Oil Base Heater

12.5JC-4R/8451S

Generator - 10JC4N4C
Control - Code 23 (W.D.612B1469)
Code 32 (W.D.612B1543)
Code 149 (W.D.612C2657)
Code 221 (W.D.625A632)
Engine - Spec S
*141D725 Carburetor (Gas)
*405A1422 Housing Assy.

12.5JC-4R/8914S

Generator - 10JC/214
Control - Code 161 (W.D.612C2737)
Code 180 (W.D.615B218)
Code 221 (W.D.625A632)
Engine - Spec S
*141D725 Carburetor (Gas)
309P206 Hi-Temp. Cut-Off Switch
309A195 Hi-Temp. Switch Bracket
508A126 Hi-Temp. Switch
Insulating Washer (2)
508A127 Hi-Temp. Switch
Insulating Bushing
332A876 Hi-Temp. Switch
Terminal

12.5JC-4R/9125S

Generator - 10JC4N4C
Control - Code 149 (W.D.612C2657)
Code 221 (W.D.625A632)
Engine - Spec S
*140K893 Carb. Air Heater Kit
*159B760 Reservoir Tank Assy.
*134D1810 Air Shutter Assy.

12.5JC-4R/9158S

Generator - 10JC/214
Control - Code 161 (W.D.612C2737)
Code 208 (W.D.625A23)
Code 221 (W.D.625A632)
Engine - Spec S
*141D725 Carburetor (Gas)
102B549 Oil Base
102B558 Oil Base Heater
309P206 Hi-Temp. Cut-Off Switch
309A195 Hi-Temp. Switch Bracket
508A126 Hi-Temp. Switch
Insulating Washer (2)
508A127 Hi-Temp. Switch
Insulating Bushing
332A876 Hi-Temp. Switch Terminal

12.5JC-4R/9295S

Generator - 10JC4N4C
Control - Code 149 (W.D.612C2657)
Code 175 (W.D.615B202)
Code 221 (W.D.625A632)
Engine - Spec S
*141D725 Carburetor (Gas)
*403A792 Skid Base Assy.
416B522 Battery Support Plate

12.5JC-4R/9323S

Generator - 10JC4N4C
Control - Code 150 (W.D.612C2658)
Code 221 (W.D.625A632)
Engine - Spec S
*141D725 Carburetor (Gas)
*140K677 Oil Bath Air Cleaner Kit
*134D1810 Air Shutter Assy.
309P196 Hi-Temp. Cut-Off Switch
309A195 Hi-Temp. Switch Bracket
508A126 Hi-Temp. Switch
Insulating Washer (2)
508A127 Hi-Temp. Switch
Insulating Bushing
332A876 Hi-Temp. Switch Terminal

12.5JC-4R/9331S

Generator - 10JC4N4C
Control - Code 23 (W.D.612B1469)
Code 32 (W.D.612B1543)
Code 150 (W.D.612C2658)
Code 221 (W.D.625A632)
Engine - Spec S
*140K893 Carb. Air Heater Kit
*405A1422 Housing Assy.
*159A799 Fuel Tank Assy.

12.5JC-4R/9385S

Generator - 10JC/214
Control - Code 241 (W.D.612C2910)
Code 175 (W.D.615B202)
(Continue next page)

MODEL DATA SECTION

229

12.5JC-4R/9385S (Continued)

Code 221 (W.D.625A632)
Engine - Spec S
*141D720 Carburetor (Gas-Gaso)

12.5JC-4R/9506S

Generator - 10JC/214
Control - Code 159 (W.D.612C2735)
Code 175 (W.D.615B202)
Code 221 (W.D.625A632)
Engine - Spec S
*141D725 Carburetor (Gas)
*403A792 Skid Base Assy.
416B522 Battery Support Plate
134D1805 Air Outlet Duct
309P196 Hi-Temp. Cut-Off Switch
309A195 Hi-Temp. Switch Bracket
508A126 Hi-Temp. Switch
Insulating Washer (2)
508A127 Hi-Temp. Switch
Insulating Bushing
332A876 Hi-Temp. Switch Terminal

12.5JC-4R/9527S

Generator - 10JC4N4C
Control - Code 149 (W.D.612C2657)
Code 175 (W.D.615B202)
Code 221 (W.D.625A632)
Engine - Spec S
Vacu-Flo Cooled
*141D725 Carburetor (Gas)

12.5JC-4R/9549S

Generator - 10JC4N4C
Control - Code 149 (W.D.612C2657)
Code 208 (W.D.625A23)
Code 221 (W.D.625A632)
Engine - Spec S
*141D720 Carburetor (Gas-Gaso)
+102B549 Oil Base
Oil Base Heater - Refer to Oil Base
Oil Level Maintainer Kit - Refer to Oil Base

12.5JC-4R/9570S

Generator - 10JC/214
Control - Code 23 (W.D.612B1469)
Code 32 (W.D.612B1543)
Code 159 (W.D.612C2735)
Code 208 (W.D.625A23)
Code 221 (W.D.625A632)
Engine - Spec S
*141D725 Carburetor (Gas)
*405A1422 Housing Assy.
309P196 Hi-Temp. Cut-Off Switch
309A195 Hi-Temp. Switch Bracket
508A126 Hi-Temp. Switch
Insulating Washer (2)
508A127 Hi-Temp. Switch
Insulating Bushing
332A876 Hi-Temp. Switch Terminal
102B549 Oil Base
102B558 Oil Base Heater

12.5JC-4R/10179S

Generator - 10JC4N4C

12.5JC-4R/10179S (Continued)

Control - Code 28 (W.D.612B1486)
Code 32 (W.D.612B1543)
Code 150 (W.D.612C2658)
Code 221 (W.D.625A632)
Engine - Spec S
*141D720 Carburetor (Gas-Gaso)
*405A1724 Housing Assy.
309P196 Hi-Temp. Cut-Off Switch
309A195 Hi-Temp. Switch Bracket
508A126 Hi-Temp. Switch
Insulating Washer (2)
508A127 Hi-Temp. Switch
Insulating Bushing
332A876 Hi-Temp. Switch Terminal
155P360 Muffler
140A78 Muffler Mtg. Band (2)
155A949 Flex. Exhaust Tube

12.5JC-4R/10318S

Generator - 10JC/214
Control - Code 253 (W.D.612C3008)
Code 180 (W.D.615B218)
Code 221 (W.D.625A632)
Engine - Spec S
*141D725 Carburetor (Gas)

12.5JC-4R31/6507S

Generator - 10JC4N4C
Control - Code 32 (W.D.612B1543)
Code 258 (W.D.612C3077)
Code 221 (W.D.625A632)
Engine - Spec S
*141D725 Carburetor (Gas)
*405A1423 Housing Assy. - NOTE:
Uses #134D1810 Air Shutter Assy.
307P312 Supply Line Fuel Solenoid Valve - Electric
149P558 Supply Line Fuel Strainer
307B845 Start Solenoid
306A195 Start Solenoid Bracket
338A470 Starter to Solenoid Wiring Harness

12.5JC-4R31/8400S

Generator - 10JC4N4C
Control - Code 258 (W.D.612C3077)
Code 221 (W.D.625A632)
Engine - Spec S
*141D725 Carburetor (Gas)
134D1805 Air Outlet Duct
307B845 Start Solenoid
306A195 Start Solenoid Bracket
338A470 Starter to Solenoid Wiring Harness
307P312 Supply Line Fuel Solenoid Valve - Electric
149P558 Supply Line Fuel Strainer

12.5JC-4R31/8500S

Generator - 10JC4N4C
Control - Code 258 (W.D.612C3077)
Code 221 (W.D.625A632)
Engine - Spec S
Vacu-Flo Cooled
*141D725 Carburetor (Gas)
307B845 Start Solenoid
306A195 Start Solenoid Bracket
338A470 Starter to Solenoid Wiring Harness
307P312 Supply Line Fuel Solenoid Valve - Electric
149P558 Supply Line Fuel Strainer

12.5JC-4R31/9428S

Generator - 10JC4N4C
Control - Code 258 (W.D.612C3077)
Code 221 (W.D.625A632)
Engine - Spec S
*141D725 Carburetor (Gas)
134D1805 Air Outlet Duct
307B845 Start Solenoid
306A195 Start Solenoid Bracket
338A470 Starter to Solenoid Wiring Harness
307P312 Supply Line Fuel Solenoid Valve - Electric
149P558 Supply Line Fuel Strainer

12.5JC-4R31/9464S

Generator - 10JC4N4C
Control - Code 32 (W.D.612B1543)
Code 258 (W.D.612C3077)
Code 208 (W.D.625A23)
Code 221 (W.D.625A632)
Engine - Spec S
*141D725 Carburetor (Gas)
*405A1423 Housing Assy. - NOTE:
Uses #134D1810 Air Shutter Assy.
102B549 Oil Base
102B558 Oil Base Heater
307B845 Start Solenoid
306A195 Start Solenoid Bracket
338A470 Starter to Solenoid Wiring Harness
307P312 Supply Line Fuel Solenoid Valve - Electric
149P558 Supply Line Fuel Strainer

12.5JC-4R131/8814S

Generator - 10JC4N4C
Control - Code 258 (W.D.612C3077)
Code 221 (W.D.625A632)
Engine - Spec S
*141D725 Carburetor (LPG)
134D1805 Air Outlet Duct
307B845 Start Solenoid
306A195 Start Solenoid Bracket
338A470 Starter to Solenoid Wiring Harness
307P312 Supply Line Fuel Solenoid Valve - Electric
149P558 Supply Line Fuel Strainer

* - Refer to Accessory Section for Component Parts.
+ - See engine section for optional call outs.

MODEL DATA SECTION

12.5JC-4R131/9070S

Generator - 10JC4N4C
Control - Code 322 (W.D.612C3630)
Code 221 (W.D.625A632)
Engine - Spec S
*141D725 Carburetor (LPG)
307B845 Start Solenoid
306A195 Start Solenoid Bracket
338A470 Starter to Solenoid
Wiring Harness
307P312 Supply Line Fuel
Solenoid Valve -
Electric
149P558 Supply Line Fuel Strainer

12.5JC-4R31/10155S

Generator - 10JC4N4C
Control - Code 258 (W.D.612C3077)
Code 205 (W.D.615B288)
Code 221 (W.D.625A632)
Engine - Spec S
*141D725 Carburetor (Gas)
307B845 Start Solenoid
306A195 Start Solenoid Bracket
338A470 Starter to Solenoid
Wiring Harness
307P312 Supply Line Fuel Solenoid
Valve - Electric
149P558 Supply Line Fuel Strainer

12.5JC-4XR/7S

Generator - 10JC4XN1C
Control - Code 32 (W.D.612B1543)
Code 149 (W.D.612C2657)
Code 212 (W.D.625A423)
Engine - Spec S
*140K893 Carb. Air Heater Kit
*405A1421 Housing Assy.

12.5JC-4XR/12S

Generator - 10JC4XN1C
Control - Code 149 (W.D.612C2657)
Code 212 (W.D.625A423)
Engine - Spec S
*141D720 Carburetor (Gas-Gaso)

12.5JC-4XR/1075S

Generator - 10JC4XN1C
Control - Code 32 (W.D.612B1543)
Code 149 (W.D.612C2657)
Code 212 (W.D.625A423)
Engine - Spec S
*141D725 Carburetor (Gas)
*405A1421 Housing Assy.

12.5JC-4XR/1982S

Generator - 10JC4XN1C
Control - Code 149 (W.D.612C2657)
Code 177 (W.D.615B214)
Code 212 (W.D.625A423)
Engine - Spec S
*141D725 Carburetor (Gas)

12.5JC-4XR/1983S

Generator - 10JC4XN1C
Control - Code 150 (W.D.612C2658)
Code 212 (W.D.625A423)

12.5JC-4XR/1983S (Continued)

Engine - Spec S
*141D725 Carburetor (Gas)

12.5JC-4XR/2896S

Generator - 10JC4XN1C
Control - Code 150 (W.D.612C2658)
Code 212 (W.D.625A423)
Engine - Spec S
*141D725 Carburetor (Gas)
309P196 Hi-Temp. Cut-Off Switch
309A195 Hi-Temp. Switch
Bracket
508A126 Hi-Temp. Switch
Insulating Washer (2)
508A127 Hi-Temp. Switch
Insulating Bushing
332A876 Hi-Temp. Switch
Terminal

12.5JC-4XR/3507S

Generator - 10JC4XN1C
Control - Code 32 (W.D.612B1543)
Code 65 (W.D.612B1859)
Code 149 (W.D.612C2657)
Code 212 (W.D.625A423)
Engine - Spec S
*141D725 Carburetor (Gas)
*405A1422 Housing Assy.

12.5JC-4XR/5063S

Generator - 10JC4XN1C
Control - Code 149 (W.D.612C2657)
Code 208 (W.D.625A23)
Code 212 (W.D.625A423)
Engine - Spec S
*141D725 Carburetor (Gas)
134D1805 Air Outlet Duct
102B549 Oil Base
102B558 Oil Base Heater

12.5JC-4XR/6286S

Generator - 10JC4XN1C
Control - Code 149 (W.D.612C2657)
Code 212 (W.D.625A423)
Engine - Spec S
*141D725 Carburetor (Gas)
*134D1810 Air Shutter Assy.
309P196 Hi-Temp. Cut-Off
Switch
309A195 Hi-Temp. Switch
Bracket
508A126 Hi-Temp. Switch
Insulating Washer (2)
508A127 Hi-Temp. Switch
Insulating Bushing
332A876 Hi-Temp. Switch
Terminal

12.5JC-4XR/6644S

Generator - 10JC4XN1C
Control - Code 150 (W.D.612C2658)
Code 201 (W.D.615B280)
Code 212 (W.D.625A423)
Engine - Spec S
*141D725 Carburetor (Gas)
134D1805 Air Outlet Duct

12.5JC-4XR/6644S (Continued)

309P196 Hi-Temp. Cut-Off Switch
309A195 Hi-Temp. Switch Bracket
508A126 Hi-Temp. Switch
Insulating Washer (2)
508A127 Hi-Temp. Switch
Insulating Bushing
332A876 Hi-Temp. Switch Terminal

12.5JC-4XR/8281S

Generator - 10JC/182
Control - Code 32 (W.D.612B1543)
Code 228 (W.D.612B2378)
Code 161 (W.D.612C2737)
Code 212 (W.D.625A423)
Engine - Spec S
*140K894 Carb. Air Heater Kit
*405A1424 Housing Assy. - NOTE:
Uses #134D1810 Air
Shutter Assy.
*159A799 Fuel Tank Assy.
309P206 Hi-Temp. Cut-Off Switch
309A195 Hi-Temp. Switch Bracket
508A126 Hi-Temp. Switch
Insulating Washer (2)
508A127 Hi-Temp. Switch
Insulating Bushing
332A876 Hi-Temp. Switch Terminal

12.5JC-4XR/8389S

Generator - 10JC4XN1C
Control - Code 149 (W.D.612C2657)
Code 212 (W.D.625A423)
Engine - Spec S
Vacu-Flo Cooled
*141D720 Carburetor (Gas-Gaso)

12.5JC-4XR/8490S

Generator - 10JC4XN1C
Control - Code 149 (W.D.612C2657)
Code 212 (W.D.625A423)
Engine - Spec S
*141D725 Carburetor (Gas)
*403A792 Skid Base Assy.

12.5JC-4XR/9527S

Generator - 10JC4XN1C
Control - Code 149 (W.D.612C2657)
Code 177 (W.D.615B214)
Code 212 (W.D.625A423)
Engine - Spec S
Vacu-Flo Cooled
*141D725 Carburetor (Gas)

12.5JC-4XR/9549S

Generator - 10JC4XN1C
Control - Code 149 (W.D.612C2657)
Code 208 (W.D.625A23)
Code 212 (W.D.625A423)
Engine - Spec S
*141D720 Carburetor (Gas-Gaso)
+102D549 Oil Base
Oil Base Heater - Refer to Oil Base
Oil Level Maintainer Kit - Refer to
Oil Base

* - Refer to Accessory Section for Component Parts.
+ - See engine section for optional call outs.

MODEL DATA SECTION

231

12.5JC-4XR/9598S

Generator - 10JC4XN1C
Control - Code 149 (W.D.612C2657)
Code 201 (W.D.615B280)
Code 212 (W.D.625A423)
Engine - Spec S
Vacu-Flo Cooled
*141D725 Carburetor (Gas)

12.5JC-4XR/9755S

Generator - 10JC4XN1C
Control - Code 149 (W.D.612C2657)
Code 208 (W.D.625A23)
Code 212 (W.D.625A423)
Engine - Spec S
*141D725 Carburetor (Gas)
+102B549 Oil Base
Oil Base Heater - Refer to Oil Base
Oil Level Maintainer Kit - Refer to Oil Base
134D1805 Air Outlet Duct

12.5JC-4XR/9968S

Generator - 10JC/377
Control - Code 32 (W.D.612B1543)
Code 64 (W.D.612B1852)
Code 161 (W.D.612C2737)
Code 215 (W.D.625A496)
Engine - Spec S
*141D725 Carburetor (Gas)
*405A1422 Housing Assy.
309P206 Hi-Temp. Cut-Off Switch
309A195 Hi-Temp. Switch Bracket
508A126 Hi-Temp. Switch
Insulating Washer (2)
508A127 Hi-Temp. Switch
Insulating Bushing
332A876 Hi-Temp. Switch Terminal
338A337 Hi-Temp. Switch Wiring Harness

12.5JC-4XR/10322S

Generator - 10JC4XN1C
Control - Code 32 (W.D.612B1543)
Code 63 (W.D.612B1851)
Code 150 (W.D.612C2658)
Code 212 (W.D.625A423)
Engine - Spec S
*141D725 Carburetor (Gas)
*405A1726 Housing Assy.
309P196 Hi-Temp. Cut-Off Switch
309A195 Hi-Temp. Switch Bracket
508A126 Hi-Temp. Switch
Insulating Washer (2)
508A127 Hi-Temp. Switch
Insulating Bushing
332A876 Hi-Temp. Switch Terminal
155P360 Muffler
140A78 Muffler Mtg. Band (2)
155A949 Flexible Exhaust Tube

12.5JC-4XR31/8400S

Generator - 10JC4XN1C
Control - Code 260 (W.D.612C3100)
Code 212 (W.D.625A423)
Engine - Spec S

12.5JC-4XR31/8400S (Continued)

*141D725 Carburetor (Gas)
307B845 Start Solenoid
306A195 Start Solenoid Bracket
338A470 Starter to Solenoid
Wiring Harness
307P312 Supply Line Fuel
Solenoid Valve -
Electric
149P558 Supply Line Fuel
Strainer

12.5JC-4XR31/8500S

Generator - 10JC4XN1C
Control - Code 260 (W.D.612C3100)
Code 212 (W.D.625A423)
Engine - Spec S
Vacu-Flo Cooled
*141D725 Carburetor (Gas)
307B845 Start Solenoid
306A195 Start Solenoid Bracket
307P312 Supply Line Fuel
Solenoid Valve -
Electric
149P558 Supply Line Fuel
Strainer

12.5JC-5DR/55S

Generator - 10JC5DN1C
Control - Code 150 (W.D.612C2658)
Code 212 (W.D.625A423)
Engine - Spec S
*141D720 Carburetor (Gas-Gaso)

12.5JC-5DR/1920S

Generator - 10JC5DN1C
Control - Code 32 (W.D.612B1543)
Code 150 (W.D.612C2658)
Code 208 (W.D.625A23)
Code 212 (W.D.625A423)
Engine - Spec S
*141D725 Carburetor (Gas)
*405A1421 Housing Assy.
102B549 Oil Base
102B558 Oil Base Heater

12.5JC-5DR/2198S

Generator - 10JC5DN1C
Control - Code 150 (W.D.612C2658)
Code 212 (W.D.625A423)
Engine - Spec S
*140K894 Carb. Air Heater Kit
309P196 Hi-Temp. Cut-Off Switch
309A195 Hi-Temp. Switch Bracket
508A126 Hi-Temp. Switch
Insulating Washer (2)
508A127 Hi-Temp. Switch
Insulating Bushing
332A876 Hi-Temp. Switch
Terminal

12.5JC-5DR/2539S

Generator - 10JC5DN1C
Control - Code 149 (W.D.612C2657)
Code 212 (W.D.625A423)
Engine - Spec S

12.5JC-5DR/2539S (Continued)

*141D725 Carburetor (Gas)
134D1805 Air Outlet Duct

12.5JC-5DR/2896S

Generator - 10JC5DN1C
Control - Code 150 (W.D.612C2658)
Code 212 (W.D.625A423)
Engine - Spec S
*141D725 Carburetor (Gas)
309P196 Hi-Temp. Cut-Off Switch
309A195 Hi-Temp. Switch Bracket
508A126 Hi-Temp. Switch
Insulating Washer (2)
508A127 Hi-Temp. Switch
Insulating Bushing
332A876 Hi-Temp. Switch Terminal

12.5JC-5DR/3742S

Generator - 10JC5DN1C
Control - Code 150 (W.D.612C2658)
Code 212 (W.D.625A423)
Engine - Spec S
*141D725 Carburetor (Gas)
134D1805 Air Outlet Duct
309P196 Hi-Temp. Cut-Off Switch
309A195 Hi-Temp. Switch Bracket
508A126 Hi-Temp. Switch
Insulating Washer (2)
508A127 Hi-Temp. Switch
Insulating Bushing
332A876 Hi-Temp. Switch Terminal

12.5JC-5DR/8390S

Generator - 10JC5DN1C
Control - Code 149 (W.D.612C2657)
Code 212 (W.D.625A423)
Engine - Spec S
Vacu-Flo Cooled
*141D725 Carburetor (Gas)

12.5JC-5DR/8506S

Generator - 10JC5DN1C
Control - Code 149 (W.D.612C2657)
Code 208 (W.D.625A23)
Code 212 (W.D.625A423)
Engine - Spec S
Vacu-Flo Cooled
*141D725 Carburetor (Gas)
102B549 Oil Base
102B558 Oil Base Heater

12.5JC-5DR/8688S

Generator - 10JC5DN1C
Control - Code 32 (W.D.612B1543)
Code 149 (W.D.612C2657)
Code 212 (W.D.625A423)
Engine - Spec S
*140K893 Carb. Air Heater Kit
*405A1421 Housing Assy.
*159A799 Fuel Tank Assy.

12.5JC-5DR/9981S

Generator - 10JC5DN1C
Control - Code 149 (W.D.612C2657)
Code 212 (W.D.625A423)

(Continue next page)

* - Refer to Accessory Section for Component Parts.

+ - See engine section for optional call outs.

MODEL DATA SECTION

12.5JC-5DR/9981S (Continued)

Engine - Spec S
 *140K893 Carb. Air Heater Kit
 *405A1723 Housing Assy.
 155P360 Muffler
 140A78 Muffler Mtg. Band (2)
 155A949 Flex. Exhaust Tube

12.5DR-5DR/10034S

Generator - 10JC/280
 Control - Code 159 (W.D.612C2735)
 Code 212 (W.D.625A423)
 Engine - Spec S
 Vacu-Flo Cooled
 *141D720 Carburetor (Gas-Gaso)
 309P162 Hi-Temp. Cut-Off Switch
 338A337 Hi-Temp. Switch Wiring
 Harness

12.5JC-5DR/10260S

Generator - 10JC/280
 Control - Code 159 (W.D.612C2735)
 Code 190 (W.D.615B243)
 Code 208 (W.D.625A23)
 Code 212 (W.D.625A423)
 Engine - Spec S
 *141D725 Carburetor (Gas)
 +102B549 Oil Base
 Oil Base Heater - Refer to Oil
 Base
 Oil Level Maintainer Kit - Refer
 to Oil Base
 134D1805 Air Outlet Duct
 309P196 Hi-Temp. Cut-Off Switch
 309A195 Hi-Temp. Switch Bracket
 508A126 Hi-Temp. Switch
 Insulating Washer (2)
 508A127 Hi-Temp. Switch
 Insulating Bushing
 332A876 Hi-Temp. Switch Terminal

12.5JC-5DR31/8400S

Generator - 10JC5DN1C
 Control - Code 259 (W.D.612C3099)
 Code 212 (W.D.625A423)
 Engine - Spec S
 *141D725 Carburetor (Gas)
 134D1805 Air Outlet Duct
 307B845 Start Solenoid
 306A195 Start Solenoid Bracket
 338A470 Starter to Solenoid
 Wiring Harness
 307P312 Supply Line Fuel
 Solenoid Valve -
 Electric
 149P558 Supply Line Fuel Strainer

12.5JC-53CR/1S

Generator - 12.5JC53N4C
 Control - Code 149 (W.D.612C2657)
 Code 222 (W.D.625A633)
 Engine - Spec S
 *140K894 Carb. Air Heater Kit

12.5JC-53CR/8100S

Generator - 12.5JC53N4C
 Control - Code 149 (W.D.612C2657)

12.5JC-53CR/8100S (Continued)

Code 222 (W.D.625A633)
 Engine - Spec S
 Vacu-Flo Cooled
 *140K892 Carb. Air Heater Kit

12.5JC-53CR/9751S

Generator - 12.5JC53N4C
 Control - Code 150 (W.D.612C2658)
 Code 222 (W.D.625A633)
 Engine - Spec S
 Vacu-Flo Cooled
 *140K892 Carb. Air Heater Kit
 *403A792 Skid Base Assy.
 309P162 Hi-Temp. Cut-Off Switch
 338A337 Hi-Temp. Switch Wiring
 Harness

12.5JC-54R/248S

Generator - 12.5JC54N4C
 Control - Code 149 (W.D.612C2657)
 Code 208 (W.D.625A23)
 Code 222 (W.D.625A633)
 Engine - Spec S
 *140K894 Carb. Air Heater Kit
 102B549 Oil Base
 102B558 Oil Base Heater

12.5JC-99R/9506S

Generator - 10JC/438
 Control - Code 383 (W.D.612C4177)
 Code 212 (W.D.625A423)
 Engine - Spec S
 *141D725 Carburetor (Gas)

15.0JC-3CE/3728S

Generator - 15JC/375
 Control - Code 324 (W.D.612B3641)
 Code 379 (W.D.625A915)
 Engine - Spec S
 *140K893 Carb. Air Heater Kit
 *134D1810 Air Shutter Assy.
 R.T.F. Cylinder Block Assy.
 102B633 Oil Base
 338B486 Starter to Control
 Harness
 *161A247 Magneto - Incl. Gear
 167-199 Spark Plug (4)
 167B1432 Spark Plug Cable -
 Short (2)
 167B1433 Spark Plug Cable -
 Long (2)
 134B1499 Housing Bottom Panel
 134D1533 Grille & Crank Support
 134D1794 Cylinder Air Housing
 Cover
 103C374 Gear Cover Assy.

15.0JC-3CR/7S

Generator - 15JC3N4C
 Control - Code 32 (W.D.612B1543)
 Code 149 (W.D.612C2657)
 Code 221 (W.D.625A632)
 Engine - Spec S
 *140K893 Carb. Air Heater Kit
 *405A1421 Housing Assy.

15.0JC-3CR/926S

Generator - 15JC3N4C
 Control - Code 32 (W.D.612B1543)
 Code 149 (W.D.612C2657)
 Code 208 (W.D.625A23)
 Code 221 (W.D.625A632)
 Engine - Spec S
 *140K893 Carb. Air Heater Kit
 *405A1421 Housing Assy.
 102B549 Oil Base
 102B558 Oil Base Heater

15.0JC-3CR/1075S

Generator - 15JC3N4C
 Control - Code 32 (W.D.612B1543)
 Code 149 (W.D.612C2657)
 Code 221 (W.D.625A632)
 Engine - Spec S
 *141D725 Carburetor (Gas)
 *405A1421 Housing Assy.

15.0JC-3CR/1873S

Generator - 15JC3N4C
 Control - Code 32 (W.D.612B1543)
 Code 149 (W.D.612C2657)
 Code 208 (W.D.625A23)
 Code 221 (W.D.625A632)
 Engine - Spec S
 *141D725 Carburetor (Gas)
 *405A1421 Housing Assy.
 102B549 Oil Base
 102B558 Oil Base Heater

15.0JC-3CR/2442S

Generator - 15JC3N4C
 Control - Code 149 (W.D.612C2657)
 Code 221 (W.D.625A632)
 Engine - Spec S
 *141D720 Carburetor (Gas-Gaso)
 134D1805 Air Outlet Duct

15.0JC-3CR/2701S

Generator - 15JC3N4C
 Control - Code 150 (W.D.612C2658)
 Code 221 (W.D.625A632)
 Engine - Spec S
 *140K893 Carb. Air Heater Kit
 134D1805 Air Outlet Duct
 309P196 Hi-Temp. Cut-Off Switch
 309A195 Hi-Temp. Switch Bracket
 508A126 Hi-Temp. Switch
 Insulating Washer (2)
 508A127 Hi-Temp. Switch
 Insulating Bushing
 332A876 Hi-Temp. Switch Terminal

15.0JC-3CR/2938S

Generator - 15JC3N4C
 Control - Code 32 (W.D.612B1543)
 Code 150 (W.D.612C2658)
 Code 221 (W.D.625A632)
 Engine - Spec S
 *141D725 Carburetor (Gas)
 *405A1421 Housing Assy.

* - Refer to Accessory Section for Component Parts.
 + - See engine section for optional call outs.

MODEL DATA SECTION

233

15.0JC-3CR/3098S

Generator - 15JC3N4C
Control - Code 150 (W.D.612C2658)
Code 221 (W.D.625A632)
Engine - Spec S
*141D720 Carburetor (Gas-Gaso)
134D1805 Air Outlet Duct
309P196 Hi-Temp. Cut-Off Switch
309A195 Hi-Temp. Switch Bracket
508A126 Hi-Temp. Switch
Insulating Washer (2)
508A127 Hi-Temp. Switch
Insulating Bushing
332A876 Hi-Temp. Switch Terminal

15.0JC-3CR/4253S

Generator - 15JC3N4C
Control - Code 32 (W.D.612B1543)
Code 150 (W.D.612C2658)
Code 208 (W.D.625A23)
Code 221 (W.D.625A632)
Engine - Spec S
*141D725 Carburetor (Gas)
*405A1421 Housing Assy.
309P196 Hi-Temp. Cut-Off Switch
309A195 Hi-Temp. Switch Bracket
508A126 Hi-Temp. Switch
Insulating Washer (2)
508A127 Hi-Temp. Switch
Insulating Bushing
332A876 Hi-Temp. Switch Terminal
102B549 Oil Base
102B558 Oil Base Heater

15.0JC-3CR/5388S

Generator - 15JC/229
Control - Code 159 (W.D.612B2735)
Code 221 (W.D.625A632)
Engine - Spec S
*141D725 Carburetor (Gas)
134D1805 Air Outlet Duct
309P196 Hi-Temp. Cut-Off Switch
309A195 Hi-Temp. Switch Bracket
508A126 Hi-Temp. Switch
Insulating Washer (2)
508A127 Hi-Temp. Switch
Insulating Bushing
332A876 Hi-Temp. Switch Terminal

15.0JC-3CR/5902S

Generator - 15JC3N4C
Control - Code 147 (W.D.612C2655)
Code 221 (W.D.625A632)
Engine - Spec S
140P721 Air Cleaner
140P722 Air Cleaner Band (2)
140B720 Air Cleaner Mtg. Bracket
503P419 Air Cleaner Elbow -
Rubber
503P365 Air Cleaner Hose Clamp(3)
140A852 Air Cleaner Hose Support
140B740 Air Cleaner Air Inlet
Tube
503A407 Air Cleaner Hose
140P723 Carb. Air Pre-Cleaner

15.0JC-3CR/6074S

Generator - 15JC3N4C
Control - Code 150 (W.D.612C2658)
Code 221 (W.D.625A632)
Engine - Spec S
*141D720 Carburetor (Gas-Gaso)
*134D1810 Air Shutter Assy.
309P196 Hi-Temp. Cut-Off Switch
309A195 Hi-Temp. Switch Bracket
508A126 Hi-Temp. Switch
Insulating Washer (2)
508A127 Hi-Temp. Switch
Insulating Bushing
332A876 Hi-Temp. Switch
Terminal

15.0JC-3CR/6153S

Generator - 15JC3N4C
Control - Code 150 (W.D.612C2658)
Code 221 (W.D.625A632)
Engine - Spec S
*140K893 Carb. Air Heater Kit
*134D1810 Air Shutter Assy.
309P196 Hi-Temp. Cut-Off Switch
309A195 Hi-Temp. Switch Bracket
508A126 Hi-Temp. Switch
Insulating Washer (2)
508A127 Hi-Temp. Switch
Insulating Bushing
332A876 Hi-Temp. Switch
Terminal

15.0JC-3CR/6222S

Generator - 15JC/229
Control - Code 32 (W.D.612B1543)
Code 162 (W.D.612C2738)
Code 208 (W.D.625A23)
Code 221 (W.D.625A632)
Engine - Spec S
*140K893 Carb. Air Heater Kit
*405A1421 Housing Assy.
309P196 Hi-Temp. Cut-Off
Switch
309A195 Hi-Temp. Switch
Bracket
508A126 Hi-Temp. Switch
Insulating Washer (2)
508A127 Hi-Temp. Switch
Insulating Bushing
332A876 Hi-Temp. Switch
Terminal
102B549 Oil Base
102B558 Oil Base Heater

15.0JC-3CR/6375S

Generator - 15JC3N4C
Control - Code 32 (W.D.612B1543)
Code 150 (W.D.612C2658)
Code 221 (W.D.625A632)
Engine - Spec S
*141D725 Carburetor (Gas)
*405A1423 Housing Assy. - NOTE:
Uses #134D1810 Air
Shutter Assy.
309P196 Hi-Temp. Cut-Off
Switch

15.0JC-3CR/6375S (Continued)

309A195 Hi-Temp. Switch Bracket
508A126 Hi-Temp. Switch
Insulating Washer (2)
508A127 Hi-Temp. Switch
Insulating Bushing
332A876 Hi-Temp. Switch Terminal

15.0JC-3CR/6462S

Generator - 15JC3N4C
Control - Code 149 (W.D.612C2657)
Code 208 (W.D.625A23)
Code 221 (W.D.625A632)
Engine - Spec S
*141D720 Carburetor (Gas-Gaso)
*134D1810 Air Shutter Assy.
309P196 Hi-Temp. Cut-Off Switch
309A195 Hi-Temp. Switch Bracket
508A126 Hi-Temp. Switch
Insulating Washer (2)
508A127 Hi-Temp. Switch
Insulating Bushing
332A876 Hi-Temp. Switch Terminal
102B549 Oil Base
102B558 Oil Base Heater

15.0JC-3CR/7122S

Generator - 15JC3N4C
Control - Code 32 (W.D.612B1543)
Code 150 (W.D.612C2658)
Code 221 (W.D.625A632)
Engine - Spec S
*141D725 Carburetor (Gas)
*405A1723 Housing Assy.
309P196 Hi-Temp. Cut-Off Switch
309A195 Hi-Temp. Switch Bracket
508A126 Hi-Temp. Switch
Insulating Washer (2)
508A127 Hi-Temp. Switch
Insulating Bushing
332A876 Hi-Temp. Switch Terminal
155P360 Muffler
140A78 Muffler Mtg. Band (2)
155A949 Flex. Exhaust Tube

15.0JC-3CR/8447S

Generator - 15JC3N4C
Control - Code 32 (W.D.612B1543)
Code 150 (W.D.612C2658)
Code 221 (W.D.625A632)
Engine - Spec S
*140K893 Carb. Air Heater Kit
*405A1725 Housing Assy.
309P196 Hi-Temp. Cut-Off Switch
309A195 Hi-Temp. Switch Bracket
508A126 Hi-Temp. Switch
Insulating Washer (2)
508A127 Hi-Temp. Switch
Insulating Bushing
332A876 Hi-Temp. Switch Terminal
155P360 Muffler
140A78 Muffler Mtg. Band (2)
155A949 Flex. Exhaust Tube

* - Refer to Accessory Section for Component Parts.

MODEL DATA SECTION

15.0JC-3CR/8978S

Generator - 15JC3N4C
 231E112 Generator to Engine Adapter
 Control - Code 150 (W.D.612C2658)
 Engine - Spec S
 Vacu-Flo Cooled
 *141D720 Carburetor (Gas-Gaso)
 140P721 Air Cleaner
 140P722 Air Cleaner Band (2)
 140B720 Air Cleaner Mtg. Bracket
 503P419 Air Cleaner Elbow - Rubber
 503P365 Air Cleaner Hose Clamp(3)
 140B740 Air Cleaner Air Inlet Tube
 503A407 Air Cleaner Hose
 140P723 Carb. Air Pre-Cleaner

15.0JC-3CR/9015S

Generator - 15JC3N4C
 Control - Code 150 (W.D.612C2658)
 Code 208 (W.D.625A23)
 Code 221 (W.D.625A632)
 Engine - Spec S
 Vacu-Flo Cooled
 *141D720 Carburetor (Gas-Gaso)
 102B549 Oil Base
 102B558 Oil Base Heater
 309P162 Hi-Temp. Cut-Off Switch
 338A337 Hi-Temp. Switch Wiring Harness

15.0JC-3CR/9058S

Generator - 15JC3N4C
 Control - Code 147 (W.D.612C2655)
 Code 221 (W.D.625A632)
 Engine - Spec S
 Vacu-Flo Cooled
 *140K892 Carb. Air Heater Kit
 *159B760 Reservoir Tank Assy.

15.0JC-3CR/9127S

Generator - 15JC3N4C
 Control - Code 149 (W.D.612C2657)
 Code 221 (W.D.625A632)
 Engine - Spec S
 *141D725 Carburetor (Gas)
 *123K748 Oil Level Maintainer Kit
 134D1805 Air Outlet Duct

15.0JC-3CR/9192S

Generator - 15JC3N4C
 Control - Code 150 (W.D.612C2658)
 Code 221 (W.D.625A632)
 Engine - Spec S
 Vacu-Flo Cooled
 *141D725 Carburetor (Gas)
 *123K748 Oil Level Maintainer Kit
 309P162 Hi-Temp. Cut-Off Switch
 338A337 Hi-Temp. Switch Bracket

15.0JC-3CR/9209S

Generator - 15JC/237
 333P59 Space Heater - 120V.
 309P128 Space Heater Thermostat

15.0JC-3CR/9209S (Continued)

332A333 Heater Thermostat Block (When Used)
 332A499 Heater Block Marker (When Used)
 Control - Code 32 (W.D.612B1543)
 Code 149 (W.D.612C2657)
 Code 208 (W.D.625A23)
 Code 221 (W.D.625A632)
 Engine - Spec S
 *141D720 Carburetor (Gas-Gaso)
 *405A1423 Housing Assy. - NOTE:
 Uses #134D1810 Air Shutter Assy.
 102B549 Oil Base
 102B558 Oil Base Heater
 309P196 Hi-Temp. Cut-Off Switch
 309A195 Hi-Temp. Switch Bracket
 508A126 Hi-Temp. Switch
 Insulating Washer (2)
 508A127 Hi-Temp. Switch
 Insulating Bushing
 332A876 Hi-Temp. Switch Terminal

15.0JC-3CR/9420S

Generator - 15JC3N4C
 231E112 Generator to Engine Adapter
 Control - Code 150 (W.D.612C2658)
 Code 221 (W.D.625A632)
 Engine - Spec S
 Vacu-Flo Cooled
 *140K677 Oil Bath Air Cleaner Kit

15.0JC-3CR/9424S

Generator - 15JC/229
 Control - Code 32 (W.D.612B1543)
 Code 241 (W.D.612C2910)
 Code 208 (W.D.625A23)
 Code 221 (W.D.625A632)
 Engine - Spec S
 *141D725 Carburetor (Gas)
 *405A1421 Housing Assy.
 102B549 Oil Base
 102B558 Oil Base Heater

15.0JC-3CR/9460S

Generator - 15JC3N4C
 Control - Code 32 (W.D.612B1543)
 Code 150 (W.D.612C2658)
 Code 208 (W.D.625A23)
 Code 221 (W.D.625A632)
 Engine - Spec S
 *141D725 Carburetor (Gas)
 *405A1723 Housing Assy.
 102B549 Oil Base
 102B558 Oil Base Heater
 155P360 Muffler
 140A78 Muffler Mtg. Band (2)
 155A949 Flex. Exhaust Tube

15.0JC-3CR/9549S

Generator - 15JC3N4C
 Control - Code 149 (W.D.612C2657)
 Code 208 (W.D.625A23)
 Code 221 (W.D.625A632)
 Engine - Spec S
 *141D720 Carburetor (Gas-Gaso)
 +102B549 Oil Base
 Oil Base Heater - Refer to Oil Base
 Oil Level Maintainer Kit - Refer to Oil Base

15.0JC-3CR/9574S

Generator - 15JC3N4C
 Control - Code 32 (W.D.612B1543)
 Code 149 (W.D.612C2657)
 Code 208 (W.D.625A23)
 Code 221 (W.D.625A632)
 Engine - Spec S
 *141D725 Carburetor (Gas)
 *405A1421 Housing Assy.
 +102B549 Oil Base
 Oil Base Heater - Refer to Oil Base
 Oil Level Maintainer Kit - Refer to Oil Base

15.0JC-3CR/9581S

Generator - 15JC/229
 Control - Code 32 (W.D.612B1543)
 Code 159 (W.D.612C2735)
 Code 221 (W.D.625A632)
 Engine - Spec S
 *140K893 Carb. Air Heater Kit
 *405A1725 Housing Assy.
 *159A799 Fuel Tank Assy.
 309P196 Hi-Temp. Cut-Off Switch
 309A195 Hi-Temp. Switch Bracket
 508A126 Hi-Temp. Switch
 Insulating Washer (2)
 508A127 Hi-Temp. Switch
 Insulating Bushing
 332A876 Hi-Temp. Switch Terminal
 155P360 Muffler
 140A78 Muffler Mtg. Band (2)
 155A949 Flex. Exhaust Tube

15.0JC-3CR/9592S

Generator - 15JC3N4C
 Control - Code 150 (W.D.612C2658)
 Code 221 (W.D.625A632)
 Engine - Spec S
 *141D725 Carburetor (Gas)
 *403A792 Skid Base Assy.
 134D1805 Air Outlet Duct

15.0JC-3R/9597S

Generator - 15JC3N4C
 Control - Code 149 (W.D.612C2657)
 Code 208 (W.D.625A23)
 Code 221 (W.D.625A632)
 Engine - Spec S
 *141D720 Carburetor (Gas-Gaso)
 134D1805 Air Outlet Duct
 +102B549 Oil Base
 Oil Base Heater - Refer to Oil Base
 Oil Level Maintainer Kit - Refer to Oil Base

* - Refer to Accessory Section for Component Parts.

+ - See engine section for optional call outs.

MODEL DATA SECTION

235

15.0JC-3CR/9705S

Generator - 15JC3N4C
Control - Code 149 (W.D.612C2657)
Code 208 (W.D.625A23)
Code 221 (W.D.625A632)
Engine - Spec S
*141D725 Carburetor (Gas)
+102B549 Oil Base
Oil Base Heater - Refer to Oil Base
Oil Level Maintainer Kit - Refer to Oil Base

15.0JC-3CR/9783S

Generator - 15JC/229
Control - Code 159 (W.D.612C2735)
Code 221 (W.D.625A632)
Engine - Spec S
Vacu-Flo Cooled
*140K677 Oil Bath Air Cleaner Kit
309P162 Hi-Temp. Cut-Off Switch
338A337 Hi-Temp. Switch Wiring Harness

15.0JC-3CR/9805S

Generator - 15JC/229
Control - Code 32 (W.D.612B1543)
Code 241 (W.D.612C2910)
Code 208 (W.D.625A23)
Code 221 (W.D.625A632)
Engine - Spec S
*141D725 Carburetor (Gas)
*405A1421 Housing Assy.
+102B549 Oil Base
Oil Base Heater - Refer to Oil Base
Oil Level Maintainer Kit - Refer to Oil Base

15.0JC-3CR/9857S

Generator - 15JC3N4C
Control - Code 150 (W.D.612C2658)
Code 208 (W.D.625A23)
Code 221 (W.D.625A632)
Engine - Spec S
Vacu-Flo Cooled
*141D725 Carburetor (Gas)
+102B549 Oil Base
Oil Base Heater - Refer to Oil Base
Oil Level Maintainer Kit - Refer to Oil Base
309P162 Hi-Temp. Cut-Off Switch
338A337 Hi-Temp. Switch Bracket

15.0JC-3CR/10132S

Generator - 15JC3N4C
Control - Code 32 (W.D.612B1543)
Code 150 (W.D.612C2658)
Code 208 (W.D.625A23)
Code 221 (W.D.625A632)
Engine - Spec S
*141D725 Carburetor (Gas)
*405A1423 Housing Assy. - NOTE:
Uses #134D1810 Air Shutter Assy.

15.0JC-3CR/10132S (Continued)

+102B549 Oil Base
Oil Base Heater - Refer to Oil Base
Oil Level Maintainer Kit - Refer to Oil Base
309P196 Hi-Temp. Cut-Off Switch
309A195 Hi-Temp. Switch Bracket
508A126 Hi-Temp. Switch Insulating Washer (2)
508A127 Hi-Temp. Switch Insulating Bushing
332A876 Hi-Temp. Switch Terminal

15.0JC-3CR/10180S

Generator - 15JC3N4C
Control - Code 150 (W.D.612C2658)
Code 208 (W.D.625A23)
Code 221 (W.D.625A632)
Engine - Spec S
*140K894 Carb. Air Heater Kit
*403A792 Skid Base Assy.
+102B549 Oil Base
Oil Base Heater - Refer to Oil Base
Oil Level Maintainer Kit - Refer to Oil Base
309P196 Hi-Temp. Cut-Off Switch
309A195 Hi-Temp. Switch Bracket
508A126 Hi-Temp. Switch Insulating Washer(2)
508A127 Hi-Temp. Switch Insulating Bushing
332A876 Hi-Temp. Switch Terminal

15.0JC-3CR/10208S

Generator - 15JC3N4C
Control - Code 32 (W.D.612B1543)
Code 149 (W.D.612C2657)
Code 208 (W.D.625A23)
Code 221 (W.D.625A632)
Engine - Spec S
*141D725 Carburetor (Gas)
*405A1423 Housing Assy. - NOTE:
Uses #134D1810 Air Shutter Assy.
+102B549 Oil Base
Oil Base Heater - Refer to Oil Base
Oil Level Maintainer Kit - Refer to Oil Base

15.0JC-3CR/10214S

Generator - 15JC3N4C
Control - Code 32 (W.D.612B1543)
Code 150 (W.D.612C2658)
Code 208 (W.D.625A23)
Code 221 (W.D.625A632)
Engine - Spec S
*141D720 Carburetor (Gas-Gaso)

15.0JC-3CR/10214S (Continued)

*405A1421 Housing Assy.
*159A799 Fuel Tank Assy.
+102B549 Oil Base
Oil Base Heater - Refer to Oil Base
Oil Level Maintainer Kit - Refer to Oil Base

15.0JC-3CR/10242S

Generator - 15JC3N4C
231E112 Engine to Generator Adapter
Control - Code 388 (W.D.612C4250)
Code 221 (W.D.625A632)
Engine - Spec S
Vacu-Flo Cooled
140P721 Air Cleaner
140P722 Air Cleaner Band (2)
140B720 Air Cleaner Mtg. Bracket
503P419 Air Cleaner Elbow - Rubber
503P365 Air Cleaner Hose Clamp(3)
140A852 Air Cleaner Hose Support
140B740 Air Cleaner Air Inlet Tube
503A407 Air Cleaner Hose
140P723 Carb. Air Pre-Cleaner

15.0JC-3CR/10247S

Generator - 15JC/229
Control - Code 32 (W.D.612B1543)
Code 161 (W.D.612C2737)
Code 208 (W.D.625A23)
Code 221 (W.D.625A632)
Engine - Spec S
*141D725 Carburetor (Gas)
*405A1423 Housing Assy. - NOTE:
Uses #134D1810 Air Shutter Assy.
+102B549 Oil Base
Oil Base Heater - Refer to Oil Base
Oil Level Maintainer Kit - Refer to Oil Base
309P206 Hi-Temp. Cut-Off Switch
309A195 Hi-Temp. Switch Bracket
508A126 Hi-Temp. Switch Insulating Washer (2)
508A127 Hi-Temp. Switch Insulating Bushing
332A876 Hi-Temp. Switch Terminal

15.0JC-3CR31/8400S

Generator - 15JC4N4C
Control - Code 257 (W.D.612C3076)
Code 221 (W.D.625A632)
Engine - Spec S
*141D725 Carburetor (Gas)
307B845 Start Solenoid
306A195 Start Solenoid Bracket
307P312 Supply Line Fuel Solenoid Valve - Electric
149P558 Supply Line Fuel Strainer

* - Refer to Accessory Section for Component Parts.
+ - See engine section for optional call outs.

MODEL DATA SECTION

15.0JC-3CR31/8500S

Generator - 15JC3N4C
 Control - Code 257 (W.D.612C3076)
 Code 221 (W.D.625A632)
 Engine - Spec S
 Vacu-Flo Cooled
 *141D725 Carburetor (Gas)
 307B845 Start Solenoid
 306A195 Start Solenoid Bracket
 307P312 Supply Line Fuel Solenoid
 Valve - Electric
 149P558 Supply Line Fuel Strainer

15.0JC-3CR31/9428S

Generator - 15JC3N4C
 Control - Code 257 (W.D.612C3076)
 Code 221 (W.D.625A632)
 Engine - Spec S
 *141D725 Carburetor (Gas)
 134D1805 Air Outlet Duct
 307B845 Start Solenoid
 306A195 Start Solenoid Bracket
 338A470 Starter to Solenoid
 Wiring Harness
 307P312 Supply Line Fuel Solenoid
 Valve - Electric
 149P558 Supply Line Fuel Strainer

15.0JC-3R/2454S

Generator - 15JC3N4C
 Control - Code 32 (W.D.612B1543)
 Code 59 (W.D.612C1786)
 Code 149 (W.D.612C2657)
 Code 208 (W.D.625A23)
 Code 221 (W.D.625A632)
 Engine - Spec S
 *141D725 Carburetor (Gas)
 *405A1422 Housing Assy.
 102B549 Oil Base
 102B558 Oil Base Heater

15.0JC-3R/2733S

Generator - 15JC3N4C
 Control - Code 149 (W.D.612C2657)
 Code 174 (W.D.615B199)
 Code 221 (W.D.625A632)
 Engine - Spec S
 *141D725 Carburetor (Gas)
 134D1805 Air Outlet Duct

15.0JC-3R/3766S

Generator - 15JC3N4C
 Control - Code 149 (W.D.612C2657)
 Code 173 (W.D.615B198)
 Code 221 (W.D.625A632)
 Engine - Spec S
 *140K894 Carb. Air Heater Kit
 *159B760 Reservoir Tank Assy.

15.0JC-3R/6664S

Generator - 15JC3N4C
 Control - Code 237 (W.D.612C2873)
 Code 173 (W.D.615B198)
 Code 221 (W.D.625A632)
 Engine - Spec S
 *141D725 Carburetor (Gas)
 134D1805 Air Outlet Duct

15.0JC-3R/6664S (Continued)

309P196 Hi-Temp. Cut-Off Switch
 309A195 Hi-Temp. Switch Bracket
 508A126 Hi-Temp. Switch
 Insulating Washer (2)
 508A127 Hi-Temp. Switch
 Insulating Bushing
 332A876 Hi-Temp. Switch
 Terminal

15.0JC-3R/8452S

Generator - 15JC/229
 Control - Code 32 (W.D.612B1543)
 Code 35 (W.D.612B1559)
 Code 161 (W.D.612C2737)
 Code 221 (W.D.625A632)
 Engine - Spec S
 *140K893 Carb. Air Heater Kit
 *405A1422 Housing Assy.
 309P206 Hi-Temp. Cut-Off Switch
 309A195 Hi-Temp. Switch Bracket
 508A126 Hi-Temp. Switch
 Insulating Washer (2)
 508A127 Hi-Temp. Switch
 Insulating Bushing
 332A876 Hi-Temp. Switch
 Terminal

15.0JC-3R/8615S

Generator - 15JC3N4C
 Control - Code 150 (W.D.612C2658)
 Code 174 (W.D.615B199)
 Code 221 (W.D.625A632)
 Engine - Spec S
 Vacu-Flo Cooled
 *141D725 Carburetor (Gas)
 309P162 Hi-Temp. Cut-Off
 Switch
 338A337 Hi-Temp. Switch Wiring
 Harness

15.0JC-3R/9035S

Generator - 15JC3N4C
 Control - Code 32 (W.D.612B1543)
 Code 59 (W.D.612B1786)
 Code 148 (W.D.612C2656)
 Code 208 (W.D.625A23)
 Code 221 (W.D.625A632)
 Engine - Spec S
 *141D720 Carburetor (Gas-Gaso)
 *405A1424 Housing Assy. - NOTE:
 Uses #134D1810 Air
 Shutter Assy.
 309P196 Hi-Temp. Cut-Off
 Switch
 309A195 Hi-Temp. Switch
 Bracket
 508A126 Hi-Temp. Switch
 Insulating Washer (2)
 508A127 Hi-Temp. Switch
 Insulating Bushing
 332A876 Hi-Temp. Switch
 Terminal
 102B549 Oil Base
 102B558 Oil Base Heater

15.0JC-3R/9117S

Generator - 15JC3N4C
 Control - Code 32 (W.D.612B1543)
 Code 35 (W.D.612B1559)
 Code 150 (W.D.612C2658)
 Code 221 (W.D.625A632)
 Engine - Spec S
 *140K893 Carb. Air Heater Kit
 *405A1422 Housing Assy.
 *159A799 Fuel Tank Assy.

15.0JC-3R/9118S

Generator - 15JC3N4C
 Control - Code 150 (W.D.612C2658)
 Code 174 (W.D.615B199)
 Code 221 (W.D.625A632)
 Engine - Spec S
 Vacu-Flo Cooled
 *141D725 Carburetor (Gas)

15.0JC-3R/9126S

Generator - 15JC3N4C
 Control - Code 32 (W.D.612B1543)
 Code 35 (W.D.612B1559)
 Code 147 (W.D.612C2655)
 Code 208 (W.D.625A23)
 Code 221 (W.D.625A632)
 Engine - Spec S
 *141D725 Carburetor (Gas)
 *405A1424 Housing Assy. - NOTE:
 Uses #134D1810 Air
 Shutter Assy.
 309P196 Hi-Temp. Cut-Off Switch
 309A195 Hi-Temp. Switch Bracket
 508A126 Hi-Temp. Switch
 Insulating Washer (2)
 508A127 Hi-Temp. Switch
 Insulating Bushing
 332A876 Hi-Temp. Switch Terminal
 102B549 Oil Base
 102B558 Oil Base Heater

15.0JC-3R/9139S

Generator - 15JC3N4C
 Control - Code 32 (W.D.612B1543)
 Code 35 (W.D.612B1559)
 Code 150 (W.D.612C2658)
 Code 208 (W.D.625A23)
 Code 221 (W.D.625A632)
 Engine - Spec S
 *141D725 Carburetor (Gas)
 *405A1422 Housing Assy.
 102B549 Oil Base
 102B558 Oil Base Heater

15.0JC-3R/9298S

Generator - 15JC/229
 Control - Code 32 (W.D.612B1543)
 Code 35 (W.D.612B1559)
 Code 159 (W.D.612C2735)
 Code 221 (W.D.625A632)
 Engine - Spec S
 *140K893 Carb. Air Heater Kit
 *405A1424 Housing Assy. - NOTE:
 Uses #134D1810 Air
 Shutter Assy.

(Continue next page)

MODEL DATA SECTION

237

15.0JC-3R/9298S (Continued)

*159B799 Fuel Tank Assy.
309P196 Hi-Temp. Cut-Off Switch
309A195 Hi-Temp. Switch Bracket
508A126 Hi-Temp. Switch
Insulating Washer (2)
508A127 Hi-Temp. Switch
Insulating Bushing
332A876 Hi-Temp. Switch Terminal

15.0JC-3R/9399S

Generator - 15JC3N4C
Control - Code 32 (W.D.612B1543)
Code 35 (W.D.612B1559)
Code 237 (W.D.612C2873)
Code 208 (W.D.625A23)
Code 221 (W.D.625A632)
Engine - Spec S
*141D720 Carburetor (Gas-Gaso)
*405A1422 Housing Assy.
309P206 Hi-Temp. Cut-Off Switch
309A195 Hi-Temp. Switch Bracket
508A126 Hi-Temp. Switch
Insulating Washer (2)
508A127 Hi-Temp. Switch
Insulating Bushing
332A876 Hi-Temp. Switch Terminal
102B549 Oil Base
102B558 Oil Base Heater

15.0JC-3R/9418S

Generator - 15JC3N4C
Control - Code 150 (W.D.612C2658)
Code 392 (W.D.615B352)
Code 221 (W.D.625A632)
Engine - Spec S
Vacu-Flo Cooled
*140K892 Carb. Air Heater Kit
309P162 Hi-Temp. Cut-Off Switch
338A337 Hi-Temp. Switch Wiring
Harness

15.0JC-3R/9419S

Generator - 15JC3N4C
Control - Code 32 (W.D.612B1543)
Code 35 (W.D.612B1559)
Code 150 (W.D.612C2658)
Code 221 (W.D.625A632)
Engine - Spec S
*141D725 Carburetor (Gas)
*405A1422 Housing Assy.
309P196 Hi-Temp. Cut-Off Switch
309A195 Hi-Temp. Switch Bracket
508A126 Hi-Temp. Switch
Insulating Washer (2)
508A127 Hi-Temp. Switch
Insulating Bushing
332A876 Hi-Temp. Switch Terminal

15.0JC-3R/9461S

Generator - 15JC3N4C
Control - Code 32 (W.D.612B1543)
Code 35 (W.D.612B1559)
Code 149 (W.D.612C2657)
Code 208 (W.D.625A23)
Code 221 (W.D.625A632)

Engine - Spec S

15.0JC-3R/9461S (Continued)

*140K893 Carb. Air Heater Kit
*405A1422 Housing Assy.
*159A799 Fuel Tank Assy.
102B549 Oil Base
102B558 Oil Base Heater

15.0JC-3R/9495S

Generator - 15JC3N4C
Control - Code 150 (W.D.612C2658)
Code 392 (W.D.615B352)
Code 221 (W.D.625A632)
Engine - Spec S
*141D720 Carburetor (Gas-Gaso)
134D1805 Air Outlet Duct

15.0JC-3R/9534S

Generator - 15JC/229
Control - Code 32 (W.D.612B1543)
Code 35 (W.D.612B1559)
Code 161 (W.D.612C2737)
Code 208 (W.D.625A23)
Code 221 (W.D.625A632)
Engine - Spec S
*141D720 Carburetor (Gas-Gaso)
*405A1726 Housing Assy.
309P206 Hi-Temp. Cut-Off Switch
309A195 Hi-Temp. Switch Bracket
508A126 Hi-Temp. Switch
Insulating Washer (2)
508A127 Hi-Temp. Switch
Insulating Bushing
332A876 Hi-Temp. Switch
Terminal
102B549 Oil Base
102B558 Oil Base Heater
155P360 Muffler
140A78 Muffler Mtg. Band (2)
155A949 Flex. Exhaust Tube

15.0JC-3R/9589S

Generator - 15JC3N4C
Control - Code 237 (W.D.612C2873)
Code 173 (W.D.615B198)
Code 208 (W.D.625A23)
Code 221 (W.D.625A632)
Engine - Spec S
*140K893 Carb. Air Heater Kit
*159B760 Reservoir Tank Assy.
+102B549 Oil Base
Oil Base Heater - Refer to Oil
Base
Oil Level Maintainer Kit - Refer
to Oil Base
134D1805 Air Outlet Duct
309P206 Hi-Temp. Cut-Off Switch
309A195 Hi-Temp. Switch Bracket
508A126 Hi-Temp. Switch
Insulating Washer (2)
508A127 Hi-Temp. Switch
Insulating Bushing
332A876 Hi-Temp. Switch
Terminal

15.0JC-3R/9643S

Generator - 15JC3N4C
Control - Code 32 (W.D.612B1543)

15.0JC-3R/9643S (Continued)

Code 35 (W.D.612B1559)
Code 150 (W.D.612C2658)
Code 208 (W.D.625A23)
Code 221 (W.D.625A632)
Engine - Spec S
*141D725 Carburetor (Gas)
*405A1422 Housing Assy.
+102B549 Oil Base
Oil Base Heater - Refer to Oil
Base
Oil Level Maintainer Kit - Refer
to Oil Base

15.0JC-3R/9753S

Generator - 15JC3N4C
Control - Code 32 (W.D.612B1543)
Code 35 (W.D.612B1559)
Code 150 (W.D.612C2658)
Code 208 (W.D.625A23)
Code 221 (W.D.625A632)
Engine - Spec S
*140K893 Carb. Air Heater Kit
*405A1422 Housing Assy.
*159B760 Reservoir Tank Assy.
+102B549 Oil Base
Oil Base Heater - Refer to Oil
Base
Oil Level Maintainer Kit - Refer
to Oil Base
309P196 Hi-Temp. Cut-Off Switch
309A195 Hi-Temp. Switch Bracket
508A126 Hi-Temp. Switch
Insulating Washer (2)
508A127 Hi-Temp. Switch
Insulating Bushing
332A876 Hi-Temp. Switch Terminal

15.0JC-3R/9758S

Generator - 15JC3N4C
Control - Code 149 (W.D.612C2657)
Code 173 (W.D.615B198)
Code 221 (W.D.625A632)
Engine - Spec S
*141D725 Carburetor (Gas)
*403A792 Skid Base Assy.
416B522 Battery Support Plate
134D1805 Air Outlet Duct

15.0JC-3R/9801S

Generator - 15JC3N4C
Control - Code 150 (W.D.612C2658)
Code 173 (W.D.615B198)
Code 208 (W.D.625A23)
Code 221 (W.D.625A632)
Engine - Spec S
Vacu-Flo Cooled
*141D725 Carburetor (Gas-Gaso)
+102B549 Oil Base
Oil Base Heater - Refer to Oil
Base
Oil Level Maintainer Kit - Refer
to Oil Base

15.0JC-3R/9873S

Generator - 15JC/229
Control - Code 32 (W.D.612B1543)
(Continue next page)

* - Refer to Accessory Section for Component Parts.

+ - See engine section for optional call outs.

MODEL DATA SECTION

15.0JC-3R/9873S (Continued)

Code 35 (W.D.612B1559)
 Code 161 (W.D.612C2737)
 Code 208 (W.D.625A23)
 Code 221 (W.D.625A632)
 Engine - Spec S
 *141D720 Carburetor (Gas-Gaso)
 *405A1726 Housing Assy.
 +102B549 Oil Base
 Oil Base Heater - Refer to Oil Base
 Oil Level Maintainer Kit - Refer to Oil Base
 309P206 Hi-Temp. Cut-Off Switch
 309A195 Hi-Temp. Switch Bracket
 508A126 Hi-Temp. Switch
 Insulating Washer (2)
 508A127 Hi-Temp. Switch
 Insulating Bushing
 332A876 Hi-Temp. Switch Terminal
 155P360 Muffler
 140A78 Muffler Mtg. Band (2)
 155A949 Flex. Exhaust Tube

15.0JC-3R/9879S

Generator - 15JC3N4C
 Control - Code 32 (W.D.612B1543)
 Code 35 (W.D.612B1559)
 Code 237 (W.D.612C2873)
 Code 221 (W.D.625A632)
 Engine - Spec S
 *141D720 Carburetor (Gas-Gaso)
 *405A1422 Housing Assy.
 309P206 Hi-Temp. Cut-Off Switch
 309P195 Hi-Temp. Switch Bracket
 508A126 Hi-Temp. Switch
 Insulating Washer (2)
 508A127 Hi-Temp. Switch
 Insulating Bushing
 332A876 Hi-Temp. Switch Terminal

15.0JC-3R/9899S

Generator - 15JC/237
 333P59 Space Heater - 120V.
 309P128 Space Heater Thermostat
 332A333 Heater Thermostat Block
 (When Used)
 332A499 Heater Block Marker
 (When Used)
 Control - Code 150 (W.D.612C2658)
 Code 174 (W.D.615B199)
 Code 221 (W.D.625A632)
 Engine - Spec S
 *140K893 Carb. Air Heater Kit
 134D1805 Air Outlet Duct
 309P196 Hi-Temp. Cut-Off Switch
 309A195 Hi-Temp. Switch Bracket
 508A126 Hi-Temp. Switch
 Insulating Washer (2)
 508A127 Hi-Temp. Switch
 Insulating Bushing
 332A876 Hi-Temp. Switch Terminal

15.0JC-3R/9902S

Generator - 15JC/237
 333P59 Space Heater - 120V.
 309P128 Space Heater Thermostat

15.0JC-3R/9902S (Continued)

332A333 Heater Thermostat Block
 (When Used)
 332A499 Heater Block Marker
 (When Used)
 Control - Code 32 (W.D.612B1543)
 Code 59 (W.D.612B1786)
 Code 149 (W.D.612C2657)
 Code 208 (W.D.625A23)
 Code 221 (W.D.625A632)
 Engine - Spec S
 *141D720 Carburetor (Gas-Gaso)
 *405A1726 Housing Assy.
 +102B549 Oil Base
 Oil Base Heater - Refer to Oil Base
 Oil Level Maintainer Kit - Refer to Oil Base
 155P360 Muffler
 140A78 Muffler Mtg. Band (2)
 155A949 Flex. Exhaust Tube
 309P196 Hi-Temp. Cut-Off Switch
 309A195 Hi-Temp. Switch Bracket
 508A126 Hi-Temp. Switch
 Insulating Washer (2)
 508A127 Hi-Temp. Switch
 Insulating Bushing
 332A876 Hi-Temp. Switch Terminal

15.0JC-3R/9905S

Generator - 15JC3N4C
 Control - Code 237 (W.D.612C2873)
 Code 173 (W.D.615B198)
 Code 221 (W.D.625A632)
 Engine - Spec S
 *141D725 Carburetor (Gas)
 *134D1810 Air Shutter Assy.
 309P206 Hi-Temp. Cut-Off Switch
 309A195 Hi-Temp. Switch Bracket
 508A126 Hi-Temp. Switch
 Insulating Washer (2)
 508A127 Hi-Temp. Switch
 Insulating Bushing
 332A876 Hi-Temp. Switch
 Terminal
 338A337 Hi-Temp. Switch Wiring
 Harness

15.0JC-3R/9990S

Generator - 15JC3N4C
 Control - Code 32 (W.D.612B1543)
 Code 35 (W.D.612B1559)
 Code 150 (W.D.612C2658)
 Code 208 (W.D.625A23)
 Code 221 (W.D.625A632)
 Engine - Spec S
 *405A1424 Housing Assy. - NOTE:
 Uses #134D1810 Air
 Shutter Assy.
 *159B760 Reservoir Tank Assy.
 *140K677 Oil Bath Air Cleaner
 Kit
 +102B549 Oil Base
 Oil Base Heater - Refer to Oil Base
 Oil Level Maintainer Kit - Refer to Oil Base

15.0JC-3R/9990S (Continued)

149P650 Fuel Pump
 149A638 Fuel Pump Hole Cover Plate
 149A626 Rocker Cover Oil Line
 134D1910 Cylinder Air Housing
 Cover
 309P196 Hi-Temp. Cut-Off Switch
 309A195 Hi-Temp. Switch Bracket
 508A126 Hi-Temp. Switch
 Insulating Washer (2)
 508A127 Hi-Temp. Switch
 Insulating Bushing
 332A876 Hi-Temp. Switch Terminal

15.0JC-3R/9992S

Generator - 15JC3N4C
 Control - Code 149 (W.D.612C2657)
 Code 173 (W.D.615B198)
 Code 221 (W.D.625A632)
 Engine - Spec S
 *141D725 Carburetor (Gas)
 *403A792 Skid Base Assy.
 416B522 Battery Support Plate

15.0JC-3R/9997S

Generator - 15JC3N4C
 Control - Code 32 (W.D.612B1543)
 Code 35 (W.D.612B1559)
 Code 150 (W.D.612C2658)
 Code 221 (W.D.625A632)
 Engine - Spec S
 *140K893 Carb. Air Heater Kit
 *405A1424 Housing Assy. - NOTE:
 Uses #134D1810 Air
 Shutter Assy.

15.0JC-3R/10130S

Generator - 15JC3N4C
 Control - Code 348 (W.D.612C3853)
 Code 173 (W.D.615B198)
 Code 221 (W.D.625A632)
 Engine - Spec S
 *141D725 Carburetor (Gas)
 *134D1805 Air Outlet Duct
 154B1224 Intake Manifold
 148A367 Vacuum Switch Regulator
 502-53 Elbow - Vacuum Switch
 505-98 Nipple - Close - Vacuum
 Switch
 309P196 Hi-Temp. Cut-Off Switch
 309A195 Hi-Temp. Switch Bracket
 508A126 Hi-Temp. Switch
 Insulating Washer (2)
 508A127 Hi-Temp. Switch
 Insulating Bushing
 332A876 Hi-Temp. Switch Terminal

15.0JC-3R/10134S

Generator - 15JC/229
 Control - Code 159 (W.D.612C2735)
 Code 173 (W.D.615B198)
 Code 221 (W.D.625A632)
 Engine - Spec S
 Vacu-Flo Cooled
 *141D725 Carburetor (Gas)
 309P162 Hi-Temp. Cut-Off Switch
 338A337 Hi-Temp. Switch Wiring
 Harness

* - Refer to Accessory Section for Component Parts.

+ - See engine section for optional call outs.

MODEL DATA SECTION

239

15.0JC-3R31/1982S

Generator - 15JC3N4C
Control - Code 257 (W.D.612C3076)
Code 302 (W.D.615B322)
Code 221 (W.D.625A632)
Engine - Spec S
*141D725 Carburetor (Gas)
307B845 Start Solenoid
306A195 Start Solenoid Bracket
307P312 Supply Line Fuel Solenoid
Valve - Electric
149P558 Supply Line Fuel Strainer

15.0JC-3R31/9193S

Generator - 15JC/300
Control - Code 354 (W.D.612C3911)
Code 302 (W.D.615B322)
Code 223 (W.D.625A711)
Engine - Spec S
*141D725 Carburetor (Gas)
307B845 Start Solenoid
306A195 Start Solenoid Bracket
307P312 Supply Line Fuel Solenoid
Valve - Electric
149P558 Supply Line Fuel Strainer

15.0JC-3R31/9803S

Generator - 15JC3N4C
Control - Code 257 (W.D.612C3076)
Code 302 (W.D.615B322)
Code 221 (W.D.625A632)
Engine - Spec S
*141D725 Carburetor (Gas)
134D1805 Air Outlet Duct
307B845 Start Solenoid
306A195 Start Solenoid Bracket
338A470 Starter to Solenoid
Wiring Harness
307P312 Supply Line Fuel Solenoid
Valve - Electric
149P558 Supply Line Fuel Strainer

15.0JC-4R/55S

Generator - 15JC4N4C
Control - Code 150 (W.D.612C2658)
Code 221 (W.D.625A632)
Engine - Spec S
*141D720 Carburetor (Gas-Gaso)

15.0JC-4R/96S

Generator - 15JC4N4C
Control - Code 150 (W.D.612C2658)
Code 221 (W.D.625A632)
Engine - Spec S
*140K894 Carb. Air Heater Kit

15.0JC-4R/989S

Generator - 15JC4N4C
Control - Code 150 (W.D.612C2658)
Code 175 (W.D.615B202)
Code 221 (W.D.625A632)
Engine - Spec S
*140K894 Carb. Air Heater Kit

15.0JC-4R/1047S

Generator - 15JC4N4C
Control - Code 28 (W.D.612B1486)

15.0JC-4R/1047S (Continued)

Code 32 (W.D.612B1543)
Code 149 (W.D.612C2657)
Code 221 (W.D.625A632)
Engine - Spec S
*141D720 Carburetor (Gas-Gaso)
*405A1422 Housing Assy.

15.0JC-4R/1140S

Generator - 15JC4N4C
Control - Code 28 (W.D.612B1486)
Code 32 (W.D.612B1543)
Code 149 (W.D.625A2657)
Code 221 (W.D.625A632)
Engine - Spec S
*140K893 Carb. Air Heater Kit
*405A1422 Housing Assy.

15.0JC-4R/3157S

Generator - 15JC4N4C
Control - Code 150 (W.D.612C2658)
Code 221 (W.D.625A632)
Engine - Spec S
*141D725 Carburetor (Gas)
134D1805 Air Outlet Duct

15.0JC-4R/5063S

Generator - 15JC4N4C
Control - Code 149 (W.D.612C2657)
Code 208 (W.D.625A23)
Code 221 (W.D.625A632)
Engine - Spec S
*141D725 Carburetor (Gas)
134D1805 Air Outlet Duct
102B549 Oil Base
102B558 Oil Base Heater

15.0JC-4R/5144S

Generator - 15JC4N4C
Control - Code 149 (W.D.612C2657)
Code 180 (W.D.615B218)
Code 221 (W.D.625A632)
Engine - Spec S
*141D720 Carburetor (Gas-Gaso)
134D1805 Air Outlet Duct

15.0JC-4R/5163S

Generator - 15JC4N4C
Control - Code 149 (W.D.612C2657)
Code 180 (W.D.615B218)
Code 221 (W.D.625A632)
Engine - Spec S
*140K893 Carb. Air Heater Kit
134D1805 Air Outlet Duct

15.0JC-4R/5316S

Generator - 15JC/179
Control - Code 161 (W.D.612C2737)
Code 221 (W.D.625A632)
Engine - Spec S
*141D725 Carburetor (Gas)
134D1805 Air Outlet Duct
309P206 Hi-Temp. Cut-Off Switch
309A195 Hi-Temp. Switch Bracket
508A126 Hi-Temp. Switch
Insulating Washer (2)

15.0JC-4R/5316S (Continued)

508A127 Hi-Temp. Switch
Insulating Bushing
332A876 Hi-Temp. Switch Terminal

15.0JC-4R/5539S

Generator - 15JC/179
Control - Code 159 (W.D.612C2735)
Code 180 (W.D.615B218)
Code 221 (W.D.625A632)
Engine - Spec S
*141D725 Carburetor (Gas)
134D1805 Air Outlet Duct
309P196 Hi-Temp. Cut-Off Switch
309A195 Hi-Temp. Switch Bracket
508A126 Hi-Temp. Switch
Insulating Washer (2)
508A127 Hi-Temp. Switch
Insulating Bushing
332A876 Hi-Temp. Switch Terminal

15.0JC-4R/5611S

Generator - 15JC/179
Control - Code 161 (W.D.612C2737)
Code 175 (W.D.615B202)
Code 221 (W.D.625A632)
Engine - Spec S
*141D725 Carburetor (Gas)
134D1805 Air Outlet Duct
309P206 Hi-Temp. Cut-Off Switch
309A195 Hi-Temp. Switch Bracket
508A126 Hi-Temp. Switch
Insulating Washer (2)
508A127 Hi-Temp. Switch
Insulating Bushing
332A876 Hi-Temp. Switch Terminal

15.0JC-4R/5663S

Generator - 15JC/179
Control - Code 159 (W.D.612C2735)
Code 221 (W.D.625A632)
Engine - Spec S
*140K894 Carb. Air Heater Kit
309P196 Hi-Temp. Cut-Off Switch
309A195 Hi-Temp. Switch Bracket
508A126 Hi-Temp. Switch
Insulating Washer (2)
508A127 Hi-Temp. Switch
Insulating Bushing
332A876 Hi-Temp. Switch Terminal

15.0JC-4R/6077S

Generator - 15JC/179
Control - Code 161 (W.D.612C2737)
Code 180 (W.D.615B218)
Code 221 (W.D.625A632)
Engine - Spec S
*141D720 Carburetor (Gas-Gaso)
*134D1810 Air Shutter Assy.
309P206 Hi-Temp. Cut-Off Switch
309A195 Hi-Temp. Switch Bracket
508A126 Hi-Temp. Switch
Insulating Washer (2)
508A127 Hi-Temp. Switch
Insulating Bushing
332A876 Hi-Temp. Switch
Terminal

* - Refer to Accessory Section for Component Parts.

MODEL DATA SECTION

15.0JC-4R/6616S

Generator - 15JC4N4C
Control - Code 149 (W.D.612C2657)
Code 175 (W.D.615B202)
Code 221 (W.D.625A632)
Engine - Spec S
*141D725 Carburetor (Gas)
134D1805 Air Outlet Duct
309P196 Hi-Temp. Cut-Off Switch
309A195 Hi-Temp. Switch Bracket
508A126 Hi-Temp. Switch
Insulating Washer (2)
508A127 Hi-Temp. Switch
Insulating Bushing
332A876 Hi-Temp. Switch Terminal

15.0JC-4R/8297S

Generator - 15JC4N4C
Control - Code 237 (W.D.612C2873)
Code 175 (W.D.615B202)
Code 221 (W.D.625A632)
Engine - Spec S
*140K677 Oil Bath Air Cleaner Kit
*159B760 Reservoir Tank Assy.
*403A792 Skid Base Assy.
416B522 Battery Support Plate
309P206 Hi-Temp. Cut-Off Switch
309A195 Hi-Temp. Switch Bracket
508A126 Hi-Temp. Switch
Insulating Washer (2)
508A127 Hi-Temp. Switch
Insulating Bushing
332A876 Hi-Temp. Switch Terminal

15.0JC-4R/8388S

Generator - 15JC4N4C
Control - Code 150 (W.D.612C2658)
Code 221 (W.D.625A632)
Engine - Spec S
Vacu-Flo Cooled
*140K892 Carb. Air Heater Kit
309P162 Hi-Temp. Cut-Off Switch
338A337 Hi-Temp. Switch Wiring
Harness

15.0JC-4R/8413S

Generator - 15JC4N4C
Control - Code 149 (W.D.612C2657)
Code 221 (W.D.625A632)
Engine - Spec S
*141D725 Carburetor (Gas)
*403A792 Skid Base Assy.
134D1805 Air Outlet Duct

15.0JC-4R/8451S

Generator - 15JC4N4C
Control - Code 23 (W.D.612B1469)
Code 32 (W.D.612B1543)
Code 149 (W.D.612C2657)
Code 221 (W.D.625A632)
Engine - Spec S
*141D725 Carburetor (Gas)
*405A1422 Housing Assy.

15.0JC-4R/8649S

Generator - 15JC4N4C
Control - Code 149 (W.D.612C2657)

15.0JC-4R/8649S (Continued)

Code 221 (W.D.625A632)
Engine - Spec S
Vacu-Flo Cooled
*141D720 Carburetor (Gas-Gaso)
309P162 Hi-Temp. Cut-Off Switch
338A337 Hi-Temp. Switch Wiring
Harness

15.0JC-4R/8914S

Generator - 15JC/179
Control - Code 161 (W.D.612C2737)
Code 180 (W.D.615B218)
Code 221 (W.D.625A632)

Engine - Spec S
*141D725 Carburetor (Gas)
309P206 Hi-Temp. Cut-Off Switch
309A195 Hi-Temp. Switch Bracket
508A126 Hi-Temp. Switch
Insulating Washer (2)
508A127 Hi-Temp. Switch
Insulating Bushing
332A876 Hi-Temp. Switch
Terminal

15.0JC-4R/8996S

Generator - 15JC4N4C
Control - Code 23 (W.D.612B1469)
Code 32 (W.D.612B1543)
Code 150 (W.D.612C2658)
Code 208 (W.D.625A23)
Code 221 (W.D.625A632)

Engine - Spec S
*141D725 Carburetor (Gas)
*405A1424 Housing Assy. - NOTE:
Uses #134D1810 Air
Shutter Assy.
309P196 Hi-Temp. Cut-Off Switch
309A195 Hi-Temp. Switch Bracket
508A126 Hi-Temp. Switch
Insulating Washer (2)
508A127 Hi-Temp. Switch
Insulating Bushing
332A876 Hi-Temp. Switch
Terminal
102B549 Oil Base
102B558 Oil Base Heater

15.0JC-4R/9037S

Generator - 15JC4N4C
Control - Code 150 (W.D.612C2658)
Code 180 (W.D.615B218)
Code 221 (W.D.625A632)

Engine - Spec S
Vacu-Flo Cooled
*140K892 Carb. Air Heater Kit

15.0JC-4R/9054S

Generator - 15JC/179
Control - Code 161 (W.D.612C2737)
Code 180 (W.D.615B218)
Code 221 (W.D.625A632)

Engine - Spec S
*141D725 Carburetor (Gas)
*134D1810 Air Shutter Assy.
*403A792 Skid Base Assy.
416B522 Battery Support Plate

15.0JC-4R/9054S (Continued)

309P206 Hi-Temp. Cut-Off Switch
309A195 Hi-Temp. Switch Bracket
508A126 Hi-Temp. Switch
Insulating Washer (2)
508A127 Hi-Temp. Switch
Insulating Bushing
332A876 Hi-Temp. Switch Terminal

15.0JC-4R/9068S

Generator - 15JC4N4C
Control - Code 237 (W.D.612C2873)
Code 180 (W.D.615B218)
Code 221 (W.D.625A632)

Engine - Spec S
*140K893 Carb. Air Heater Kit
*403A792 Skid Base Assy.
416B522 Battery Support Plate
134D1805 Air Outlet Duct
309P206 Hi-Temp. Cut-Off Switch
309A195 Hi-Temp. Switch Bracket
508A126 Hi-Temp. Switch
Insulating Washer (2)
508A127 Hi-Temp. Switch
Insulating Bushing
332A876 Hi-Temp. Switch Terminal

15.0JC-4R/9094S

Generator - 15JC/179
Control - Code 161 (W.D.612C2737)
Code 180 (W.D.615B218)
Code 221 (W.D.625A632)

Engine - Spec S
*141D720 Carburetor (Gas-Gaso)
*403A792 Skid Base Assy.
416A522 Battery Support Plate
134D1805 Air Outlet Duct
309P206 Hi-Temp. Cut-Off Switch
309A195 Hi-Temp. Switch Bracket
508A126 Hi-Temp. Switch
Insulating Washer (2)
508A127 Hi-Temp. Switch
Insulating Bushing
332A876 Hi-Temp. Switch Terminal

15.0JC-4R/9133S

Generator - 15JC/213
Control - Code 32 (W.D.612B1543)
Code 161 (W.D.612C2737)
Code 262 (W.D.612B3105)
Code 223 (W.D.625A711)

Engine - Spec S
*140K893 Carb. Air Heater Kit
*405A1724 Housing Assy.
*159A799 Fuel Tank Assy.
309P206 Hi-Temp. Cut-Off Switch
309A195 Hi-Temp. Switch Bracket
508A126 Hi-Temp. Switch
Insulating Washer (2)
508A127 Hi-Temp. Switch
Insulating Bushing
332A876 Hi-Temp. Switch Terminal
102B549 Oil Base
102B558 Oil Base Heater
155P360 Muffler
140A78 Muffler Mtg. Band (2)
155A949 Flex. Exhaust Tube

* - Refer to Accessory Section for Component Parts.

MODEL DATA SECTION

241

15.0JC-4R/9143S

Generator - 15JC/179
Control - Code 23 (W.D.612B1469)
Code 32 (W.D.612B1543)
Code 161 (W.D.612C2737)
Code 208 (W.D.625A23)
Code 221 (W.D.625A632)
Engine - Spec S
*140K893 Carb. Air Heater Kit
*405A1424 Housing Assy. - NOTE:
Uses #134D1810 Air
Shutter Assy.
*159B760 Reservoir Tank Assy.
309P206 Hi-Temp. Cut-Off Switch
309P195 Hi-Temp. Switch Bracket
508A126 Hi-Temp. Switch
Insulating Washer (2)
508A127 Hi-Temp. Switch
Insulating Bushing
332A876 Hi-Temp. Switch Terminal
102B549 Oil Base
102B558 Oil Base Heater

15.0JC-4R/9214S

Generator - 15JC4N4C
Control - Code 348 (W.D.612C3853)
Code 180 (W.D.615B218)
Code 208 (W.D.625A23)
Code 221 (W.D.625A632)
Engine - Spec S
Vacu-Flo Cooled
*141D725 Carburetor (Gas)
309P196 Hi-Temp. Cut-Off Switch
309A195 Hi-Temp. Switch Bracket
508A126 Hi-Temp. Switch
Insulating Washer (2)
508A127 Hi-Temp. Switch
Insulating Bushing
332A876 Hi-Temp. Switch Terminal
102B549 Oil Base
102B558 Oil Base Heater
154B1224 Intake Manifold
148A367 Vacuum Switch Regulator
148A674 Vacuum Switch Bracket
148A675 Vacuum Switch Line
502-20 Elbow - Regulator
502P82 Nipple - Regulator Elbow
to Tee
502-1 Tee - Regulator to Intake
Manifold
502P369 Cap - Regulator Tee
502-3 Connector - Regulator to
Intake Manifold

15.0JC-4R/9217S

Generator - 15JC/179
Control - Code 253 (W.D.612C3008)
Code 180 (W.D.615B218)
Code 221 (W.D.625A632)
Engine - Spec S
Vacu-Flo Cooled
*141D725 Carburetor (Gas)
309P196 Hi-Temp. Cut-Off Switch
309A195 Hi-Temp. Switch Bracket
508A126 Hi-Temp. Switch
Insulating Washer (2)

15.0JC-4R/9217S (Continued)

508A127 Hi-Temp. Switch
Insulating Bushing
332A876 Hi-Temp. Switch
Terminal

15.0JC-4R/9250S

Generator - 15JC/179
Control - Code 159 (W.D.612C2735)
Code 180 (W.D.615B218)
Code 221 (W.D.625A632)
Engine - Spec S
*140K893 Carb. Air Heater Kit
*403A792 Skid Base Assy.
416B522 Battery Support Plate
134D1805 Air Outlet Duct
309P196 Hi-Temp. Cut-Off Switch
309A195 Hi-Temp. Switch Bracket
508A126 Hi-Temp. Switch
Insulating Washer (2)
508A127 Hi-Temp. Switch
Insulating Bushing
332A876 Hi-Temp. Switch
Terminal

15.0JC-4R/9254S

Generator - 15JC4N4C
Control - Code 149 (W.D.612C2757)
Code 180 (W.D.615B218)
Code 221 (W.D.625A632)
Engine - Spec S
*141D720 Carburetor (Gas-Gaso)
*403A792 Skid Base Assy.
416B522 Battery Support Plate

15.0JC-4R/9309S

Generator - 15JC4N4C
Control - Code 23 (W.D.612B1469)
Code 32 (W.D.612B1543)
Code 149 (W.D.612C2657)
Code 208 (W.D.625A23)
Code 221 (W.D.625A632)
Engine - Spec S
*140K893 Carb. Air Heater Kit
*405A1422 Housing Assy.
102B549 Oil Base
102B558 Oil Base Heater

15.0JC-4R/9391S

Generator - 15JC/179
Control - Code 159 (W.D.612C2735)
Code 391 (W.D.615B351)
Code 221 (W.D.625A632)
Engine - Spec S
*141D725 Carburetor (Gas)
309P196 Hi-Temp. Cut-Off
Switch
309A195 Hi-Temp. Switch
Bracket
508A126 Hi-Temp. Switch
Insulating Washer (2)
508A127 Hi-Temp. Switch
Insulating Bushing
332A876 Hi-Temp. Switch
Terminal

15.0JC-4R/9392S

Generator - 15JC/213
Control - Code 32 (W.D.612B1543)
Code 230 (W.D.612C2842)
Code 208 (W.D.625A23)
Code 223 (W.D.625A711)
Engine - Spec S
*141D720 Carburetor (Gas-Gaso)
*405A1421 Housing Assy.
*159A799 Fuel Tank Assy.
+102B549 Oil Base
Oil Base Heater - Refer to Oil Base
Oil Level Maintainer Kit - Refer to
Oil Base
309P206 Hi-Temp. Cut-Off Switch
309A195 Hi-Temp. Switch Bracket
508A126 Hi-Temp. Switch Insulating
Washer (2)
508A127 Hi-Temp. Switch Insulating
Bushing
332A876 Hi-Temp. Switch Terminal

15.0JC-4R/9516S

Generator - 15JC/213
Control - Code 230 (W.D.612C2842)
Code 390 (W.D.615B223)
Code 221 (W.D.625A632)
Engine - Spec S
*141D725 Carburetor (Gas)
309P196 Hi-Temp. Cut-Off Switch
309A195 Hi-Temp. Switch Bracket
508A126 Hi-Temp. Switch
Insulating Washer (2)
508A127 Hi-Temp. Switch
Insulating Bushing
332A876 Hi-Temp. Switch Terminal

15.0JC-4R/9549S

Generator - 15JC4N4C
Control - Code 149 (W.D.612C2657)
Code 208 (W.D.625A23)
Code 221 (W.D.625A632)
Engine - Spec S
*141D720 Carburetor (Gas-Gaso)
+102B549 Oil Base
Oil Base Heater - Refer to Oil
Base
Oil Level Maintainer Kit - Refer
to Oil Base

15.0JC-4R/9574S

Generator - 15JC4N4C
Control - Code 32 (W.D.612B1543)
Code 149 (W.D.612C2657)
Code 208 (W.D.625A23)
Code 221 (W.D.625A632)
Engine - Spec S
*141D725 Carburetor (Gas)
*405A1421 Housing Assy.
+102B549 Oil Base
Oil Base Heater - Refer to Oil Base
Oil Level Maintainer Kit - Refer to
Oil Base

* - Refer to Accessory Section for Component Parts.

+ - See engine section for optional call outs.

MODEL DATA SECTION

15.0JC-4R/9597S

Generator - 15JC4N4C
 Control - Code 149 (W.D.612C2657)
 Code 208 (W.D.625A23)
 Code 221 (W.D.625A632)
 Engine - Spec S
 *141D720 Carburetor (Gas-Gaso)
 +102B549 Oil Base
 Oil Base Heater - Refer to Oil Base
 Oil Level Maintainer Kit - Refer to Oil Base
 134D1805 Air Outlet Duct

15.0JC-4R/9636S

Generator - 15JC4N4C
 Control - Code 150 (W.D.612C2658)
 Code 390 (W.D.615B223)
 Code 221 (W.D.625A632)
 Engine - Spec S
 *140K893 Carb. Air Heater Kit
 134D1805 Air Outlet Duct

15.0JC-4R/9643S

Generator - 15JC4N4C
 Control - Code 23 (W.D.612B1469)
 Code 32 (W.D.612B1543)
 Code 150 (W.D.612C2658)
 Code 208 (W.D.625A23)
 Code 221 (W.D.625A632)
 Engine - Spec S
 *141D725 Carburetor (Gas)
 *405A1422 Housing Assy.
 102B549 Oil Base
 102B558 Oil Base Heater

15.0JC-4R/9739S

Generator - 15JC4N4C
 Control - Code 385 (W.D.612C4216)
 Code 180 (W.D.615B218)
 Code 221 (W.D.625A632)
 Engine - Spec S
 Vacu-Flo Cooled
 *141D725 Carburetor (Gas)
 309P206 Hi-Temp. Cut-Off Switch
 309A195 Hi-Temp. Switch Bracket
 508A126 Hi-Temp. Switch
 Insulating Washer (2)
 508A127 Hi-Temp. Switch
 Insulating Bushing
 332A876 Hi-Temp. Switch Terminal
 154B1224 Intake Manifold
 148P367 Vacuum Switch Regulator
 502-53 Elbow - Vacuum Switch
 505-98 Nipple - Vacuum Switch

15.0JC-4R/9768S

Generator - 15JC4N4C
 Control - Code 23 (W.D.612B1469)
 Code 32 (W.D.612B1543)
 Code 150 (W.D.612C2658)
 Code 221 (W.D.625A632)
 Engine - Spec S
 *140K893 Carb. Air Heater Kit
 *405A1422 Housing Assy.
 *159A799 Fuel Tank Assy.
 309P196 Hi-Temp. Cut-Off Switch

15.0JC-4R/9768S (Continued)

309A195 Hi-Temp. Switch Bracket
 508A126 Hi-Temp. Switch
 Insulating Washer (2)
 508A127 Hi-Temp. Switch
 Insulating Bushing
 332A876 Hi-Temp. Switch
 Terminal

15.0JC-4R/9946S

Generator - 15JC4N4C
 Control - Code 149 (W.D.612C2657)
 Code 180 (W.D.615B218)
 Code 208 (W.D.625A23)
 Code 221 (W.D.625A632)

Engine - Spec S
 *141D725 Carburetor (Gas)
 +102B549 Oil Base
 Oil Base Heater - Refer to Oil Base
 Oil Level Maintainer Kit - Refer to Oil Base

15.0JC-4R/9985S

Generator - 15JC/179
 Control - Code 161 (W.D.612C2737)
 Code 391 (W.D.615B351)
 Code 208 (W.D.625A23)
 Code 221 (W.D.625A632)

Engine - Spec S
 *141D725 Carburetor (Gas)
 *403A792 Skid Base Assy.
 +102B549 Oil Base
 Oil Base Heater - Refer to Oil Base
 Oil Level Maintainer Kit - Refer to Oil Base
 416B522 Battery Support Plate
 309P206 Hi-Temp. Cut-Off Switch
 309A195 Hi-Temp. Switch Bracket
 508A126 Hi-Temp. Switch
 Insulating Washer (2)
 508A127 Hi-Temp. Switch
 Insulating Bushing
 332A876 Hi-Temp. Switch
 Terminal

15.0JC-4R/9996S

Generator - 15JC4N4C
 Control - Code 149 (W.D.612C2657)
 Code 208 (W.D.625A23)
 Code 221 (W.D.625A632)

Engine - Spec S
 *140K894 Carb. Air Heater Kit
 +102B549 Oil Base
 Oil Base Heater - Refer to Oil Base
 Oil Level Maintainer Kit - Refer to Oil Base

15.0JC-4R/10025S

Generator - 15JC4N4C
 Control - Code 150 (W.D.612C2658)
 Code 175 (W.D.615B202)
 Code 208 (W.D.625A23)
 Code 221 (W.D.625A632)
 Engine - Spec S

15.0JC-4R/10025S (Continued)

*140K894 Carb. Air Heater Kit
 *159B760 Reservoir Tank Assy.
 +102B549 Oil Base
 Oil Base Heater - Refer to Oil Base
 Oil Level Maintainer Kit - Refer to Oil Base
 309P196 Hi-Temp. Cut-Off Switch
 309A195 Hi-Temp. Switch Bracket
 508A126 Hi-Temp. Switch
 Insulating Washer (2)
 508A127 Hi-Temp. Switch
 Insulating Bushing
 332A876 Hi-Temp. Switch Terminal

15.0JC-4R/10075S

Generator - 15JC4N4C
 Control - Code 149 (W.D.612C2657)
 Code 391 (W.D.615B351)
 Code 208 (W.D.625A23)
 Code 221 (W.D.625A632)

Engine - Spec S
 Vacu-Flo Cooled
 *141D725 Carburetor (Gas)
 +102B549 Oil Base
 Oil Base Heater - Refer to Oil Base
 Oil Level Maintainer Kit - Refer to Oil Base

15.0JC-4R/10163S

Generator - 15JC4N4C
 Control - Code 150 (W.D.612C2658)
 Code 208 (W.D.625A23)
 Code 221 (W.D.625A632)
 Engine - Spec S
 Vacu-Flo Cooled
 *140K892 Carb. Air Heater Kit
 +102B549 Oil Base
 Oil Base Heater - Refer to Oil Base
 Oil Level Maintainer Kit - Refer to Oil Base

15.0JC-4R/10178S

Generator - 15JC/179
 Control - Code 161 (W.D.612C2737)
 Code 180 (W.D.615B218)
 Code 221 (W.D.625A632)
 Engine - Spec S
 Vacu-Flo Cooled
 *141D725 Carburetor (Gas)
 309A171 Hi-Temp. Cut-Off Switch
 338A337 Hi-Temp. Switch Bracket

15.0JC-4R/10238S

Generator - 15JC4N4C
 Control - Code 23 (W.D.612B1469)
 Code 32 (W.D.612B1543)
 Code 150 (W.D.612C2658)
 Code 221 (W.D.625A632)
 Engine - Spec S
 *140K893 Carb. Air Heater Kit
 *405A1424 Housing Assy. - NOTE:
 Uses #134D1810 Air
 Shutter Assy.

(Continue next page)

* - Refer to Accessory Section for Component Parts.
 + - See engine section for optional call outs.

MODEL DATA SECTION

243

15.0JC-4R/10238S (Continued)

309P196 Hi-Temp. Cut-Off Switch
309A195 Hi-Temp. Switch Bracket
508A126 Hi-Temp. Switch
Insulating Washer (2)
508A127 Hi-Temp. Switch
Insulating Bushing
332A876 Hi-Temp. Switch Terminal

15.0JC-4R31/8400S

Generator - 15JC4N4C
Control - Code 258 (W.D.612C3077)
Code 221 (W.D.625A632)
Engine - Spec S
*141D725 Carburetor (Gas)
307B845 Start Solenoid
306A195 Start Solenoid Bracket
307P312 Supply Line Fuel
Solenoid Valve -
Electric
149P558 Supply Line Fuel Strainer

15.0JC-4R31/8500S

Generator - 15JC4N4C
Control - Code 258 (W.D.612C3077)
Code 221 (W.D.625A632)
Engine - Spec S
Vacu-Flo Cooled
*141D725 Carburetor (Gas)
307B845 Start Solenoid
306A195 Start Solenoid Bracket
307P312 Supply Line Fuel
Solenoid Valve -
Electric
149P558 Supply Line Fuel Strainer

15.0JC-4R31/9280S

Generator - 15JC4N4C
Control - Code 322 (W.D.612C3630)
Code 205 (W.D.615B288)
Code 221 (W.D.625A632)
Engine - Spec S
*141D725 Carburetor (Gas)
307B845 Start Solenoid
306A195 Start Solenoid Bracket
307P312 Supply Line Fuel
Solenoid Valve -
Electric
149P558 Supply Line Fuel Strainer

15.0JC-4R31/9286S

Generator - 15JC4N4C
Control - Code 261 (W.D.612C3101)
Code 221 (W.D.625A632)
Engine - Spec S
*141D725 Carburetor (Gas)
307B845 Start Solenoid
306A195 Start Solenoid Bracket
307P312 Supply Line Fuel
Solenoid Valve -
Electric
149P558 Supply Line Fuel Strainer
309P206 Hi-Temp. Cut-Off Switch
309A195 Hi-Temp. Switch Bracket
508A126 Hi-Temp. Switch
Insulating Washer (2)

15.0JC-4R31/9286S (Continued)

508A127 Hi-Temp. Switch
Insulating Bushing
332A876 Hi-Temp. Switch
Terminal

15.0JC-4R31/9344S

Generator - 15JC4N4C
Control - Code 322 (W.D.612C3630)
Code 221 (W.D.625A632)
Engine - Spec S
*141D725 Carburetor (Gas)
307B845 Start Solenoid
306A195 Start Solenoid Bracket
307P312 Supply Line Fuel
Solenoid Valve -
Electric
149P558 Supply Line Fuel
Strainer

15.0JC-4R31/9428S

Generator - 15JC4N4C
Control - Code 258 (W.D.612C3077)
Code 221 (W.D.625A632)
Engine - Spec S
*141D725 Carburetor (Gas)
134D1805 Air Outlet Duct
307B845 Start Solenoid
306A195 Start Solenoid Bracket
338A470 Starter to Solenoid
Wiring Harness
307P312 Supply Line Fuel
Solenoid Valve -
Electric
149P558 Supply Line Fuel
Strainer

15.0JC-4R31/9552S

Generator - 15JC/179
Control - Code 271 (W.D.612C3310)
Code 221 (W.D.625A632)
Engine - Spec S
Vacu-Flo Cooled
*141D725 Carburetor (Gas)
307B845 Start Solenoid
306A195 Start Solenoid Bracket
309A171 Hi-Temp. Cut-Off
Switch
338A337 Hi-Temp. Switch
Wiring Harness
307P312 Supply Line Fuel
Solenoid Valve -
Electric
149P558 Supply Line Fuel
Strainer

15.0JC-4R31/9652S

Generator - 15JC4N4C
Control - Code 258 (W.D.612C3077)
Code 295 (W.D.615B300)
Code 208 (W.D.625A23)
Code 221 (W.D.625A632)
Engine - Spec S
*141D725 Carburetor (Gas)
+102B549 Oil Base
Oil Base Heater - Refer to Base
Oil Level Maintainer Kit - Refer
to Oil Base

15.0JC-4R31/9652S (Continued)

134D1805 Air Outlet Duct
307B845 Start Solenoid
306A195 Start Solenoid Bracket
338A470 Starter to Solenoid
Wiring Harness
307P312 Supply Line Fuel Solenoid
Valve - Electric
149P558 Supply Line Fuel Strainer

15.0JC-4R131/8814S

Generator - 15JC4N4C
Control - Code 258 (W.D.612C3077)
Code 221 (W.D.625A632)
Engine - Spec S
*141D725 Carburetor (LPG)
134D1805 Air Outlet Duct
307B845 Start Solenoid
306A195 Start Solenoid Bracket
307P312 Supply Line Fuel Solenoid
Valve - Electric
149P558 Supply Line Fuel Strainer

15.0JC-4XR/1018S

Generator - 15JC4XN1C
Control - Code 32 (W.D.612B1543)
Code 149 (W.D.612C2657)
Code 212 (W.D.625A423)
Engine - Spec S
*141D720 Carburetor (Gas-Gaso)
*405A1421 Housing Assy.

15.0JC-4XR/1983S

Generator - 15JC4XN1C
Control - Code 150 (W.D.612C2658)
Code 212 (W.D.625A423)
Engine - Spec S
*141D725 Carburetor (Gas)

15.0JC-4XR/2488S

Generator - 15JC4XN1C
Control - Code 149 (W.D.612C2657)
Code 177 (W.D.615B214)
Code 212 (W.D.625A423)
Engine - Spec S
*140K893 Carb. Air Heater Kit
134D1805 Air Outlet Duct


15.0JC-4XR/2731S

Generator - 15JC4XN1C
Control - Code 150 (W.D.612C2658)
Code 212 (W.D.625A423)
Engine - Spec S
*141D720 Carburetor (Gas-Gaso)
134D1805 Air Outlet Duct

15.0JC-4XR/2733S

Generator - 15JC4XN1C
Control - Code 149 (W.D.612C2657)
Code 177 (W.D.615B214)
Code 212 (W.D.625A423)
Engine - Spec S
*141D725 Carburetor (Gas)
134D1805 Air Outlet Duct

* - Refer to Accessory Section for Component Parts.
+ - See engine section for optional call outs.



MODEL DATA SECTION

15.0JC-4XR/3252S

Generator - 15JC4XN1C
Control - Code 150 (W.D.612C2658)
Code 177 (W.D.615B214)
Code 212 (W.D.625A423)
Engine - S
*141D725 Carburetor (Gas)
134D1805 Air Outlet Duct
309P196 Hi-Temp. Cut-Off Switch
309A195 Hi-Temp. Switch Bracket
508A126 Hi-Temp. Switch
Insulating Washer (2)
508A127 Hi-Temp. Switch
Insulating Bushing
332A876 Hi-Temp. Switch Terminal

15.0JC-4XR/6074S

Generator - 15JC4XN1C
Control - Code 150 (W.D.612C2658)
Code 212 (W.D.625A423)
Engine - Spec S
*141D720 Carburetor (Gas-Gaso)
*134D1810 Air Shutter Assy.
309P196 Hi-Temp. Cut-Off Switch
309A195 Hi-Temp. Switch Bracket
508A126 Hi-Temp. Switch
Insulating Washer (2)
508A127 Hi-Temp. Switch
Insulating Bushing
332A876 Hi-Temp. Switch Terminal

15.0JC-4XR/6153S

Generator - 15JC4XN1C
Control - Code 150 (W.D.612C2658)
Code 212 (W.D.625A423)
Engine - Spec S
*140K893 Carb. Air Heater Kit
*134D1810 Air Shutter Assy.
309P196 Hi-Temp. Cut-Off Switch
309A195 Hi-Temp. Switch Bracket
508A126 Hi-Temp. Switch
Insulating Washer (2)
508A127 Hi-Temp. Switch
Insulating Bushing
332A876 Hi-Temp. Switch Terminal

15.0JC-4XR/8100S

Generator - 15JC4XN1C
Control - Code 149 (W.D.612C2657)
Code 212 (W.D.625A423)
Engine - Spec S
Vacu-Flo Cooled
*140K892 Carb. Air Heater Kit

15.0JC-4XR/8706S

Generator - 15JC4XN1C
Control - Code 32 (W.D.612B1543)
Code 63 (W.D.612B1851)
Code 150 (W.D.612C2658)
Code 212 (W.D.625A423)
Engine - Spec S
*140K893 Carb. Air Heater Kit
*405A1422 Housing Assy.
309P196 Hi-Temp. Cut-Off Switch
309A195 Hi-Temp. Switch Bracket
508A126 Hi-Temp. Switch
Insulating Washer (2)

15.0JC-4XR/8706S (Continued)

508A127 Hi-Temp. Switch
Insulating Bushing
332A876 Hi-Temp. Switch
Terminal

15.0JC-4XR/8729S

Generator - 15JC4XN1C
Control - Code 150 (W.D.612C2658)
Code 186 (W.D.615B234)
Code 212 (W.D.625A423)
Engine - Spec S
Vacu-Flo Cooled
*141D725 Carburetor (Gas)
309P162 Hi-Temp. Cut-Off Switch
338A337 Hi-Temp. Switch Wiring
Harness

15.0JC-4XR/9010S

Generator - 15JC/133
Control - Code 241 (W.D.612C2910)
Code 201 (W.D.615B280)
Code 208 (W.D.625A23)
Code 212 (W.D.625A423)
Engine - Spec S
*141D725 Carburetor (Gas)
134D1805 Air Outlet Duct

15.0JC-4XR/9016S

Generator - 15JC/347
Control - Code 386 (W.D.612C4242)
Code 177 (W.D.615B214)
Code 212 (W.D.625A423)
Engine - Spec S
Vacu-Flo Cooled
*141D725 Carburetor (Gas)
*403A792 Skid Base Assy.
309P162 Hi-Temp. Cut-Off Switch
338A337 Hi-Temp. Switch Wiring
Harness

15.0JC-4XR/9250S

Generator - 15JC/133
Control - Code 159 (W.D.612C2735)
Code 201 (W.D.615B280)
Code 212 (W.D.625A423)
Engine - Spec S
*140K893 Carb. Air Heater Kit
*403A792 Skid Base Assy.
416B522 Battery Support Plate
134D1805 Air Outlet Duct
309P196 Hi-Temp. Cut-Off Switch
309A195 Hi-Temp. Switch Bracket
508A126 Hi-Temp. Switch
Insulating Washer (2)
508A127 Hi-Temp. Switch
Insulating Bushing
332A876 Hi-Temp. Switch
Terminal

15.0JC-4XR/9548S

Generator - 15JC/133
Control - Code 241 (W.D.612C2910)
Code 201 (W.D.615B280)
Code 208 (W.D.625A23)
Code 212 (W.D.625A423)
Engine - Spec S

15.0JC-4XR/9548S (Continued)

*141D720 Carburetor (Gas-Gaso)
102B549 Oil Base
102B558 Oil Base Heater

15.0JC-4XR/9549S

Generator - 15JC4XN1C
Control - Code 149 (W.D.612C2657)
Code 208 (W.D.625A23)
Code 212 (W.D.625A423)
Engine - Spec S
*141D720 Carburetor (Gas-Gaso)
+102B549 Oil Base
Oil Base Heater - Refer to Oil Base
Oil Level Maintainer Kit - Refer
to Oil Base

15.0JC-4XR/9592S

Generator - 15JC4XN1C
Control - Code 150 (W.D.612C2658)
Code 212 (W.D.625A423)
Engine - Spec S
*141D725 Carburetor (Gas)
*403A792 Skid Base Assy.
134D1805 Air Outlet Duct

15.0JC-4XR/9704S

Generator - 15JC/133
Control - Code 241 (W.D.612C2910)
Code 212 (W.D.625A423)
Engine - Spec S
*141D725 Carburetor (Gas)

15.0JC-4XR/9811S

Generator - 15JC/347
Control - Code 289 (W.D.612C3492)
Code 177 (W.D.615B214)
Code 215 (W.D.625A496)
Engine - Spec S
*141D725 Carburetor (Gas)

15.0JC-4XR/9959S

Generator - 15JC4XN1C
Control - Code 150 (W.D.612C2658)
Code 208 (W.D.625A23)
Code 212 (W.D.625A423)
Engine - Spec S
*141D725 Carburetor (Gas)
*134D1810 Air Shutter Assy.
+102B549 Oil Base
Oil Base Heater - Refer to Oil Base
Oil Level Maintainer Kit - Refer
to Oil Base
309P196 Hi-Temp. Cut-Off Switch
309A195 Hi-Temp. Switch Bracket
508A126 Hi-Temp. Switch
Insulating Washer (2)
508A127 Hi-Temp. Switch
Insulating Bushing
332A876 Hi-Temp. Switch Terminal

15.0JC-4XR/10073S

Generator - 15JC/133
Control - Code 32 (W.D.612B1543)
Code 63 (W.D.612B1851)
Code 159 (W.D.612C2735)
Code 212 (W.D.625A423)

(Continue next page)

* - Refer to Accessory Section for Component Parts.
+ - See engine section for optional call outs.

15.0JC-4XR/10073S (Continued)

Engine - Spec S
 *140K893 Carb. Air Heater Kit
 *405A1422 Housing Assy.
 *159A799 Fuel Tank Assy.
 309P196 Hi-Temp. Cut-Off Switch
 309A195 Hi-Temp. Switch Bracket
 508A126 Hi-Temp. Switch
 Insulating Washer (2)
 508A127 Hi-Temp. Switch
 Insulating Bushing
 332A876 Hi-Temp. Switch Terminal

15.0JC-4XR/10172S

Generator - 15JC/133
 Control - Code 161 (W.D.612C2737)
 Code 201 (W.D.615B280)
 Code 208 (W.D.625A23)
 Code 212 (W.D.625A423)
 Engine - Spec S
 *141D720 Carburetor (Gas-Gaso)
 +102B549 Oil Base
 Oil Base Heater - Refer to Oil
 Base
 Oil Level Maintainer Kit - Refer
 to Oil Base
 134D1805 Air Outlet Duct
 309P206 Hi-Temp. Cut-Off Switch
 309A195 Hi-Temp. Switch Bracket
 508A126 Hi-Temp. Switch
 Insulating Washer (2)
 508A127 Hi-Temp. Switch
 Insulating Bushing
 332A876 Hi-Temp. Switch Terminal

15.0JC-4XR31/8400S

Generator - 15JC4XN1C
 Control - Code 260 (W.D.612C3100)
 Code 212 (W.D.625A423)
 Engine - Spec S
 *141D725 Carburetor (Gas)
 307B845 Start Solenoid
 306A195 Start Solenoid Bracket
 338A470 Starter to Solenoid
 Wiring Harness
 307P312 Supply Line Fuel
 Solenoid Valve -
 Electric
 149P558 Supply Line Fuel Strainer

15.0JC-4XR31/8500S

Generator - 15JC4XN1C
 Control - Code 260 (W.D.612C3100)
 Code 212 (W.D.625A423)
 Engine - Spec S
 Vacu-Flo Cooled
 *141D725 Carburetor (Gas)
 307B845 Start Solenoid
 306A195 Start Solenoid Bracket
 307P312 Supply Line Fuel
 Solenoid Valve -
 Electric
 149P558 Supply Line Fuel Strainer

15.0JC-4XR31/9428S

Generator - 15JC4XN1C
 Control - Code 260 (W.D.612C3100)

15.0JC-4XR31/9428S (Continued)

Code 212 (W.D.625A423)
 Engine - Spec S
 *141D725 Carburetor (Gas)
 134D1805 Air Outlet Duct
 307B845 Start Solenoid
 306A195 Start Solenoid Bracket
 338A470 Starter to Solenoid
 Wiring Harness
 307P312 Supply Line Fuel
 Solenoid Valve -
 Electric
 149P558 Supply Line Fuel
 Strainer

15.0JC-4XR31/9731S

Generator - 15JC4XN1C
 Control - Code 387 (W.D.612C4248)
 Code 212 (W.D.625A423)
 Engine - Spec S
 *141D725 Carburetor (Gas)
 307B845 Start Solenoid
 306A195 Start Solenoid Bracket
 309P206 Hi-Temp. Cut-Off Switch
 309A195 Hi-Temp. Switch Bracket
 508A126 Hi-Temp. Switch
 Insulating Washer (2)
 508A127 Hi-Temp. Switch
 Insulating Bushing
 332A876 Hi-Temp. Switch
 Terminal
 307P312 Supply Line Fuel
 Solenoid Valve -
 Electric
 149P558 Supply Line Fuel
 Strainer

15.0JC-4XR31/10037S

Generator - 15JC/347
 Control - Code 389 (W.D.612C4267)
 Code 369 (W.D.615B334)
 Code 215 (W.D.625A496)
 Engine - Spec S
 *141D725 Carburetor (Gas)
 307B845 Start Solenoid
 306A195 Start Solenoid Bracket
 338A470 Starter to Solenoid
 Wiring Harness
 307P312 Supply Line Fuel
 Solenoid Valve -
 Electric
 149P558 Supply Line Fuel
 Strainer

15.0JC-5DR/1075S

Generator - 15JC5DN1C
 Control - Code 32 (W.D.612B1543)
 Code 149 (W.D.612C2657)
 Code 212 (W.D.625A423)
 Engine - Spec S
 *141D725 Carburetor (Gas)
 *405A1421 Housing Assy.

15.0JC-5DR/2123S

Generator - 15JC5DN1C
 Control - Code 32 (W.D.612B1543)
 Code 150 (W.D.612C2658)

15.0JC-5DR/2123S (Continued)

Code 212 (W.D.625A423)
 Engine - Spec S
 *140K893 Carb. Air Heater Kit
 *405A1421 Housing Assy.
 *159A799 Fuel Tank Assy.

15.0JC-5DR/2468S

Generator - 15JC5DN1C
 Control - Code 149 (W.D.612C2657)
 Code 212 (W.D.625A423)
 Engine - Spec S
 *140K893 Carb. Air Heater Kit
 134D1805 Air Outlet Duct

15.0JC-5DR/2823S

Generator - 15JC5DN1C
 Control - Code 32 (W.D.612B1543)
 Code 150 (W.D.612C2658)
 Code 212 (W.D.625A423)
 Engine - Spec S
 *140K893 Carb. Air Heater Kit
 *405A1421 Housing Assy.

15.0JC-5DR/3438S

Generator - 15JC5DN1C
 Control - Code 150 (W.D.612C2658)
 Code 190 (W.D.615B243)
 Code 212 (W.D.625A423)
 Engine - Spec S
 *141D725 Carburetor (Gas)
 134D1805 Air Outlet Duct
 309P196 Hi-Temp. Cut-Off Switch
 309A195 Hi-Temp. Switch Bracket
 508A126 Hi-Temp. Switch
 Insulating Washer (2)
 508A127 Hi-Temp. Switch
 Insulating Bushing
 332A876 Hi-Temp. Switch Terminal

15.0JC-5DR/3885S

Generator - 15JC5DN1C
 Control - Code 150 (W.D.612C2658)
 Code 178 (W.D.615B216)
 Code 212 (W.D.625A423)
 Engine - Spec S
 *141D725 Carburetor (Gas)
 309P196 Hi-Temp. Cut-Off Switch
 309A195 Hi-Temp. Switch Bracket
 508A126 Hi-Temp. Switch
 Insulating Washer (2)
 508A127 Hi-Temp. Switch
 Insulating Bushing
 332A876 Hi-Temp. Switch Terminal

15.0JC-5DR/5545S

Generator - 15JC/132
 Control - Code 159 (W.D.612C2735)
 Code 178 (W.D.615B216)
 Code 212 (W.D.625A423)
 Engine - Spec S
 *141D725 Carburetor (Gas)
 309P196 Hi-Temp. Cut-Off Switch
 309A195 Hi-Temp. Switch Bracket
 508A126 Hi-Temp. Switch
 Insulating Washer (2)

(Continue next page)

* - Refer to Accessory Section for Component Parts.

+ - See engine section for optional call outs.

MODEL DATA SECTION

15.0JC-5DR/5545S (Continued)

508A127 Hi-Temp. Switch
Insulating Bushing
332A876 Hi-Temp. Switch Terminal

15.0JC-5DR/8100S

Generator - 15JC5DN1C
Control - Code 149 (W.D.612C2657)
Code 212 (W.D.625A423)
Engine - Spec S
Vacu-Flo Cooled
*140K892 Carb. Air Heater Kit

15.0JC-5DR/8388S

Generator - 15JC5DN1C
Control - Code 150 (W.D.612C2658)
Code 212 (W.D.625A423)
Engine - Spec S
Vacu-Flo Cooled
*140K892 Carb. Air Heater Kit
309P162 Hi-Temp. Cut-Off Switch
338A337 Hi-Temp. Switch Wiring
Harness

15.0JC-5DR/8390S

Generator - 15JC5DN1C
Control - Code 149 (W.D.612C2657)
Code 212 (W.D.625A423)
Engine - Spec S
Vacu-Flo Cooled
*141D725 Carburetor (Gas)

15.0JC-5DR/8505S

Generator - 15JC5DN1C
Control - Code 150 (W.D.612C2658)
Code 212 (W.D.625A423)
Engine - Spec S
Vacu-Flo Cooled
*141D725 Carburetor (Gas)
309P162 Hi-Temp. Cut-Off Switch
338A337 Hi-Temp. Switch Wiring
Harness

15.0JC-5DR/9166S

Generator - 15JC/132
Control - Code 241 (W.D.612C2910)
Code 212 (W.D.625A423)
Engine - Spec S
Vacu-Flo Cooled
*141D720 Carburetor (Gas-Gaso)

15.0JC-5DR/9220S

Generator - 15JC/132
Control - Code 241 (W.D.612C2910)
Code 212 (W.D.625A423)
Engine - Spec S
Vacu-Flo Cooled
*140K892 Carb. Air Heater Kit
309P162 Hi-Temp. Cut-Off Switch
338A337 Hi-Temp. Switch Wiring
Harness

15.0JC-5DR/9254S

Generator - 15JC5DN1C
Control - Code 149 (W.D.612C2657)
Code 190 (W.D.615B243)
Code 212 (W.D.625A423)

15.0JC-5DR/9254S (Continued)

Engine - Spec S
*141D720 Carburetor (Gas-Gaso)
*403A792 Skid Base Assy.
416B522 Battery Support Plate

15.0JC-5DR/9277S

Generator - 15JC5DN1C
Control - Code 32 (W.D.612B1543)
Code 34 (W.D.612B1556)
Code 150 (W.D.612C2658)
Code 212 (W.D.625A423)
Engine - Spec S
*141D720 Carburetor (Gas-Gaso)
*405A1424 Housing Assy. - NOTE:
Uses #134D1810 Air
Shutter Assy.
*159A799 Fuel Tank Assy.

15.0JC-5DR/9511S

Generator - 15JC/132
Control - Code 32 (W.D.612B1543)
Code 34 (W.D.612B1556)
Code 159 (W.D.612C2735)
Code 208 (W.D.625A23)
Code 212 (W.D.625A423)

Engine - Spec S
*141D725 Carburetor (Gas)
*405A1724 Housing Assy.
309P196 Hi-Temp. Cut-Off Switch
309A195 Hi-Temp. Switch Bracket
508A126 Hi-Temp. Switch
Insulating Washer (2)
508A127 Hi-Temp. Switch
Insulating Bushing
332A876 Hi-Temp. Switch
Terminal
102B549 Oil Base
102B558 Oil Base Heater
155P360 Muffler
140A78 Muffler Mtg. Band (2)
155A949 Flex. Exhaust Tube

15.0JC-5DR/9526S

Generator - 15JC5DN1C
Control - Code 32 (W.D.612B1543)
Code 150 (W.D.612C2658)
Code 208 (W.D.625A23)
Code 212 (W.D.625A423)

301C1195 Blank Instrument Panel
Engine - Spec S
*141D725 Carburetor (Gas)
*405A1422 Housing Assy.
102B549 Oil Base
102B558 Oil Base Heater

15.0JC-5DR/9605S

Generator - 15JC5DN1C
Control - Code 32 (W.D.612B1543)
Code 149 (W.D.612C2657)
Code 212 (W.D.625A423)

Engine - Spec S
*141D725 Carburetor (Gas)
*405A1723 Housing Assy.
+102B549 Oil Base
Oil Base Heater - Refer to Oil
Base

15.0JC-5DR/9605S (Continued)

Oil Level Maintainer Kit - Refer
to Oil Base
155P360 Muffler
140A78 Muffler Mtg. Band (2)
155A949 Flex. Exhaust Tube

15.0JC-5DR/9757S

Generator - 15JC5DN1C
Control - Code 32 (W.D.612B1543)
Code 34 (W.D.612B1556)
Code 150 (W.D.612C2658)
Code 212 (W.D.625A423)
Engine - Spec S
*140K677 Oil Bath Air Cleaner Kit
*405A1424 Housing Assy. - NOTE:
Uses #134D1810 Air
Shutter Assy.
405A1651 Upper Front Panel -
Engine End
309P196 Hi-Temp. Cut-Off Switch
309A195 Hi-Temp. Switch Bracket
508A126 Hi-Temp. Switch
Insulating Washer (2)
508A127 Hi-Temp. Switch
Insulating Bushing
332A876 Hi-Temp. Switch Terminal

15.0JC-5DR/9791S

Generator - 15JC5DN1C
Control - Code 32 (W.D.612B1543)
Code 150 (W.D.612C2658)
Code 208 (W.D.625A23)
Code 212 (W.D.625A423)
Engine - Spec S
*140K893 Carburetor Air Heater
Kit
*405A1723 Housing Assembly
*159A799 Fuel Tank Kit
+102B549 Oil Base
Oil Base Heater - Refer to Oil
Base
Oil Level Maintainer Kit -
Refer to Oil Base
155P360 Exhaust Muffler
140A78 Muffler Mounting Band
(2)
155A949 Flexible Exhaust Tube
505-43 Pipe Elbow - 1-1/2 x 90°
309P196 Hi-Temp. Cut-Off Switch
309A195 Hi-Temp. Switch Bracket
508A126 Hi-Temp. Switch
Insulating Washer (2)
508A127 Hi-Temp. Switch
Insulating Bushing
332A876 Hi-Temp. Switch
Terminal

15.0JC-5DR/9839S

Generator - 15JC5DN1C
Control - Code 150 (W.D.612C2658)
Code 190 (W.D.615B243)
Code 212 (W.D.625A423)
Engine - Spec S
*141D725 Carburetor (Gas)
+102B549 Oil Base
Oil Base Heater - Refer to Oil Base
Oil Level Maintainer Kit - Refer
to Oil Base
309P196 Hi-Temp. Cut-Off Switch
(Continue next page)

* - Refer to Accessory Section for Component Parts.

+ - See engine section for optional call outs.

MODEL DATA SECTION

247

15.0JC-5DR/9839S (Continued)

309A195 Hi-Temp. Switch Bracket
508A126 Hi-Temp. Switch
Insulating Washer (2)
508A127 Hi-Temp. Switch
Insulating Bushing
332A876 Hi-Temp. Switch Terminal
134D1805 Air Outlet Duct

15.0JC-5DR/9887S

Generator - 15JC5DN1C
Control - Code 32 (W.D.612B1543)
Code 150 (W.D.612C2658)
Code 212 (W.D.625A423)
Engine - Spec S
*141D720 Carburetor (Gas-Gaso)
*405A1723 Housing Assy.
309P196 Hi-Temp. Cut-Off Switch
309A195 Hi-Temp. Switch Bracket
508A126 Hi-Temp. Switch
Insulating Washer (2)
508A127 Hi-Temp. Switch
Insulating Bushing
332A876 Hi-Temp. Switch Terminal
155P360 Muffler
140A78 Muffler Mtg. Band (2)
155A949 Flex. Exhaust Tube

15.0JC-5DR/9956S

Generator - 15JC/132
Control - Code 159 (W.D.612C2735)
Code 178 (W.D.615B216)
Code 212 (W.D.625A423)
Engine - Spec S
*141D725 Carburetor (Gas)
134D1805 Air Outlet Duct
309P196 Hi-Temp. Cut-Off Switch
309A195 Hi-Temp. Switch Bracket
508A126 Hi-Temp. Switch
Insulating Washer (2)
508A127 Hi-Temp. Switch
Insulating Bushing
332A876 Hi-Temp. Switch Terminal

15.0JC-5DR/10153S

Generator - 15JC5DN1C
Control - Code 237 (W.D.612C2873)
Code 178 (W.D.615B216)
Code 212 (W.D.625A423)
Engine - Spec S
Vacu-Flo Cooled
*141D725 Carburetor (Gas)
309A171 Hi-Temp. Cut-Off Switch
338A337 Hi-Temp. Switch Wiring
Harness

15.0JC-5DR/10236S

Generator - 15JC5DN1C
Control - Code 32 (W.D.612B1543)
Code 34 (W.D.612B1556)
Code 149 (W.D.612C2657)
Code 208 (W.D.625A23)
Code 212 (W.D.625A423)
Engine - Spec S
*140K893 Carb. Air Heater Kit
*405A1422 Housing Assy.
*159A799 Fuel Tank Assy.

15.0JC-5DR/10236S (Continued)

*102B549 Oil Base
Oil Base Heater - Refer to Oil
Base
Oil Level Maintainer Kit - Refer
to Oil Base

15.0JC-5DR/10328S

Generator - 15JC5DN1C
Control - Code 32 (W.D.612B1543)
Code 34 (W.D.612B1556)
Code 149 (W.D.612C2657)
Code 212 (W.D.625A423)
Engine - Spec S
*141D720 Carburetor (Gas-Gaso)
*405A1422 Housing Assy.
*159A799 Fuel Tank Assy.

15.0JC-5DR31/8400S

Generator - 15JC5DN1C
Control - Code 259 (W.D.612C3099)
Code 221 (W.D.625A632)
Engine - Spec S
*141D725 Carburetor (Gas)
307B845 Start Solenoid
306A195 Start Solenoid Bracket
338A470 Starter to Solenoid
Wiring Harness
307P312 Supply Line Fuel
Solenoid Valve -
Electric
149P558 Supply Line Fuel
Strainer

15.0JC-8R/1S

Generator - 15JC/254
Control - Code 149 (W.D.612C2657)
Code 307 (W.D.625A748)
Engine - Spec S
*140K894 Carb. Air Heater Kit

15.0JC-8R/9780S

Generator - 15JC/254
Control - Code 150 (W.D.612C2658)
Code 180 (W.D.615B218)
Code 307 (W.D.625A748)
Engine - Spec S
*140K894 Carb. Air Heater Kit
*403K792 Skid Base Assy.
416B522 Battery Support Plate

15.0JC-9XR/1869S

Generator - 15JC9XN1C
Control - Code 363 (W.D.612C4012)
Code 212 (W.D.625A423)
Engine - Spec S
*141D725 Carburetor (Gas)
154B1224 Intake Manifold
148A367 Vacuum Switch Regulator
502-53 Elbow - Vacuum Switch
505-98 Nipple - Close -
Vacuum Switch

15.0JC-99R/7786S

Generator - 15JC/390
Control - Code 339 (W.D.612C3774)
Code 371 (W.D.615B338)

15.0JC-99R/7786S (Continued)

Code 223 (W.D.625A711)
Engine - Spec S
*140K894 Carb. Air Heater Kit
309P196 Hi-Temp. Cut-Off Switch
309A195 Hi-Temp. Switch Bracket
508A126 Hi-Temp. Switch
Insulating Washer (2)
508A127 Hi-Temp. Switch
Insulating Bushing
332A876 Hi-Temp. Switch Terminal

15.0JC-99R/9212S

Generator - 15JC/276
Control - Code 32 (W.D.612B1543)
Code 129 (W.D.612B2449)
Code 168 (W.D.612C2807)
Code 221 (W.D.625A632)
Engine - Spec S
*140K893 Carb. Air Heater Kit
*405A1422 Housing Assy.
*159A799 Fuel Tank Assy.

15.0JC-99R/9609S

Generator - 15JC/276
Control - Code 32 (W.D.612B1543)
Code 93 (W.D.612B2185)
Code 255 (W.D.612C3045)
Code 221 (W.D.625A632)
Engine - Spec S
*140K893 Carb. Air Heater Kit
*405A1422 Housing Assy.
*159A799 Fuel Tank Assy.

15.0JC-99R/9975S

Generator - 15JC/276
Control - Code 32 (W.D.612B1543)
Code 129 (W.D.612B2449)
Code 168 (W.D.612C2807)
Code 221 (W.D.625A632)
Engine - Spec S
*140K893 Carb. Air Heater Kit
*405A1424 Housing Assy. - NOTE:
Uses #134D1810 Air
Shutter Assy.
309P196 Hi-Temp. Cut-Off Switch
309A195 Hi-Temp. Switch Bracket
508A126 Hi-Temp. Switch
Insulating Washer (2)
508A127 Hi-Temp. Switch
Insulating Bushing
332A876 Hi-Temp. Switch Terminal

15.0JC-299R/3452S

Generator - 15JC/366
Control - Code 327 (W.D.612C3662)
Code 378 (W.D.625A874)
Engine - Spec S
*141D720 Carburetor (Gas-Gaso)

10.0JC-53CR/6000S

Generator - 8JC53N4C
231E112 Engine to Generator
Adapter
Control - Code 388 (W.D.612C4250)
Code 222 (W.D.625A633)
Engine - Spec S

* - Refer to Accessory Section for Component Parts.

+ - See Engine Section for Optional Call Outs.

MODEL DATA SECTION

10.0JC-53CR/6000S (Continued)

Vacu-Flo Cooled
*140K892 Carburetor Air Heater
Kit

12.5JC-3CR/1T

Generator - 10JC3N4C
Control - Code 149 (W.D.612C2657)
Code 221 (W.D.625A632)
Engine - Spec T
*140K894 Carburetor Air Heater
Kit

12.5JC-3CR/12T

Generator - 10JC3N4C
Control - Code 149 (W.D.612C2657)
Code 221 (W.D.625A632)
Engine - Spec T
*141D720 Carburetor (Gas-Gaso)

12.5JC-3CR/13T

Generator - 10JC3N4C
Control - Code 149 (W.D.612C2657)
Code 221 (W.D.625A632)
Engine - Spec T
*141D725 Carburetor (Gas)

12.5JC-3CR/96T

Generator - 10JC3N4C
Control - Code 150 (W.D.612C2658)
Code 221 (W.D.625A632)
Engine - Spec T
*140K894 Carburetor Air Heater
Kit

12.5JC-3CR/1018S

Generator - 10JC3N4C
Control - Code 32 (W.D.612B1543)
Code 149 (W.D.612C2657)
Code 221 (W.D.625A632)
Engine - Spec S
*141D720 Carburetor (Gas-Gaso)
*405A1421 Housing Assy.

12.5JC-3CR/1041S

Generator - 10JC3N4C
Control - Code 32 (W.D.612B1543)
Code 149 (W.D.612C2657)
Code 221 (W.D.625A632)
Engine - Spec S
*405A1421 Housing Assy.
*159A799 Fuel Tank Assy.
*140K894 Carburetor Air Heater
Kit

12.5JC-3CR/1041T

Generator - 10JC3N4C
Control - Code 32 (W.D.612B1543)
Code 149 (W.D.612C2657)
Code 221 (W.D.625A632)
Engine - Spec T
*405A1421 Housing Assy.
*140K893 Carburetor Air Heater
Kit
*159A799 Fuel Tank Assy.

12.5JC-3CR/1126S

Generator - 10JC3N4C
Control - Code 32 (W.D.612B1543)
Code 150 (W.D.612C2658)
Code 221 (W.D.625A632)
Engine - Spec S
*405A1421 Housing Assy.
*141D720 Carburetor (Gas-Gaso)

12.5JC-3CR/1282T

Generator - 10JC3N4C
Control - Code 150 (W.D.612C2658)
Code 221 (W.D.625A632)
Engine - Spec T
*141D720 Carburetor (Gas-Gaso)
309P196 Hi-Temp. Cut-Off Switch
309A195 Hi-Temp. Switch
Bracket
508A126 Hi-Temp. Switch
Insulating Washer (2)
508A127 Hi-Temp. Switch
Insulating Bushing
332A876 Hi-Temp. Switch
Terminal

12.5JC-3CR/2198T

Generator - 10JC3N4C
Control - Code 150 (W.D.612C2658)
Code 221 (W.D.625A632)
Engine - Spec T
*140K894 Carburetor Air Heater
Kit
309P196 Hi-Temp. Cut-Off Switch
309A195 Hi-Temp. Switch
Bracket
508A126 Hi-Temp. Switch
Insulating Washer (2)
508A127 Hi-Temp. Switch
Insulating Bushing
332A876 Hi-Temp. Switch
Terminal

12.5JC-3CR/2442T

Generator - 10JC3N4C
Control - Code 149 (W.D.612D2657)
Code 221 (W.D.625A632)
Engine - Spec T
*141D720 Carburetor (Gas-Gaso)
134D1805 Air Outlet Duct

12.5JC-3CR/2539T

Generator - 10JC3N4C
Control - Code 149 (W.D.612C2657)
Code 221 (W.D.625A632)
Engine - Spec T
*141D725 Carburetor (Gas)
134D1805 Air Outlet Duct

12.5JC-3CR/2731T

Generator - 10JC3N4C
Control - Code 150 (W.D.612C2658)
Code 221 (W.D.625A632)
Engine - Spec T
*141D720 Carburetor (Gas-Gaso)
134D1805 Air Outlet Duct

12.5JC-3CR/3195T

Generator - 10JC3N4C
Control - Code 149 (W.D.612C2657)
Code 221 (W.D.625A632)
Engine - Spec T
*141D725 Carburetor (Gas)
309P196 Hi-Temp. Cut-Off Switch
309A195 Hi-Temp. Switch
Bracket
508A126 Hi-Temp. Switch
Insulating Washer (2)
508A127 Hi-Temp. Switch
Insulating Bushing
332A876 Hi-Temp. Switch
Terminal

12.5JC-3CR/3231S

Generator - 10JC3N4C
Control - Code 32 (W.D.612B1543)
Code 150 (W.D.612C2658)
Code 221 (W.D.625A632)
Engine - Spec S
*141D725 Carburetor (Gas)
*405A1421 Housing Assy.
309P196 Hi-Temp. Cut-Off Switch
309A195 Hi-Temp. Switch
Bracket
508A126 Hi-Temp. Switch
Insulating Washer (2)
508A127 Hi-Temp. Switch
Insulating Bushing
332A876 Hi-Temp. Switch
Terminal

12.5JC-3CR/3742T

Generator - 10JC3N4C
Control - Code 150 (W.D.612C2658)
Code 221 (W.D.625A632)
Engine - Spec T
*141D725 Carburetor (Gas)
134D1805 Air Outlet Duct
309P196 Hi-Temp. Cut-Off Switch
309A195 Hi-Temp. Switch
Bracket
508A126 Hi-Temp. Switch
Insulating Washer (2)
508A127 Hi-Temp. Switch
Insulating Bushing
332A876 Hi-Temp. Switch
Terminal

12.5JC-3CR/3819T

Generator - 10JC3N4C
Control - Code 149 (W.D.612C2657)
Code 221 (W.D.625A632)
Engine - Spec T
*141D725 Carburetor (Gas)
134D1805 Air Outlet Duct

* - Refer to Accessory Section for Component Parts.

MODEL DATA SECTION

249

12.5JC-3CR/3819T (Continued)

309P196 Hi-Temp. Cut-Off Switch
309A195 Hi-Temp. Switch Bracket
508A126 Hi-Temp. Switch Insulating Washer (2)
508A127 Hi-Temp. Switch Insulating Bushing
332A876 Hi-Temp. Switch Terminal

12.5JC-3CR/5663S

Generator - 10JC/216
Control - Code 159 (W.D.612C2735)
Code 221 (W.D.625A632)
Engine - Spec S
*140K894 Carburetor Air Heater Kit
309P196 Hi-Temp. Cut-Off Switch
309A195 Hi-Temp. Switch Bracket
508A126 Hi-Temp. Switch Insulating Washer (2)
508A127 Hi-Temp. Switch Insulating Bushing
332A876 Hi-Temp. Switch Terminal

12.5JC-3CR/6000T

Generator - 10JC3N4C
231E112 Engine to Generator Adapter
Control - Code 388 (W.D.612C4250)
Code 221 (W.D.625A632)
Engine - Spec T
Vacu-Flo Cooled
*140K892 Carburetor Air Heater Kit

12.5JC-3CR/6075S

Generator - 10JC3N4C
Control - Code 150 (W.D.612C2658)
Code 221 (W.D.625A632)
Engine - Spec S
*141D725 Carburetor (Gas)
*134D1810 Air Shutter Assembly
309P196 Hi-Temp. Cut-Off Switch
309A195 Hi-Temp. Switch Bracket
508A126 Hi-Temp. Switch Insulating Washer (2)
508A127 Hi-Temp. Switch Insulating Bushing
332A876 Hi-Temp. Switch Terminal

12.5JC-3CR/6153S

Generator - 10JC3N4C
Control - Code 150 (W.D.612C2658)
Code 221 (W.D.625A632)
Engine - Spec S
*134D1810 Air Shutter Assembly
*140K893 Carburetor Air Heater Kit
309P196 Hi-Temp. Cut-Off Switch
309A195 Hi-Temp. Switch Bracket

12.5JC-3CR/6153S (Continued)

508A126 Hi-Temp. Switch Insulating Washer (2)
508A127 Hi-Temp. Switch Insulating Bushing
332A876 Hi-Temp. Switch Terminal

12.5JC-3CR/6485S

Generator - 10JC3N4C
Control - Code 32 (W.D.612B1543)
Code 149 (W.D.612C2657)
Code 221 (W.D.625A632)
Engine - Spec S
*405A1723 Housing Assy.
*140K893 Carburetor Air Heater Kit
*159A789 Fuel Tank Kit
155P360 Exhaust Muffler
140A78 Muffler Mounting Bands (2)
155A949 Flexible Exhaust Tube

12.5JC-3CR/7161S

Generator - 10JC3N4C
Control - Code 150 (W.D.612C2658)
Code 221 (W.D.625A632)
Engine - Spec S
*140K893 Carburetor Air Heater Kit
*134D1810 Air Shutter Assembly

12.5JC-3CR/8100T

Generator - 10JC3N4C
Control - Code 149 (W.D.612C2657)
Code 221 (W.D.625A632)
Engine - Spec T
Vacu-Flo Cooled
*140K892 Carburetor Air Heater Kit

12.5JC-3CR/8388T

Generator - 10JC3N4C
Control - Code 150 (W.D.612C2658)
Code 221 (W.D.625A632)
Engine - Spec T
Vacu-Flo Cooled
*140K892 Carburetor Air Heater Kit
309P162 Hi-Temp. Cut-Off Switch
338A337 Hi-Temp. Switch Wiring Harness

12.5JC-3CR/8389T

Generator - 10JC3N4C
Control - Code 149 (W.D.612C2657)
Code 221 (W.D.625A632)
Engine - Spec T
Vacu-Flo Cooled
*141D720 Carburetor (Gas-Gaso)

12.5JC-3CR/8390T

Generator - 10JC3N4C
Control - Code 149 (W.D.612C2657)
Code 221 (W.D.625A632)
Engine - Spec T

12.5JC-3CR/8390T (Continued)

Vacu-Flo Cooled
*141D725 Carburetor (Gas)

12.5JC-3CR/8413S

Generator - 10JC3N4C
Control - Code 149 (W.D.612C2657)
Code 221 (W.D.625A632)
Engine - Spec S
*141D725 Carburetor (Gas)
*403A792 Skid Base Assembly
134D1805 Air Outlet Duct

12.5JC-3CR/8457T

Generator - 10JC3N4C
Control - Code 150 (W.D.612C2658)
Code 221 (W.D.625A632)
Engine - Spec T
Vacu-Flo Cooled
*140K892 Carburetor Air Heater Kit

12.5JC-3CR/8505T

Generator - 10JC3N4C
Control - Code 150 (W.D.612C2658)
Code 221 (W.D.625A632)
Engine - Spec T
Vacu-Flo Cooled
*141D725 Carburetor (Gas)
309P162 Hi-Temp. Cut-Off Switch
338A337 Hi-Temp. Switch Wiring Harness

12.5JC-3CR/8525T

Generator - 10JC3N4C
Control - Code 150 (W.D.612C2658)
Code 221 (W.D.625A632)
Engine - Spec T
Vacu-Flo Cooled
*141D720 Carburetor (Gas-Gaso)

12.5JC-3CR/8561T

Generator - 10JC3N4C
Control - Code 150 (W.D.612C2658)
Code 221 (W.D.625A632)
Engine - Spec T
Vacu-Flo Cooled
*141D720 Carburetor (Gas-Gaso)
309P162 Hi-Temp. Cut-Off Switch
338A337 Hi-Temp. Switch Wiring Harness

12.5JC-3CR/8675T

Generator - 10JC3N4C
Control - Code 32 (W.D.612B1543)
Code 149 (W.D.612C2657)
Code 221 (W.D.625A632)
301C1195 Blank Instrument Panel
Engine - Spec T
*141D720 Carburetor (Gas-Gaso)
*405A1422 Housing Assembly

12.5JC-3CR/9290T

Generator - 10JC3N4C
231E112 Engine to Generator Adapter

* - Refer to Accessory Section for Component Parts.

MODEL DATA SECTION

12.5JC-3CR/9290T (Continued)

Control - Code 388 (W.D.612C4250)
Code 221 (W.D.625A632)
Engine - Spec T
Vacu-Flo Cooled
*140K892 Carburetor Air Heater
Kit
309P162 Hi-Temp. Cut-Off Switch
338A337 Hi-Temp. Switch Wiring
Harness

12.5JC-3CR/9549S

Generator - 10JC3N4C
Control - Code 149 (W.D.612C2657)
Code 208 (W.D.625A23)
Code 221 (W.D.625A632)
Engine - Spec S
*141D720 Carburetor (Gas-Gaso)
+102B549 Oil Base
Oil Base Heater - Refer to Oil
Base
Oil Level Maintainer Kit - Refer
to Oil Base

12.5JC-3CR/9549T

Generator - 10JC3N4C
Control - Code 149 (W.D.612C2657)
Code 208 (W.D.625A23)
Code 221 (W.D.625A632)
Engine - Spec T
*141D720 Carburetor (Gas-Gaso)
+102B549 Oil Base
Oil Base Heater - Refer to Oil
Base
Oil Level Maintainer Kit - Refer
to Oil Base

12.5JC-3CR/9574T

Generator - 10JC3N4C
Control - Code 32 (W.D.612B1543)
Code 149 (W.D.612C2657)
Code 221 (W.D.625A632)
Code 208 (W.D.625A23)
Engine - Spec T
*405A1421 Housing Assy.
*141D725 Carburetor (Gas)
+102B549 Oil Base
Oil Base Heater - Refer to Oil
Base
Oil Level Maintainer Kit - Refer
to Oil Base

12.5JC-3CR/9616T

Generator - 10JC3N4C
Control - Code 32 (W.D.612B1543)
Code 149 (W.D.612C2657)
Code 221 (W.D.625A632)
Code 208 (W.D.625A23)
Engine - Spec T
*405A1421 Housing Assy.
*141D720 Carburetor (Gas)
+102B549 Oil Base
Oil Base Heater - Refer to Oil
Base
Oil Level Maintainer Kit - Refer
to Oil Base

12.5JC-3CR/9755S

Generator - 10JC3N4C
Control - Code 149 (W.D.612C2657)
Code 208 (W.D.625A23)
Code 221 (W.D.625A632)
Engine - Spec S
*141D725 Carburetor (Gas)
+102B549 Oil Base
Oil Base Heater - Refer to Oil
Base
Oil Level Maintainer Kit -
Refer to Oil Base
134D1805 Air Outlet Duct

12.5JC-3CR/9755T

Generator - 10JC3N4C
Control - Code 149 (W.D.612C2657)
Code 208 (W.D.625A23)
Code 221 (W.D.625A632)
Engine - Spec T
*141D725 Carburetor (Gas)
+102B549 Oil Base
Oil Base Heater - Refer to Oil
Base
Oil Level Maintainer Kit -
Refer to Oil Base
134D1805 Air Outlet Duct

12.5JC-3CR/9959T

Generator - 10JC3N4C
Control - Code 150 (W.D.612C2658)
Code 208 (W.D.625A23)
Code 221 (W.D.625A632)
Engine - Spec T
*141D725 Carburetor (Gas)
*134D1810 Air Shutter Assy.
+102B549 Oil Base
Oil Base Heater - Refer to Oil
Base
Oil Level Maintainer Kit -
Refer to Oil Base
309P196 Hi-Temp. Cut-Off
Switch
309A195 Hi-Temp. Switch
Bracket
508A126 Hi-Temp. Switch
Insulating Washer (2)
508A127 Hi-Temp. Switch
Insulating Bushing
332A876 Hi-Temp. Switch
Terminal

12.5JC-3CR/9964S

Generator - 10JC3N4C
Control - Code 32 (W.D.612B1543)
Code 149 (W.D.612C2657)
Code 208 (W.D.625A23)
Code 221 (W.D.625A632)
Engine - Spec S
*141D725 Carburetor (Gas)
*405A1723 Housing Assy.
+102B549 Oil Base
Oil Base Heater - Refer to Oil
Base
Oil Level Maintainer Kit -
Refer to Oil Base

12.5JC-3CR/9964S (Continued)

309P196 Hi-Temp. Cut-Off Switch
309A195 Hi-Temp. Switch
Bracket
508A126 Hi-Temp. Switch
Insulating Washer (2)
508A127 Hi-Temp. Switch
Insulating Bushing
332A876 Hi-Temp. Switch
Terminal
155P360 Exhaust Muffler
140A78 Muffler Mounting Bands
(2)
155A949 Flexible Exhaust Tube

12.5JC-3CR/10132T

Generator - 10JC3N4C
Control - Code 32 (W.D.612B1543)
Code 150 (W.D.612C2658)
Code 208 (W.D.625A23)
Code 221 (W.D.625A632)
Engine - Spec T
*141D725 Carburetor (Gas)
*405A1423 Housing Assy. - NOTE:
Uses #134D1810 Air
Shutter Assembly
+102B549 Oil Base
Oil Base Heater - Refer to Oil
Base
Oil Level Maintainer Kit -
Refer to Oil Base
309P196 Hi-Temp. Cut-Off Switch
309A195 Hi-Temp. Switch
Bracket
508A126 Hi-Temp. Switch
Insulating Washer (2)
508A127 Hi-Temp. Switch
Insulating Bushing
332A876 Hi-Temp. Switch
Terminal

12.5JC-3CR/10208S

Generator - 10JC3N4C
Control - Code 32 (W.D.612B1543)
Code 149 (W.D.612C2657)
Code 208 (W.D.625A23)
Code 221 (W.D.625A632)
Engine - Spec S
*141D725 Carburetor (Gas)
*405A1423 Housing Assy. - NOTE:
Uses #134D1810 Air
Shutter Assembly
+102B549 Oil Base
Oil Base Heater - Refer to Oil
Base
Oil Level Maintainer Kit -
Refer to Oil Base

12.5JC-3CR/10218S

Generator - 10JC3N4C
Control - Code 32 (W.D.612B1543)
Code 150 (W.D.612C2658)
Code 208 (W.D.625A23)
Code 221 (W.D.625A632)
Engine - Spec S
*141D725 Carburetor (Gas)

* - Refer to Accessory Section for Component Parts.

+ - See Engine Section for Optional Call Outs.

MODEL DATA SECTION

251

12.5JC-3CR/10218S (Continued)

*405A1421 Housing Assy.
+102B549 Oil Base
Oil Base Heater - Refer to Oil Base
Oil Level Maintainer Kit - Refer to Oil Base
309P196 Hi-Temp. Cut-Off Switch
309A195 Hi-Temp. Switch Bracket
508A126 Hi-Temp. Switch Insulating Washer (2)
508A127 Hi-Temp. Switch Insulating Bushing
332A876 Hi-Temp. Switch Terminal

12.5JC-3CR/10243S

Generator - 10JC3N4C
Control - Code 149 (W.D.612C2657)
Code 208 (W.D.625A23)
Code 221 (W.D.625A632)
Engine - Spec S
*140K894 Carburetor Air Heater Kit
*159A760 Reservoir Tank Assy.
+102B549 Oil Base
Oil Base Heater - Refer to Oil Base
Oil Level Maintainer Kit - Refer to Oil Base

12.5JC-3CR/10329S

Generator - 10JC3N4C
Control - Code 32 (W.D.612B1543)
Code 150 (W.D.612C2658)
Code 221 (W.D.625A632)
Engine - Spec S
*141D725 Carburetor (Gas)
*405A1725 Housing Assy.
+102B549 Oil Base
Oil Base Heater - Refer to Oil Base
Oil Level Maintainer Kit - Refer to Oil Base
155P360 Exhaust Muffler
140A78 Muffler Mounting Bands (2)
155A949 Flexible Exhaust Tubing

12.5JC-3CR/10503S

Generator - 10JC3N4C
Control - Code 150 (W.D.612C2658)
Code 208 (W.D.625A23)
Code 221 (W.D.625A632)
Engine - Spec S
*141D725 Carburetor (Gas)
+102B549 Oil Base
Oil Base Heater - Refer to Oil Base
Oil Level Maintainer Kit - Refer to Oil Base
134D1805 Air Outlet Duct

12.5JC-3CR/10503T

Generator - 10JC3N4C

12.5JC-3CR/10503T (Continued)

Control - Code 150 (W.D.612C2658)
Code 208 (W.D.625A23)
Code 221 (W.D.625A632)
Engine - Spec T
*141D725 Carburetor (Gas)
+102B549 Oil Base
Oil Base Heater - Refer to Oil Base
Oil Level Maintainer Kit - Refer to Oil Base
134D1805 Air Outlet Duct

12.5JC-3CR/10718S

Generator - 10JC3N4C
Control - Code 150 (W.D.612C2658)
Code 208 (W.D.625A23)
Code 221 (W.D.625A632)
Engine - Spec S
*141D720 Carburetor (Gas-Gaso)
+102B549 Oil Base
Oil Base Heater - Refer to Oil Base
Oil Level Maintainer Kit - Refer to Oil Base
134D1805 Air Outlet Duct
309P196 Hi-Temp. Cut-Off Switch
309A195 Hi-Temp. Switch Bracket
508A126 Hi-Temp. Switch Insulating Washer (2)
508A127 Hi-Temp. Switch Insulating Bushing
332A876 Hi-Temp. Switch Terminal

12.5JC-3CR/10784S

Generator - 10JC3N4C
Control - Code 32 (W.D.612B1543)
Code 149 (W.D.612C2657)
Code 208 (W.D.625A23)
Code 221 (W.D.625A632)
Engine - Spec S
*405A1423 Housing Assy. - NOTE:
Uses #134D1810 Air Shutter Assembly
*159A799 Fuel Tank Assy.
+102B549 Oil Base
Oil Base Heater - Refer to Oil Base
Oil Level Maintainer Kit - Refer to Oil Base
*140K893 Carburetor Air Heater Kit
309P196 Hi-Temp. Cut-Off Switch
309A195 Hi-Temp. Switch Bracket
508A126 Hi-Temp. Switch Insulating Washer (2)
508A127 Hi-Temp. Switch Insulating Bushing
332A876 Hi-Temp. Switch Terminal

12.5JC-3CR/10987S

Generator - 10JC/216

12.5JC-3CR/10987S (Continued)

Control - Code 159 (W.D.612C2735)
Code 208 (W.D.625A23)
Code 221 (W.D.625A632)
Engine - Spec S
*141D725 Carburetor (Gas)
*134D1810 Air Shutter Assy.
+102B549 Oil Base
Oil Base Heater - Refer to Oil Base
Oil Level Maintainer Kit - Refer to Oil Base
309P196 Hi-Temp. Cut-Off Switch
309A195 Hi-Temp. Switch Bracket
508A126 Hi-Temp. Switch Insulating Washer (2)
508A127 Hi-Temp. Switch Insulating Bushing
332A876 Hi-Temp. Switch Terminal

12.5JC-3CR/11222T

Generator - 10JC3N4C
Control - Code 32 (W.D.612B1543)
Code 149 (W.D.612C2657)
Code 221 (W.D.625A632)
Engine - Spec T
*405A1421 Housing Assy.
*140K677 Air Cleaner Kit

12.5JC-3CR/11234T

Generator - 10JC/216
Control - Code 159 (W.D.612C2735)
Code 208 (W.D.625A23)
Code 221 (W.D.625A632)
Engine - Spec T
*141D725 Carburetor (Gas)
+102B549 Oil Base
Oil Base Heater - Refer to Oil Base
Oil Level Maintainer Kit - Refer to Oil Base
134D1805 Air Outlet Duct

12.5JC-3CR/11314T

Generator - 10JC3N4C
Control - Code 150 (W.D.612C2658)
Code 208 (W.D.625A23)
Code 221 (W.D.625A632)
Engine - Spec T
*141D725 Carburetor (Gas)
+102B549 Oil Base
Oil Base Heater - Refer to Oil Base
Oil Level Maintainer Kit - Refer to Oil Base
134D1805 Air Outlet Duct
309P196 Hi-Temp. Cut-Off Switch
309A195 Hi-Temp. Switch Bracket
508A126 Hi-Temp. Switch Insulating Washer (2)
508A127 Hi-Temp. Switch Insulating Bushing
332A876 Hi-Temp. Switch Terminal

* - Refer to Accessory Section for Component Parts.

+ - See Engine Section for Optional Call Outs.

MODEL DATA SECTION

12.5JC-3CR/11499T

Generator - 10JC/216
 Control - Code 159 (W.D.612C2735)
 Code 208 (W.D.625A23)
 Code 221 (W.D.625A632)
 Engine - Spec T
 *141D720 Carburetor (Gas-Gaso)
 +102B549 Oil Base
 Oil Base Heater - Refer to Oil
 Base
 Oil Level Maintainer Kit -
 Refer to Oil Base
 309P196 Hi-Temp. Cut-Off Switch
 309A195 Hi-Temp. Switch Bracket
 508A126 Hi-Temp. Switch
 Insulating Washer (2)
 508A127 Hi-Temp. Switch
 Insulating Bushing
 332A876 Hi-Temp. Switch
 Terminal

12.5JC-3CR31/8400T

Generator - 10JC3N4C
 Control - Code 257 (W.D.612C3076)
 Code 221 (W.D.625A632)
 Engine - Spec T
 *141D725 Carburetor (Gas)
 307B845 Start Solenoid
 306A195 Start Solenoid Bracket
 338A470 Starter to Solenoid
 Wiring Harness
 307P312 Supply Line Fuel
 Solenoid Valve-Electric
 149P558 Supply Line Fuel
 Strainer

12.5JC-3CR31/9552S

Generator - 10JC/216
 Control - Code 284 (W.D.612C3422)
 Code 221 (W.D.625A632)
 Engine - Spec S
 Vacu-Flo Cooled
 *141D725 Carburetor (Gas)
 307B845 Start Solenoid
 306A195 Start Solenoid Mounting
 Bracket
 338A470 Starter to Solenoid
 Wiring Harness
 309A171 Hi-Temp. Cut-Off Switch
 338A337 Hi-Temp. Switch Wiring
 Harness
 307P312 Supply Line Fuel
 Solenoid Valve-Electric
 149P558 Supply Line Fuel
 Strainer

12.5JC-3CR31/10727S

Generator - 10JC3N4C
 Control - Code 257 (W.D.612C3076)
 Code 208 (W.D.625A23)
 Code 221 (W.D.625A632)
 Engine - Spec S
 *141D725 Carburetor (Gas)
 +102B549 Oil Base
 Oil Base Heater - Refer to Oil
 Base

12.5JC-3CR31/10727S (Continued)

Oil Level Maintainer Kit -
 Refer to Oil Base
 134D1805 Air Outlet Duct
 307B845 Start Solenoid
 306A195 Start Solenoid
 Mounting Bracket
 338A470 Starter to Solenoid
 Wiring Harness
 307P312 Supply Line Fuel
 Solenoid Valve-
 Electric
 149P558 Supply Line Fuel
 Strainer

12.5JC-3CR31/10799S

Generator - 10JC/216
 Control - Code 401 (W.D.612C4437)
 Code 221 (W.D.625A632)
 Engine - Spec S
 *141D725 Carburetor (Gas)
 307B845 Start Solenoid
 306A195 Start Solenoid
 Mounting Bracket
 309P206 Hi-Temp. Cut-Off Switch
 309A195 Hi-Temp. Switch
 Bracket
 508A126 Hi-Temp. Switch
 Insulating Washer (2)
 508A127 Hi-Temp. Switch
 Insulating Bushing
 332A876 Hi-Temp. Switch
 Terminal
 307P312 Supply Line Fuel
 Solenoid Valve -
 Electric
 149P558 Supply Line Fuel
 Strainer

12.5JC-3R/3438S

Generator - 10JC3N4C
 Control - Code 150 (W.D.612C2658)
 Code 173 (W.D.615B198)
 Code 221 (W.D.625A632)
 Engine - Spec S
 *141D725 Carburetor (Gas)
 134D1805 Air Outlet Duct
 309P196 Hi-Temp. Cut-Off Switch
 309A195 Hi-Temp. Switch
 Bracket
 508A126 Hi-Temp. Switch
 Insulating Washer (2)
 508A127 Hi-Temp. Switch
 Insulating Bushing
 332A876 Hi-Temp. Switch
 Terminal

12.5JC-3R/3570S

Generator - 10JC3N4C
 Control - Code 32 (W.D.612B1543)
 Code 58 (W.D.612B1786)
 Code 149 (W.D.612C2657)
 Code 221 (W.D.625A632)
 Engine - Spec S
 *141D725 Carburetor (Gas)
 *405A1422 Housing Assy.

12.5JC-3R/8451T

Generator - 10JC3N4C
 Control - Code 32 (W.D.612B1543)
 Code 35 (W.D.612B1559)
 Code 149 (W.D.612C2657)
 Code 221 (W.D.625A632)
 Engine - Spec T
 *141D725 Carburetor (Gas)
 *405A1422 Housing Assy.

12.5JC-3R/8574S

Generator - 10JC/216
 Control - Code 32 (W.D.612B1543)
 Code 35 (W.D.612B1559)
 Code 159 (W.D.612C2735)
 Code 221 (W.D.625A632)
 Engine - Spec S
 *405A1422 Housing Assy.
 *140K893 Carburetor Air Heater
 Kit
 309P196 Hi-Temp. Cut-Off Switch
 309A195 Hi-Temp. Switch Bracket
 508A126 Hi-Temp. Switch
 Insulating Washer (2)
 508A127 Hi-Temp. Switch
 Insulating Bushing
 332A876 Hi-Temp. Switch
 Terminal

12.5JC-3R/8705S

Generator - 10JC3N4C
 Control - Code 32 (W.D.612B1543)
 Code 59 (W.D.612B1786)
 Code 150 (W.D.612C2658)
 Code 221 (W.D.625A632)
 Engine - Spec S
 *405A1724 Housing Assy.
 *159A799 Fuel Tank Kit
 155P360 Exhaust Muffler
 140A78 Muffler Mounting Band
 (2)
 155A949 Flexible Exhaust Tube
 505-43 Pipe Elbow - 1-1/2 x
 90°

12.5JC-3R/9419S

Generator - 10JC3N4C
 Control - Code 32 (W.D.612B1543)
 Code 35 (W.D.612B1559)
 Code 150 (W.D.612C2658)
 Code 221 (W.D.625A632)
 Engine - Spec S
 *141D725 Carburetor (Gas)
 *405A1422 Housing Assy.
 309P196 Hi-Temp. Cut-Off Switch
 309A195 Hi-Temp. Switch Bracket
 508A126 Hi-Temp. Switch
 Insulating Washer (2)
 508A127 Hi-Temp. Switch
 Insulating Bushing
 332A876 Hi-Temp. Switch
 Terminal

12.5JC-3R/10134S

Generator - 10JC/216

* - Refer to Accessory Section for Component Parts.
 + - See Engine Section for Optional Call Outs.

MODEL DATA SECTION

253

12.5JC-3R/10134S (Continued)

Control - Code 159 (W.D.612C2735)
Code 173 (W.D.615B198)
Code 221 (W.D.625A632)

Engine - Spec S
Vacu-Flo Cooled
*141D725 Carburetor (Gas)
309P162 Hi-Temp. Cut-Off Switch
338A337 Hi-Temp. Switch Wiring Harness

12.5JC-3R/10401S

Generator - 10JC/216
Control - Code 253 (W.D.612C3008)
Code 174 (W.D.615B199)
Code 208 (W.D.625A23)
Code 221 (W.D.625A632)

Engine - Spec S
*140K894 Carburetor Air Heater Kit
+102B549 Oil Base
Oil Base Heater - Refer to Oil Base
Oil Level Maintainer Kit - Refer to Oil Base
309P196 Hi-Temp. Cut-Off Switch
309A195 Hi-Temp. Switch Bracket
508A126 Hi-Temp. Switch
Insulating Washer (2)
508A127 Hi-Temp. Switch
Insulating Bushing
332A876 Hi-Temp. Switch Terminal

12.5JC-3R/10448S

Generator - 10JC3N4C
Control - Code 150 (W.D.612C2658)
Code 174 (W.D.615B199)
Code 208 (W.D.625A23)
Code 221 (W.D.625A632)

Engine - Spec S
*140K894 Carburetor Air Heater Kit
+102B549 Oil Base
Oil Base Heater - Refer to Oil Base
Oil Level Maintainer Kit - Refer to Oil Base
309P196 Hi-Temp. Cut-Off Switch
309A195 Hi-Temp. Switch Bracket
508A126 Hi-Temp. Switch
Insulating Washer (2)
508A127 Hi-Temp. Switch
Insulating Bushing
332A876 Hi-Temp. Switch Terminal

12.5JC-3R/10450S

Generator - 10JC3N4C
Control - Code 32 (W.D.612B1543)
Code 59 (W.D.612B1786)
Code 149 (W.D.612C2657)
Code 208 (W.D.625A23)
Code 221 (W.D.625A632)

Engine - Spec S
*405A1422 Housing Assy.

12.5JC-3R/10450S (Continued)

*140K893 Carburetor Air Heater Kit
+102B549 Oil Base
Oil Base Heater - Refer to Oil Base
Oil Level Maintainer Kit - Refer to Oil Base

12.5JC-3R/10974S

Generator - 10JC/216
Control - Code 161 (W.D.612C2737)
Code 173 (W.D.615B198)
Code 221 (W.D.625A632)

Engine - Spec S
Vacu-Flo Cooled
*159B760 Reservoir Tank Assy.
*140K892 Carburetor Air Heater Kit

12.5JC-3R/10980S

Generator - 10JC/369
Control - Code 402 (W.D.612C4457)
Code 173 (W.D.615B198)
Code 223 (W.D.625A711)

Engine - Spec S
*159B760 Reservoir Tank Assy.
*140K893 Carburetor Air Heater Kit
134D1805 Air Outlet Duct
309P206 Hi-Temp. Cut-Off Switch
309A195 Hi-Temp. Switch Bracket
508A126 Hi-Temp. Switch
Insulating Washer (2)
508A127 Hi-Temp. Switch
Insulating Bushing
332A876 Hi-Temp. Switch Terminal

12.5JC-3R/11006S

Generator - 10JC/216
Control - Code 159 (W.D.612C2735)
Code 173 (W.D.615B198)
Code 208 (W.D.625A23)
Code 221 (W.D.625A632)

Engine - Spec S
*140K893 Carburetor Air Heater Kit
+102B549 Oil Base
Oil Base Heater - Refer to Oil Base
Oil Level Maintainer Kit - Refer to Oil Base
134D1805 Air Outlet Duct
309P196 Hi-Temp. Cut-Off Switch
309A195 Hi-Temp. Switch Bracket
508A126 Hi-Temp. Switch
Insulating Washer (2)
508A127 Hi-Temp. Switch
Insulating Bushing
332A876 Hi-Temp. Switch Terminal

12.5JC-3R/11334T

Generator - 10JC3N4C

12.5JC-3R/11334T (Continued)

Control - Code 32 (W.D.612B1543)
Code 59 (W.D.612B1786)
Code 149 (W.D.612C2657)
Code 208 (W.D.625A23)
Code 221 (W.D.625A632)

Engine - Spec T
*405A1424 Housing Assy. NOTE: Uses #134D1810 Air Shutter Assembly

*141D725 Carburetor (Gas)
+102B549 Oil Base
Oil Base Heater - Refer to Oil Base
Oil Level Maintainer Kit - Refer to Oil Base

12.5JC-3R/11342T

Generator - 10JC/216
Control - Code 159 (612C2735)
Code 173 (615B198)
Code 221 (625A632)

Engine - Spec T
Vacu-Flo Cooled
*141D720 Carburetor (Gas-Gaso)

12.5JC-3R/11538T

Generator - 10JC3N4C
Control - Code 150 (W.D.612C2658)
Code 173 (W.D.615B198)
Code 221 (W.D.625A632)

Engine - Spec T
*140K893 Carburetor Air Heater Kit
*134D1810 Air Shutter Assembly

12.5JC-3R/11546T

Generator - 10JC3N4C
Control - Code 32 (W.D.612B1543)
Code 35 (W.D.612B1559)
Code 150 (W.D.612C2658)
Code 221 (W.D.625A632)

Engine - Spec T
*405A1422 Housing Assembly
*159A799 Fuel Tank Assembly
*140K677 Oil Bath Air Cleaner Kit
309P196 Hi-Temp. Cut-Off Switch
309A195 Hi-Temp. Switch Bracket
508A126 Hi-Temp. Switch
Insulating Washer (2)
508A127 Hi-Temp. Switch
Insulating Bushing
332A876 Hi-Temp. Switch Terminal

12.5JC-4R/1T

Generator - 10JC4N4C
Control - Code 149 (W.D.612C2657)
Code 221 (W.D.625A632)
Engine - Spec T

12.5JC-4R/12T

Generator - 10JC4N4C
Control - Code 149 (W.D.612C2657)
Code 221 (W.D.625A632)

* - Refer to Accessory Section for Component Parts.
+ - See Engine Section for Optional Call Outs.

MODEL DATA SECTION

12.5JC-4R/12T (Continued)

Engine - Spec T
*141D720 Carburetor (Gas-Gaso)

12.5JC-4R/13T

Generator - 10JC4N4C
Control - Code 149 (W.D.612C2657)
Code 221 (W.D.625A632)
Engine - Spec T
*141D725 Carburetor (Gas)

12.5JC-4R/96T

Generator - 10JC4N4C
Control - Code 150 (W.D.612C2658)
Code 221 (W.D.625A632)
Engine - Spec T
*140K894 Carburetor Air Heater
Kit

12.5JC-4R/1075T

Generator - 10JC4N4C
Control - Code 32 (W.D.612B1543)
Code 149 (W.D.612C2657)
Code 221 (W.D.625A632)
Engine - Spec T
*141D725 Carburetor (Gas)
*405A1421 Housing Assembly

12.5JC-4R/1869T

Generator - 10JC4N4C
Control - Code 329 (W.D.612C3686)
Code 221 (W.D.625A632)
Engine - Spec T
*141D725 Carburetor (Gas)
154B1224 Intake Manifold
148P367 Vacuum Switch
502A53 Vacuum Switch Elbow

12.5JC-4R/2442T

Generator - 10JC4N4C
Control - Code 149 (W.D.612C2657)
Code 221 (W.D.625A632)
Engine - Spec T
*141D720 Carburetor (Gas-Gaso)
134D1805 Air Outlet Duct

12.5JC-4R/2539T

Generator - 10JC4N4C
Control - Code 149 (W.D.612C2657)
Code 221 (W.D.625A632)
Engine - Spec T
*141D725 Carburetor (Gas)
134D1805 Air Outlet Duct

12.5JC-4R/2681S

Generator - 10JC4N4C
Control - Code 149 (W.D.612C2657)
Code 180 (W.D.615B218)
Code 221 (W.D.625A632)
Engine - Spec S
*141D725 Carburetor (Gas)
134D1805 Air Outlet Duct

12.5JC-4R/2681T

Generator - 10JC4N4C
Control - Code 149 (W.D.612C2657)

12.5JC-4R/2681T (Continued)

Code 180 (W.D.615B218)
Code 221 (W.D.625A632)
Engine - Spec T
*141D725 Carburetor (Gas)
134D1805 Air Outlet Duct

12.5JC-4R/2731T

Generator - 10JC4N4C
Control - Code 150 (W.D.612C2658)
Code 221 (W.D.625A632)
Engine - Spec T
*141D720 Carburetor (Gas-Gaso)
134D1805 Air Outlet Duct

12.5JC-4R/2733T

Generator - 10JC4N4C
Control - Code 149 (W.D.612C2657)
Code 175 (W.D.615B202)
Code 221 (W.D.625A632)
Engine - Spec T
*141D725 Carburetor (Gas)
134D1805 Air Outlet Duct

12.5JC-4R/2896T

Generator - 10JC4N4C
Control - Code 150 (W.D.612C2658)
Code 221 (W.D.625A632)
Engine - Spec T
*141D725 Carburetor (Gas)
309P196 Hi-Temp. Cut-Off Switch
309A195 Hi-Temp. Switch Bracket
508A126 Hi-Temp. Switch
Insulating Washer (2)
508A127 Hi-Temp. Switch
Insulating Bushing
332A876 Hi-Temp. Switch
Terminal

12.5JC-4R/3742T

Generator - 10JC4N4C
Control - Code 150 (W.D.612C2658)
Code 221 (W.D.625A632)
Engine - Spec T
*141D725 Carburetor (Gas)
134D1805 Air Outlet Duct
309P196 Hi-Temp. Cut-Off Switch
309A195 Hi-Temp. Switch Bracket
508A126 Hi-Temp. Switch
Insulating Washer (2)
508A127 Hi-Temp. Switch
Insulating Bushing
332A876 Hi-Temp. Switch
Terminal

12.5JC-4R/6213T

Generator - 10JC4N4C
Control - Code 32 (W.D.612B1543)
Code 149 (W.D.612C2657)
Code 221 (W.D.625A632)
Engine - Spec T
*141D725 Carburetor (Gas)
*405A1421 Housing Assembly
309P196 Hi-Temp. Cut-Off Switch
309A195 Hi-Temp. Switch Bracket
508A126 Hi-Temp. Switch
Insulating Washer (2)

12.5JC-4R/6213T (Continued)

508A127 Hi-Temp. Switch
Insulating Bushing
332A876 Hi-Temp. Switch
Terminal

12.5JC-4R/6428T

Generator - 10JC/214
Control - Code 159 (W.D.612C2735)
Code 221 (W.D.625A632)
Engine - Spec T
*141D725 Carburetor (Gas)
309P196 Hi-Temp. Cut-Off Switch
309A195 Hi-Temp. Switch Bracket
508A126 Hi-Temp. Switch
Insulating Washer (2)
508A127 Hi-Temp. Switch
Insulating Bushing
332A876 Hi-Temp. Switch
Terminal

12.5JC-4R/7296T

Generator - 10JC4N4C
Control - Code 237 (W.D.612C2873)
Code 221 (W.D.625A632)
Engine - Spec T
*141D725 Carburetor (Gas)
309P206 Hi-Temp. Cut-Off Switch
309A195 Hi-Temp. Switch Bracket
508A126 Hi-Temp. Switch
Insulating Washer (2)
508A127 Hi-Temp. Switch
Insulating Bushing
332A876 Hi-Temp. Switch
Terminal

12.5JC-4R/7322S

Generator - 10JC4N4C
Control - Code 32 (W.D.612B1543)
Code 149 (W.D.612C2657)
Code 221 (W.D.625A632)
Engine - Spec S
*141D725 Carburetor (Gas)
*405A1423 Housing Assy. NOTE:
Uses #134D1810 Air
Shutter Assembly

12.5JC-4R/8390T

Generator - 10JC4N4C
Control - Code 149 (W.D.612C2657)
Code 221 (W.D.625A632)
Engine - Spec T
Vacu-Flo Cooled
*141D725 Carburetor (Gas)

12.5JC-4R/8405S

Generator - 10JC/214
Control - Code 159 (W.D.612C2735)
Code 221 (W.D.625A632)
Engine - Spec S
*140K893 Carburetor Air Heater
Kit
*159B760 Reservoir Tank Assy.
*134D1810 Air Shutter Assembly
309P196 Hi-Temp. Cut-Off Switch
309A195 Hi-Temp. Switch Bracket

* - Refer to Accessory Section for Component Parts.

MODEL DATA SECTION

255

12.5JC-4R/8405S (Continued)

- 508A126 Hi-Temp. Switch
Insulating Washer (2)
- 508A127 Hi-Temp. Switch
Insulating Bushing
- 332A876 Hi-Temp. Switch
Terminal

12.5JC-4R/8490S

- Generator - 10JC4N4C
- Control - Code 149 (W.D.612C2657)
Code 221 (W.D.625A632)
- Engine - Spec S
- *141D725 Carburetor (Gas)
- *403A792 Skid Base Assembly

12.5JC-4R/8490T

- Generator - 10JC4N4C
- Control - Code 149 (W.D.612C2657)
Code 221 (W.D.625A632)
- Engine - Spec T
- *141D725 Carburetor (Gas)
- *403A792 Skid Base Assembly

12.5JC-4R/8525T

- Generator - 10JC4N4C
- Control - Code 150 (W.D.612C2658)
Code 221 (W.D.625A632)
- Engine - Spec T
- Vacu-Flo Cooled
- *141D720 Carburetor (Gas-Gaso)

12.5JC-4R/8671T

- Generator - 10JC4N4C
- Control - Code 32 (W.D.612B1543)
Code 149 (W.D.612C2657)
Code 221 (W.D.625A632)
- 301C1195 Blank Instrument Panel
- Engine - Spec T
- *140K893 Carburetor Air Heater
Kit
- *405A1422 Housing Assembly

12.5JC-4R/8675T

- Generator - 10JC4N4C
- Control - Code 32 (W.D.612B1543)
Code 149 (W.D.612C2657)
Code 221 (W.D.625A632)
- 301C1195 Blank Instrument Panel
- Engine - Spec T
- *141D720 Carburetor (Gas-Gaso)
- *405A1422 Housing Assembly

12.5JC-4R/8689S

- Generator - 10JC4N4C
- Control - Code 150 (W.D.612C2658)
Code 221 (W.D.625A632)
- Engine - Spec S
- Vacu-Flo Cooled
- *141D725 Carburetor (Gas)

12.5JC-4R/8721T

- Generator - 10JC4N4C
- Control - Code 237 (W.D.612C2873)
Code 221 (W.D.625A632)
- Engine - Spec T

12.5JC-4R/8721T (Continued)

- Vacu-Flo Cooled
- *141D725 Carburetor (Gas)
- 309A171 Hi-Temp. Cut-Off Switch
- 338A337 Hi-Temp. Switch Wiring
Harness

12.5JC-4R/8812S

- Generator - 10JC4N4C
- Control - Code 237 (W.D.612C2873)
Code 221 (W.D.625A632)
- Engine - Spec S
- Vacu-Flo Cooled
- *141D720 Carburetor (Gas-Gaso)
- 309P171 Hi-Temp. Cut-Off Switch
- 338A337 Hi-Temp. Switch Wiring
Harness

12.5JC-4R/9549T

- Generator - 10JC4N4C
- Control - Code 149 (W.D.612C2657)
Code 208 (W.D.625A23)
Code 221 (W.D.625A632)
- Engine - Spec T
- *141D720 Carburetor (Gas-Gaso)
- +102B549 Oil Base
- Oil Base Heater - Refer to Oil
Base
- Oil Level Maintainer Kit -
Refer to Oil Base

12.5JC-4R/9959T

- Generator - 10JC4N4C
- Control - Code 150 (W.D.612C2658)
Code 208 (W.D.625A23)
Code 221 (W.D.625A632)
- Engine - Spec T
- *141D725 Carburetor (Gas)
- *134D1810 Air Shutter Assembly
- +102B549 Oil Base
- Oil Base Heater - Refer to Oil
Base
- Oil Level Maintainer Kit -
Refer to Oil Base
- 309P196 Hi-Temp. Cut-Off Switch
- 309A195 Hi-Temp. Switch Bracket
- 508A126 Hi-Temp. Switch
Insulating Washer (2)
- 508A127 Hi-Temp. Switch
Insulating Bushing
- 332A876 Hi-Temp. Switch
Terminal

12.5JC-4R/10132T

- Generator - 10JC4N4C
- Control - Code 32 (W.D.612B1543)
Code 150 (W.D.612C2658)
Code 208 (W.D.625A23)
Code 221 (W.D.625A632)
- Engine - Spec T
- *141D725 Carburetor (Gas)
- *405A1423 Housing Assy. - NOTE:
Uses #134D1810 Air
Shutter Assembly
- +102B549 Oil Base

12.5JC-4R/10132T (Continued)

- Oil Base Heater - Refer to Oil
Base
- Oil Level Maintainer Kit -
Refer to Oil Base
- 309P196 Hi-Temp. Cut-Off Switch
- 309A195 Hi-Temp. Switch Bracket
- 508A126 Hi-Temp. Switch
Insulating Washer (2)
- 508A127 Hi-Temp. Switch
Insulating Bushing
- 332A876 Hi-Temp. Switch
Terminal

12.5JC-4R/10247T

- Generator - 10JC/214
- Control - Code 32 (W.D.612B1543)
Code 161 (W.D.612C2737)
Code 175 (W.D.615B202)
Code 208 (W.D.625A23)
Code 221 (W.D.625A632)
- Engine - Spec T
- *141D725 Carburetor (Gas)
- *405A1423 Housing Assy. - NOTE:
Uses #134D1810 Air
Shutter Assembly
- +102B549 Oil Base
- Oil Base Heater - Refer to Oil
Base
- Oil Level Maintainer Kit -
Refer to Oil Base
- 309P206 Hi-Temp. Cut-Off Switch
- 309A195 Hi-Temp. Switch Bracket
- 508A126 Hi-Temp. Switch
Insulating Washer (2)
- 508A127 Hi-Temp. Switch
Insulating Bushing
- 332A876 Hi-Temp. Switch
Terminal

12.5JC-4R/10327S

- Generator - 10JC4N4C
- Control - Code 150 (W.D.612C2658)
Code 391 (W.D.615B351)
Code 221 (W.D.625A632)
- Engine - Spec S
- Vacu-Flo Cooled
- *141D720 Carburetor (Gas-Gaso)

12.5JC-4R/10350S

- Generator - 10JC/219
- Control - Code 157 (W.D.612C2733)
Code 391 (W.D.615B351)
Code 223 (W.D.625A711)
- Engine - Spec S
- Vacu-Flo Cooled
- *140K892 Carburetor Air Heater
Kit
- *159B760 Reservoir Tank Assy.
- 309P162 Hi-Temp. Cut-Off Switch
- 338A337 Hi-Temp. Switch Wiring
Harness

12.5JC-4R/10364T

- Generator - 10JC/214
- Control - Code 159 (W.D.612C2735)
Code 391 (W.D.615B351)

* - Refer to Accessory Section for Component Parts.
+ - See Engine Section for Optional Call Outs.

MODEL DATA SECTION

12.5JC-4R/10364T (Continued)

Code 221 (W.D.625A632)
 Engine - Spec T
 *141D725 Carburetor (Gas)

12.5JC-4R/10427S

Generator - 10JC/214
 Control - Code 161 (W.D.612C2737)
 Code 175 (W.D.615B202)
 Code 221 (W.D.625A632)
 Engine - Spec S
 *141D725 Carburetor (Gas)
 *134D1810 Air Shutter Assembly
 309P206 Hi-Temp. Cut-Off Switch
 309A195 Hi-Temp. Switch Bracket
 508A126 Hi-Temp. Switch
 Insulating Washer (2)
 508A127 Hi-Temp. Switch
 Insulating Bushing
 332A876 Hi-Temp. Switch
 Terminal

12.5JC-4R/10448S

Generator - 10JC4N4C
 Control - Code 150 (W.D.612C2658)
 Code 175 (W.D.615B202)
 Code 208 (W.D.625A23)
 Code 221 (W.D.625A632)
 Engine - Spec S
 *140K894 Carburetor Air Heater
 Kit
 +102B549 Oil Base
 Oil Base Heater - Refer to Oil
 Base
 Oil Level Maintainer Kit -
 Refer to Oil Base
 309P196 Hi-Temp. Cut-Off Switch
 309A195 Hi-Temp. Switch Bracket
 508A126 Hi-Temp. Switch
 Insulating Washer (2)
 508A127 Hi-Temp. Switch
 Insulating Bushing
 332A876 Hi-Temp. Switch
 Terminal

12.5JC-4R/10549S

Generator - 10JC4N4C
 Control - Code 23 (W.D.612B1469)
 Code 32 (W.D.612B1543)
 Code 150 (W.D.612C2658)
 Code 221 (W.D.625A632)
 Engine - Spec S
 *141C720 Carburetor (Gas-Gaso)
 *405A1724 Housing Assembly
 155P360 Exhaust Muffler
 140A78 Muffler Mounting Bands
 155A949 Flexible Exhaust Tube
 505-43 Pipe Elbow - 1-1/2 x 90°
 309P196 Hi-Temp. Cut-Off Switch
 309A195 Hi-Temp. Switch Bracket
 508A126 Hi-Temp. Switch
 Insulating Washer (2)
 508A127 Hi-Temp. Switch
 Insulating Bushing
 332A876 Hi-Temp. Switch
 Terminal

12.5JC-4R/10829S

Generator - 10JC/214
 Control - Code 28 (W.D.612B1486)
 Code 32 (W.D.612B1543)
 Code 159 (W.D.612C2735)
 Code 208 (W.D.625A23)
 Code 221 (W.D.625A632)
 Engine - Spec S
 *141D725 Carburetor (Gas)
 *405A1424 Housing Assy. - NOTE:
 Uses #134D1810 Air
 Shutter Assembly
 +102B549 Oil Base
 Oil Base Heater - Refer to Oil
 Base
 Oil Level Maintainer Kit -
 Refer to Oil Base

12.5JC-4R/11136T

Generator - 10JC4N4C
 Control - Code 149 (W.D.612C2657)
 Code 391 (W.D.615B351)
 Code 221 (W.D.625A632)
 Engine - Spec T
 *141D725 Carburetor (Gas)
 134D1805 Air Outlet Duct

12.5JC-4R/11314T

Generator - 10JC4N4C
 Control - Code 150 (W.D.612C2658)
 Code 208 (W.D.625A23)
 Code 221 (W.D.625A632)
 Engine - Spec T
 *141D725 Carburetor Assy.
 +102B549 Oil Base
 Oil Base Heater - Refer to Oil
 Base
 Oil Level Maintainer Kit -
 Refer to Oil Base
 134D1805 Air Outlet Duct
 309P196 Hi-Temp. Cut-Off Switch
 309A195 Hi-Temp. Switch Bracket
 508A126 Hi-Temp. Switch
 Insulating Washer (2)
 508A127 Hi-Temp. Switch
 Insulating Bushing
 332A876 Hi-Temp. Switch
 Terminal

12.5JC-4R/11433T

Generator - 10JC/214
 Control - Code 159 (W.D.612C2735)
 Code 180 (W.D.615B218)
 Code 221 (W.D.625A632)
 Engine - Spec T
 *141D725 Carburetor (Gas)
 *403A792 Skid Base Assembly
 416B522 Battery Mounting Plate
 134D1805 Air Outlet Duct
 309P196 Hi-Temp. Cut-Off Switch
 309A195 Hi-Temp. Switch Bracket
 508A126 Hi-Temp. Switch
 Insulating Washer (2)
 508A127 Hi-Temp. Switch
 Insulating Bushing

12.5JC-4R/11433T (Continued)

332A876 Hi-Temp. Switch
 Terminal

12.5JC-4R31/8400T

Generator - 10JC4N4C
 Control - Code 258 (W.D.612C3077)
 Code 221 (W.D.625A632)
 Engine - Spec T
 *141D725 Carburetor (Gas)
 307P312 Supply Line Fuel Solenoid
 Valve - Electric
 149P558 Supply Line Fuel
 Strainer
 307B845 Start Solenoid
 306A195 Start Solenoid
 Bracket
 338A470 Start Solenoid Harness

12.5JC-4R31/9428T

Generator - 10JC4N4C
 Control - Code 258 (W.D.612C3077)
 Code 221 (W.D.625A632)
 Engine - Spec T
 *141D725 Carburetor (Gas)
 134D1805 Air Outlet Duct
 307P312 Supply Line Fuel Solenoid
 Valve - Electric
 149P558 Supply Line Fuel
 Strainer
 307B845 Start Solenoid
 306A195 Start Solenoid
 Bracket
 338A470 Start Solenoid Harness

12.5JC-4XR/1T

Generator - 10JC4XN1C
 Control - Code 149 (W.D.612C2657)
 Code 212 (W.D.625A423)
 Engine - Spec T
 *140K894 Carburetor Air Heater
 Kit

12.5JC-4XR/12T

Generator - 10JC4XN1C
 Control - Code 149 (W.D.612C2657)
 Code 212 (W.D.625A423)
 Engine - Spec T
 *141D720 Carburetor (Gas-Gaso)

12.5JC-4XR/13T

Generator - 10JC4XN1C
 Control - Code 149 (W.D.612C2657)
 Code 212 (W.D.625A423)
 Engine - Spec T
 *141D725 Carburetor (Gas)

12.5JC-4XR/2088S

Generator - 10JC4XN1C
 Control - Code 149 (W.D.612C2657)
 Code 201 (W.D.615B280)
 Code 212 (W.D.625A423)
 Engine - Spec S
 *141D725 Carburetor (Gas)

* - Refer to Accessory Section for Component Parts.

+ - See Engine Section for Optional Call Outs.

MODEL DATA SECTION

257

12.5JC-4XR/2198T

Generator - 10JC4XN1C
Control - Code 150 (W.D.612C2658)
Code 212 (W.D.625A423)
Engine - Spec T
*140K894 Carburetor Air Heater Kit
309P196 Hi-Temp. Cut-Off Switch
309A195 Hi-Temp. Switch Bracket
508A126 Hi-Temp. Switch
Insulating Washer (2)
508A127 Hi-Temp. Switch
Insulating Bushing
332A876 Hi-Temp. Switch
Terminal

12.5JC-4XR/2539T

Generator - 10JC4XN1C
Control - Code 149 (W.D.612C2657)
Code 212 (W.D.625A423)
Engine - Spec T
*141D725 Carburetor (Gas)
134D1805 Air Outlet Duct

12.5JC-4XR/2731T

Generator - 10JC4XN1C
Control - Code 150 (W.D.612C2658)
Code 212 (W.D.625A423)
Engine - Spec T
*141D720 Carburetor (Gas-Gaso)
134D1805 Air Outlet Duct

12.5JC-4XR/2896T

Generator - 10JC4XN1C
Control - Code 150 (W.D.612C2658)
Code 212 (W.D.625A423)
Engine - Spec T
*141D725 Carburetor (Gas)
309P196 Hi-Temp. Cut-Off Switch
309A195 Hi-Temp. Switch Bracket
508A126 Hi-Temp. Switch
Insulating Washer (2)
508A127 Hi-Temp. Switch
Insulating Bushing
332A876 Hi-Temp. Switch
Terminal

12.5JC-4XR/3098T

Generator - 10JC4XN1C
Control - Code 150 (W.D.612C2658)
Code 212 (W.D.625A423)
Engine - Spec T
*141D720 Carburetor (Gas-Gaso)
134D1805 Air Outlet Duct
309P196 Hi-Temp. Cut-Off Switch
309A195 Hi-Temp. Switch Bracket
508A126 Hi-Temp. Switch
Insulating Washer (2)
508A127 Hi-Temp. Switch
Insulating Bushing
332A876 Hi-Temp. Switch
Terminal

12.5JC-4XR/3157S

Generator - 10JC4XN1C
Control - Code 150 (W.D.612C2658)
Code 212 (W.D.625A423)

12.5JC-4XR/3157S (Continued)

Engine - Spec S
*141D725 Carburetor (Gas)
134D1805 Air Outlet Duct

12.5JC-4XR/3885S

Generator - 10JC4XN1C
Control - Code 150 (W.D.612C2658)
Code 177 (W.D.615B214)
Code 212 (W.D.625A423)
Engine - Spec S
*141D725 Carburetor (Gas)
309P196 Hi-Temp. Cut-Off Switch
309A195 Hi-Temp. Switch Bracket
508A126 Hi-Temp. Switch
Insulating Washer (2)
508A127 Hi-Temp. Switch
Insulating Bushing
332A876 Hi-Temp. Switch
Terminal

12.5JC-4XR/5388S

Generator - 10JC/182
Control - Code 159 (W.D.612C2735)
Code 212 (W.D.625A423)
Engine - Spec S
*141D725 Carburetor (Gas)
134D1805 Air Outlet Duct
309P196 Hi-Temp. Cut-Off Switch
309A195 Hi-Temp. Switch Bracket
508A126 Hi-Temp. Switch
Insulating Washer (2)
508A127 Hi-Temp. Switch
Insulating Bushing
332A876 Hi-Temp. Switch
Terminal

12.5JC-4XR/8390T

Generator - 10JC4XN1C
Control - Code 149 (W.D.612C2657)
Code 212 (W.D.625A423)
Engine - Spec T
Vacu-Flo Cooled
*141D725 Carburetor (Gas)

12.5JC-4XR/8511T

Generator - 10JC4XN1C
Control - Code 150 (W.D.612C2658)
Code 212 (W.D.625A423)
Engine - Spec T
Vacu-Flo Cooled
*141D725 Carburetor (Gas)
*403A792 Skid Base Assembly
309P162 Hi-Temp. Cut-Off Switch
338A337 Hi-Temp. Switch Wiring
Harness

12.5JC-4XR/9505S

Generator - 10JC4XN1C
Control - Code 149 (W.D.612C2657)
Code 409 (W.D.615B353)
Code 212 (W.D.625A423)
Engine - Spec S
*141D725 Carburetor (Gas)
134D1805 Air Outlet Duct

12.5JC-4XR/9574S

Generator - 10JC4XN1C
Control - Code 32 (W.D.612B1543)
Code 149 (W.D.612C2657)
Code 208 (W.D.625A23)
Code 212 (W.D.625A423)
Engine - Spec S
*141D725 Carburetor (Gas)
*405A1421 Housing Assembly
+102B549 Oil Base
Oil Base Heater - Refer to Oil Base
Oil Level Maintainer Kit -
Refer to Oil Base

12.5JC-4XR/9592S

Generator - 10JC4XN1C
Control - Code 150 (W.D.612C2658)
Code 212 (W.D.625A423)
Engine - Spec S
*141D725 Carburetor (Gas)
*403A792 Skid Base Assembly
134D1805 Air Outlet Duct

12.5JC-4XR/9705S

Generator - 10JC4XN1C
Control - Code 149 (W.D.612C2657)
Code 208 (W.D.625A23)
Code 212 (W.D.625A423)
Engine - Spec S
*141D725 Carburetor (Gas)
+102B549 Oil Base
Oil Base Heater - Refer to Oil Base
Oil Level Maintainer Kit -
Refer to Oil Base

12.5JC-4XR/10209S

Generator - 10JC/182
Control - Code 159 (W.D.612C2735)
Code 212 (W.D.625A423)
Engine - Spec S
Vacu-Flo Cooled
*141D725 Carburetor (Gas)
309P162 Hi-Temp. Cut-Off Switch
338A337 Hi-Temp. Switch Wiring
Harness

12.5JC-4XR/10528S

Generator - 10JC4XN1C
Control - Code 150 (W.D.612D2658)
Code 208 (W.D.625A23)
Code 212 (W.D.625A423)
Engine - Spec S
*141D725 Carburetor (Gas)
+102B549 Oil Base
Oil Base Heater - Refer to Oil Base
Oil Level Maintainer Kit -
Refer to Oil Base
134D1805 Air Outlet Duct

12.5JC-4XR/10657S

Generator - 10JC4XN1C
Control - Code 32 (W.D.612B1543)
Code 63 (W.D.612B1851)

* - Refer to Accessory Section for Component Parts.
+ - See Engine Section for Optional Call Outs.

MODEL DATA SECTION

12.5JC-4XR/10657S (Continued)

Code 149 (W.D.612C2657)
Code 212 (W.D.625A423)

Engine - Spec S

*141D720 Carburetor (Gas-Gaso)
*405A1422 Housing Assembly

12.5JC-4XR/10718S

Generator - 10JC4XN1C

Control - Code 150 (W.D.612C2658)
Code 208 (W.D.625A23)
Code 212 (W.D.625A423)

Engine - Spec S

*141D720 Carburetor (Gas-Gaso)
+102B549 Oil Base
Oil Base Heater - Refer to Oil Base
Oil Level Maintainer Kit -
Refer to Oil Base
134D1805 Air Outlet Duct
309P196 Hi-Temp. Cut-Off Switch
309A195 Hi-Temp. Switch Bracket
508A126 Hi-Temp. Switch
Insulating Washer (2)
508A127 Hi-Temp. Switch
Insulating Bushing
332A876 Hi-Temp. Switch
Terminal

12.5JC-4XR/10876S

Generator - 10JC4XN1C

Control - Code 149 (W.D.612C2657)
Code 177 (W.D.615B214)
Code 212 (W.D.625A423)

Engine - Spec S

*141D725 Carburetor (Gas)
*403A792 Skid Base Assembly
134D1805 Air Outlet Duct
416B522 Battery Mounting Plate

12.5JC-4XR/10877T

Generator - 10JC4XN1C

Control - Code 150 (W.D.612C2658)
Code 201 (W.D.615B280)
Code 212 (W.D.625A423)

Engine - Spec T

*141D725 Carburetor (Gas)
*403A792 Skid Base Assembly
134D1805 Air Outlet Duct
309P196 Hi-Temp. Cut-Off Switch
309A195 Hi-Temp. Switch Bracket
508A126 Hi-Temp. Switch
Insulating Washer (2)
508A127 Hi-Temp. Switch
Insulating Bushing
332A876 Hi-Temp. Switch
Terminal

12.5JC-4XR/11228T

Generator - 10JC4XN1C

Control - Code 32 (W.D.612B1543)
Code 63 (W.D.612B1851)
Code 150 (W.D.612C2658)
Code 208 (W.D.625A23)
Code 212 (W.D.625A423)

Engine - Spec T

12.5JC-4XR/11228T (Continued)

*405A1422 Housing Assembly
*140K893 Carburetor Air Heater
Kit

+102B549 Oil Base
Oil Base Heater - Refer to Oil Base
Oil Level Maintainer Kit -
Refer to Oil Base

12.5JC-4XR31/8400T

Generator - 10JC4XN1C

Control - Code 260 (W.D.612C3100)
Code 212 (W.D.625A423)

Engine - Spec T

*141D725 Carburetor (Gas)
307B845 Start Solenoid
306A195 Start Solenoid Bracket
338A470 Starter to Solenoid
Wiring Harness
307P312 Supply Line Fuel
Solenoid Valve -
Electric
149P558 Supply Line Fuel
Strainer

12.5JC-4XR31/9428S

Generator - 10JC4XN1C

Control - Code 260 (W.D.612C3100)
Code 212 (W.D.625A423)

Engine - Spec S

*141D725 Carburetor (Gas)
134D1805 Air Outlet Duct
307B845 Start Solenoid
306A195 Start Solenoid Bracket
338A470 Starter to Solenoid
Wiring Harness
307P312 Supply Line Fuel
Solenoid Valve -
Electric
149P558 Supply Line Fuel
Strainer

12.5JC-4XR31/9428T

Generator - 10JC4XN1C

Control - Code 260 (W.D.612C3100)
Code 212 (W.D.625A423)

Engine - Spec T

*141D725 Carburetor (Gas)
307B845 Start Solenoid
306A195 Start Solenoid Bracket
338A470 Starter to Solenoid
Wiring Harness
307P312 Supply Line Fuel
Solenoid Valve -
Electric
149P558 Supply Line Fuel
Strainer
134D1805 Air Outlet Duct

12.5JC-5DR/1T

Generator - 10JC5DN1C

Control - Code 149 (W.D.612C2657)
Code 212 (W.D.625A423)

Engine - Spec T

*140K894 Carburetor Air Heater
Kit

12.5JC-5DR/6153T

Generator - 10JC5DN1C

Control - Code 150 (W.D.612C2658)
Code 212 (W.D.625A423)

Engine - Spec T

*134D1810 Air Shutter Assembly
309P196 Hi-Temp. Cut-Off Switch
309A195 Hi-Temp. Switch Bracket
508A126 Hi-Temp. Switch
Insulating Washer (2)
508A127 Hi-Temp. Switch
Insulating Bushing
332A876 Hi-Temp. Switch
Terminal

12.5JC-5DR/6241S

Generator - 10JC/280

Control - Code 159 (W.D.612C2735)
Code 212 (W.D.625A423)

Engine - Spec S

*134D1810 Air Shutter Assembly
*140K893 Carburetor Air Heater
Kit
309P196 Hi-Temp. Cut-Off Switch
309A195 Hi-Temp. Switch Bracket
508A126 Hi-Temp. Switch
Insulating Washer (2)
508A127 Hi-Temp. Switch
Insulating Bushing
332A876 Hi-Temp. Switch
Terminal

12.5JC-5DR/6401T

Generator - 10JC5DN1C

Control - Code 32 (W.D.612B1543)
Code 150 (W.D.612C2658)
Code 212 (W.D.625A423)

Engine - Spec T

*405A1423 Housing Assy. NOTE:
Uses #134D1810 Air
Shutter Assembly
*140K893 Carburetor Air Heater
Kit
*159A799 Fuel Tank Kit
309P196 Hi-Temp. Cut-Off Switch
309A195 Hi-Temp. Switch Bracket
508A126 Hi-Temp. Switch
Insulating Washer (2)
508A127 Hi-Temp. Switch
Insulating Bushing
332A876 Hi-Temp. Switch
Terminal

12.5JC-5DR/7629T

Generator - 10JC/280

Control - Code 159 (W.D.612C2735)
Code 212 (W.D.625A423)

Engine - Spec T

*141D725 Carburetor (Gas)
134D1805 Air Outlet Duct

12.5JC-5DR/8375T

Generator - 10JC5DN1C

Control - Code 32 (W.D.612B1543)
Code 34 (W.D.612B1556)
Code 149 (W.D.612B2657)
Code 212 (W.D.625A423)

* - Refer to Accessory Section for Component Parts.

+ - See Engine Section for Optional Call Outs.

MODEL DATA SECTION

259

12.5JC-5DR/8375T (Continued)

Engine - Spec T
 *140K893 Carburetor Air Heater Kit
 *405A1422 Housing Assembly
 *159A799 Fuel Tank Kit

12.5JC-5DR/8388T

Generator - 10JC5DN1C
 Control - Code 150 (W.D.612C2658)
 Code 212 (W.D.625A423)
 Engine - Spec T
 Vacu-Flo Cooled
 *140K892 Carburetor Air Heater Kit
 309P162 Hi-Temp. Cut-Off Switch
 338A337 Hi-Temp. Switch Wiring Harness

12.5JC-5DR/9549T

Generator - 10JC5DN1C
 Control - Code 149 (W.D.612C2657)
 Code 208 (W.D.625A23)
 Code 212 (W.D.625A423)
 Engine - Spec T
 *141D720 Carburetor (Gas-Gaso)
 +102B549 Oil Base
 Oil Base Heater - Refer to Oil Base
 Oil Level Maintainer Kit - Refer to Oil Base

12.5JC-5DR/9707S

Generator - 10JC5DN1C
 Control - Code 32 (W.D.612B1543)
 Code 67 (W.D.612B1870)
 Code 150 (W.D.612C2658)
 Code 208 (W.D.625A23)
 Code 212 (W.D.625A423)
 Engine - Spec S
 *141D725 Carburetor (Gas)
 *405A1422 Housing Assembly
 +102B549 Oil Base
 Oil Base Heater - Refer to Oil Base
 Oil Level Maintainer Kit - Refer to Oil Base

12.5JC-5DR/9755T

Generator - 10JC5DN1C
 Control - Code 149 (W.D.612C2657)
 Code 208 (W.D.625A23)
 Code 212 (W.D.625A423)
 Engine - Spec T
 *141D725 Carburetor (Gas)
 +102B549 Oil Base
 Oil Base Heater - Refer to Oil Base
 Oil Level Maintainer Kit - Refer to Oil Base
 134D1805 Air Outlet Duct

12.5JC-5DR/10218T

Generator - 10JC5DN1C
 Control - Code 32 (W.D.612B1543)
 Code 150 (W.D.612C2658)
 Code 208 (W.D.625A23)

12.5JC-5DR/10218T

Code 212 (W.D.625A423)
 Engine - Spec T
 *141D725 Carburetor (Gas)
 *405A1421 Housing Assembly
 +102B549 Oil Base
 Oil Base Heater - Refer to Oil Base
 Oil Level Maintainer Kit - Refer to Oil Base
 309P196 Hi-Temp. Cut-Off Switch
 309A195 Hi-Temp. Switch Bracket
 508A126 Hi-Temp. Switch
 Insulating Washer (2)
 508A127 Hi-Temp. Switch
 Insulating Bushing
 332A876 Hi-Temp. Switch Terminal

12.5JC-5DR/10506S

Generator - 10JC/280
 Control - Code 161 (W.D.612C2737)
 Code 178 (W.D.615B216)
 Code 208 (W.D.625A23)
 Code 212 (W.D.625A423)
 Engine - Spec S
 *141D725 Carburetor (Gas)
 +102B549 Oil Base
 Oil Base Heater - Refer to Oil Base
 Oil Level Maintainer Kit - Refer to Oil Base
 309P206 Hi-Temp. Cut-Off Switch
 309A195 Hi-Temp. Switch Bracket
 508A126 Hi-Temp. Switch
 Insulating Washer (2)
 508A127 Hi-Temp. Switch
 Insulating Bushing
 332A876 Hi-Temp. Switch Terminal

12.5JC-5DR/10936S

Generator - 10JC/280
 Control - Code 32 (W.D.612B1543)
 Code 34 (W.D.612B1556)
 Code 159 (W.D.612C2735)
 Code 208 (W.D.625A23)
 Code 221 (W.D.625A423)
 Engine - Spec S
 *405A1422 Housing Assembly
 *159A799 Fuel Tank Kit
 *140K677 Oil Bath Air Cleaner Kit
 +102B549 Oil Base
 Oil Base Heater - Refer to Oil Base
 Oil Level Maintainer Kit - Refer to Oil Base
 309P196 Hi-Temp. Cut-Off Switch
 309A195 Hi-Temp. Switch Bracket
 508A126 Hi-Temp. Switch
 Insulating Washer (2)
 508A127 Hi-Temp. Switch
 Insulating Bushing
 332A876 Hi-Temp. Switch Terminal

12.5JC-5DR/10968S

Generator - 10JC/280
 Control - Code 159 (W.D.612C2735)
 Code 208 (W.D.625A23)
 Code 212 (W.D.625A423)
 Engine - Spec S
 *141D725 Carburetor (Gas)
 +102B549 Oil Base
 Oil Base Heater - Refer to Oil Base
 Oil Level Maintainer Kit - Refer to Oil Base
 134D1805 Air Outlet Duct
 309P196 Hi-Temp. Cut-Off Switch
 309A195 Hi-Temp. Switch Bracket
 508A126 Hi-Temp. Switch
 Insulating Washer (2)
 508A127 Hi-Temp. Switch
 Insulating Bushing
 332A876 Hi-Temp. Switch Terminal

12.5JC-5DR/11417T

Generator - 10JC5DN1C
 Control - Code 32 (W.D.612B1543)
 Code 149 (W.D.612C2657)
 Code 208 (W.D.625A23)
 Code 212 (W.D.625A423)
 Engine - Spec T
 *141D725 Carburetor (Gas)
 *405A1725 Housing Assembly
 +102B549 Oil Base
 Oil Base Heater - Refer to Oil Base
 Oil Level Maintainer Kit - Refer to Oil Base
 155P360 Exhaust Muffler
 140A78 Muffler Mounting Bands (2)
 155A949 Flexible Exhaust Tube
 505-43 Pipe Elbow - 1-1/2 x 90°

12.5JC-9XR/11110T

Generator - 10JC9XN1C
 Control - Code 32 (W.D.612B1543)
 Code 149 (W.D.612C2657)
 Code 407 (W.D.612B4502)
 Code 212 (W.D.625A423)
 Engine - Spec T
 *405A1422 Housing Assembly
 *140K893 Carburetor Air Heater Kit
 309P196 Hi-Temp. Cut-Off Switch
 309A195 Hi-Temp. Switch Bracket
 508A126 Hi-Temp. Switch
 Insulating Washer (2)
 508A127 Hi-Temp. Switch
 Insulating Bushing
 332A876 Hi-Temp. Switch Terminal

12.5JC-53CR/1T

Generator - 12.5JC53N4C
 Control - Code 149 (W.D.612C2657)
 Code 222 (W.D.625A633)
 Engine - Spec T
 *140K894 Carburetor Air Heater Kit

* - Refer to Accessory Section for Component Parts.
 + - See Engine Section for Optional Call Outs.

MODEL DATA SECTION

12.5JC-53CR/8388S

Generator - 12.5JC53N4C
Control - Code 150 (W.D.612C2658)
Code 222 (W.D.625A633)
Engine - Spec S
Vacu-Flo Cooled
*140K892 Carburetor Air Heater
Kit
309P162 Hi-Temp. Cut-Off Switch
338A337 Hi-Temp. Switch Wiring
Harness

12.5JC-54R/10957S

Generator - 12.5JC/468
Control - Code 159 (W.D.612C2735)
Code 222 (W.D.625A633)
Engine - Spec S
*141D720 Carburetor (Gas-Gaso)
*159B760 Reservoir Tank Assy.
*134D1810 Air Shutter Assembly
309P196 Hi-Temp. Cut-Off Switch
309A195 Hi-Temp. Switch Bracket
508A126 Hi-Temp. Switch
Insulating Washer (2)
508A127 Hi-Temp. Switch
Insulating Bushing
332A876 Hi-Temp. Switch
Terminal

12.5JC-57R/2198T

Generator - 12.5JC57N4C
Control - Code 150 (W.D.612C2658)
Code 222 (W.D.625A633)
Engine - Spec T
*140K894 Carburetor Air Heater
Kit
309P196 Hi-Temp. Cut-Off Switch
309A195 Hi-Temp. Switch Bracket
508A126 Hi-Temp. Switch
Insulating Washer (2)
508A127 Hi-Temp. Switch
Insulating Bushing
332A876 Hi-Temp. Switch
Terminal

12.5JC-57R/6000T

Generator - 12.5JC57N4C
231E112 Engine to Generator
Adapter
Control - Code 388 (W.D.612C4250)
Code 222 (W.D.625A633)
Engine - Spec T
Vacu-Flo Cooled
*140K892 Carburetor Air Heater
Kit

12.5JC-57R/8375S

Generator - 12.5JC57N4C
Control - Code 32 (W.D.612B1543)
Code 149 (W.D.612C2657)
Code 397 (W.D.612B4310)
Code 222 (W.D.625A633)
Engine - Spec S
*140K893 Carburetor Air Heater
Kit
*405A1422 Housing Assembly
*159A799 Fuel Tank Kit

15.0JC-3CR/1T

Generator - 15JC3N4C
Control - Code 149 (W.D.612C2657)
Code 221 (W.D.625A632)
Engine - Spec T
*140K894 Carburetor Air Heater
Kit

15.0JC-3CR/12T

Generator - 15JC3N4C
Control - Code 149 (W.D.612C2657)
Code 221 (W.D.625A632)
Engine - Spec T
*141D720 Carburetor (Gas-Gaso)

15.0JC/3CR/13T

Generator - 15JC3N4C
Control - Code 149 (W.D.612C2657)
Code 221 (W.D.625A632)
Engine - Spec T
*141D725 Carburetor (Gas)

15.0JC-3CR/55T

Generator - 15JC3N4C
Control - Code 150 (W.D.612C2658)
Code 221 (W.D.625A632)
Engine - Spec T
*141D720 Carburetor (Gas-Gaso)

15.0JC-3CR/1075T

Generator - 15JC3N4C
Control - Code 32 (W.D.612B1543)
Code 149 (W.D.612B2657)
Code 221 (W.D.625A632)
Engine - Spec T
*141D725 Carburetor (Gas)
*405A1421 Housing Assembly

15.0JC-3CR/1126T

Generator - 15JC3N4C
Control - Code 32 (W.D.612B1543)
Code 150 (W.D.612B2658)
Code 221 (W.D.625A632)
Engine - Spec T
*141D720 Carburetor (Gas-Gaso)
*405A1421 Housing Assembly

15.0JC-3CR/1282S

Generator - 15JC3N4C
Control - Code 150 (W.D.612C2658)
Code 221 (W.D.625A632)
Engine - Spec S
*141D720 Carburetor (Gas-Gaso)
309P196 Hi-Temp. Cut-Off Switch
309A195 Hi-Temp. Switch Bracket
508A126 Hi-Temp. Switch
Insulating Washer (2)
508A127 Hi-Temp. Switch
Insulating Bushing
332A876 Hi-Temp. Switch
Terminal

15.0JC-3CR/1282T

Generator - 15JC3N4C
Control - Code 150 (W.D.612C2658)
Code 221 (W.D.625A632)

15.0JC-3CR/1282T (Continued)

Engine - Spec T
*141D720 Carburetor (Gas-Gaso)
309P196 Hi-Temp. Cut-Off Switch
309A195 Hi-Temp. Switch Bracket
508A126 Hi-Temp. Switch
Insulating Washer (2)
508A127 Hi-Temp. Switch
Insulating Bushing
332A876 Hi-Temp. Switch
Terminal

15.0JC-3CR/2442T

Generator - 15JC3N4C
Control - Code 149 (W.D.612C2657)
Code 221 (W.D.625A632)
Engine - Spec T
*141D720 Carburetor (Gas-Gaso)
134D1805 Air Outlet Duct

15.0JC-3CR/2468T

Generator - 15JC3N4C
Control - Code 149 (W.D.612C2657)
Code 221 (W.D.625A632)
Engine - Spec T
*140K893 Carburetor Air Heater
Kit
134D1805 Air Outlet Duct

15.0JC-3CR/2539T

Generator - 15JC3N4C
Control - Code 149 (W.D.612C2657)
Code 221 (W.D.625A632)
Engine - Spec T
*141D725 Carburetor (Gas)
134D1805 Air Outlet Duct

15.0JC-3CR/2669S

Generator - 15JC3N4C
Control - Code 149 (W.D.612C2657)
Code 221 (W.D.625A632)
Engine - Spec S
*140K893 Carburetor Air Heater
Kit
*159B760 Reservoir Fuel Tank
Assembly
134D1805 Air Outlet Duct

15.0JC-3CR/2731T

Generator - 15JC3N4C
Control - Code 150 (W.D.612C2658)
Code 221 (W.D.625A632)
Engine - Spec T
*141D720 Carburetor (Gas-Gaso)
134D1805 Air Outlet Duct

15.0JC-3CR/3098T

Generator - 15JC3N4C
Control - Code 150 (W.D.612C2658)
Code 221 (W.D.625A632)
Engine - Spec T
*141D720 Carburetor (Gas-Gaso)
134D1805 Air Outlet Duct
309P196 Hi-Temp. Cut-Off Switch
309A195 Hi-Temp. Switch Bracket
508A126 Hi-Temp. Switch
Insulating Washer (2)

MODEL DATA SECTION

261

15.0JC-3CR/3098T (Continued)

508A127 Hi-Temp. Switch
Insulating Bushing
332A876 Hi-Temp. Switch
Terminal

15.0JC-3CR/3157T

Generator - 15JC3N4C
Control - Code 150 (W.D.612C2658)
Code 221 (W.D.625A632)
Engine - Spec T
*141D725 Carburetor (Gas)
134D1805 Air Outlet Duct

15.0JC-3CR/3195T

Generator - 15JC3N4C
Control - Code 149 (W.D.612C2657)
Code 221 (W.D.625A632)
Engine - Spec T
*141D725 Carburetor (Gas)
309P196 Hi-Temp. Cut-Off Switch
309A195 Hi-Temp. Switch Bracket
508A126 Hi-Temp. Switch
Insulating Washer (2)
508A127 Hi-Temp. Switch
Insulating Bushing
332A876 Hi-Temp. Switch
Terminal

15.0JC-3CR/4017S

Generator - 15JC3N4C
Control - Code 149 (W.D.612C2657)
Code 221 (W.D.625A632)
Engine - Spec S
*141D720 Carburetor (Gas-Gaso)
134D1810 Air Shutter Assembly

15.0JC-3CR/5811T

Generator - 15JC3N4C
Control - Code 32 (W.D.612B1543)
Code 150 (W.D.612C2658)
Code 221 (W.D.625A632)
Engine - Spec T
*140K893 Carburetor Air Heater
Kit
*405A1421 Housing Assembly
309P196 Hi-Temp. Cut-Off Switch
309A195 Hi-Temp. Switch Bracket
508A126 Hi-Temp. Switch
Insulating Washer (2)
508A127 Hi-Temp. Switch
Insulating Bushing
332A876 Hi-Temp. Switch
Terminal

15.0JC-3CR/6000S

Generator - 15JC3N4C
231E112 Engine to Generator
Adapter
Control - Code 388 (W.D.612D4250)
Code 221 (W.D.625A632)
Engine - Spec S
Vacu-Flo Cooled
*140K892 Carburetor Air Heater
Kit

15.0JC-3CR/6000T

Generator - 15JC3N4C
231E112 Engine to Generator
Adapter
Control - Code 388 (W.D.612C4250)
Code 221 (W.D.625A632)
Engine - Spec T
Vacu-Flo Cooled
*140K892 Carburetor Air Heater
Kit

15.0JC-3CR/6189T

Generator - 15JC3N4C
Control - Code 150 (W.D.612C2658)
Code 221 (W.D.625A632)
Engine - Spec T
*141D725 Carburetor (Gas)
309P196 Hi-Temp. Cut-Off Switch
309A195 Hi-Temp. Switch Bracket
508A126 Hi-Temp. Switch
Insulating Washer (2)
508A127 Hi-Temp. Switch
Insulating Bushing
332A876 Hi-Temp. Switch
Terminal
140P721 Air Cleaner
140P765 Air Cleaner Replacement
Element
140P722 Air Cleaner Mounting
Band (2)
140B720 Air Cleaner Mounting
Bracket
503P419 Air Cleaner Elbow -
Rubber
503P365 Air Cleaner Hose Clamp
(2)
140A852 Air Cleaner Hose
Support
140B740 Air Cleaner Air Inlet
Tube
503A407 Air Cleaner Connecting
Hose
140P723 Carburetor Air Pre-
Cleaner - Plastic

15.0JC-3CR/6241T

Generator - 15JC/229
Control - Code 159 (W.D.612C2735)
Code 221 (W.D.625A632)
Engine - Spec T
*140K893 Carburetor Air Heater
Kit
*134D1810 Air Shutter Assembly
309P196 Hi-Temp. Cut-Off Switch
309A195 Hi-Temp. Switch Bracket
508A126 Hi-Temp. Switch
Insulating Washer (2)
508A127 Hi-Temp. Switch
Insulating Bushing
332A876 Hi-Temp. Switch
Terminal

15.0JC-3CR/6428T

Generator - 15JC/229
Control - Code 159 (W.D.612C2735)
Code 221 (W.D.625A632)

15.0JC-3CR/6428T (Continued)

Engine - Spec T
*141D725 Carburetor (Gas)
309P196 Hi-Temp. Cut-Off Switch
309A195 Hi-Temp. Switch Bracket
508A126 Hi-Temp. Switch
Insulating Washer (2)
508A127 Hi-Temp. Switch
Insulating Bushing
332A876 Hi-Temp. Switch
Terminal

15.0JC-3CR/8100T

Generator - 15JC3N4C
Control - Code 149 (W.D.612C2657)
Code 221 (W.D.625A632)
Engine - Spec T
Vacu-Flo Cooled
*140K892 Carburetor Air Heater
Kit

15.0JC-3CR/8245T

Generator - 15JC3N4C
Control - Code 348 (W.D.612C3853)
Code 221 (W.D.625A632)
Engine - Spec T
*141D725 Carburetor (Gas)
154B1224 Intake Manifold
148A367 Vacuum Switch
502A367 Vacuum Switch Elbow
505-98 Vacuum Switch Nipple
309P196 Hi-Temp. Cut-Off Switch
309A195 Hi-Temp. Switch Bracket
508A126 Hi-Temp. Switch
Insulating Washer (2)
508A127 Hi-Temp. Switch
Insulating Bushing
332A876 Hi-Temp. Switch
Terminal

15.0JC-3CR/8347T

Generator - 15JC3N4C
Control - Code 149 (W.D.612C2657)
Code 221 (W.D.625A632)
Engine - Spec T
*140K894 Carburetor Air Heater
Kit
*403A792 Skid Base Assembly

15.0JC-3CR/8388T

Generator - 15JC3N4C
Control - Code 150 (W.D.612C2658)
Code 221 (W.D.625A632)
Engine - Spec T
Vacu-Flo Cooled
*140K892 Carburetor Air Heater
Kit
309P162 Hi-Temp. Cut-Off Switch
338A337 Hi-Temp. Switch Wiring
Harness

15.0JC-3CR/8389T

Generator - 15JC3N4C
Control - Code 149 (W.D.612C2657)
Code 221 (W.D.625A632)
Engine - Spec T

* - Refer to Accessory Section for Component Parts.

MODEL DATA SECTION

15.0JC-3CR/8389T (Continued)

Vacu-Flo Cooled
*141D720 Carburetor (Gas-Gaso)

15.0JC-3CR/8390T

Generator - 15JC3N4C
Control - Code 149 (W.D.612C2657)
Code 221 (W.D.625A632)
Engine - Spec T
Vacu-Flo Cooled
*141D725 Carburetor (Gas)

15.0JC-3CR/8457T

Generator - 15JC3N4C
Control - Code 150 (W.D.612C2658)
Code 221 (W.D.625A632)
Engine - Spec T
Vacu-Flo Cooled
*140K892 Carburetor Air Heater
Kit

15.0JC-3CR/8505T

Generator - 15JC3N4C
Control - Code 150 (W.D.612C2658)
Code 221 (W.D.625A632)
Engine - Spec T
Vacu-Flo Cooled
*141D725 Carburetor (Gas)
309P162 Hi-Temp. Cut-Off Switch
338A337 Hi-Temp. Switch Wiring
Harness

15.0JC-3CR/8525T

Generator - 15JC3N4C
Control - Code 150 (W.D.612C2658)
Code 221 (W.D.625A632)
Engine - Spec T
Vacu-Flo Cooled
*141D720 Carburetor (Gas-Gaso)

15.0JC-3CR/8527T

Generator - 15JC3N4C
Control - Code 150 (W.D.612C2658)
Code 221 (W.D.625A632)
Engine - Spec T
Vacu-Flo Cooled
140P721 Air Cleaner
140P765 Air Cleaner Replacement
Element
140P722 Air Cleaner Mounting
Band (2)
140B720 Air Cleaner Mounting
Bracket
503P419 Air Cleaner Elbow -
Rubber
503P365 Air Cleaner Hose Clamp
(3)
140B740 Air Cleaner Air Inlet
Tube
503-330 Air Cleaner Connecting
Hose - 2"

15.0JC-3CR/8561T

Generator - 15JC3N4C
Control - Code 150 (W.D.612C2658)
Code 221 (W.D.625A632)
Engine - Spec T

15.0JC-3CR/8561T (Continued)

Vacu-Flo Cooled
*141D720 Carburetor (Gas-Gaso)
309P162 Hi-Temp. Cut-Off Switch
338A337 Hi-Temp. Switch Wiring
Harness

15.0JC-3CR/8675T

Generator - 15JC3N4C
Control - Code 32 (W.D.612B1543)
Code 149 (W.D.612C2657)
Code 221 (W.D.625A632)
301C1195 Blank Instrument Panel
Engine - Spec T
*141D720 Carburetor (Gas-Gaso)
*405A1422 Housing Assembly

15.0JC-3CR/8689T

Generator - 15JC3N4C
Control - Code 150 (W.D.612C2658)
Code 221 (W.D.625A632)
Engine - Spec T
Vacu-Flo Cooled
*141D725 Carburetor (Gas)

15.0JC-3CR/8721S

Generator - 15JC3N4C
Control - Code 237 (W.D.612C2873)
Code 221 (W.D.625A632)
Engine - Spec S
Vacu-Flo Cooled
*141D725 Carburetor (Gas)
309A171 Hi-Temp. Cut-Off Switch
338A337 Hi-Temp. Switch Wiring
Harness

15.0JC-3CR/8727S

Generator - 15JC3N4C
Control - Code 32 (W.D.612B1543)
Code 149 (W.D.612C2657)
Code 221 (W.D.625A632)
Engine - Spec S
*140K893 Carburetor Air Heater
Kit
*405A1423 Housing Assy. NOTE:
Uses #134D1810 Air
Shutter Assembly
*159A799 Fuel Tank Kit
309P196 Hi-Temp. Cut-Off Switch
309A195 Hi-Temp. Switch Bracket
508A126 Hi-Temp. Switch
Insulating Washer (2)
508A127 Hi-Temp. Switch
Insulating Bushing
332A876 Hi-Temp. Switch
Terminal

15.0JC-3CR/9549T

Generator - 15JC3N4C
Control - Code 149 (W.D.612C2657)
Code 208 (W.D.625A23)
Code 221 (W.D.625A632)
Engine - Spec T
*141D720 Carburetor (Gas-Gaso)
+102B549 Oil Base
Oil Base Heater - Refer to Oil
Base

15.0JC-3CR/9549T (Continued)

Oil Level Maintainer Kit - Refer
to Oil Base

15.0JC-3CR/9574T

Generator - 15JC3N4C
Control - Code 32 (W.D.612B1543)
Code 149 (W.D.612C2657)
Code 208 (W.D.625A23)
Code 221 (W.D.625A632)
Engine - Spec T
*141D725 Carburetor (Gas)
*405A1421 Housing Assembly
+102B549 Oil Base
Oil Base Heater - Refer to Oil
Base
Oil Level Maintainer Kit -
Refer to Oil Base

15.0JC-3CR/9605S

Generator - 15JC3N4C
Control - Code 32 (W.D.612B1543)
Code 149 (W.D.612C2657)
Code 208 (W.D.625A23)
Code 221 (W.D.625A632)
Engine - Spec S
*141D725 Carburetor (Gas)
*405A1723 Housing Assembly
+102B549 Oil Base
Oil Base Heater - Refer to Oil
Base
Oil Level Maintainer Kit -
Refer to Oil Base
155P360 Exhaust Muffler
140A78 Muffler Mounting Bands
(2)
155A949 Flexible Exhaust Tube
505-43 Pipe Elbow - 1-1/2 x 90°

15.0JC-3CR/9863S

Generator - 15JC3N4C
Control - Code 149 (W.D.612C2657)
Code 208 (W.D.625A23)
Code 221 (W.D.625A632)
Engine - Spec S
Vacu-Flo Cooled
*141D720 Carburetor (Gas-Gaso)
+102B549 Oil Base
Oil Base Heater - Refer to Oil
Base
Oil Level Maintainer Kit -
Refer to Oil Base

15.0JC-3CR/9964T

Generator - 15JC3N4C
Control - Code 32 (W.D.612B1543)
Code 150 (W.D.612C2658)
Code 208 (W.D.625A23)
Code 221 (W.D.625A632)
Engine - Spec T
*141D725 Carburetor (Gas)
*405A1723 Housing Assembly
+102B549 Oil Base
Oil Base Heater - Refer to Oil
Base
Oil Level Maintainer Kit -
Refer to Oil Base

* - Refer to Accessory Section for Component Parts.

+ - See Engine Section for Optional Call Outs.

MODEL DATA SECTION

263

15.0JC-3CR/9964T (Continued)

155P360 Exhaust Muffler
140A78 Muffler Mounting Bands
(2)
155A949 Flexible Exhaust Tube
505-43 Pipe Elbow - 1-1/2 x 90°

15.0JC-3CR/10059S

Generator - 15JC3N4C
Control - Code 150 (W.D.612C2658)
Code 221 (W.D.625A632)
Engine - Spec S
*140K894 Carburetor Air Heater
Kit
*403A792 Skid Base Assembly

15.0JC-3CR/10218S

Generator - 15JC3N4C
Control - Code 32 (W.D.612B1543)
Code 150 (W.D.612C2658)
Code 208 (W.D.625A23)
Code 221 (W.D.625A632)
Engine - Spec S
*141C725 Carburetor (Gas)
*405A1421 Housing Assembly
+102B549 Oil Base
Oil Base Heater - Refer to Oil
Base
Oil Level Maintainer Kit -
Refer to Oil Base
309P196 Hi-Temp. Cut-Off Switch
309A195 Hi-Temp. Switch Bracket
508A126 Hi-Temp. Switch
Insulating Washer (2)
508A127 Hi-Temp. Switch
Insulating Bushing
332A876 Hi-Temp. Switch
Terminal

15.0JC-3CR/10316S

Generator - 15JC3N4C
Control - Code 150 (W.D.612C2658)
Code 208 (W.D.625A23)
Code 221 (W.D.625A632)
Engine - Spec S
*141D725 Carburetor (Gas)
+102B549 Oil Base
Oil Base Heater - Refer to Oil
Base
Oil Level Maintainer Kit -
Refer to Oil Base
140C645 Air Cleaner Hose
Adapter
309P196 Hi-Temp. Cut-Off Switch
309A195 Hi-Temp. Switch Bracket
508A126 Hi-Temp. Switch
Insulating Washer (2)
508A127 Hi-Temp. Switch
Insulating Bushing
332A876 Hi-Temp. Switch
Terminal

15.0JC-3CR/10352S

Generator - 15JC3N4C
Control - Code 150 (W.D.612C2658)
Code 208 (W.D.625A23)
Code 221 (W.D.625A632)

15.0JC-3CR/10352S (Continued)

Engine - Spec S
*140K894 Carburetor Air Heater
Kit
*403A792 Skid Base Assembly
+102B549 Oil Base
Oil Base Heater - Refer to Oil
Base
Oil Level Maintainer Kit -
Refer to Oil Base

15.0JC-3CR/10410S

Generator - 15JC/237
333P59 Space Heater - 120 V.
309P128 Space Heater Thermostat
332A333 Heater Thermostat Block
(When Used)
332A499 Heater Block Marker
(When Used)
Control - Code 32 (W.D.612B1543)
Code 149 (W.D.612C2657)
Code 208 (W.D.625A23)
Code 214 (W.D.625A477)
Code 221 (W.D.625A632)

Engine - Spec S
*141D725 Carburetor (Gas)
*405A1723 Housing Assembly
+102B549 Oil Base
Oil Base Heater - Refer to Oil
Base
Oil Level Maintainer Kit -
Refer to Oil Base
155P360 Exhaust Muffler
155A949 Flexible Exhaust Tube
140A78 Muffler Mounting Bands
505-43 Pipe Elbow - 1-1/2 x
90°

15.0JC-3CR/10550T

Generator - 15JC3N4C
Control - Code 150 (W.D.612C2658)
Code 208 (W.D.625A23)
Code 221 (W.D.625A632)
Engine - Spec T
*141D720 Carburetor (Gas-Gaso)
+102B549 Oil Base
Oil Base Heater - Refer to Oil
Base
Oil Level Maintainer Kit -
Refer to Oil Base

15.0JC-3CR/10560S

Generator - 15JC3N4C
Control - Code 32 (W.D.612B1543)
Code 150 (W.D.612C2658)
Code 208 (W.D.625A23)
Code 221 (W.D.625A632)

Engine - Spec S
*141D720 Carburetor (Gas)
*405A1723 Housing Assembly
+102B549 Oil Base
Oil Base Heater - Refer to Oil
Base
Oil Level Maintainer Kit -
Refer to Oil Base
155P360 Exhaust Muffler
140A78 Exhaust Muffler
Mounting Bands (2)

15.0JC-3CR/10560S (Continued)

155A949 Flexible Exhaust Tube
505-43 Pipe Elbow - 1-1/2 x 90°

15.0JC-3CR/10720S

Generator - 15JC/229
Control - Code 161 (W.D.612C2737)
Code 208 (W.D.625A23)
Code 221 (W.D.625A632)

Engine - Spec S
Vacu-Flo Cooled
*141D725 Carburetor (Gas)
+102B549 Oil Base
Oil Base Heater - Refer to Oil
Base
Oil Level Maintainer Kit -
Refer to Oil Base
309P171 Hi-Temp. Cut-Off Switch
338A337 Hi-Temp. Switch Wiring
Harness

15.0JC-3CR/10736S

Generator - 15JC/229
Control - Code 159 (W.D.612C2735)
Code 221 (W.D.625A632)

Engine - Spec S
*141D720 Carburetor (Gas-Gaso)
134D1805 Air Outlet Duct
309P196 Hi-Temp. Cut-Off Switch
309A195 Hi-Temp. Switch Bracket
508A126 Hi-Temp. Switch
Insulating Washer (2)
508A127 Hi-Temp. Switch
Insulating Bushing
332A876 Hi-Temp. Switch
Terminal

15.0JC-3CR/10888S

Generator - 15JC3N4C
Control - Code 32 (W.D.612B1543)
Code 149 (W.D.612C2657)
Code 208 (W.D.625A23)
Code 221 (W.D.625A632)

Engine - Spec S
*141D720 Carburetor (Gas-Gaso)
*405A1421 Housing Assembly
*159A799 Fuel Tank Kit
+102B549 Oil Base
Oil Base Heater - Refer to Oil
Base
Oil Level Maintainer Kit -
Refer to Oil Base

15.0JC-3CR/11039S


Generator - 15JC3N4C
Control - Code 150 (W.D.612C2658)
Code 221 (W.D.625A632)

Engine - Spec S
*134D1810 Air Shutter Assembly
140C645 Air Cleaner Hose Adapter
309P196 Hi-Temp. Cut-Off Switch
309A195 Hi-Temp. Switch Bracket
508A126 Hi-Temp. Switch
Insulating Washer (2)
508A127 Hi-Temp. Switch
Insulating Bushing
332A876 Hi-Temp. Switch Terminal

* - Refer to Accessory Section for Component Parts.

+ - See Engine Section for Optional Call Outs.

MODEL DATA SECTION

15.0JC-3CR/11056S

Generator - 15JC/229
Control - Code 405 (W.D.612C4489)
Code 221 (W.D.625A632)
Engine - Spec S
Vacu-Flo Cooled
*140K892 Carburetor Air Heater Kit
166A355 Distributor Drive Gear
▲166B357 Distributor - Less
Cover Adapter, Cover
Leads & Condensers
166P245 Breaker Point Set (2)
312A115 Condenser (2)
166B351 Breaker Point Cover
166B350 Breaker Point Cover
Adapter
166A397 Distributor Drive Cover
167A61 Ignition Coil Nipple (2)
▲166B382 Ignition Coil (2)
166B474 Ignition Coil Mounting
Bracket
503-465 Ignition Coil Clamp (2)
337A71 Ignition Coil Ground
Strap (2)
304A60 Resistor - Fixed -
1.72-Ohm, 25 W. (2)
167A215 Spark Plug (4)
167A1509 Spark Plug Cable - 20"
(2)
167A1508 Spark Plug Cable - 28"
167A1474 Spark Plug Cable - 23"
160A1098 Ignition Coil Assembly
Mounting Plate
336A1464 Distributor Lead - 20"
309P162 Hi-Temp. Cut-Off Switch
338A337 Hi-Temp. Switch Wiring
Harness

15.0JC-3CR/11082T

Generator - 15JC3N4C
Control - Code 150 (W.D.612C2658)
Code 221 (W.D.625A632)
Engine - Spec T
*141D725 Carburetor (Gas)
*134D1810 Air Shutter Assembly
*403A792 Skid Base Assembly
309P196 Hi-Temp. Cut-Off Switch
309A195 Hi-Temp. Switch Bracket
508A126 Hi-Temp. Switch
Insulating Washer (2)
508A127 Hi-Temp. Switch
Insulating Bushing
332A876 Hi-Temp. Switch
Terminal

15.0JC-3CR/11157T

Generator - 15JC/229
Control - Code 32 (W.D.612B1543)
Code 399 (W.D.612C4422)
Code 208 (W.D.625A23)
Code 221 (W.D.625A632)
Engine - Spec T
*141D725 Carburetor (Gas)
*405A1421 Housing Assembly
+102B549 Oil Base

15.0JC-3CR/11157T (Continued)

Oil Base Heater - Refer to Oil
Base
Oil Level Maintainer Kit -
Refer to Oil Base
309P206 Hi-Temp. Cut-Off Switch
309A195 Hi-Temp. Switch Bracket
508A126 Hi-Temp. Switch
Insulating Washer (2)
508A127 Hi-Temp. Switch
Insulating Bushing
332A876 Hi-Temp. Switch
Terminal

15.0JC-3CR/11177T

Generator - 15JC3N4C
Control - Code 32 (W.D.612B1543)
Code 149 (W.D.612C2657)
Code 221 (W.D.625A632)
Engine - Spec T
*140K893 Carburetor Air Heater
Kit
*405A1723 Housing Assembly
134D1805 Air Outlet Duct
155P360 Exhaust Muffler
140A78 Muffler Mounting Band
(2)
155A949 Flexible Exhaust Tube
505-43 Pipe Elbow - 1-1/2 x
90°
309P196 Hi-Temp. Cut-Off Switch
309A195 Hi-Temp. Switch Bracket
508A126 Hi-Temp. Switch
Insulating Washer (2)
508A126 Hi-Temp. Switch
Insulating Bushing
332A876 Hi-Temp. Switch
Terminal

15.0JC-3CR/11185T

Generator - 15JC3N4C
Control - Code 149 (W.D.612C2657)
Code 208 (W.D.625A23)
Code 221 (W.D.625A632)
Engine - Spec T
*141D725 Carburetor (Gas)
*403A792 Skid Base Assembly
+102B549 Oil Base
Oil Base Heater - Refer to Oil
Base
Oil Level Maintainer Kit -
Refer to Oil Base
134D1805 Air Outlet Duct

15.0JC-3CR/11356T

Generator - 15JC3N4C
Control - Code 408 (W.D.612C4536)
Code 208 (W.D.625A23)
Code 221 (W.D.625A632)
Engine - Spec T
Vacu-Flo Cooled
*141D720 Carburetor (Gas-Gaso)
+102B549 Oil Base
Oil Base Heater - Refer to Oil
Base

15.0JC-3CR/11356T (Continued)

Oil Level Maintainer Kit -
Refer to Oil Base
309A171 Hi-Temp. Cut-Off Switch
338A337 Hi-Temp. Switch Wiring
Harness

15.0JC-3CR/11365T

Generator - 15JC3N4C
Control - Code 150 (W.D.612C2658)
Code 208 (W.D.625A23)
Code 221 (W.D.625A632)
Engine - Spec T
Vacu-Flo Cooled
*141D720 Carburetor (Gas-Gaso)
+102B549 Oil Base
Oil Base Heater - Refer to Oil
Base
Oil Level Maintainer Kit -
Refer to Oil Base
309P162 Hi-Temp. Cut-Off Switch
338A337 Hi-Temp. Switch Wiring
Harness

15.0JC-3CR31/8400T

Generator - 15JC3N4C
Control - Code 257 (W.D.612C3076)
Code 221 (W.D.625A632)
Engine - Spec T
*141D725 Carburetor (Gas)
307B845 Start Solenoid
306A195 Start Solenoid Bracket
307P312 Supply Line Fuel
Solenoid Valve - Electric
149P558 Supply Line Fuel Strainer

15.0JC-3CR31/9428T

Generator - 15JC3N4C
Control - Code 257 (W.D.612C3076)
Code 221 (W.D.625A632)
Engine - Spec T
*141D725 Carburetor (Gas)
134D1805 Air Outlet Duct
307P312 Supply Line Fuel
Solenoid Valve - Electric
149P558 Supply Line Fuel Strainer

15.0JC-3CR31/9639S

Generator - 15JC/229
Control - Code 284 (W.D.612C3422)
Code 221 (W.D.625A632)
Engine - Spec S
*141D725 Carburetor (Gas)
307B845 Start Solenoid
306A195 Start Solenoid Bracket
309P206 Hi-Temp. Cut-Off Switch
309P195 Hi-Temp. Switch Bracket
508A126 Hi-Temp. Switch
Insulating Washer (2)
508A127 Hi-Temp. Switch
Insulating Bushing
332A876 Hi-Temp. Switch Terminal
307A195 Supply Line Fuel
Solenoid Valve - Electric
149P558 Supply Line Fuel Strainer

* - Refer to Accessory Section for Component Parts.

▲ - Order unit or components not listed from manufacturer giving complete data shown
on name of the part.

+ - See Engine Section for Optional Call Outs.

MODEL DATA SECTION

215

15.0JC-3CR131/8873S (Cont.)

332A876 Hi-Temp. Switch Terminal
307P312 Supply Line Fuel Solenoid Valve - Electric
149P558 Supply Line Fuel Strainer
307B845 Start Solenoid
306A195 Start Solenoid Bracket

15.0JC-3R/2741S

Generator - 15JC3N4C

Control - Code 32 (W.D.612B1543)
Code 59 (W.D.612B1786)
Code 148 (W.D.612C2656)
Code 208 (W.D.625A23)
Code 221 (W.D.625A632)

Engine - Spec S

*140K893 Carb. Air Heater Kit
*405A1422 Housing Assy.
102B549 Oil Base
102B558 Oil Base Heater

15.0JC-3R/3061S

Generator - 15JC3N4C

Control - Code 32 (W.D.612B1543)
Code 59 (W.D.612B1786)
Code 148 (W.D.612C2656)
Code 208 (W.D.625A23)
Code 221 (W.D.625A632)

Engine - Spec S

*141D725 Carburetor (Gas)
*405A1422 Housing Assy.
102B549 Oil Base
102B558 Oil Base Heater

15.0JC-3R/3885S

Generator - 15JC3N4C

Control - Code 148 (W.D.612C2656)
Code 174 (W.D.615B199)
Code 221 (W.D.625A632)

Engine - Spec S

*141D725 Carburetor (Gas)
309P196 Hi-Temp. Cut-Off Switch
309A195 Hi-Temp. Switch Bracket
508A126 Hi-Temp. Switch
Insulating Washer
508A127 Hi-Temp. Switch
Insulating Bushing
332A876 Hi-Temp. Switch Terminal

15.0JC-3R/5557S

Generator - 15JC3N4C

Control - Code 158 (W.D.612C2734)
Code 173 (W.D.615B198)
Code 221 (W.D.625A632)

Engine - Spec S

*141D725 Carburetor (Gas)
309P196 Hi-Temp. Cut-Off Switch
309A195 Hi-Temp. Switch Bracket
508A126 Hi-Temp. Switch
Insulating Washer
508A127 Hi-Temp. Switch
Insulating Bushing
332A876 Hi-Temp. Switch Terminal

15.0JC-3R/5860S

Generator - 15JC3N4C

Control - Code 32 (W.D.612B1543)
Code 33 (W.D.612B1548)

15.0JC-3R/5860S (Cont.)

Code 147 (W.D.612C2655)
Code 208 (W.D.625A23)
Code 221 (W.D.625A632)

Engine - Spec S

*141D725 Carburetor (Gas)
*405A1422 Housing Assy.
102B549 Oil Base
102B558 Oil Base Heater

15.0JC-3R/8232S

Generator - 15JC3N4C

Control - Code 32 (W.D.612B1543)
Code 59 (W.D.612B1786)
Code 147 (W.D.612C2655)
Code 221 (W.D.625A632)

Engine - Spec S

*140K893 Carb. Air Heater Kit
*405A1424 Housing Assy. - NOTE:
Uses #134D1810 Air
Shutter Assy.
*159A799 Fuel Tank Assy.
309P196 Hi-Temp. Cut-Off Switch
309A195 Hi-Temp. Switch Bracket
508A126 Hi-Temp. Switch
Insulating Washer
508A127 Hi-Temp. Switch
Insulating Bushing
332A876 Hi-Temp. Switch
Terminal

15.0JC-3R/8375S

Generator - 15JC3N4C

Control - Code 32 (W.D.612B1543)
Code 35 (W.D.612B1559)
Code 147 (W.D.612C2655)
Code 221 (W.D.625A632)

Engine - Spec S

*140K893 Carb. Air Heater Kit
*405A1422 Housing Assy.
*159A799 Fuel Tank Assy.

15.0JC-3R/8524S

Generator - 15JC/229

Control - Code 32 (W.D.612B1543)
Code 35 (W.D.612B1559)
Code 162 (W.D.612C2738)
Code 208 (W.D.625A23)
Code 221 (W.D.625A632)

Engine - Spec S

*141D720 Carburetor (Gas-Gaso)
*405A1726 Housing Assy.
309P196 Hi-Temp. Cut-Off Switch
309A195 Hi-Temp. Switch Bracket
508A126 Hi-Temp. Switch
Insulating Washer
508A127 Hi-Temp. Switch
Insulating Bushing
332A876 Hi-Temp. Switch
Terminal
102B549 Oil Base
102B558 Oil Base Heater
155P360 Muffler
140A78 Muffler Mtg. Band (2)
155A949 Flexible Exhaust Tube

15.0JC-3R/8574S

Generator - 15JC/229

15.0JC-3R/8574S (Cont.)

Control - Code 32 (W.D.612B1553)
Code 35 (W.D.612B1559)
Code 162 (W.D.612C2738)
Code 221 (W.D.625A632)

Engine - Spec S

*140K893 Carb. Air Heater Kit
*405A1422 Housing Assy.
309P196 Hi-Temp. Cut-Off Switch
309A195 Hi-Temp. Switch Bracket
508A126 Hi-Temp. Switch
Insulating Washer
508A127 Hi-Temp. Switch
Insulating Bushing
332A876 Hi-Temp. Switch Terminal

15.0JC-3R/8592S

Generator - 15JC3N4C

Control - Code 147 (W.D.612C2655)
Code 185 (W.D.615B232)
Code 221 (W.D.625A632)

Engine - Spec S

Vacu-Flo Cooled
*141D725 Carburetor (Gas)

15.0JC-3R/8619S

Generator - 15JC3N4C

Control - Code 148 (W.D.612C2656)
Code 173 (W.D.615B199)
Code 208 (W.D.625A23)
Code 221 (W.D.625A632)

Engine - Spec S

*141D725 Carburetor (Gas)
134D1805 Air Outlet Duct
102B549 Oil Base
102B558 Oil Base Heater

15.0JC-3R/8698S

Generator - 15JC3N4C

Control - Code 158 (W.D.612C2734)
Code 173 (W.D.615B198)
Code 208 (W.D.625A23)
Code 221 (W.D.625A632)

Engine - Spec S

*141D725 Carburetor (Gas)
*134D1810 Air Shutter Assy.
102B549 Oil Base
102B558 Oil Base Heater
309P196 Hi-Temp. Cut-Off Switch
309A195 Hi-Temp. Switch Bracket
508A126 Hi-Temp. Switch
Insulating Washer
508A127 Hi-Temp. Switch
Insulating Bushing
332A876 Hi-Temp. Switch Terminal

15.0JC-3R/8699S

Generator - 15JC3N4C

Control - Code 148 (W.D.612C2656)
Code 173 (W.D.615B199)
Code 208 (W.D.625A23)
Code 221 (W.D.625A632)

Engine - Spec S

*141D725 Carburetor (Gas)
*134D1810 Air Shutter Assy.
102B549 Oil Base
102B558 Oil Base Heater
309P196 Hi-Temp. Cut-Off Switch

(Cont. next page)

*-Refer to Accessory Section for Component Parts.

MODEL DATA SECTION

15.0JC-3R/8699S (Cont.)

309A195 Hi-Temp. Switch Bracket
 508A126 Hi-Temp. Switch
 Insulating Washer
 508A127 Hi-Temp. Switch
 Insulating Bushing
 332A876 Hi-Temp. Switch Terminal

15.0JC-3R/8702S

Generator - 15JC/229
 Control - Code 229 (W.D.612C2789)
 Code 185 (W.D.615B232)
 Code 221 (W.D.625A632)
 Engine - Spec S
 *141D725 Carburetor (Gas)
 134D1805 Air Outlet Duct
 309P196 Hi-Temp. Cut-Off Switch
 309A195 Hi-Temp. Switch Bracket
 508A126 Hi-Temp. Switch
 Insulating Washer
 508A127 Hi-Temp. Switch
 Insulating Bushing
 332A876 Hi-Temp. Switch Terminal

15.0JC-3R/8703S

Generator - 15JC/229
 Control - Code 32 (W.D.612B1543)
 Code 33 (W.D.612B1548)
 Code 229 (W.D.612C2789)
 Code 208 (W.D.625A23)
 Code 221 (W.D.625A632)
 Engine - Spec S
 *140K893 Carb. Air Heater Kit
 *405A1422 Housing Assy.
 *159B760 Reservoir Tank Assy.
 102B549 Oil Base
 102B558 Oil Base Heater
 309P196 Hi-Temp. Cut-Off Switch
 309A195 Hi-Temp. Switch Bracket
 508A126 Hi-Temp. Switch
 Insulating Washer
 508A127 Hi-Temp. Switch
 Insulating Bushing
 332A876 Hi-Temp. Switch Terminal

15.0JC-3R/8706S

Generator - 15JC3N4C
 Control - Code 32 (W.D.612B1543)
 Code 35 (W.D.612B1559)
 Code 148 (W.D.612C2656)
 Code 221 (W.D.625A632)
 Engine - Spec S
 *140K893 Carb. Air Heater Kit
 *405A1422 Housing Assy.
 309P196 Hi-Temp. Cut-Off Switch
 309A195 Hi-Temp. Switch Bracket
 508A126 Hi-Temp. Switch
 Insulating Washer
 508A127 Hi-Temp. Switch
 Insulating Bushing
 332A876 Hi-Temp. Switch Terminal

15.0JC-3R/8718S

Generator - 15JC/229
 Control - Code 32 (W.D.612B1543)
 Code 35 (W.D.612B1559)
 Code 162 (W.D.612C2738)
 Code 208 (W.D.625A23)

15.0JC-3R/8718S (Cont.)

Code 221 (W.D.625A632)
 Engine - Spec S
 *140K893 Carb. Air Heater Kit
 *405A1424 Housing Assy. - NOTE:
 Uses #134D1810 Air
 Shutter Assy.
 *159B760 Reservoir Tank Assy.
 102B549 Oil Base
 102B558 Oil Base Heater
 309P196 Hi-Temp. Cut-Off Switch
 309A195 Hi-Temp. Switch Bracket
 508A126 Hi-Temp. Switch
 Insulating Washer
 508A127 Hi-Temp. Switch
 Insulating Bushing
 332A876 Hi-Temp. Switch
 Terminal

15.0JC-3R/8719S

Generator - 15JC3N4C
 Control - Code 148 (W.D.612C2656)
 Code 174 (W.D.615B199)
 Code 221 (W.D.625A632)
 Engine - Spec S
 Vacu-Flo Cooled
 *140K892 Carb. Air Heater Kit
 309P162 Hi-Temp. Cut-Off Switch
 338A337 Hi-Temp. Switch Wiring
 Harness

15.0JC-3R/8722S

Generator - 15JC3N4C
 Control - Code 32 (W.D.612B1543)
 Code 35 (W.D.612B1559)
 Code 148 (W.D.612C2656)
 Code 221 (W.D.625A632)
 Engine - Spec S
 *141D720 Carburetor (Gas-Gaso)
 *405A1724 Housing Assy.
 *159A799 Fuel Tank Assy.
 155P360 Muffler
 140A78 Muffler Mtg. Band (2)
 155A949 Flexible Exhaust Tube

15.0JC-3R/8855S

Generator - 15JC3N4C
 Control - Code 32 (W.D.612B1543)
 Code 35 (W.D.612B1559)
 Code 147 (W.D.612C2655)
 Code 221 (W.D.625A632)
 Engine - Spec S
 *140K893 Carb. Air Heater Kit
 *405A1422 Housing Assy.
 *159A799 Fuel Tank Assy.

15.0JC-3R/8871S

Generator - 15JC3N4C
 Control - Code 32 (W.D.612B1543)
 Code 35 (W.D.612B1559)
 Code 147 (W.D.612C2655)
 Code 221 (W.D.625A632)
 Engine - Spec S
 *140K893 Carb. Air Heater Kit
 *405A1424 Housing Assy. - NOTE:
 Uses #134D1810 Air
 Shutter Assy.
 *159A799 Fuel Tank Assy.

15.0JC-3R/8871S (Cont.)

309P196 Hi-Temp. Cut-Off Switch
 309A195 Hi-Temp. Switch Bracket
 508A126 Hi-Temp. Switch
 Insulating Washer
 508A127 Hi-Temp. Switch
 Insulating Bushing
 332A876 Hi-Temp. Switch
 Terminal

15.0JC-3R/8893S

Generator - 15JC3N4C
 Control - Code 147 (W.D.612C2655)
 Code 173 (W.D.615B198)
 Code 221 (W.D.625A632)
 Engine - Spec S
 Vacu-Flo Cooled
 *140K892 Carb. Air Heater Kit
 309P162 Hi-Temp. Cut-Off Switch
 338A337 Hi-Temp. Switch Wiring
 Harness

15.0JC-3R/8899S

Generator - 15JC3N4C
 Control - Code 158 (W.D.612C2734)
 Code 173 (W.D.615B198)
 Code 221 (W.D.625A632)
 Engine - Spec S
 *140K894 Carb. Air Heater Kit
 309P196 Hi-Temp. Cut-Off Switch
 309A195 Hi-Temp. Switch Bracket
 508A126 Hi-Temp. Switch
 Insulating Washer
 508A127 Hi-Temp. Switch
 Insulating Bushing
 332A876 Hi-Temp. Switch
 Terminal

15.0JC-3R/8969S

Generator - 15JC3N4C
 Control - Code 32 (W.D.612B1543)
 Code 35 (W.D.612B1559)
 Code 147 (W.D.612C2655)
 Code 221 (W.D.625A632)
 Engine - Spec S
 *140K893 Carb. Air Heater Kit
 *405A1424 Housing Assy. - NOTE:
 Uses #134D1810 Air
 Shutter Assy.
 *159A799 Fuel Tank Assy.

15.0JC-4R/211S

Generator - 15JC4N4C
 Control - Code 149 (W.D.612C2657)
 Code 208 (W.D.625A23)
 Code 221 (W.D.625A632)
 Engine - Spec S
 *141D720 Carburetor (Gas-Gaso)
 102B549 Oil Base
 102B558 Oil Base Heater

15.0JC-4R/1041S

Generator - 15JC4N4C
 Control - Code 32 (W.D.612B1543)
 Code 149 (W.D.612C2657)
 Code 221 (W.D.625A632)
 Engine - Spec S

(Cont. next page)

MODEL DATA SECTION

217

15.0JC-4R/1041S (Cont.)

- *140K893 Carb. Air Heater Kit
- *405A1421 Housing Assy.
- *159A799 Fuel Tank Assy.

15.0JC-4R/1075S

- Generator - 15JC4N4C
- Control - Code 32 (W.D.612B1543)
- Code 149 (W.D.612C2657)
- Code 221 (W.D.625A632)
- Engine - Spec S
- *141D725 Carburetor (Gas)
- *405A1421 Housing Assy.

15.0JC-4R/1078S

- Generator - 15JC4N4C
- Control - Code 150 (W.D.612C2658)
- Code 175 (W.D.615B202)
- Code 221 (W.D.625A632)
- Engine - Spec S
- *141D720 Carburetor (Gas-Gaso)

15.0JC-4R/1282S

- Generator - 15JC4N4C
- Control - Code 150 (W.D.612C2658)
- Code 221 (W.D.625A632)
- Engine - Spec S
- *141D720 Carburetor (Gas-Gaso)
- 309P196 Hi-Temp. Cut-Off Switch
- 309A195 Hi-Temp. Switch Bracket
- 508A126 Hi-Temp. Switch
- Insulating Washer
- 508A127 Hi-Temp. Switch
- Insulating Bushing
- 332A876 Hi-Temp. Switch Terminal

15.0JC-4R/1871S

- Generator - 15JC4N4C
- Control - Code 149 (W.D.612C2657)
- Code 181 (W.D.615B221)
- Code 221 (W.D.625A632)
- Engine - Spec S
- *141D725 Carburetor (Gas)

15.0JC-4R/2088S

- Generator - 15JC4N4C
- Control - Code 149 (W.D.612C2657)
- Code 180 (W.D.615B218)
- Code 221 (W.D.625A632)
- Engine - Spec S
- *141D725 Carburetor (Gas)

15.0JC-4R/2442S

- Generator - 15JC4N4C
- Control - Code 149 (W.D.612C2657)
- Code 221 (W.D.625A632)
- Engine - Spec S
- *141D720 Carburetor (Gas-Gaso)
- *134D1805 Air Outlet Duct

15.0JC-4R/3438S

- Generator - 15JC4N4C
- Control - Code 150 (W.D.612C2658)
- Code 180 (W.D.615B218)
- Code 221 (W.D.625A632)
- Engine - Spec S
- *141D725 Carburetor (Gas)

15.0JC-4R/3438S (Cont.)

- 134D1805 Air Outlet Duct
- 309P196 Hi-Temp. Cut-Off Switch
- 309A195 Hi-Temp. Switch Bracket
- 508A126 Hi-Temp. Switch
- Insulating Washer
- 508A127 Hi-Temp. Switch
- Insulating Bushing
- 332A876 Hi-Temp. Switch
- Terminal

15.0JC-4R/3667S

- Generator - 15JC4N4C
- Control - Code 28 (W.D.612B1486)
- Code 32 (W.D.612B1543)
- Code 149 (W.D.612C2657)
- Code 208 (W.D.625A23)
- Code 221 (W.D.625A632)
- Engine - Spec S
- *141D720 Carburetor (Gas-Gaso)
- *405A1422 Housing Assy.
- 102B549 Oil Base
- 102B558 Oil Base Heater

15.0JC-4R/3819S

- Generator - 15JC4N4C
- Control - Code 149 (W.D.612C2657)
- Code 221 (W.D.625A632)
- Engine - Spec S
- *141D725 Carburetor (Gas)
- 134D1805 Air Outlet Duct
- 309P196 Hi-Temp. Cut-Off Switch
- 309A195 Hi-Temp. Switch Bracket
- 508A126 Hi-Temp. Switch
- Insulating Washer
- 508A127 Hi-Temp. Switch
- Insulating Bushing
- 332A876 Hi-Temp. Switch
- Terminal

15.0JC-4R/3862S

- Generator - 15JC4N4C
- Control - Code 32 (W.D.612B1543)
- Code 150 (W.D.612C2658)
- Code 221 (W.D.625A632)
- Engine - Spec S
- *141D720 Carburetor (Gas-Gaso)
- *405A1421 Housing Assy.
- *159A799 Fuel Tank Assy.

15.0JC-4R/5041S

- Generator - 15JC4N4C
- Control - Code 149 (W.D.612C2657)
- Code 208 (W.D.625A23)
- Code 221 (W.D.625A632)
- Engine - Spec S
- *141D720 Carburetor (Gas-Gaso)
- 134D1805 Air Outlet Duct
- 102B549 Oil Base
- 102B558 Oil Base Heater

15.0JC-4R/5425S

- Generator - 15JC/179
- Control - Code 161 (W.D.612C2737)
- Code 180 (W.D.615B218)
- Code 221 (W.D.625A632)
- Engine - Spec S

15.0JC-4R/5425S (Cont.)

- *141D725 Carburetor (Gas)
- 134D1805 Air Outlet Duct
- 309P196 Hi-Temp. Cut-Off Switch
- 309A195 Hi-Temp. Switch Bracket
- 508A126 Hi-Temp. Switch
- Insulating Washer
- 508A127 Hi-Temp. Switch
- Insulating Bushing
- 332A876 Hi-Temp. Switch Terminal

15.0JC-4R/6354S

- Generator - 15JC4N4C
- Control - Code 150 (W.D.612C2658)
- Code 175 (W.D.615B202)
- Code 221 (W.D.625A632)
- Engine - Spec S
- *141D725 Carburetor (Gas)
- *134D1810 Air Shutter Assy.
- 309P196 Hi-Temp. Cut-Off Switch
- 309A195 Hi-Temp. Switch Bracket
- 508A126 Hi-Temp. Switch
- Insulating Washer
- 508A127 Hi-Temp. Switch
- Insulating Bushing
- 332A876 Hi-Temp. Switch
- Terminal

15.0JC-4R/6365S

- Generator - 15JC4N4C
- Control - Code 149 (W.D.612C2657)
- Code 32 (W.D.612B1543)
- Code 221 (W.D.625A632)
- Engine - Spec S
- *141D725 Carburetor (Gas)
- *405A1423 Housing Assy. - NOTE:
- Uses #134D1810 Air
- Shutter Assy.
- 309P196 Hi-Temp. Cut-Off Switch
- 309A195 Hi-Temp. Switch Bracket
- 508A126 Hi-Temp. Switch
- Insulating Washer
- 508A127 Hi-Temp. Switch
- Insulating Bushing
- 332A876 Hi-Temp. Switch
- Terminal

15.0JC-4R/7016S

- Generator - 15JC4N4C
- Control - Code 149 (W.D.612C2657)
- Code 175 (W.D.615B202)
- Code 221 (W.D.625A632)
- Engine - Spec S
- *141D725 Carburetor (Gas)
- *403A792 Skid Base Assy.
- 416B522 Battery Support Plate
- 134D1805 Air Outlet Duct

15.0JC-4R/7122S

- Generator - 15JC4N4C
- Control - Code 32 (W.D.612B1543)
- Code 150 (W.D.612C2658)
- Code 221 (W.D.625A632)
- Engine - Spec S
- *141D725 Carburetor (Gas)
- *405A1421 Housing Assy.
- 309P196 Hi-Temp. Cut-Off Switch

(Cont. next page)

MODEL DATA SECTION

15.0JC-4R/7122S (Cont.)

309A195 Hi-Temp. Switch Bracket
 508A126 Hi-Temp. Switch
 Insulating Washer
 508A127 Hi-Temp. Switch
 Insulating Bushing
 332A876 Hi-Temp. Switch Terminal
 155P360 Muffler
 140A78 Muffler Mtg. Band (2)
 155A949 Flexible Exhaust Tube

15.0JC-4R/7842S

Generator - 15JC4N4C
 Control - Code 32 (W.D.612B1543)
 Code 150 (W.D.612C2658)
 Code 208 (W.D.625A23)
 Code 221 (W.D.625A632)
 Engine - Spec S
 *141D720 Carburetor (Gas-Gaso)
 *405A1423 Housing Assy. - NOTE:
 Uses #134D1810 Air
 Shutter Assy.
 102B549 Oil Base
 102B558 Oil Base Heater
 309P196 Hi-Temp. Cut-Off Switch
 309A195 Hi-Temp. Switch Bracket
 508A126 Hi-Temp. Switch
 Insulating Washer
 508A127 Hi-Temp. Switch
 Insulating Bushing
 332A876 Hi-Temp. Switch Terminal

15.0JC-4R/7857S

Generator - 15JC/179
 Control - Code 231 (W.D.612C2851)
 Code 184 (W.D.615B230)
 Code 221 (W.D.625A632)
 Engine - Spec S
 *141D725 Carburetor (Gas)
 *134D1810 Air Shutter Assy.
 309P196 Hi-Temp. Cut-Off Switch
 309A195 Hi-Temp. Switch Bracket
 508A126 Hi-Temp. Switch
 Insulating Washer
 508A127 Hi-Temp. Switch
 Insulating Bushing
 332A876 Hi-Temp. Switch Terminal

15.0JC-4R/8299S

Generator - 15JC4N4C
 Control - Code 23 (W.D.612B1469)
 Code 32 (W.D.612B1543)
 Code 150 (W.D.612C2658)
 Code 208 (W.D.625A23)
 Code 221 (W.D.625A632)
 Engine - Spec S
 *140K677 Oil Bath Air Cleaner Kit
 *159A799 Fuel Tank Assy.
 *405A1424 Housing Assy. - NOTE:
 Uses #134D1810 Air
 Shutter Assy.
 405A1651 Upper Front Panel -
 Engine End
 102B549 Oil Base
 102B558 Oil Base Heater
 309P196 Hi-Temp. Cut-Off Switch
 309A195 Hi-Temp. Switch Bracket
 508A126 Hi-Temp. Switch
 Insulating Washer

15.0JC-4R/8299S (Cont.)

508A127 Hi-Temp. Switch
 Insulating Bushing
 332A876 Hi-Temp. Switch
 Terminal

15.0JC-4R/8457S

Generator - 15JC4N4C
 Control - Code 150 (W.D.612C2658)
 Code 221 (W.D.625A632)
 Engine - Spec S
 Vacu-Flo Cooled
 *140K892 Carb. Air Heater Kit

15.0JC-4R/8520S

Generator - 15JC4N4C
 Control - Code 150 (W.D.612C2658)
 Code 221 (W.D.625A632)
 301C778 Running Time Meter Box
 301A779 Running Time Meter Box
 Cover
 508-8 Grommet
 302P465 Running Time Meter
 Engine - Spec S
 Vacu-Flo Cooled
 *140K892 Carb. Air Heater Kit
 309P162 Hi-Temp. Cut-Off Switch
 338A337 Hi-Temp. Switch Wiring
 Harness

15.0JC-4R/8525S

Generator - 15JC4N4C
 Control - Code 150 (W.D.612C2658)
 Code 221 (W.D.625A632)
 Engine - Spec S
 Vacu-Flo Cooled
 *141D720 Carburetor (Gas)

15.0JC-4R/8542S

Generator - 15JC4N4C
 Control - Code 149 (W.D.612C2657)
 Code 221 (W.D.625A632)
 Engine - Spec S
 *141D725 Carburetor (Gas)
 134D1805 Air Outlet Duct
 112A92 Piston & Pin Assy. (4)

15.0JC-4R/8547S

Generator - 15JC4N4C
 Control - Code 150 (W.D.612C2658)
 Code 221 (W.D.625A632)
 Engine - Spec S
 *141D725 Carburetor (Gas)
 112A92 Piston & Pin Assy. (4)
 309P162 Hi-Temp. Cut-Off Switch
 338A337 Hi-Temp. Switch Wiring
 Harness

15.0JC-4R/8613S

Generator - 15JC4N4C
 Control - Code 150 (W.D.612C2658)
 Code 221 (W.D.625A632)
 Engine - Spec S
 Vacu-Flo Cooled
 *140K892 Carb. Air Heater Kit
 *159B760 Reservoir Tank Assy.

15.0JC-4R/8671S

Generator - 15JC4N4C
 Control - Code 32 (W.D.612B1543)
 Code 149 (W.D.612C2657)
 Code 221 (W.D.625A632)
 301C1195 Blank Instrument Panel
 Engine - Spec S
 *140K893 Carb. Air Heater Kit
 *405A1422 Housing Assy.

15.0JC-4R/8685S

Generator - 15JC4N4C
 Control - Code 150 (W.D.612C2658)
 Code 221 (W.D.625A632)
 Engine - Spec S
 *141D725 Carburetor (Gas)
 *403A792 Skid Base Assy.
 416B522 Battery Support Plate

15.0JC-4R/8696S

Generator - 15JC4N4C
 Control - Code 149 (W.D.612C2657)
 Code 208 (W.D.625A23)
 Code 221 (W.D.625A632)
 Engine - Spec S
 Vacu-Flo Cooled
 *141D725 Carburetor (Gas)
 *403A792 Skid Base Assy.
 416B522 Battery Support Plate
 102B549 Oil Base
 102B558 Oil Base Heater

15.0JC-4R/8773S

Generator - 15JC/179
 Control - Code 23 (W.D.612B1469)
 Code 32 (W.D.612B1543)
 Code 159 (W.D.612C2735)
 Code 208 (W.D.625A23)
 Code 221 (W.D.625A632)
 Engine - Spec S
 *141D725 Carburetor (Gas)
 *405A1424 Housing Assy. - NOTE:
 Uses #134D1810 Air
 Shutter Assy.
 309P196 Hi-Temp. Cut-Off Switch
 309A195 Hi-Temp. Switch Bracket
 508A126 Hi-Temp. Switch
 Insulating Washer
 508A127 Hi-Temp. Switch
 Insulating Bushing
 332A876 Hi-Temp. Switch Terminal
 102B549 Oil Base
 102B558 Oil Base Heater

15.0JC-4R/8786S

Generator - 15JC/179
 Control - Code 241 (W.D.612C2910)
 Code 175 (W.D.615B202)
 Code 208 (W.D.625A632)
 Engine - Spec S
 *141D725 Carburetor (Gas)

15.0JC-4R/8825S

Generator - 15JC4N4C
 Control - Code 28 (W.D.612B1486)
 Code 32 (W.D.612B1543)
 Code 149 (W.D.612C2657)
 Code 208 (W.D.625A23)
 Code 221 (W.D.625A632)

(Cont. next page)

MODEL DATA SECTION

265

15.0JC-3CR31/9639T

Generator - 15JC/229
Control - Code 284 (W.D.612C3422)
Code 221 (W.D.625A632)
Engine - Spec T
*141D725 Carburetor (Gas)
307B845 Start Solenoid
306A195 Start Solenoid Bracket
309P206 Hi-Temp. Cut-Off Switch
309A195 Hi-Temp. Switch Bracket
508A126 Hi-Temp. Switch
Insulating Washer (2)
508A127 Hi-Temp. Switch
Insulating Bushing
332A876 Hi-Temp. Switch
Terminal
307A195 Supply Line Fuel
Solenoid Valve -
Electric
149P558 Supply Line Fuel
Strainer

15.0JC-3CR31/10538S

Generator - 15JC3N4C
Control - Code 332 (W.D.612C3698)
Code 221 (W.D.625A632)
Engine - Spec S
*141D725 Carburetor (Gas)
307B845 Start Solenoid
306A195 Start Solenoid Bracket
309P206 Hi-Temp. Cut-Off Switch
309A195 Hi-Temp. Switch Bracket
508A126 Hi-Temp. Switch
Insulating Washer (2)
508A127 Hi-Temp. Switch
Insulating Bushing
332A876 Hi-Temp. Switch
Terminal

15.0JC-3R/768T

Generator - 15JC3N4C
Control - Code 149 (W.D.612C2657)
Code 174 (W.D.615B199)
Code 221 (W.D.625A632)
Engine - Spec T
*141D720 Carburetor (Gas-Gaso)

15.0JC-3R/1092T

Generator - 15JC3N4C
Control - Code 32 (W.D.612B1543)
Code 59 (W.D.612B1786)
Code 149 (W.D.612C2657)
Code 221 (W.D.625A632)
Engine - Spec T
*140K893 Carburetor Air Heater
Kit
*405A1422 Housing Assembly
*159A799 Fuel Tank Kit

15.0JC-3R/1301T

Generator - 15JC3N4C
Control - Code 32 (W.D.612B1543)
Code 59 (W.D.612B1786)
Code 150 (W.D.612C2658)
Code 221 (W.D.625A632)
Engine - Spec T

15.0JC-3R/1301T (Continued)

*140K893 Carburetor Air Heater
Kit
*405A1422 Housing Assembly
*159A799 Fuel Tank Kit

15.0JC-3R/2088T

Generator - 15JC3N4C
Control - Code 149 (W.D.612C2657)
Code 173 (W.D.615B198)
Code 221 (W.D.625A632)
Engine - Spec T
*141D725 Carburetor (Gas)

15.0JC-3R/3252S

Generator - 15JC3N4C
Control - Code 150 (W.D.612C2658)
Code 174 (W.D.615B199)
Code 221 (W.D.625A632)
Engine - Spec S
*141D725 Carburetor (Gas)
134D1805 Air Outlet Duct
309P196 Hi-Temp. Cut-Off Switch
309A195 Hi-Temp. Switch Bracket
508A126 Hi-Temp. Switch
Insulating Washer (2)
508A127 Hi-Temp. Switch
Insulating Bushing
332A876 Hi-Temp. Switch
Terminal

15.0JC-3R/3482S

Generator - 15JC3N4C
Control - Code 149 (W.D.612C2657)
Code 173 (W.D.615B198)
Code 221 (W.D.625A632)
Engine - Spec S
*140K893 Carburetor Air Heater
Kit
*159B760 Reservoir Tank Assy.

15.0JC-3R/3766T

Generator - 15JC3N4C
Control - Code 149 (W.D.612C2657)
Code 173 (W.D.615B198)
Code 221 (W.D.625A632)
Engine - Spec T
*140K894 Carburetor Air Heater
Kit
*159B760 Reservoir Tank Assy.

15.0JC-3R/4771S

Generator - 15JC3N4C
Control - Code 150 (W.D.612C2658)
Code 173 (W.D.615B198)
Code 221 (W.D.625A632)
Engine - Spec S
*141D725 Carburetor (Gas)
309P196 Hi-Temp. Cut-Off Switch
309A195 Hi-Temp. Switch Bracket
508A126 Hi-Temp. Switch
Insulating Washer (2)
508A127 Hi-Temp. Switch
Insulating Bushing
332A876 Hi-Temp. Switch
Terminal

15.0JC-3R/4771T

Generator - 15JC3N4C
Control - Code 150 (W.D.612C2658)
Code 173 (W.D.615B198)
Code 221 (W.D.625A632)
Engine - Spec S
*141D725 Carburetor (Gas)
309P196 Hi-Temp. Cut-Off Switch
309A195 Hi-Temp. Switch Bracket
508A126 Hi-Temp. Switch
Insulating Washer (2)
508A127 Hi-Temp. Switch
Insulating Bushing
332A876 Hi-Temp. Switch
Terminal

15.0JC-3R/5539S

Generator - 15JC/229
Control - Code 159 (W.D.612C2735)
Code 173 (W.D.615B198)
Code 221 (W.D.625A632)
Engine - Spec S
*141D725 Carburetor (Gas)
134D1805 Air Outlet Duct
309P196 Hi-Temp. Cut-Off Switch
309A195 Hi-Temp. Switch Bracket
508A126 Hi-Temp. Switch
Insulating Washer (2)
508A127 Hi-Temp. Switch
Insulating Bushing
332A876 Hi-Temp. Switch
Terminal

15.0JC-3R/5652S

Generator - 15JC3N4C
Control - Code 32 (W.D.612B1543)
Code 59 (W.D.612B1786)
Code 149 (W.D.612C2657)
Code 221 (W.D.625A632)
Engine - Spec S
*140K893 Carburetor Air Heater
Kit
*405A1724 Housing Assembly
*159A799 Fuel Tank Kit
155P360 Exhaust Muffler
140A78 Muffler Mounting Band
(2)
155A949 Flexible Exhaust Tube
505-43 Pipe Elbow - 1-1/2 x 90°


15.0JC-3R/8451T

Generator - 15JC3N4C
Control - Code 32 (W.D.612B1543)
Code 35 (W.D.612B1559)
Code 149 (W.D.612C2657)
Code 221 (W.D.625A632)
Engine - Spec T
*141D725 Carburetor (Gas)
*405A1422 Housing Assembly

15.0JC-3R/8509S

Generator - 15JC3N4C
Control - Code 32 (W.D.612B1543)
Code 35 (W.D.612B1559)
Code 150 (W.D.612C2658)
Code 221 (W.D.625A632)

* - Refer to Accessory Section for Component Parts.



MODEL DATA SECTION

2

15.0JC-3R/8509S (Continued)

Engine - Spec S
 *140K893 Carburetor Air Heater Kit
 *405A1424 Housing Assy. - NOTE:
 Uses #134D1810 Air Shutter Assembly
 309P196 Hi-Temp. Cut-Off Switch
 309A195 Hi-Temp. Switch Bracket
 508A126 Hi-Temp. Switch
 Insulating Washer (2)
 508A127 Hi-Temp. Switch
 Insulating Bushing
 332A876 Hi-Temp. Switch
 Terminal

15.0JC-3R/8941S

Generator - 15JC3N4C
 Control - Code 32 (W.D.612B1543)
 Code 35 (W.D.612B1559)
 Code 149 (W.D.612C2657)
 Code 221 (W.D.625A632)

Engine - Spec S
 *140K893 Carburetor Air Heater Kit
 *405A1422 Housing Assembly

15.0JC-3R/9037S

Generator - 15JC3N4C
 Control - Code 150 (W.D.612C2658)
 Code 173 (W.D.615B198)
 Code 221 (W.D.625A632)

Engine - Spec S
 Vacu-Flo Cooled
 *140K892 Carburetor Air Heater Kit

15.0JC-3R/9279S

Generator - 15JC3N4C
 Control - Code 32 (W.D.612B1543)
 Code 35 (W.D.612B1559)
 Code 150 (W.D.612C2658)
 Code 221 (W.D.625A632)

Engine - Spec S
 *140K893 Carburetor Air Heater Kit
 *405A1424 Housing Assy. - NOTE:
 Uses #134D1810 Air Shutter Assembly
 *159A799 Fuel Tank Assembly
 309P206 Hi-Temp. Cut-Off Switch
 309A195 Hi-Temp. Switch Bracket
 508A126 Hi-Temp. Switch
 Insulating Washer (2)
 508A127 Hi-Temp. Switch
 Insulating Bushing
 332A876 Hi-Temp. Switch
 Terminal

15.0JC-3R/9580T

Generator - 15JC3N4C
 Control - Code 32 (W.D.612B1543)
 Code 35 (W.D.612B1559)
 Code 150 (W.D.612C2658)
 Code 208 (W.D.625A23)
 Code 221 (W.D.625A632)

15.0JC-3R/9580T (Continued)

Engine - Spec T
 *141D725 Carburetor (Gas)
 *405A1424 Housing Assy. - NOTE:
 Uses #134D1810 Air Shutter Assembly
 +102B549 Oil Base
 Oil Base Heater - Refer to Oil Base
 Oil Level Maintainer Kit -
 Refer to Oil Base
 309P196 Hi-Temp. Cut-Off Switch
 309A195 Hi-Temp. Switch Bracket
 508A126 Hi-Temp. Switch
 Insulating Washer (2)
 508A127 Hi-Temp. Switch
 Insulating Bushing
 332A876 Hi-Temp. Switch
 Terminal

15.0JC-3R/9707S

Generator - 15JC3N4C
 Control - Code 32 (W.D.612B1543)
 Code 59 (W.D.612B1786)
 Code 150 (W.D.612C2658)
 Code 208 (W.D.625A23)
 Code 221 (W.D.625A632)

Engine - Spec S
 *141D725 Carburetor (Gas)
 *405A1422 Housing Assembly
 +102B549 Oil Base
 Oil Base Heater - Refer to Oil Base
 Oil Level Maintainer Kit -
 Refer to Oil Base

15.0JC-3R/9707T

Generator - 15JC3N4C
 Control - Code 32 (W.D.612B1543)
 Code 59 (W.D.612B1786)
 Code 150 (W.D.612C2658)
 Code 208 (W.D.625A23)
 Code 221 (W.D.625A632)

Engine - Spec T
 *141D725 Carburetor (Gas)
 *405A1422 Housing Assembly
 +102B549 Oil Base
 Oil Base Heater - Refer to Oil Base
 Oil Level Maintainer Kit -
 Refer to Oil Base

15.0JC-3R/9768S

Generator - 15JC3N4C
 Control - Code 32 (W.D.612B1543)
 Code 35 (W.D.612B1559)
 Code 150 (W.D.612C2658)
 Code 221 (W.D.625A632)

Engine - Spec S
 *140K893 Carburetor Air Heater Assembly
 *405A1422 Housing Assembly
 *159A799 Fuel Tank Assembly
 309P196 Hi-Temp. Cut-Off Switch
 309A195 Hi-Temp. Switch Bracket
 508A126 Hi-Temp. Switch
 Insulating Washer (2)

15.0JC-3R/9768S (Continued)

508A127 Hi-Temp. Switch
 Insulating Bushing
 332A876 Hi-Temp. Switch
 Terminal

15.0JC-3R/10210T

Generator - 15JC3N4C
 Control - Code 150 (W.D.612C2658)
 Code 173 (W.D.615B198)
 Code 221 (W.D.625A632)

Engine - Spec T
 Vacu-Flo Cooled
 *141D725 Carburetor (Gas)

15.0JC-3R/10302S

Generator - 15JC/231
 Control - Code 32 (W.D.612B1543)
 Code 161 (W.D.612C2737)
 Code 312 (W.D.612B3503)
 Code 208 (W.D.625A23)
 Code 223 (W.D.625A711)

Engine - Spec S
 *140K893 Carburetor Air Heater Kit
 *405A1726 Housing Assembly
 +102B549 Oil Base
 Oil Base Heater - Refer to Oil Base
 Oil Level Maintainer Kit -
 Refer to Oil Base
 155P360 Exhaust Muffler
 140A78 Muffler Mounting Bands (2)
 155A949 Flexible Exhaust Tube
 505-43 Pipe Elbow - 1-1/2 x 90°
 309P206 Hi-Temp. Cut-Off Switch
 309A195 Hi-Temp. Switch Bracket
 508A126 Hi-Temp. Switch
 Insulating Washer (2)
 508A127 Hi-Temp. Switch
 Insulating Bushing
 332A876 Hi-Temp. Switch
 Terminal

15.0JC-3R/10302T

Generator - 15JC/231
 Control - Code 32 (W.D.612B1543)
 Code 161 (W.D.612C2737)
 Code 312 (W.D.612B3503)
 Code 208 (W.D.625A23)
 Code 223 (W.D.625A711)

Engine - Spec S
 *140K893 Carburetor Air Heater Kit
 *405A1726 Housing Assembly
 +102B549 Oil Base
 Oil Base Heater - Refer to Oil Base
 Oil Level Maintainer Kit -
 Refer to Oil Base
 155P360 Exhaust Muffler
 140A78 Muffler Mounting Band (2)
 155A949 Flexible Exhaust Tube
 505-43 Pipe Elbow - 1-1/2 x 90°
 309P206 Hi-Temp. Cut-Off Switch

* - Refer to Accessory Section for Component Parts.
 + - See Engine Section for Optional Call Outs.

MODEL DATA SECTION

267

15.0JC-3R/10302T (Continued)

309A195 Hi-Temp. Switch Bracket
508A126 Hi-Temp. Switch
Insulating Washer (2)
508A127 Hi-Temp. Switch
Insulating Bushing
332A876 Hi-Temp. Switch
Terminal

15.0JC-3R/10330S

Generator - 15JC/229
Control - Code 159 (W.D.612C2735)
Code 173 (W.D.615B198)
Code 221 (W.D.625A632)
Engine - Spec S
Vacu-Flo Cooled
*140K892 Carburetor Air Heater
Kit
+102B549 Oil Base
Oil Base Heater - Refer to Oil
Base
Oil Level Maintainer Kit -
Refer to Oil Base
309P162 Hi-Temp. Cut-Off Switch
338A337 Hi-Temp. Switch Wiring
Harness

15.0JC-3R/10394S

Generator - 15JC3N4C
Control - Code 150 (W.D.612C2658)
Code 174 (W.D.615B199)
Code 208 (W.D.625A23)
Code 221 (W.D.625A632)
Engine - Spec S
*141D725 Carburetor (Gas)
+102B549 Oil Base
Oil Base Heater - Refer to Oil
Base
Oil Level Maintainer Kit -
Refer to Oil Base

15.0JC-3R/10395S

Generator - 15JC3N4C
Control - Code 150 (W.D.612C2658)
Code 174 (W.D.615B199)
Code 221 (W.D.625A632)
Engine - Spec S
Vacu-Flo Cooled
*141D720 Carburetor (Gas-Gaso)
309P162 Hi-Temp. Cut-Off Switch
338A337 Hi-Temp. Switch Wiring
Harness

15.0JC-3R/10638S

Generator - 15JC3N4C
Control - Code 32 (W.D.612B1543)
Code 35 (W.D.612B1559)
Code 237 (W.D.612C2873)
Code 221 (W.D.625A632)
Engine - Spec S
*141D725 Carburetor (Gas)
*405A1723 Housing Assembly
309P206 Hi-Temp. Cut-Off Switch
309A195 Hi-Temp. Switch Bracket
508A126 Hi-Temp. Switch
Insulating Washer (2)

15.0JC-3R/10638S (Continued)

508A127 Hi-Temp. Switch
Insulating Bushing
332A876 Hi-Temp. Switch
Terminal
155P360 Exhaust Muffler
140A78 Muffler Mounting Bands
155A949 Flexible Exhaust Tube
505-43 Pipe Elbow - 1-1/2 x
90°

15.0JC-3R/10652S

Generator - 15JC3N4C
Control - Code 32 (W.D.612B1543)
Code 35 (W.D.612B1559)
Code 150 (W.D.612C2658)
Code 208 (W.D.625A23)
Code 221 (W.D.625A632)
Engine - Spec S
*141D725 Carburetor (Gas)
*405A1422 Housing Assembly
+102B549 Oil Base
Oil Base Heater - Refer to Oil
Base
Oil Level Maintainer Kit -
Refer to Oil Base
309P196 Hi-Temp. Cut-Off Switch
309A195 Hi-Temp. Switch Bracket
508A126 Hi-Temp. Switch
Insulating Washer (2)
508A127 Hi-Temp. Switch
Insulating Bushing
332A876 Hi-Temp. Switch
Terminal

15.0JC-3R/10657S

Generator - 15JC3N4C
Control - Code 32 (W.D.612B1543)
Code 35 (W.D.612B1559)
Code 149 (W.D.612C2657)
Code 221 (W.D.625A632)
Engine - Spec S
*141D720 Carburetor (Gas-Gaso)
*405A1422 Housing Assembly

15.0JC-3R/10985S

Generator - 15JC3N4C
Control - Code 32 (W.D.612B1543)
Code 59 (W.D.612B1786)
Code 149 (W.D.612C2657)
Code 221 (W.D.625A632)
Engine - Spec S
*141D725 Carburetor (Gas)
*405A838 Housing Assembly
309P196 Hi-Temp. Cut-Off Switch
309A195 Hi-Temp. Switch Bracket
508A126 Hi-Temp. Switch
Insulating Washer (2)
508A127 Hi-Temp. Switch
Insulating Bushing
332A876 Hi-Temp. Switch
Terminal

15.0JC-3R/11053T

Generator - 15JC3N4C
Control - Code 150 (W.D.612C2658)
Code 174 (W.D.615B199)

15.0JC-3R/11053T (Continued)

Code 221 (W.D.625A632)
Engine - Spec T
Vacu-Flo Cooled
*141D720 Carburetor (Gas-Gaso)
*403A792 Skid Base Assembly
309P162 Hi-Temp. Cut-Off Switch
338A337 Hi-Temp. Switch Wiring
Harness

15.0JC-3R/11055S

Generator - 15JC/229
Control - Code 159 (W.D.612C2735)
Code 173 (W.D.615B198)
Code 221 (W.D.625A632)
Engine - Spec S
Vacu-Flo Cooled
*141D720 Carburetor (Gas-Gaso)
309P162 Hi-Temp. Cut-Off Switch
338A337 Hi-Temp. Switch Wiring
Harness

15.0JC-3R/11055T

Generator - 15JC/229
Control - Code 159 (W.D.612C2735)
Code 173 (W.D.615B198)
Code 221 (W.D.625A632)
Engine - Spec T
Vacu-Flo Cooled
*141D720 Carburetor (Gas-Gaso)
309P162 Hi-Temp. Cut-Off Switch
338A337 Hi-Temp. Switch Wiring
Harness

15.0JC-3R/11064T

Generator - 15JC3N4C
Control - Code 150 (W.D.612C2658)
Code 173 (W.D.615B198)
Code 221 (W.D.625A632)
Engine - Spec T
Vacu-Flo Cooled
*140K892 Carburetor Air Heater
Kit
309P162 Hi-Temp. Cut-Off Switch
338A337 Hi-Temp. Switch Wiring
Harness

15.0JC-3R/11135T

Generator - 15JC3N4C
Control - Code 32 (W.D.612B1543)
Code 35 (W.D.612B1559)
Code 149 (W.D.612C2657)
Code 221 (W.D.625A632)
Engine - Spec T
*140K893 Carburetor Air Heater
Kit
*405A1424 Housing Assy. - NOTE:
Uses #134D1810 Air
Shutter Assembly

15.0JC-3R/11195T

Generator - 15JC/231
Control - Code 32 (W.D.612B1543)
Code 161 (W.D.612C2737)
Code 312 (W.D.612B3503)
Code 208 (W.D.625A23)
Code 223 (W.D.625A711)

* - Refer to Accessory Section for Component Parts.
+ - See Engine Section for Optional Call Outs.

MODEL DATA SECTION

15.0JC-3R/11195T (Continued)

Engine - Spec T
 *141D720 Carburetor (Gas-Gaso)
 *405A1724 Housing Assembly
 +102B549 Oil Base
 Oil Base Heater - Refer to Oil Base
 Oil Level Maintainer Kit - Refer to Oil Base
 155B1203 Exhaust Muffler
 140A78 Muffler Mounting Bands (2)
 155A949 Flexible Exhaust Tube
 505-43 Pipe Elbow - 1-1/2 x 90°
 309P206 Hi-Temp. Cut-Off Switch
 309A195 Hi-Temp. Switch Bracket
 508A126 Hi-Temp. Switch
 Insulating Washer (2)
 508A127 Hi-Temp. Switch
 Insulating Bushing
 332A876 Hi-Temp. Switch
 Terminal

15.0JC-3R/11310T

Generator - 15JC3N4C
 Control - Code 237 (W.D.612C2873)
 Code 392 (W.D.615B352)
 Code 221 (W.D.625A632)
 Engine - Spec T
 Vacu-Flo Cooled
 *141D725 Carburetor (Gas)
 309A171 Hi-Temp. Cut-Off Switch
 338A337 Hi-Temp. Switch Wiring
 Harness

15.0JC-3R/11312T

Generator - 15JC/231
 Control - Code 398 (W.D.612C4379)
 Code 173 (W.D.615B198)
 Code 208 (W.D.625A23)
 Code 223 (W.D.625A711)
 Engine - Spec T
 *141D720 Carburetor (Gas-Gaso)
 +102B549 Oil Base
 Oil Base Heater - Refer to Oil Base
 Oil Level Maintainer Kit - Refer to Oil Base
 134D1805 Air Outlet Duct
 309P196 Hi-Temp. Cut-Off Switch
 309A195 Hi-Temp. Switch Bracket
 508A126 Hi-Temp. Switch
 Insulating Washer (2)
 508A125 Hi-Temp. Switch
 Insulating Bushing
 332A876 Hi-Temp. Switch
 Terminal

15.0JC-3R/11337T

Generator - 15JC3N4C
 Control - Code 32 (W.D.612B1543)
 Code 35 (W.D.612B1559)
 Code 149 (W.D.612C2657)
 Code 208 (W.D.625A23)
 Code 221 (W.D.625A632)
 Engine - Spec T
 *141D725 Carburetor (Gas)

15.0JC-3R/11337T (Continued)

*405A1422 Housing Assembly
 +102B549 Oil Base
 Oil Base Heater - Refer to Oil Base
 Oil Level Maintainer Kit - Refer to Oil Base

15.0JC-3R/11388T

Generator - 15JC3N4C
 Control - Code 32 (W.D.612B1543)
 Code 35 (W.D.612B1559)
 Code 150 (W.D.612C2658)
 Code 208 (W.D.625A23)
 Code 221 (W.D.625A632)
 Engine - Spec T
 *141D720 Carburetor (Gas-Gaso)
 *405A1424 Housing Assy. - NOTE:
 Uses #134D1810 Air
 Shutter Assembly
 *159A799 Fuel Tank Kit
 +102B549 Oil Base
 Oil Base Heater - Refer to Oil Base
 Oil Level Maintainer Kit - Refer to Oil Base
 309P196 Hi-Temp. Cut-Off Switch
 309A195 Hi-Temp. Switch Bracket
 508A126 Hi-Temp. Switch
 Insulating Washer (2)
 508A127 Hi-Temp. Switch
 Insulating Bushing
 332A876 Hi-Temp. Switch
 Terminal

15.0JC-3R/11433T

Generator - 15JC/229
 Control - Code 159 (W.D.612C2735)
 Code 173 (W.D.615B198)
 Code 221 (W.D.625A632)
 Engine - Spec T
 *141D725 Carburetor (Gas)
 *403A792 Skid Base Assembly
 134D1805 Air Outlet Duct
 416B522 Battery Mounting Plate
 309P196 Hi-Temp. Cut-Off Switch
 309A195 Hi-Temp. Switch Bracket
 508A126 Hi-Temp. Switch
 Insulating Washer (2)
 508A127 Hi-Temp. Switch
 Insulating Bushing
 332A876 Hi-Temp. Switch
 Terminal

15.0JC-3R/11453T

Generator - 15JC3N4C
 Control - Code 329 (W.D.612C3686)
 Code 173 (W.D.615B198)
 Code 221 (W.D.625A632)
 Engine - Spec T
 *141D725 Carburetor (Gas)
 154B1224 Intake Manifold
 148A367 Vacuum Switch
 502-53 Vacuum Switch Elbow
 505-98 Vacuum Switch Nipple

15.0JC-3R/11520T

Generator - 15JC3N4C
 Control - Code 150 (W.D.612C2658)
 Code 174 (W.D.615B199)
 Code 208 (W.D.625A23)
 Code 221 (W.D.625A632)
 Engine - Spec T
 Vacu-Flo Cooled
 *141D725 Carburetor (Gas)
 +102B549 Oil Base
 Oil Base Heater - Refer to Oil Base
 Oil Level Maintainer Kit - Refer to Oil Base

15.0JC-3R/11547T

Generator - 15JC3N4C
 Control - Code 150 (W.D.612C2658)
 Code 174 (W.D.615B199)
 Code 221 (W.D.625A632)
 Engine - Spec T
 *141D725 Carburetor (Gas)
 *403A792 Skid Base Assembly
 509P196 Hi-Temp. Cut-Off Switch
 309A195 Hi-Temp. Switch Bracket
 508A126 Hi-Temp. Switch
 Insulating Washer (2)
 508A127 Hi-Temp. Switch
 Insulating Bushing
 332A876 Hi-Temp. Switch
 Terminal

15.0JC-4R/1T

Generator - 15JC4N4C
 Control - Code 149 (W.D.612C2657)
 Code 221 (W.D.625A632)
 Engine - Spec T
 *140K894 Carburetor Air Heater
 Kit

15.0JC-4R/12T

Generator - 15.0JC-4R/12T
 Control - Code 149 (W.D.612C2657)
 Code 221 (W.D.625A632)
 Engine - Spec T
 *141D720 Carburetor (Gas-Gaso)

15.0JC-4R/13T

Generator - 15JC4N4C
 Control - Code 149 (W.D.612C2657)
 Code 221 (W.D.625A632)
 Engine - Spec T
 *141D725 Carburetor (Gas)

15.0JC-4R/1075T

Generator - 15JC4N4C
 Control - Code 32 (W.D.612B1543)
 Code 149 (W.D.612C2657)
 Code 221 (W.D.625A632)
 Engine - Spec T
 *141D725 Carburetor (Gas)
 *405A1421 Housing Assembly

15.0JC-4R/1092S

Generator - 15JC4N4C

* - Refer to Accessory Section for Component Parts.
 + - See Engine Section for Optional Call Outs.

MODEL DATA SECTION

269

15.0JC-4R/1092S (Continued)

Control - Code 28 (W.D.612B1486)
Code 32 (W.D.612B1543)
Code 149 (W.D.612C2657)
Code 221 (W.D.625A632)

Engine - Spec S

*140K893 Carburetor Air Heater
Kit

*405A1422 Housing Assembly
*159A799 Fuel Tank Assembly
133A187 Air Outlet Adapter

15.0JC-4R/1579S

Generator - 15JC4N4C
Control - Code 150 (W.D.612C2658)
Code 180 (W.D.615B218)
Code 221 (W.D.625A632)

Engine - Spec S

*140K894 Carburetor Air Heater
Kit

15.0JC-4R/1869S

Generator - 15JC4N4C
Control - Code 329 (W.D.612C3686)
Code 221 (W.D.625A632)

Engine - Spec S

*141D725 Carburetor (Gas)
154B1224 Intake Manifold
148A367 Vacuum Switch
502-53 Vacuum Switch Elbow
505-98 Vacuum Switch Nipple

15.0JC-4R/1869T

Generator - 15JC4N4C
Control - Code 329 (W.D.612C3686)
Code 221 (W.D.625A632)

Engine - Spec T

*141D725 Carburetor (Gas)
154B1224 Intake Manifold
148A367 Vacuum Switch
502-53 Vacuum Switch Elbow
505-98 Vacuum Switch Nipple

15.0JC-4R/1943T

Generator - 15JC4N4C
Control - Code 149 (W.D.612C2657)
Code 180 (W.D.615B218)
Code 221 (W.D.625A632)

Engine - Spec T

*141D720 Carburetor (Gas-Gaso)

15.0JC-4R/1983T

Generator - 15JC4N4C
Control - Code 150 (W.D.612C2658)
Code 221 (W.D.625A632)

Engine - Spec T

*141D725 Carburetor (Gas)

15.0JC-4R/2088T

Generator - 15JC4N4C
Control - Code 149 (W.D.612C2657)
Code 180 (W.D.615B218)
Code 221 (W.D.625A632)

Engine - Spec T

*141D725 Carburetor (Gas)

15.0JC-4R/2442T

Generator - 15JC4N4C
Control - Code 149 (W.D.612C2657)
Code 221 (W.D.625A632)

Engine - Spec T

*141D720 Carburetor (Gas-Gaso)
134D1805 Air Outlet Duct

15.0JC-4R/2539T

Generator - 15JC4N4C
Control - Code 149 (W.D.612C2657)
Code 221 (W.D.625A632)

Engine - Spec T

*141D725 Carburetor (Gas)
134D1805 Air Outlet Duct

15.0JC-4R/2681S

Generator - 15JC4N4C
Control - Code 149 (W.D.612C2657)
Code 180 (W.D.615B218)
Code 221 (W.D.625A632)

Engine - Spec S

*141D725 Carburetor (Gas)
134D1805 Air Outlet Duct

15.0JC-4R/2681T

Generator - 15JC4N4C
Control - Code 149 (W.D.612C2657)
Code 180 (W.D.615B218)
Code 221 (W.D.625A632)

Engine - Spec T

*141D725 Carburetor (Gas)
134D1805 Air Outlet Duct

15.0JC-4R/2731T

Generator - 15JC4N4C
Control - Code 150 (W.D.612C2658)
Code 221 (W.D.625A632)

Engine - Spec T

*141D720 Carburetor (Gas-Gaso)
134D1805 Air Outlet Duct

15.0JC-4R/2896T

Generator - 15JC4N4C
Control - Code 150 (W.D.612C2658)
Code 221 (W.D.625A632)

Engine - Spec T

*141D725 Carburetor (Gas)
309P196 Hi-Temp. Cut-Off Switch
309A195 Hi-Temp. Switch Bracket
508A126 Hi-Temp. Switch
Insulating Washer (2)
508A127 Hi-Temp. Switch
Insulating Bushing
332A876 Hi-Temp. Switch
Terminal

15.0JC-4R/3438T

Generator - 15JC4N4C
Control - Code 150 (W.D.612C2658)
Code 180 (W.D.615B218)
Code 221 (W.D.625A632)

Engine - Spec T

*141D725 Carburetor (Gas)
134D1805 Air Outlet Duct
309P196 Hi-Temp. Cut-Off Switch

15.0JC-4R/3438T (Continued)

309A195 Hi-Temp. Switch Bracket
508A126 Hi-Temp. Switch
Insulating Washer (2)
508A127 Hi-Temp. Switch
Insulating Bushing
332A876 Hi-Temp. Switch
Terminal

15.0JC-4R/3742T

Generator - 15JC4N4C
Control - Code 150 (W.D.612C2658)
Code 221 (W.D.625A632)

Engine - Spec T

*141D725 Carburetor (Gas)
134D1805 Air Outlet Duct
309P196 Hi-Temp. Cut-Off Switch
309A195 Hi-Temp. Switch Bracket
508A126 Hi-Temp. Switch
Insulating Washer (2)
508A127 Hi-Temp. Switch
Insulating Bushing
332A876 Hi-Temp. Switch
Terminal

15.0JC-4R/3885S

Generator - 15JC4N4C
Control - Code 150 (W.D.612C2658)
Code 175 (W.D.615B202)
Code 221 (W.D.625A632)

Engine - Spec S

*141D725 Carburetor (Gas)
309P196 Hi-Temp. Cut-Off Switch
309A195 Hi-Temp. Switch Bracket
508A126 Hi-Temp. Switch
Insulating Washer (2)
508A127 Hi-Temp. Switch
Insulating Bushing
332A876 Hi-Temp. Switch
Terminal

15.0JC-4R/4771T

Generator - 15JC4N4C
Control - Code 150 (W.D.612C2658)
Code 180 (W.D.615B218)
Code 221 (W.D.625A632)

Engine - Spec T

*141D725 Carburetor (Gas)
309P196 Hi-Temp. Cut-Off Switch
309A195 Hi-Temp. Switch Bracket
508A126 Hi-Temp. Switch
Insulating Washer (2)
508A127 Hi-Temp. Switch
Insulating Bushing
332A876 Hi-Temp. Switch
Terminal

15JC-4R/5356S or 15.0JC-4R/5356S

Generator - 15JC4N4C
Control - Code 32 (W.D.612B1543)
Code 149 (W.D.612C2657)
Code 221 (W.D.625A632)

Engine - Spec S

*141D725 Carburetor (Gas)
*405A1723 Housing Assembly
155P360 Exhaust Muffler

* - Refer to Accessory Section for Component Parts.

MODEL DATA SECTION

15.0JC-4R/5356S (Continued)

140A78 Muffler Mounting Bands
(2)
155A949 Flexible Exhaust Tube
505-43 Pipe Elbow - 1-1/2 x 90°

15.0JC-4R/6164T

Generator - 15JC4N4C
Control - Code 150 (W.D.612C2658)
Code 175 (W.D.615B202)
Code 221 (W.D.625A632)

Engine - Spec T
*141D720 Carburetor (Gas-Gaso)
*134D1810 Air Shutter Assembly
309A196 Hi-Temp. Cut-Off Switch
309A195 Hi-Temp. Switch Bracket
508A126 Hi-Temp. Switch
Insulating Washer (2)
508A127 Hi-Temp. Switch
Insulating Bushing
332A876 Hi-Temp. Switch
Terminal

15.0JC-4R/6428T

Generator - 15JC/179
Control - Code 159 (W.D.612C2735)
Code 221 (W.D.625A632)

Engine - Spec T
*191D725 Carburetor (Gas)
309P196 Hi-Temp. Cut-Off Switch
309A195 Hi-Temp. Switch Bracket
508A126 Hi-Temp. Switch
Insulating Washer (2)
508A127 Hi-Temp. Switch
Insulating Bushing
332A876 Hi-Temp. Switch
Terminal

15.0JC-4R/6569S

Generator - 15JC4N4C
Control - Code 150 (W.D.612C2658)
Code 180 (W.D.615B218)
Code 221 (W.D.625A632)

Engine - Spec S
*140K893 Carburetor Air Heater
Kit
134D1805 Air Outlet Duct
133A187 Air Outlet Adapter
309P196 Hi-Temp. Cut-Off Switch
309A195 Hi-Temp. Switch Bracket
508A126 Hi-Temp. Switch
Insulating Washer (2)
508A127 Hi-Temp. Switch
Insulating Bushing
332A876 Hi-Temp. Switch
Terminal

15.0JC-4R/7967S

Generator - 15JC/179
Control - Code 343 (W.D.612C3798)
Code 180 (W.D.615B218)
Code 221 (W.D.625A632)

Engine - Spec S
*141D725 Carburetor (Gas)
134D1805 Air Outlet Duct
309P206 Hi-Temp. Cut-Off Switch
309A195 Hi-Temp. Switch Bracket

15.0JC-4R/7967S (Continued)

508A126 Hi-Temp. Switch
Insulating Washer (2)
508A127 Hi-Temp. Switch
Insulating Bushing
332A876 Hi-Temp. Switch
Terminal
154B1224 Intake Manifold
148A367 Vacuum Switch
502-53 Vacuum Switch Elbow
505-98 Vacuum Switch Nipple

15.0JC-4R/8375T

Generator - 15JC4N4C
Control - Code 23 (W.D.612B1469)
Code 32 (W.D.612B1543)
Code 149 (W.D.612C2657)
Code 221 (W.D.625A632)
Engine - Spec T
*140K893 Carburetor Air Heater
Kit
*405A1422 Housing Assembly
*159A799 Fuel Tank Assembly
133A187 Air Outlet Adapter

15.0JC-4R/8390T

Generator - 15JC4N4C
Control - Code 148 (W.D.612C2657)
Code 221 (W.D.625A632)

Engine - Spec T
Vacu-Flo Cooled
*141D725 Carburetor (Gas)

15.0JC-4R/8451T

Generator - 15JC4N4C
Control - Code 23 (W.D.612B1469)
Code 32 (W.D.612B1543)
Code 149 (W.D.612C2657)
Code 221 (W.D.625A632)

Engine - Spec T
*141D725 Carburetor (Gas)
*405A1422 Housing Assembly

15.0JC-4R/8505T

Generator - 15JC4N4C
Control - Code 150 (W.D.612C2658)
Code 221 (W.D.625A632)

Engine - Spec T
Vacu-Flo Cooled
*141D725 Carburetor (Gas)
309P162 Hi-Temp. Cut-Off Switch
338A337 Hi-Temp. Switch Wiring
Harness

15.0JC-4R/8525T

Generator - 15JC4N4C
Control - Code 150 (W.D.612C2658)
Code 221 (W.D.625A632)

Engine - Spec T
Vacu-Flo Cooled
*141D720 Carburetor (Gas-Gaso)

15.0JC-4R/8559S

Generator - 15JC4N4C
231E112 Engine to Generator
Adapter
Control - Code 388 (W.D.612C4250)

15.0JC-4R/8559S (Continued)

Code 221 (W.D.625A632)
Engine - Spec S
Vacu-Flo Cooled
*140K892 Carburetor Air Heater
Kit

15.0JC-4R/8615S

Generator - 15JC4N4C
Control - Code 150 (W.D.612C2658)
Code 175 (W.D.615B202)
Code 221 (W.D.625A632)

Engine - Spec S
Vacu-Flo Cooled
*141D725 Carburetor (Gas)
309P162 Hi-Temp. Cut-Off Switch
338A337 Hi-Temp. Switch Wiring
Harness

15.0JC-4R/8675T

Generator - 15JC4N4C
Control - Code 32 (W.D.612B1543)
Code 149 (W.D.612C2657)
Code 221 (W.D.625A632)

301C1195 Blank Instrument Panel
Engine - Spec T
*141D720 Carburetor (Gas-Gaso)
*405A1422 Housing Assembly

15.0JC-4R/8689S

Generator - 15JC4N4C
Control - Code 150 (W.D.612C2658)
Code 221 (W.D.625A632)

Engine - Spec S
Vacu-Flo Cooled
*141D725 Carburetor (Gas)

15.0JC-4R/8721S

Generator - 15JC4N4C
Control - Code 237 (W.D.612C2873)
Code 221 (W.D.625A632)

Engine - Spec S
Vacu-Flo Cooled
*141D725 Carburetor (Gas)
309A171 Hi-Temp. Cut-Off Switch
338A337 Hi-Temp. Switch Wiring
Harness

15.0JC-4R/8866S

Generator - 15JC/179
Control - Code 159 (W.D.612C2735)
Code 221 (W.D.625A632)

Engine - Spec S
Vacu-Flo Cooled
*141D725 Carburetor (Gas)

15.0JC-4R/9295S

Generator - 15JC4N4C
Control - Code 149 (W.D.612C2657)
Code 175 (W.D.615B202)
Code 221 (W.D.625A632)

Engine - Spec S
*141D725 Carburetor (Gas)
403A792 Skid Base Assembly
416B522 Battery Mounting Plate

MODEL DATA SECTION

271

15.0JC-4R/9549T

Generator - 15JC4N4C
Control - Code 149 (W.D.612C2657)
Code 208 (W.D.625A23)
Code 221 (W.D.625A632)
Engine - Spec T
*141D720 Carburetor (Gas)
+102B549 Oil Base
Oil Base Heater - Refer to Oil Base
Oil Level Maintainer Kit -
Refer to Oil Base

15.0JC-4R/9574T

Generator - 15JC4N4C
Control - Code 32 (W.D.612B1543)
Code 149 (W.D.612C2657)
Code 202 (W.D.625A23)
Code 221 (W.D.625A632)
Engine - Spec T
*141D725 Carburetor (Gas)
*405A1421 Housing Assembly
+102B549 Oil Base
Oil Base Heater - Refer to Oil Base
Oil Level Maintainer Kit -
Refer to Oil Base

15.0JC-4R/9582T

Generator - 15JC4N4C
Control - Code 32 (W.D.612B1543)
Code 149 (W.D.612C2657)
Code 202 (W.D.625A23)
Code 221 (W.D.625A632)
Engine - Spec T
*140K893 Carburetor Air Heater Kit
*405A1421 Housing Assembly
*159A799 Fuel Tank Kit
+102B549 Oil Base
Oil Base Heater - Refer to Oil Base
Oil Level Maintainer Kit -
Refer to Oil Base

15.0JC-4R/9586T

Generator - 15JC4N4C
Control - Code 32 (W.D.612B1543)
Code 150 (W.D.612C2658)
Code 208 (W.D.625A23)
Code 221 (W.D.625A632)
Engine - Spec T
*141D725 Carburetor (Gas)
*405A1421 Housing Assembly
+102B549 Oil Base
Oil Base Heater - Refer to Oil Base
Oil Level Maintainer Kit -
Refer to Oil Base

15.0JC-4R/9597T

Generator - 15JC4N4C
Control - Code 149 (W.D.612C2657)
Code 208 (W.D.625A23)
Code 221 (W.D.625A632)
Engine - Spec T

15.0JC-4R/9597T (Continued)

*141D720 Carburetor (Gas-Gaso)
+102B549 Oil Base
Oil Base Heater - Refer to Oil Base
Oil Level Maintainer Kit -
Refer to Oil Base
134D1805 Air Outlet Duct

15.0JC-4R/9598S

Generator - 15JC4N4C
Control - Code 149 (W.D.612C2657)
Code 180 (W.D.615B218)
Code 221 (W.D.625A632)
Engine - Spec S
Vacu-Flo Cooled
*141D725 Carburetor (Gas)

15.0JC-4R/9605T

Generator - 15JC4N4C
Control - Code 32 (W.D.612B1543)
Code 149 (W.D.612C2657)
Code 208 (W.D.625A23)
Code 221 (W.D.625A632)
Engine - Spec T
*141D725 Carburetor (Gas)
*405A1723 Housing Assembly
+102B549 Oil Base
Oil Base Heater - Refer to Oil Base
Oil Level Maintainer Kit -
Refer to Oil Base
155P360 Exhaust Muffler
140A78 Muffler Mounting Bands (2)
155A949 Flexible Exhaust Tube
505-43 Pipe Elbow - 1-1/2 x 90°

15.0JC-4R/9959T

Generator - 15JC4N4C
Control - Code 150 (W.D.612C2658)
Code 208 (W.D.625A23)
Code 221 (W.D.625A632)
Engine - Spec T
*141D725 Carburetor (Gas)
*134D1810 Air Shutter Assembly
+102B549 Oil Base
Oil Base Heater - Refer to Oil Base
Oil Level Maintainer Kit -
Refer to Oil Base
309P196 Hi-Temp. Cut-Off Switch
309A195 Hi-Temp. Switch Bracket
508A126 Hi-Temp. Switch
Insulating Washer (2)
508A127 Hi-Temp. Switch
Insulating Bushing
332A876 Hi-Temp. Switch
Terminal

15.0JC-4R/10132S

Generator - 15JC4N4C
Control - Code 32 (W.D.612B1543)
Code 150 (W.D.612C2658)
Code 208 (W.D.625A23)

15.0JC-4R/10132S (Continued)

Code 221 (W.D.625A632)
Engine - Spec S
*141D725 Carburetor (Gas)
*405A1423 Housing Assy. - NOTE:
Uses #134D1810 Air
Shutter Assembly
+102B549 Oil Base
Oil Base Heater - Refer to Oil Base
Oil Level Maintainer Kit -
Refer to Oil Base
309P196 Hi-Temp. Cut-Off Switch
309A195 Hi-Temp. Switch Bracket
508A126 Hi-Temp. Switch
Insulating Washer (2)
508A127 Hi-Temp. Switch
Insulating Bushing
332A876 Hi-Temp. Switch
Terminal

15.0JC-4R/10132T

Generator - 15JC4N4C
Control - Code 32 (W.D.612B1543)
Code 150 (W.D.612C2658)
Code 208 (W.D.625A23)
Code 221 (W.D.625A632)
Engine - Spec T
*141D725 Carburetor (Gas)
*405A1423 Housing Assy. - NOTE:
Uses #134D1810 Air
Shutter Assembly
+102B549 Oil Base
Oil Base Heater - Refer to Oil Base
Oil Level Maintainer Kit -
Refer to Oil Base
309P196 Hi-Temp. Cut-Off Switch
309A195 Hi-Temp. Switch Bracket
508A126 Hi-Temp. Switch
Insulating Washer (2)
508A127 Hi-Temp. Switch
Insulating Bushing
332A876 Hi-Temp. Switch
Terminal

15.0JC-4R/10210T

Generator - 15JC4N4C
Control - Code 150 (W.D.612C2658)
Code 180 (W.D.615B218)
Code 221 (W.D.625A632)
Engine - Spec T
Vacu-Flo Cooled
*141D725 Carburetor (Gas)

15.0JC-4R/10237S

Generator - 15JC4N4C
Control - Code 396 (W.D.612C4304)
Code 175 (W.D.615B202)
Code 221 (W.D.625A632)
Engine - Spec S
Vacu-Flo Cooled
*141D725 Carburetor (Gas)
166A355 Distributor Drive Gear
▲166B356 Distributor - Less Cover
Adapter, Cover Leads &
Condensers

* - Refer to Accessory Section for Component Parts.

+ - See Engine Section for Optional Call Outs.

▲ - Order unit or components not listed from manufacturer giving complete data shown on name of the part.

MODEL DATA SECTION

15.0JC-4R/10237S (Continued)

166P245 Breaker Point Set (2)
 312A115 Condenser (2)
 166B351 Breaker Point Cover
 166B350 Breaker Point Cover Adapter
 166A397 Distributor Drive Cover
 167A61 Ignition Coil Nipple (2)
 ▲166B382 Ignition Coil (2)
 166B474 Ignition Coil Mounting Bracket
 503-465 Ignition Coil Clamp (2)
 337A71 Ignition Coil Ground Strap (2)
 304A60 Resistor - Fixed - 1.72-Ohm, 25 W. (2)
 167A215 Spark Plug (4)
 167A1509 Spark Plug Cable - 20" (2)
 167A1508 Spark Plug Cable - 28"
 167A1474 Spark Plug Cable - 23"
 160A1098 Ignition Coil Assembly Mounting Plate
 336A1464 Distributor Lead - 20"

15.0JC-4R/10399S

Generator - 15JC4N4C
 Control - Code 32 (W.D.612B1543)
 Code 149 (W.D.612C2657)
 Code 208 (W.D.625A23)
 Code 221 (W.D.625A632)
 Engine - Spec S
 *140K893 Carburetor Air Heater Kit
 *405A1421 Housing Assembly
 *159B760 Reservoir Tank Assembly
 +102B549 Oil Base
 Oil Base Heater - Refer to Oil Base
 Oil Level Maintainer Kit - Refer to Oil Base

15.0JC-4R/10411S

Generator - 15JC4N4C
 Control - Code 28 (W.D.612B1486)
 Code 32 (W.D.612B1543)
 Code 149 (W.D.612C2657)
 Code 208 (W.D.625A23)
 Code 221 (W.D.625A632)
 Engine - Spec S
 *141D720 Carburetor (Gas-Gaso)
 *405A1726 Housing Assembly
 +102B549 Oil Base
 Oil Base Heater - Refer to Oil Base
 Oil Level Maintainer Kit - Refer to Oil Base
 155P360 Exhaust Muffler
 140A78 Muffler Mounting Bands (2)
 155A949 Flexible Exhaust Tube
 505-43 Pipe Elbow - 1-1/2 x 90°

15.0JC-4R/10413S

Generator - 15JC4N4C
 Control - Code 150 (W.D.612C2658)

15.0JC-4R/10413S (Continued)

Code 175 (W.D.615B202)
 Code 221 (W.D.625A632)
 Engine - Spec S
 *141D720 Carburetor (Gas-Gaso)
 309P196 Hi-Temp. Cut-Off Switch
 309A195 Hi-Temp. Switch Bracket
 508A126 Hi-Temp. Switch
 Insulating Washer (2)
 508A127 Hi-Temp. Switch
 Insulating Bushing
 332A876 Hi-Temp. Switch
 Terminal

15.0JC-4R/10473S

Generator - 15JC4N4C
 Control - Code 149 (W.D.612C2657)
 Code 391 (W.D.615B351)
 Code 221 (W.D.625A632)
 Engine - Spec S
 Vacu-Flo Cooled
 *141D725 Carburetor (Gas)

15.0JC-4R/10598S

Generator - 15JC/179
 Control - Code 32 (W.D.612B1543)
 Code 161 (W.D.612C2737)
 Code 221 (W.D.625A632)
 Engine - Spec S
 *141D725 Carburetor (Gas)
 *405A1421 Housing Assembly
 309P206 Hi-Temp. Cut-Off Switch
 309A195 Hi-Temp. Switch Bracket
 508A126 Hi-Temp. Switch
 Insulating Washer (2)
 508A127 Hi-Temp. Switch
 Insulating Bushing
 332A876 Hi-Temp. Switch
 Terminal

15.0JC-4R/10652S

Generator - 15JC4N4C
 Control - Code 23 (W.D.612B1469)
 Code 32 (W.D.612B1543)
 Code 150 (W.D.612C2658)
 Code 208 (W.D.625A23)
 Code 221 (W.D.625A632)
 Engine - Spec S
 *141D725 Carburetor (Gas)
 *405A1422 Housing Assembly
 +102B549 Oil Base
 Oil Base Heater - Refer to Oil Base
 Oil Level Maintainer Kit - Refer to Oil Base
 309P196 Hi-Temp. Cut-Off Switch
 309A195 Hi-Temp. Switch Bracket
 508A126 Hi-Temp. Switch
 Insulating Washer (2)
 508A127 Hi-Temp. Switch
 Insulating Bushing
 332A876 Hi-Temp. Switch
 Terminal

15.0JC-4R/10658T

Generator - 15JC4N4C

15.0JC-4R/10658T (Continued)

Control - Code 149 (W.D.612C2657)
 Code 180 (W.D.615B218)
 Code 221 (W.D.625A632)
 Engine - Spec T
 Vacu-Flo Cooled
 *140K892 Carburetor Air Heater Kit

15.0JC-4R/10723S

Generator - 15JC/179
 Control - Code 399 (W.D.612C4422)
 Code 221 (W.D.625A632)
 Engine - Spec S
 *141D725 Carburetor (Gas)
 309P206 Hi-Temp. Cut-Off Switch
 309A195 Hi-Temp. Switch Bracket
 508A126 Hi-Temp. Switch
 Insulating Washer (2)
 508A127 Hi-Temp. Switch
 Insulating Bushing
 332A876 Hi-Temp. Switch
 Terminal

15.0JC-4R/10739T

Generator - 15JC/179
 Control - Code 159 (W.D.612C2735)
 Code 180 (W.D.615B218)
 Code 221 (W.D.625A632)
 Engine - Spec T
 *140K893 Carburetor Air Heater Kit
 *134D1810 Air Shutter Assembly
 +102B549 Oil Base
 Oil Base Heater - Refer to Oil Base
 Oil Level Maintainer Kit - Refer to Oil Base

15.0JC-4R/10746S

Generator - 15JC4N4C
 Control - Code 150 (W.D.612C2658)
 Code 180 (W.D.615B218)
 Code 221 (W.D.625A632)
 Engine - Spec S
 Vacu-Flo Cooled
 *141D720 Carburetor (Gas-Gaso)
 309P162 Hi-Temp. Cut-Off Switch
 338A337 Hi-Temp. Switch Wiring Harness

15.0JC-4R/10775S

Generator - 15JC/179
 Control - Code 399 (W.D.612C4422)
 Code 208 (W.D.625A23)
 Code 221 (W.D.625A632)
 Engine - Spec S
 *141D725 Carburetor (Gas)
 +102B549 Oil Base
 Oil Base Heater - Refer to Oil Base
 Oil Level Maintainer Kit - Refer to Oil Base
 309P206 Hi-Temp. Cut-Off Switch
 309P195 Hi-Temp. Switch Bracket
 508A126 Hi-Temp. Switch
 Insulating Washer (2)

* - Refer to Accessory Section for Component Parts.

+ - See Engine Section for Optional Call Outs.

▲ - Order unit or components not listed from manufacturer giving complete data shown on name of the part.

MODEL DATA SECTION

273

15.0JC-4R/10775S (Continued)

508A127 Hi-Temp. Switch
Insulating Bushing
332A876 Hi-Temp. Switch
Terminal

15.0JC-4R/10784S

Generator - 15JC4N4C
Control - Code 32 (W.D.612B1543)
Code 149 (W.D.612C2657)
Code 208 (W.D.625A23)
Code 221 (W.D.625A632)
Engine - Spec S
*140K893 Carburetor Air Heater
Kit
*405A1423 Housing Assy. - NOTE:
Uses #134D1810 Air
Shutter Assembly
*159A799 Fuel Tank Assembly
+102B549 Oil Base
Oil Base Heater - Refer to Oil
Base
Oil Level Maintainer Kit -
Refer to Oil Base
309P196 Hi-Temp. Cut-Off Switch
309A195 Hi-Temp. Switch Bracket
508A126 Hi-Temp. Switch
Insulating Washer (2)
508A127 Hi-Temp. Switch
Insulating Bushing
332A876 Hi-Temp. Switch
Terminal

15.0JC-4R/10853T

Generator - 15JC4N4C
Control - Code 23 (W.D.612B1469)
Code 32 (W.D.612B1543)
Code 149 (W.D.612C2657)
Code 208 (W.D.625A23)
Code 221 (W.D.625A632)
Engine - Spec T
*140K893 Carburetor Air Heater
Kit
*405A1724 Housing Assembly
*159A799 Fuel Tank Assembly
+102B549 Oil Base
Oil Base Heater - Refer to Oil
Base
Oil Level Maintainer Kit -
Refer to Oil Base
155P360 Exhaust Muffler
140A78 Muffler Mounting Bands
(2)
155A949 Flexible Exhaust Tube
505-43 Pipe Elbow - 1-1/2 x 90°

15.0JC-4R/10865S

Generator - 15JC4N4C
Control - Code 23 (W.D.612B1469)
Code 32 (W.D.612B1543)
Code 150 (W.D.612C2658)
Code 221 (W.D.625A632)
Engine - Spec S
*140K893 Carburetor Air Heater
Kit
*405A1724 Housing Assembly

15.0JC-4R/10865S (Continued)

155P360 Exhaust Muffler
140A78 Muffler Mounting Band
(2)
155A949 Flexible Exhaust Tube
505-43 Pipe Elbow - 1-1/2 x
90°
309P196 Hi-Temp. Cut-Off Switch
309A195 Hi-Temp. Switch Bracket
508A126 Hi-Temp. Switch
Insulating Washer (2)
508A127 Hi-Temp. Switch
Insulating Bushing
332A876 Hi-Temp. Switch
Terminal

15.0JC-4R/10973S

Generator - 15JC4N4C
Control - Code 329 (W.D.612C3686)
Code 221 (W.D.625A632)
Engine - Spec S
*141D725 Carburetor (Gas)
*403A792 Skid Base Assembly
154B1224 Intake Manifold
148A367 Vacuum Switch
502-53 Vacuum Switch Elbow
505-98 Vacuum Switch Nipple

15.0JC-4R/10976T

Generator - 15JC/213
Control - Code 230 (W.D.612C2842)
Code 180 (W.D.615B218)
Code 223 (W.D.625A711)
Engine - Spec T
Vacu-Flo Cooled
*141D725 Carburetor (Gas)
309A171 Hi-Temp. Cut-Off Switch
338A337 Hi-Temp. Switch Wiring
Harness

15.0JC-4R/10985T

Generator - 15JC4N4C
Control - Code 28 (W.D.612B1486)
Code 32 (W.D.612B1543)
Code 149 (W.D.612C2657)
Code 221 (W.D.625A632)
Engine - Spec T
*141D725 Carburetor (Gas)
*405A1422 Housing Assembly
309P196 Hi-Temp. Cut-Off Switch
309A195 Hi-Temp. Switch Bracket
508A126 Hi-Temp. Switch
Insulating Washer (2)
508A127 Hi-Temp. Switch
Insulating Bushing
332A876 Hi-Temp. Switch
Terminal

15.0JC-4R/11022S

Generator - 15JC/179
Control - Code 28 (W.D.612B1486)
Code 32 (W.D.612B1543)
Code 150 (W.D.612C2658)
Code 208 (W.D.625A23)
Code 221 (W.D.625A632)
Engine - Spec S

15.0JC-4R/11022S

*141D725 Carburetor (Gas)
*405A1422 Housing Assembly
+102B549 Oil Base
Oil Base Heater - Refer to Oil
Base
Oil Level Maintainer Kit -
Refer to Oil Base
309P196 Hi-Temp. Cut-Off Switch
309A195 Hi-Temp. Switch
Bracket
508A126 Hi-Temp. Switch
Insulating Washer (2)
508A127 Hi-Temp. Switch
Insulating Bushing
332A876 Hi-Temp. Switch
Terminal

15.0JC-4R/11064S

Generator - 15JC4N4C
Control - Code 150 (W.D.612C2658)
Code 180 (W.D.615B218)
Code 221 (W.D.625A632)
Engine - Spec S
Vacu-Flo Cooled
*140K892 Carburetor Air Heater
Kit
309P162 Hi-Temp. Cut-Off Switch
338A337 Hi-Temp. Switch Wiring
Harness

15.0JC-4R/11070T

Generator - 15JC/469
333P59 Space Heater - 120 V.
309P128 Space Heater Thermostat
332A333 Space Heater Terminal
Block
332A499 Space Heater Block
Marker
Control - Code 23 (W.D.612B1469)
Code 32 (W.D.612B1543)
Code 149 (W.D.612C2657)
Code 208 (W.D.625A23)
Code 221 (W.D.625A632)
Engine - Spec T
*141D725 Carburetor (Gas)
*405A1726 Housing Assembly
+102B549 Oil Base
Oil Base Heater - Refer to Oil
Base
Oil Level Maintainer Kit -
Refer to Oil Base
155P360 Exhaust Muffler
140A78 Muffler Mounting Band
(2)
155A949 Flexible Exhaust Tube
505-43 Pipe Elbow - 1-1/2 x 90°
309P196 Hi-Temp. Cut-Off Switch
309A195 Hi-Temp. Switch Bracket
508A126 Hi-Temp. Switch
Insulating Washer (2)
508A127 Hi-Temp. Switch
Insulating Bushing
332A876 Hi-Temp. Switch
Terminal

* - Refer to Accessory Section for Component Parts.
+ - See Engine Section for Optional Call Outs.

MODEL DATA SECTION

15.0JC-4R/11189T

Generator - 15JC/179
 Control - Code 159 (W.D.612C2735)
 Code 180 (W.D.615B218)
 Code 221 (W.D.625A632)
 Engine - Spec T
 *140K893 Carburetor Air Heater Kit
 134D1805 Air Outlet Duct
 309P196 Hi-Temp. Cut-Off Switch
 309A195 Hi-Temp. Switch Bracket
 508A126 Hi-Temp. Switch
 Insulating Washer (2)
 508A127 Hi-Temp. Switch
 Insulating Bushing
 332A876 Hi-Temp. Switch
 Terminal

15.0JC-4R/11262T

Generator - 15JC/179
 Control - Code 343 (W.D.612C3798)
 Code 221 (W.D.625A632)
 Engine - Spec T
 *141D725 Carburetor (Gas)
 154B1224 Intake Manifold
 148A367 Vacuum Switch
 502-53 Vacuum Switch Elbow
 505-98 Vacuum Switch Nipple
 309P206 Hi-Temp. Cut-Off Switch
 309A195 Hi-Temp. Switch Bracket
 508A126 Hi-Temp. Switch
 Insulating Washer (2)
 508A127 Hi-Temp. Switch
 Insulating Bushing
 332A876 Hi-Temp. Switch
 Terminal

15.0JC-4R/11284T

Generator - 15JC/213
 Control - Code 32 (W.D.612B1543)
 Code 161 (W.D.612C2737)
 Code 262 (W.D.612B3105)
 Code 223 (W.D.625A711)
 Engine - Spec T
 *140K893 Carburetor Air Heater Kit
 *405A1424 Housing Assy. - NOTE:
 Uses #134D1810 Air
 Shutter Assembly
 *159A799 Fuel Tank Assembly
 309P206 Hi-Temp. Cut-Off Switch
 309A195 Hi-Temp. Switch Bracket
 508A126 Hi-Temp. Switch
 Insulating Washer (2)
 508A127 Hi-Temp. Switch
 Insulating Bushing
 332A876 Hi-Temp. Switch
 Terminal

15.0JC-4R/11337T

Generator - 15JC4N4C
 Control - Code 23 (W.D.612B1469)
 Code 32 (W.D.612B1543)
 Code 149 (W.D.612C2657)
 Code 208 (W.D.625A23)
 Code 221 (W.D.625A632)

15.0JC-4R/11337T (Continued)

Engine - Spec T
 *141D725 Carburetor (Gas)
 *405A1422 Housing Assembly
 +102B549 Oil Base
 Oil Base Heater - Refer to Oil
 Base
 Oil Level Maintainer Kit -
 Refer to Oil Base

15.0JC-4R/11386T

Generator - 15JC4N4C
 Control - Code 32 (W.D.612B1543)
 Code 149 (W.D.612C2657)
 Code 221 (W.D.625A632)
 Engine - Spec T
 *141D720 Carburetor (Gas)
 *405A1723 Housing Assembly
 *159A799 Fuel Tank Assembly
 155P360 Exhaust Muffler
 140A78 Muffler Mounting Band
 (2)
 155A949 Flexible Exhaust Tube
 505-43 Pipe Elbow - 1-1/2 x
 90°

15.0JC-4R/11400T

Generator - 15JC/179
 Control - Code 32 (W.D.612B1543)
 Code 253 (W.D.612C3008)
 Code 208 (W.D.625A23)
 Code 221 (W.D.625A632)
 Engine - Spec T
 *141D725 Carburetor (Gas)
 *405A1421 Housing Assembly
 +102B549 Oil Base
 Oil Base Heater - Refer to Oil
 Base
 Oil Level Maintainer Kit -
 Refer to Oil Base

15.0JC-4R/11433T

Generator - 15JC/179
 Control - Code 159 (W.D.612C2735)
 Code 180 (W.D.615B218)
 Code 221 (W.D.625A632)
 Engine - Spec T
 *141D725 Carburetor (Gas)
 *403A792 Skid Base Assembly
 134D1805 Air Outlet Duct
 416B522 Battery Mounting Plate
 309P196 Hi-Temp. Cut-Off Switch
 309A195 Hi-Temp. Switch Bracket
 508A126 Hi-Temp. Switch
 Insulating Washer (2)
 508A127 Hi-Temp. Switch
 Insulating Bushing
 332A876 Hi-Temp. Switch
 Terminal

15.0JC-4R/11472T

Generator - 15JC/179
 Control - Code 32 (W.D.612B1543)
 Code 159 (W.D.612C2735)
 Code 221 (W.D.625A632)
 Engine - Spec T

15.0JC-4R/11472T (Continued)

*141D725 Carburetor (Gas)
 *405A1423 Housing Assy. - NOTE:
 Uses #134D1810 Air
 Shutter Assembly
 309P196 Hi-Temp. Cut-Off Switch
 309A195 Hi-Temp. Switch Bracket
 508A126 Hi-Temp. Switch
 Insulating Washer (2)
 508A127 Hi-Temp. Switch
 Insulating Bushing
 332A876 Hi-Temp. Switch
 Terminal

15.0JC-4R/11509T

Generator - 15JC4N4C
 Control - Code 150 (W.D.612C2658)
 Code 180 (W.D.615B218)
 Code 221 (W.D.625A632)
 Engine - Spec T
 *141D720 Carburetor (Gas-Gaso)
 *134D1810 Air Shutter Assembly

15.0JC-4R31/8500T

Generator - 15JC4N4C
 Control - Code 258 (W.D.612C3077)
 Code 221 (W.D.625A632)
 Engine - Spec T
 Vacu-Flo Cooled
 *141D725 Carburetor (Gas)
 307B845 Start Solenoid
 306A195 Start Solenoid
 Mounting Plate
 338A470 Start Solenoid Wiring
 Harness
 307P312 Supply Line Fuel
 Solenoid Valve -
 Electric
 149P558 Supply Line Fuel
 Strainer

15.0JC-4R31/9428T

Generator - 15JC4N4C
 Control - Code 258 (W.D.612C3077)
 Code 221 (W.D.625A632)
 Engine - Spec T
 *141D725 Carburetor
 134D1805 Air Outlet Duct
 307B845 Start Solenoid
 306A195 Start Solenoid
 Mounting Bracket
 338A470 Start Solenoid Wiring
 Harness
 307P312 Supply Line Fuel
 Solenoid Valve -
 Electric
 149P558 Supply Line Fuel
 Strainer

15.0JC-4R31/9803S

Generator - 15JC4N4C
 Control - Code 258 (W.D.612C3077)
 Code 295 (W.D.615B300)
 Code 221 (W.D.625A632)
 Engine - Spec S
 *141D725 Carburetor (Gas)

* - Refer to Accessory Section for Component Parts.
 + - See Engine Section for Optional Call Outs.

MODEL DATA SECTION

275

15.0JC-4R31/9803S (Continued)

134D1805 Air Outlet Duct
307B845 Start Solenoid
306A195 Start Solenoid Mounting Bracket
338A470 Start Solenoid Wiring Harness
307P312 Supply Line Fuel Solenoid Valve - Electric
149P558 Supply Line Fuel Strainer

15.0JC-4R31/10291S

Generator - 15JC4N4C
Control - Code 258 (W.D.612C3077)
Code 295 (W.D.615B300)
Code 208 (W.D.625A23)
Code 221 (W.D.625A632)
Engine - Spec S
*141D725 Carburetor (Gas)
+102B549 Oil Base
Oil Base Heater - Refer to Oil Base
Oil Level Maintainer Kit - Refer to Oil Base
134D1805 Air Outlet Duct
307B845 Start Solenoid
306A195 Start Solenoid Mounting Bracket
338A470 Start Solenoid Wiring Harness
307P312 Supply Line Fuel Solenoid Valve - Electric
149P558 Supply Line Fuel Strainer
309P196 Hi-Temp. Cut-Off Switch
309A195 Hi-Temp. Switch Bracket
508A126 Hi-Temp. Switch Insulating Washer (2)
508A127 Hi-Temp. Switch Insulating Bushing
332A876 Hi-Temp. Switch Terminal

15.0JC-4R31/10756S

Generator - 15JC/179
Control - Code 400 (W.D.612C4427)
Code 221 (W.D.625A632)
Engine - Spec S
Vacu-Flo Cooled
*141D725 Carburetor (Gas)
307B845 Start Solenoid
306A195 Start Solenoid Mounting Bracket
309P162 Hi-Temp. Cut-Off Switch
338A337 Hi-Temp. Switch Wiring Harness
307P312 Supply Line Fuel Solenoid Valve - Electric
149P558 Supply Line Fuel Strainer

15.0JC-4XR/1T

Generator - 15JC4XN1C
Control - Code 149 (W.D.612C2657)
Code 212 (W.D.625A423)
Engine - Spec T
*140K894 Carburetor Air Heater Kit

15.0JC-4XR/12T

Generator - 15JC4XN1C
Control - Code 149 (W.D.612C2657)
Code 212 (W.D.625A423)
Engine - Spec T
*141D720 Carburetor (Gas-Gaso)

15.0JC-4XR/13T

Generator - 15JC4XN1C
Control - Code 149 (W.D.612C2657)
Code 212 (W.D.625A423)
Engine - Spec T
*141D725 Carburetor (Gas)

15.0JC-4XR/1982S

Generator - 15JC4XN1C
Control - Code 149 (W.D.612C2657)
Code 177 (W.D.615B214)
Code 212 (W.D.625A423)
Engine - Spec S
*141D725 Carburetor (Gas)

15.0JC-4XR/2442T

Generator - 15JC4XN1C
Control - Code 149 (W.D.612C2657)
Code 212 (W.D.625A423)
Engine - Spec T
*141D720 Carburetor (Gas-Gaso)
134D1805 Air Outlet Duct

15.0JC-4XR/2539T

Generator - 15JC4XN1C
Control - Code 149 (W.D.612C2657)
Code 212 (W.D.625A423)
Engine - Spec T
*141D725 Carburetor (Gas)
134D1805 Air Outlet Duct

15.0JC-4XR/2681S

Generator - 15JC4XN1C
Control - Code 149 (W.D.612C2657)
Code 201 (W.D.615B280)
Code 212 (W.D.625A423)
Engine - Spec S
*141D725 Carburetor (Gas)
134D1805 Air Outlet Duct

15.0JC-4XR/2733T

Generator - 15JC4XN1C
Control - Code 149 (W.D.612C2657)
Code 177 (W.D.615B214)
Code 212 (W.D.625A423)
Engine - Spec T
*141D725 Carburetor (Gas)
134D1805 Air Outlet Duct

15.0JC-4XR/2938T

Generator - 15JC4XN1C

15.0JC-4XR/2938T (Continued)

Control - Code 32 (W.D.612B1543)
Code 150 (W.D.612C2658)
Code 212 (W.D.625A423)
Engine - Spec T
*141D725 Carburetor (Gas)
*405A1421 Housing Assembly

15.0JC-4XR/3115S

Generator - 15JC4XN1C
Control - Code 149 (W.D.612C2657)
Code 177 (W.D.615B214)
Code 212 (W.D.625A423)
Engine - Spec S
*141D720 Carburetor (Gas-Gaso)
134D1805 Air Outlet Duct

15.0JC-4XR/3157S

Generator - 15JC4XN1C
Control - Code 150 (W.D.612C2658)
Code 212 (W.D.625A423)
Engine - Spec S
*141D725 Carburetor (Gas)
134D1805 Air Outlet Duct

15.0JC-4XR/4771S

Generator - 15JC4XN1C
Control - Code 150 (W.D.612C2658)
Code 201 (W.D.615B280)
Code 212 (W.D.625A423)
Engine - Spec S
*141D725 Carburetor (Gas)
309P196 Hi-Temp. Cut-Off Switch
309A195 Hi-Temp. Switch Bracket
508A126 Hi-Temp. Switch Insulating Washer (2)
508A127 Hi-Temp. Switch Insulating Bushing
332A876 Hi-Temp. Switch Terminal

15.0JC-4XR/6164T

Generator - 15JC4XN1C
Control - Code 150 (W.D.612C2658)
Code 177 (W.D.615B214)
Code 212 (W.D.625A423)
Engine - Spec T
*141D720 Carburetor (Gas-Gaso)
*134D1810 Air Shutter Assembly
309P196 Hi-Temp. Cut-Off Switch
309A195 Hi-Temp. Switch Bracket
508A126 Hi-Temp. Switch Insulating Washer (2)
508A127 Hi-Temp. Switch Insulating Bushing
332A876 Hi-Temp. Switch Terminal

15.0JC-4XR/6365S

Generator - 15JC4XN1C
Control - Code 32 (W.D.612B1543)
Code 149 (W.D.612C2657)
Code 212 (W.D.625A423)
Engine - Spec S
*141D725 Carburetor (Gas)

* - Refer to Accessory Section for Component Parts.
+ - See Engine Section for Optional Call Outs.

MODEL DATA SECTION

15.0JC-4XR/6365S (Continued)

*405A1423 Housing Assy. - NOTE:
Uses #134D1810 Air
Shutter Assembly
309P196 Hi-Temp. Cut-Off Switch
309A195 Hi-Temp. Switch Bracket
508A126 Hi-Temp. Switch
Insulating Washer (2)
508A127 Hi-Temp. Switch
Insulating Bushing
332A876 Hi-Temp. Switch
Terminal

15.0JC-4XR/8389T

Generator - 15JC4XN1C
Control - Code 149 (W.D.612C2657)
Code 212 (W.D.625A423)
Engine - Spec T
Vacu-Flo Cooled
*141D720 Carburetor (Gas-Gaso)

15.0JC-4XR/8390T

Generator - 15JC4XN1C
Control - Code 149 (W.D.612C2657)
Code 212 (W.D.625A423)
Engine - Spec T
Vacu-Flo Cooled
*141D725 Carburetor (Gas)

15.0JC-4XR/8490S

Generator - 15JC4XN1C
Control - Code 149 (W.D.612C2657)
Code 212 (W.D.625A423)
Engine - Spec S
*141D725 Carburetor (Gas)
*403A792 Skid Base Assembly

15.0JC-4XR/8490T

Generator - 15JC4XN1C
Control - Code 149 (W.D.612C2657)
Code 212 (W.D.625A423)
Engine - Spec T
*141D725 Carburetor (Gas)
*403A792 Skid Base Assembly

15.0JC-4XR/8505S

Generator - 15JC4XN1C
Control - Code 150 (W.D.612C2658)
Code 212 (W.D.625A423)
Engine - Spec S
Vacu-Flo Cooled
*141D725 Carburetor (Gas)
309P162 Hi-Temp. Cut-Off Switch
338A337 Hi-Temp. Switch Wiring
Harness

15.0JC-4XR/8525T

Generator - 15JC4XN1C
Control - Code 150 (W.D.612C2658)
Code 212 (W.D.625A423)
Engine - Spec T
Vacu-Flo Cooled
*141D720 Carburetor (Gas-Gaso)

15.0JC-4XR/8675T

Generator - 15JC4XN1C

15.0JC-4XR/8675T (Continued)

Control - Code 32 (W.D.612B1543)
Code 149 (W.D.612C2657)
Code 212 (W.D.625A423)
301C1195 Blank Instrument Panel
Engine - Spec T
*141D720 Carburetor (Gas-Gaso)
*405A1422 Housing Assembly

15.0JC-8949T

Generator - 15JC4XN1C
Control - Code 150 (W.D.612C2658)
Code 212 (W.D.625A423)
Engine - Spec T
*141D725 Carburetor (Gas)
*403A792 Skid Base Assembly
134D1805 Air Outlet Duct
309P196 Hi-Temp. Cut-Off Switch
309A195 Hi-Temp. Switch Bracket
508A126 Hi-Temp. Switch
Insulating Washer (2)
508A127 Hi-Temp. Switch
Insulating Bushing
332A876 Hi-Temp. Switch
Terminal

15.0JC-4XR/9131T

Generator - 15JC4XN1C
Control - Code 32 (W.D.612B1543)
Code 63 (W.D.612B1851)
Code 150 (W.D.612C2658)
Code 212 (W.D.625A423)
Engine - Spec T
*141D725 Carburetor (Gas)
*405A1724 Housing Assembly
155P360 Exhaust Muffler
140A78 Muffler Mounting Band
(2)
155A949 Flexible Exhaust Tube
505-43 Pipe Elbow - 1-1/2 x
90°
309P196 Hi-Temp. Cut-Off Switch
309A195 Hi-Temp. Switch Bracket
508A126 Hi-Temp. Switch
Insulating Washer (2)
508A127 Hi-Temp. Switch
Insulating Bushing
332A876 Hi-Temp. Switch
Terminal

15.0JC-4XR/9574S

Generator - 15JC4XN1C
Control - Code 32 (W.D.612B1543)
Code 149 (W.D.612C2657)
Code 208 (W.D.625A23)
Code 212 (W.D.625A423)
Engine - Spec S
*141D725 Carburetor (Gas)
*405A1421 Housing Assembly
+102B549 Oil Base
Oil Base Heater - Refer to Oil
Base
Oil Level Maintainer Kit -
Refer to Oil Base

15.0JC-4XR/9574T

Generator - 15JC4XN1C
Control - Code 32 (W.D.612B1543)
Code 149 (W.D.612C2657)
Code 208 (W.D.625A23)
Code 212 (W.D.625A423)
Engine - Spec T
*141D725 Carburetor (Gas)
*405A1421 Housing Assembly
+102B549 Oil Base
Oil Base Heater - Refer to Oil
Base
Oil Level Maintainer Kit -
Refer to Oil Base

15.0JC-4XR/9597S

Generator - 15JC4XN1C
Control - Code 149 (W.D.612C2657)
Code 208 (W.D.625A23)
Code 212 (W.D.625A423)
Engine - Spec S
*141D720 Carburetor (Gas-Gaso)
+102B549 Oil Base
Oil Base Heater - Refer to Oil
Base
Oil Level Maintainer Kit -
Refer to Oil Base
134D1805 Air Outlet Duct

15.0JC-4XR/9597T

Generator - 15JC4XN1C
Control - Code 149 (W.D.612C2657)
Code 208 (W.D.625A23)
Code 212 (W.D.625A423)
Engine - Spec T
*141D720 Carburetor (Gas-Gaso)
+102B549 Oil Base
Oil Base Heater - Refer to Oil
Base
Oil Level Maintainer Kit -
Refer to Oil Base
134D1805 Air Outlet Duct

15.0JC-4XR/9918T

Generator - 15JC4XN1C
Control - Code 32 (W.D.612B1543)
Code 149 (W.D.612C2657)
Code 208 (W.D.625A23)
Code 212 (W.D.625A423)
Engine - Spec T
*140K893 Carburetor Air Heater
Kit
*405A1421 Housing Assembly
+102B549 Oil Base
Oil Base Heater - Refer to Oil
Base
Oil Level Maintainer Kit -
Refer to Oil Base

15.0JC-4XR/9964T

Generator - 15JC4XN1C
Control - Code 32 (W.D.612B1543)
Code 150 (W.D.612C2658)
Code 208 (W.D.625A23)
Code 212 (W.D.625A423)
Engine - Spec T

* - Refer to Accessory Section for Component Parts.

+ - See Engine Section for Optional Call Outs.

MODEL DATA SECTION

277

15.0JC-4XR/9964T (Continued)

*141D725 Carburetor (Gas)
 *405A1723 Housing Assembly
 +102B549 Oil Base
 Oil Base Heater - Refer to Oil Base
 Oil Level Maintainer Kit - Refer to Oil Base
 155P360 Exhaust Muffler
 140A78 Muffler Mounting Band (2)
 155A949 Flexible Exhaust Tube
 505-43 Pipe Elbow - 1-1/2 x 90°

15.0JC-4XR/10325S

Generator - 15JC/447
 Control - Code 395 (W.D.612C4274)
 Code 177 (W.D.615B214)
 Code 215 (W.D.625A496)
 Engine - Spec S
 *141D725 Carburetor (Gas)
 *403A792 Skid Base Assembly
 134D1805 Air Outlet Duct
 416B522 Battery Mounting Plate
 309P206 Hi-Temp. Cut-Off Switch
 309A195 Hi-Temp. Switch Bracket
 508A126 Hi-Temp. Switch
 Insulating Washer (2)
 508A127 Hi-Temp. Switch
 Insulating Bushing
 332A876 Hi-Temp. Switch
 Terminal

15.0JC-4XR/10344S

Generator - 15JC/133
 Control - Code 159 (W.D.612C2735)
 Code 212 (W.D.625A423)
 Engine - Spec S
 *141D725 Carburetor (Gas)
 134D1805 Air Outlet Duct
 309P196 Hi-Temp. Cut-Off Switch
 309A195 Hi-Temp. Switch Bracket
 508A126 Hi-Temp. Switch
 Insulating Washer (2)
 508A127 Hi-Temp. Switch
 Insulating Bushing
 332A876 Hi-Temp. Switch
 Terminal

15.0JC-4XR/10377S

Generator - 15JC4XN1C
 Control - Code 237 (W.D.612C2873)
 Code 410 (W.D.615B356)
 Code 212 (W.D.625A423)
 Engine - Spec S
 *141D725 Carburetor (Gas)
 *403A792 Skid Base Assembly
 134D1805 Air Outlet Duct
 416B522 Battery Mounting Plate
 309P206 Hi-Temp. Cut-Off Switch
 309A195 Hi-Temp. Switch Bracket
 508A126 Hi-Temp. Switch
 Insulating Washer (2)
 508A127 Hi-Temp. Switch
 Insulating Bushing
 332A876 Hi-Temp. Switch
 Terminal

15.0JC-4XR/10392S

Generator - 15JC4XN1C
 Control - Code 149 (W.D.612C2657)
 Code 409 (W.D.615B353)
 Code 212 (W.D.625A423)
 Engine - Spec S
 *141D725 Carburetor (Gas)
 *403A792 Skid Base Assembly

15.0JC-4XR/10480S

Generator - 15JC4XN1C
 Control - Code 32 (W.D.612B1543)
 Code 63 (W.D.612B1851)
 Code 149 (W.D.612C2657)
 Code 208 (W.D.625A23)
 Code 212 (W.D.625A423)
 Engine - Spec S
 *141D725 Carburetor (Gas)
 *405A1724 Housing Assembly
 +102B549 Oil Base
 Oil Base Heater - Refer to Oil Base
 Oil Level Maintainer Kit - Refer to Oil Base
 155P360 Exhaust Muffler
 140A78 Muffler Mounting Band (2)
 155A949 Flexible Exhaust Tube
 505-43 Pipe Elbow - 1-1/2 x 90°

15.0JC-4XR/10557S

Generator - 15JC/447
 Control - Code 398 (W.D.612C4379)
 Code 409 (W.D.615B353)
 Code 208 (W.D.625A23)
 Code 215 (W.D.625A496)
 Engine - Spec S
 *141D725 Carburetor (Gas)
 +102B549 Oil Base
 Oil Base Heater - Refer to Oil Base
 Oil Level Maintainer Kit - Refer to Oil Base
 134D1805 Air Outlet Duct
 508P196 Hi-Temp. Cut-Off Switch
 508A195 Hi-Temp. Switch Bracket
 508A126 Hi-Temp. Switch
 Insulating Washer (2)
 508A127 Hi-Temp. Switch
 Insulating Bushing
 332A876 Hi-Temp. Switch
 Terminal

15.0JC-4XR/10663S

Generator - 15JC4XN1C
 Control - Code 32 (W.D.612B1543)
 Code 65 (W.D.612B1859)
 Code 149 (W.D.612C2657)
 Code 208 (W.D.625A23)
 Code 212 (W.D.625A423)
 Engine - Spec S
 *141D725 Carburetor (Gas)
 *405A1422 Housing Assembly
 +102B549 Oil Base
 Oil Base Heater - Refer to Oil Base

15.0JC-4XR/10663S (Continued)

Oil Level Maintainer Kit - Refer to Oil Base

15.0JC-4XR/10812S

Generator - 15JC/133
 Control - Code 399 (W.D.612C4422)
 Code 212 (W.D.625A423)
 Engine - Spec S
 *141D725 Carburetor (Gas)
 +102B549 Oil Base
 Oil Base Heater - Refer to Oil Base
 Oil Level Maintainer Kit - Refer to Oil Base
 134D1805 Air Outlet Duct
 309P196 Hi-Temp. Cut-Off Switch
 309A195 Hi-Temp. Switch Bracket
 508A126 Hi-Temp. Switch
 Insulating Washer (2)
 508A127 Hi-Temp. Switch
 Insulating Bushing
 332A876 Hi-Temp. Switch
 Terminal

15.0JC-4XR/10853S

Generator - 15JC4XN1C
 Control - Code 32 (W.D.612B1543)
 Code 63 (W.D.612B1851)
 Code 149 (W.D.612C2657)
 Code 208 (W.D.625A23)
 Code 212 (W.D.625A423)
 Engine - Spec S

*140K893 Carburetor Air Heater Kit
 *405A1724 Housing Assembly
 *159A799 Fuel Tank Assembly
 +102B549 Oil Base
 Oil Base Heater - Refer to Oil Base
 Oil Level Maintainer Kit - Refer to Oil Base
 155P360 Exhaust Muffler
 140A78 Muffler Mounting Band (2)
 155A949 Flexible Exhaust Tube
 505-43 Pipe Elbow - 1-1/2 x 90°

15.0JC-4XR/10867S

Generator - 15JC4XN1C
 Control - Code 149 (W.D.612C2657)
 Code 177 (W.D.615B214)
 Code 208 (W.D.625A23)
 Code 212 (W.D.625A423)
 Engine - Spec S

*141D725 Carburetor (Gas)
 +102B549 Oil Base
 Oil Base Heater - Refer to Oil Base
 Oil Level Maintainer Kit - Refer to Oil Base
 134D1805 Air Outlet Duct

15.0JC-4XR/10867T

Generator - 15JC4XN1C
 Control - Code 149 (W.D.612C2657)
 Code 177 (W.D.615B214)
 Code 208 (W.D.625A23)

* - Refer to Accessory Section for Component Parts.

+ - See Engine Section for Optional Call Outs.

MODEL DATA SECTION

15.0JC-4XR/10867T (Continued)

Code 212 (W.D.625A423)
 Engine - Spec T
 *141D725 Carburetor (Gas)
 +102B549 Oil Base
 Oil Base Heater - Refer to Oil Base
 Oil Level Maintainer Kit -
 Refer to Oil Base
 134D1805 Air Outlet Duct

15.0JC-4XR/10895T

Generator - 15JC/133
 Control - Code 32 (W.D.612B1543)
 Code 63 (W.D.612B1851)
 Code 161 (W.D.612C2737)
 Code 208 (W.D.625A23)
 Code 212 (W.D.625A423)
 Engine - Spec T
 *141D725 Carburetor (Gas)
 *405A1724 Housing Assembly
 +102B549 Oil Base
 Oil Base Heater - Refer to Oil Base
 Oil Level Maintainer Kit -
 Refer to Oil Base
 155P360 Exhaust Muffler
 140A78 Muffler Mounting Band
 (2)
 155A949 Flexible Exhaust Tube
 505-43 Pipe Elbow - 1-1/2 x 90°
 309P206 Hi-Temp. Cut-Off Switch
 309A195 Hi-Temp. Switch Bracket
 508A126 Hi-Temp. Switch
 Insulating Washer (2)
 508A127 Hi-Temp. Switch
 Insulating Bushing
 332A876 Hi-Temp. Switch
 Terminal

15.0JC-4XR/11001T

Generator - 15JC/133
 Control - Code 161 (W.D.612C2737)
 Code 409 (W.D.615B353)
 Code 212 (W.D.625A423)
 Engine - Spec T
 *141D725 Carburetor (Gas)
 134D1805 Air Outlet Duct
 309P196 Hi-Temp. Cut-Off Switch
 309A195 Hi-Temp. Switch Bracket
 508A126 Hi-Temp. Switch
 Insulating Washer (2)
 508A127 Hi-Temp. Switch
 Insulating Bushing
 332A876 Hi-Temp. Switch
 Terminal

15.0JC-4XR/11106T

Generator - 15JC4XN1C
 Control - Code 150 (W.D.612C2658)
 Code 212 (W.D.625A423)
 Engine - Spec T
 *141D720 Carburetor (Gas-Gaso)
 *403A792 Skid Base Assembly
 134D1805 Air Outlet Duct
 309P196 Hi-Temp. Cut-Off Switch

15.0JC-4XR/11106T (Continued)

309A195 Hi-Temp. Switch Bracket
 508A126 Hi-Temp. Switch
 Insulating Washer (2)
 508A127 Hi-Temp. Switch
 Insulating Bushing
 332A876 Hi-Temp. Switch
 Terminal

15.0JC-4XR/11107T

Generator - 15JC4XN1C
 Control - Code 166 (W.D.612C2790)
 Code 409 (W.D.615B353)
 Code 212 (W.D.625A423)
 Engine - Spec T
 *141D725 Carburetor (Gas)

15.0JC-4XR/11236T

Generator - 15JC4XN1C
 Control - Code 32 (W.D.612B1543)
 Code 63 (W.D.612B1851)
 Code 150 (W.D.612C2658)
 Code 208 (W.D.625A23)
 Code 212 (W.D.625A423)
 Engine - Spec T
 *141D725 Carburetor (Gas)
 *405A1726 Housing Assembly
 +102B549 Oil Base
 Oil Base Heater - Refer to Oil Base
 Oil Level Maintainer Kit -
 Refer to Oil Base
 155P360 Exhaust Muffler
 140A78 Muffler Mounting Band
 (2)
 155A949 Flexible Exhaust Tube
 505-43 Pipe Elbow - 1-1/2 x 90°
 309P196 Hi-Temp. Cut-Off Switch
 309A195 Hi-Temp. Switch Bracket
 508A126 Hi-Temp. Switch
 Insulating Washer (2)
 508A127 Hi-Temp. Switch
 Insulating Bushing
 332A876 Hi-Temp. Switch
 Terminal

15.0JC-4XR/11466T

Generator - 15JC/133
 Control - Code 32 (W.D.612B1543)
 Code 63 (W.D.612B1851)
 Code 161 (W.D.612C2737)
 Code 208 (W.D.625A23)
 Code 212 (W.D.625A423)
 Engine - Spec T
 *141D720 Carburetor (Gas-Gaso)
 *405A1422 Housing Assembly
 +102B549 Oil Base
 Oil Base Heater - Refer to Oil Base
 Oil Level Maintainer Kit -
 Refer to Oil Base
 309P206 Hi-Temp. Cut-Off Switch
 309A195 Hi-Temp. Switch Bracket
 508A126 Hi-Temp. Switch
 Insulating Washer (2)

15.0JC-4XR/11466T (Continued)

508A127 Hi-Temp. Switch
 Insulating Bushing
 332A876 Hi-Temp. Switch
 Terminal

15.0JC-4XR31/8400T

Generator - 15JC4XN1C
 Control - Code 260 (W.D.612C3100)
 Code 212 (W.D.625A423)
 Engine - Spec T
 *141D725 Carburetor (Gas)
 307B845 Start Solenoid
 306A195 Start Solenoid Mounting
 Bracket
 338A470 Start Solenoid Wiring
 Harness
 307P312 Supply Line Fuel
 Solenoid Valve -
 Electric
 149P558 Supply Line Fuel
 Strainer

15.0JC-4XR31/9428T

Generator - 15JC4XN1C
 Control - Code 260 (W.D.612C3100)
 Code 212 (W.D.625A423)
 Engine - Spec T
 *141D725 Carburetor (Gas)
 134D1805 Air Outlet Duct
 307B845 Start Solenoid
 306A195 Start Solenoid Mounting
 Bracket
 338A470 Start Solenoid Wiring
 Harness
 307P312 Supply Line Fuel
 Solenoid Valve -
 Electric
 149P558 Supply Line Fuel
 Strainer

15.0JC-5DR/1T

Generator - 15JC5DN1C
 Control - Code 149 (W.D.612C2657)
 Code 212 (W.D.625A423)
 Engine - Spec T
 *140K894 Carburetor Air Heater
 Kit

15.0JC-5DR/7S

Generator - 15JC5DN1C
 Control - Code 32 (W.D.612B1543)
 Code 149 (W.D.612C2657)
 Code 212 (W.D.625A423)
 Engine - Spec S
 *140K893 Carburetor
 *405A1421 Housing Assembly

15.0JC-5DR/1092S

Generator - 15JC5DN1C
 Control - Code 32 (W.D.612B1543)
 Code 67 (W.D.612B1870)
 Code 149 (W.D.612C2657)
 Code 212 (W.D.625A423)
 Engine - Spec S
 *140K893 Carburetor Air Heater Ki

* - Refer to Accessory Section for Component Parts.
 + - See Engine Section for Optional Call Outs.

MODEL DATA SECTION

279

15.OJC-5DR/1092S (Continued)

- *405A1422 Housing Assembly
- *159A799 Fuel Tank Kit

15.OJC-5DR/2198T

- Generator - 15JC5DN1C
- Control - Code 150 (W.D.612C2658)
Code 212 (W.D.625A423)
- Engine - Spec T
- *140K894 Carburetor Air Heater Kit
- 309P196 Hi-Temp. Cut-Off Switch
- 309P195 Hi-Temp. Switch Bracket
- 508A126 Hi-Temp. Switch
Insulating Washer (2)
- 508A127 Hi-Temp. Switch
Insulating Bushing
- 332A876 Hi-Temp. Switch
Terminal

15.OJC-5DR/2539T

- Generator - 15JC5DN1C
- Control - Code 149 (W.D.612C2657)
Code 212 (W.D.625A423)
- Engine - Spec T
- *141D725 Carburetor (Gas)
- 134D1805 Air Outlet Duct

15.OJC-5DR/3742S

- Generator - 15JC5DN1C
- Control - Code 150 (W.D.612C2658)
Code 212 (W.D.625A423)
- Engine - Spec S
- *141D725 Carburetor (Gas)
- 134D1805 Air Outlet Duct
- 309P196 Hi-Temp. Cut-Off Switch
- 309A195 Hi-Temp. Switch Bracket
- 508A126 Hi-Temp. Switch
Insulating Washer (2)
- 508A127 Hi-Temp. Switch
Insulating Bushing
- 332A876 Hi-Temp. Switch
Terminal

15.OJC-5DR/5114T

- Generator - 15JC5DN1C
- Control - Code 32 (W.D.612B1543)
Code 150 (W.D.612C2658)
Code 212 (W.D.625A423)
- Engine - Spec T
- *140K893 Carburetor Air Heater Kit
- *405A1421 Housing Assembly
- *159A799 Fuel Tank Kit
- 309P196 Hi-Temp. Cut-Off Switch
- 309A195 Hi-Temp. Switch Bracket
- 508A126 Hi-Temp. Switch
Insulating Washer (2)
- 508A127 Hi-Temp. Switch
Insulating Bushing
- 332A876 Hi-Temp. Switch
Terminal

15.OJC-5DR/6507S

- Generator - 15JC5DN1C
- Control - Code 32 (W.D.612B1543)

15.OJC-5DR/6507S (Continued)

- Code 149 (W.D.612C2657)
- Code 212 (W.D.625A423)
- Engine - Spec S
- *140K893 Carburetor Air Heater Kit
- *405A1423 Housing Assy. - NOTE:
Uses #134D1810 Air
Shutter Assembly

15.OJC-5DR/8375S

- Generator - 15JC5DN1C
- Control - Code 32 (W.D.612B1543)
Code 34 (W.D.612B1556)
Code 149 (W.D.612C2657)
Code 212 (W.D.625A423)
- Engine - Spec S
- *140K893 Carburetor Air Heater Kit
- *405A1422 Housing Assembly
- *159A799 Fuel Tank Kit

15.OJC-5DR/8389S

- Generator - 15JC5DN1C
- Control - Code 149 (W.D.612C2657)
Code 212 (W.D.625A423)
- Engine - Spec S
- Vacu-Flo Cooled
- *141D720 Carburetor (Gas-Gaso)

15.OJC-5DR/8451S

- Generator - 15JC5DN1C
- Control - Code 32 (W.D.612B1543)
Code 34 (W.D.612B1556)
Code 149 (W.D.612C2657)
Code 212 (W.D.625A423)
- Engine - Spec S
- *141D725 Carburetor (Gas)
- *405A1422 Housing Assembly

15.OJC-5DR/9156T

- Generator - 15JC5DN1C
- Control - Code 32 (W.D.612B1543)
Code 67 (W.D.612B1870)
Code 149 (W.D.612C2657)
Code 212 (W.D.625A423)
- Engine - Spec T
- *140K893 Carburetor Air Heater Kit
- *405A1424 Housing Assy. - NOTE:
Uses #134D1810 Air
Shutter Assembly
- *159A799 Fuel Tank Kit

15.OJC-5DR/9574S

- Generator - 15JC5DN1C
- Control - Code 32 (W.D.612B1543)
Code 149 (W.D.612C2657)
Code 208 (W.D.625A23)
Code 212 (W.D.625A423)
- Engine - Spec S
- *141D725 Carburetor (Gas)
- *405A1421 Housing Assembly
- *102B549 Oil Base
Oil Base Heater - Refer to Oil
Base

15.OJC-5DR/9574S (Continued)

- Oil Level Maintainer Kit -
Refer to Oil Base

15.OJC-5DR/9768T

- Generator - 15JC5DN1C
- Control - Code 32 (W.D.612B1543)
Code 34 (W.D.612B1556)
Code 150 (W.D.612C2658)
Code 212 (W.D.625A423)
- Engine - Spec T
- *140K893 Carburetor Air Heater Kit
- *405A1422 Housing Assembly
- *159A799 Fuel Tank Assembly
- 309P196 Hi-Temp. Cut-Off Switch
- 309A195 Hi-Temp. Switch Bracket
- 508A126 Hi-Temp. Switch
Insulating Washer (2)
- 508A127 Hi-Temp. Switch
Insulating Bushing
- 332A876 Hi-Temp. Switch
Terminal

15.OJC-5DR/9848T

- Generator - 15JC5DN1C
- Control - Code 149 (W.D.612C2657)
Code 208 (W.D.625A23)
Code 212 (W.D.625A423)
- Engine - Spec T
- Vacu-Flo Cooled
- *141D725 Carburetor (Gas)
- *102B549 Oil Base
Oil Base Heater - Refer to Oil
Base
- Oil Level Maintainer Kit -
Refer to Oil Base

15.OJC-5DR/10383S

- Generator - 15JC/132
- Control - Code 159 (W.D.612C2735)
Code 190 (W.D.615B243)
Code 212 (W.D.625A423)
- Engine - Spec S
- *140K894 Carburetor Air Heater Kit
- *159B760 Reservoir Tank Assy.
- 309P196 Hi-Temp. Cut-Off Switch
- 309A195 Hi-Temp. Switch Bracket
- 508A126 Hi-Temp. Switch
Insulating Washer (2)
- 508A127 Hi-Temp. Switch
Insulating Bushing
- 332A876 Hi-Temp. Switch
Terminal

15.OJC-5DR/10489T

- Generator - 15JC/132
- Control - Code 161 (W.D.612C2737)
Code 190 (W.D.615B243)
Code 212 (W.D.625A423)
- Engine - Spec T
- *141D725 Carburetor (Gas)
- *403A792 Skid Base Assembly
- 416B522 Battery Mounting Plate
- 309P206 Hi-Temp. Cut-Off Switch

* - Refer to Accessory Section for Component Parts.
+ - See Engine Section for Optional Call Outs.

MODEL DATA SECTION

15.0JC-5DR/10489T (Continued)

309A195 Hi-Temp. Switch Bracket
508A126 Hi-Temp. Switch
Insulating Washer (2)
508A127 Hi-Temp. Switch
Insulating Bushing
332A876 Hi-Temp. Switch
Terminal

15.0JC-5DR/10658S

Generator - 15JC5DN1C
Control - Code 149 (W.D.612C2657)
Code 190 (W.D.615B243)
Code 212 (W.D.625A423)
Engine - Spec S
Vacu-Flo Cooled
*140K892 Carburetor Air Heater
Kit

15.0JC-5DR/10797S

Generator - 15RJC/471
Control - Code 212 (W.D.625A423)
Engine - Spec S
*141D725 Carburetor (Gas)
134D1805 Air Outlet Duct
112-92 Piston & Pin Assembly
(4)
309P196 Hi-Temp. Cut-Off Switch
309A195 Hi-Temp. Switch Bracket
508A126 Hi-Temp. Switch
Insulating Washer (2)
508A127 Hi-Temp. Switch
Insulating Bushing
332A876 Hi-Temp. Switch
Terminal
134D1178 Grille
155B456 Exhaust Muffler
155B1049 Muffler Mounting Bracket
140B631 Muffler Mounting Band
(2)
155B1050 Muffler Heat Shield
505-43 Muffler Pipe Elbow -
1-1/2 x 90° (2)
155A1062 Flexible Exhaust Tube -
11" Long
140P721 Air Cleaner
140P765 Air Cleaner Replacement
Element
140P722 Air Cleaner Mounting
Clamp (2)
503P365 Air Cleaner Hose Clamp
(3)
503P419 Air Cleaner Rubber Elbow
140B741 Air Cleaner Air Intake
Tube
503A367 Air Cleaner Flexible
Hose - 16" Long
140A852 Air Cleaner Air Intake
Tube Support Bracket
148C311 Gas Regulator
148P34 Primary Gas Regulator
307P312 Magnetic Valve
502-237 Regulator Elbow -
1/2 x 3/8
505-102 Regulator Nipple -
3/4 x 1-3/8 (2)

15.0JC-5DR/10797S (Continued)

148C710 Regulator & Air Cleaner
Mounting Bracket
518-178 Starter Wiring Harness
Clip

15.0JC-5DR/10824T

Generator - 15JC/132
Control - Code 32 (W.D.612B1543)
Code 34 (W.D.612B1556)
Code 161 (W.D.612C2737)
Code 208 (W.D.625A23)
Code 212 (W.D.625A423)

Engine - Spec T
*140K893 Carburetor Air Heater
Kit
*405A1424 Housing Assy. - NOTE:
Uses #134D1810 Air
Shutter Assembly
*159B760 Reservoir Tank Assy.
+102B549 Oil Base

Oil Base Heater - Refer to Oil
Base
Oil Level Maintainer Kit -
Refer to Oil Base
309P206 Hi-Temp. Cut-Off Switch
309A195 Hi-Temp. Switch Bracket
508A126 Hi-Temp. Switch
Insulating Washer (2)
508A127 Hi-Temp. Switch
Insulating Bushing
332A876 Hi-Temp. Switch
Terminal

15.0JC-5DR/10884T

Generator - 15JC/333
Control - Code 402 (W.D.612C4457)
Code 190 (W.D.615B243)
Code 215 (W.D.625A496)

Engine - Spec T
*141D725 Carburetor (Gas)
134D1805 Air Outlet Duct
309P206 Hi-Temp. Cut-Off Switch
309A195 Hi-Temp. Switch Bracket
508A126 Hi-Temp. Switch
Insulating Washer (2)
508A127 Hi-Temp. Switch
Insulating Bushing
332A876 Hi-Temp. Switch
Terminal

15.0JC-5DR/11122T

Generator - 15JC5DN1C
Control - Code 32 (W.D.612B1543)
Code 67 (W.D.612B1870)
Code 237 (W.D.612C2873)
Code 212 (W.D.625A423)

Engine - Spec T
*140K893 Carburetor Air Heater
Kit
*405A1726 Housing Assembly
155P360 Exhaust Muffler
140A78 Muffler Mounting Band
(2)
155A949 Flexible Exhaust Tube
505-43 Pipe Elbow - 1-1/2 x
90°

15.0JC-5DR/11122T (Continued)

309P206 Hi-Temp. Cut-Off Switch
309A195 Hi-Temp. Switch Bracket
508A126 Hi-Temp. Switch
Insulating Washer (2)
508A127 Hi-Temp. Switch
Insulating Bushing
332A876 Hi-Temp. Switch
Terminal

15.0JC-5DR/11151T

Generator - 15JC5DN1C
Control - Code 149 (W.D.612C2657)
Code 178 (W.D.615B216)
Code 208 (W.D.625A23)
Code 212 (W.D.625A423)

Engine - Spec T
*141D725 Carburetor (Gas)
+102B549 Oil Base
Oil Base Heater - Refer to Oil
Base
Oil Level Maintainer Kit -
Refer to Oil Base

15.0JC-5DR/11186T

Generator - 15JC/132
Control - Code 32 (W.D.612B1543)
Code 34 (W.D.612B1556)
Code 399 (W.D.612C4422)
Code 208 (W.D.625A23)
Code 212 (W.D.625A423)

Engine - Spec T
*141D720 Carburetor (Gas-Gaso)
*405A1422 Housing Assembly
*159A799 Fuel Tank Kit
+102B549 Oil Base
Oil Base Heater - Refer to Oil
Base
Oil Level Maintainer Kit -
Refer to Oil Base
309P206 Hi-Temp. Cut-Off Switch
309A195 Hi-Temp. Switch Bracket
508A126 Hi-Temp. Switch
Insulating Washer (2)
508A127 Hi-Temp. Switch
Insulating Bushing
332A876 Hi-Temp. Switch
Terminal

15.0JC-5DR/11377T

Generator - 15JC5DN1C
Control - Code 150 (W.D.612C2658)
Code 190 (W.D.615B243)
Code 212 (W.D.625A423)

Engine - Spec T
*140K893 Carburetor Air Heater
Kit
*134D1810 Air Shutter Assembly
*159B760 Reservoir Tank Assembly
309P196 Hi-Temp. Cut-Off Switch
309A195 Hi-Temp. Switch Bracket
508A126 Hi-Temp. Switch
Insulating Washer (2)
508A127 Hi-Temp. Switch
Insulating Bushing
332A876 Hi-Temp. Switch Terminal

* - Refer to Accessory Section for Component Parts.
+ - See Engine Section for Optional Call Outs.

MODEL DATA SECTION

281

15.0JC-5DR/11527T

Generator - 15JC/478
 333P59 Space Heater - 120 V.
 309P128 Space Heater Thermostat
 332A333 Space Heater Terminal Block
 332A499 Space Heater Block Marker
 Control - Code 149 (W.D.612C2657)
 Code 208 (W.D.625A23)
 Code 212 (W.D.625A423)
 Code 214 (W.D.625A477)
 Engine - Spec T
 Vacu-Flo Cooled
 *140K892 Carburetor Air Heater Kit
 +102B549 Oil Base
 Oil Base Heater - Refer to Oil Base
 Oil Level Maintainer Kit - Refer to Oil Base

15.0JC-5DR31/8400T

Generator - 15JC5DN1C
 Control - Code 259 (W.D.612C3099)
 Code 221 (W.D.625A632)
 Engine - Spec T
 *141D725 Carburetor (Gas)
 307B845 Start Solenoid
 306A195 Start Solenoid Mounting Bracket
 338A470 Start Solenoid Wiring Harness
 307P312 Supply Line Fuel Solenoid Valve - Electric
 149P558 Supply Line Fuel Strainer

15.0JC-9XR/1T

Generator - 15JC9XN1C
 Control - Code 149 (W.D.612C2657)
 Code 212 (W.D.625A423)
 Engine - Spec T
 *140K894 Carburetor Air Heater Kit

15.0JC-9XR/2198S

Generator - 15JC9XN1C
 Control - Code 150 (W.D.612C2658)
 Code 212 (W.D.625A423)
 Engine - Spec S
 *140K894 Carburetor Air Heater Kit
 309P196 Hi-Temp. Cut-Off Switch
 309A195 Hi-Temp. Switch Bracket
 508A126 Hi-Temp. Switch
 Insulating Washer (2)
 508A127 Hi-Temp. Switch
 Insulating Bushing
 332A876 Hi-Temp. Switch Terminal

15.0JC-9XR/2539T

Generator - 15JC9XN1C
 Control - Code 149 (W.D.612C2657)

15.0JC-9XR/2539T (Continued)

Code 212 (W.D.625A423)
 Engine - Spec T
 *141D725 Carburetor (Gas)
 134D1805 Air Outlet Duct

15.0JC-9XR/3742S

Generator - 15JC9XN1C
 Control - Code 150 (W.D.612C2658)
 Code 212 (W.D.625A423)
 Engine - Spec S
 *141D725 Carburetor (Gas)
 134D1805 Air Outlet Duct
 309P196 Hi-Temp. Cut-Off Switch
 309A195 Hi-Temp. Switch Bracket
 508A126 Hi-Temp. Switch
 Insulating Washer (2)
 508A127 Hi-Temp. Switch
 Insulating Bushing
 332A876 Hi-Temp. Switch Terminal

15.0JC-9XR/5393S

Generator - 15JC9XN1C
 Control - Code 237 (W.D.612C2873)
 Code 212 (W.D.625A423)
 Engine - Spec S
 *140K894 Carburetor Air Heater Kit
 309P206 Hi-Temp. Cut-Off Switch
 309A195 Hi-Temp. Switch Bracket
 508A126 Hi-Temp. Switch
 Insulating Washer (2)
 508A127 Hi-Temp. Switch
 Insulating Bushing
 332A876 Hi-Temp. Switch Terminal

15.0JC-9XR/7509S

Generator - 15JC9XN1C
 Control - Code 150 (W.D.612C2658)
 Code 179 (W.D.615B217)
 Code 212 (W.D.625A423)
 Engine - Spec S
 *140K894 Carburetor Air Heater Kit
 309P196 Hi-Temp. Cut-Off Switch
 309A195 Hi-Temp. Switch Bracket
 508A126 Hi-Temp. Switch
 Insulating Washer (2)
 508A127 Hi-Temp. Switch
 Insulating Bushing
 332A876 Hi-Temp. Switch Terminal

15.0JC-9XR/8245T

Generator - 15JC9XN1C
 Control - Code 348 (W.D.612C3853)
 Code 212 (W.D.625A423)
 Engine - Spec T
 *141D725 Carburetor (Gas)
 154B1224 Intake Manifold
 148A367 Vacuum Switch
 502-53 Vacuum Switch Elbow
 505-98 Vacuum Switch Nipple
 309P196 Hi-Temp. Cut-Off Switch

15.0JC-9XR/8245T (Continued)

309A195 Hi-Temp. Switch Bracket
 508A126 Hi-Temp. Switch
 Insulating Washer (2)
 508A127 Hi-Temp. Switch
 Insulating Bushing
 332A876 Hi-Temp. Switch Terminal

15.0JC-9XR/8914T

Generator - 15JC/127
 Control - Code 161 (W.D.612C2737)
 Code 374 (W.D.615B345)
 Code 212 (W.D.625A423)
 Engine - Spec T
 *141D725 Carburetor (Gas)
 309P206 Hi-Temp. Cut-Off Switch
 309A195 Hi-Temp. Switch Bracket
 508A126 Hi-Temp. Switch
 Insulating Washer (2)
 508A127 Hi-Temp. Switch
 Insulating Bushing
 332A876 Hi-Temp. Switch Terminal

15.0JC-9XR/10948S

Generator - 15JC/467
 Control - Code 403 (W.D.612C4471)
 Code 374 (W.D.615B345)
 Code 215 (W.D.625A496)
 Engine - Spec S
 *141D725 Carburetor (Gas)
 154B1224 Intake Manifold
 148A367 Vacuum Switch
 502-53 Vacuum Switch Elbow
 505-98 Vacuum Switch Nipple

15.0JC-9XR/11142T

Generator - 15JC/127
 Control - Code 161 (W.D.612C2737)
 Code 374 (W.D.615B345)
 Code 212 (W.D.625A423)
 Engine - Spec T
 *141D725 Carburetor (Gas)
 309P206 Hi-Temp. Cut-Off Switch
 309A195 Hi-Temp. Switch Bracket
 508A126 Hi-Temp. Switch
 Insulating Washer (2)
 508A127 Hi-Temp. Switch
 Insulating Bushing
 332A876 Hi-Temp. Switch Terminal

15.0JC-9XR/5742T

Generator - 15JC/248
 Control - Code 235 (W.D.612C2868)
 Code 202 (W.D.615B282)
 Code 208 (W.D.625A23)
 Code 223 (W.D.625A711)
 Engine - Spec T
 *140K893 Carburetor Air Heater Kit
 +102B549 Oil Base
 Oil Base Heater - Refer to Oil Base
 Oil Level Maintainer Kit - Refer to Oil Base

* - Refer to Accessory Section for Component Parts.

+ - See Engine Section for Optional Call Outs.

MODEL DATA SECTION

15.0JC-99R/5742T (Continued)

149C805 Fuel Pump
134D1805 Air Outlet Duct
309A196 Hi-Temp. Cut-Off Switch
309A195 Hi-Temp. Switch Bracket
508A126 Hi-Temp. Switch
Insulating Washer (2)
508A127 Hi-Temp. Switch
Insulating Bushing
332A876 Hi-Temp. Switch
Terminal

15.0JC-99R/8858T

Generator - 15JC/425
Control - Code 235 (W.D.612C2868)
Code 375 (W.D.615B350)
Code 221 (W.D.625A632)
Engine - Spec T
Vacu-Flo Cooled
*140K892 Carburetor Air Heater
Kit
309P162 Hi-Temp. Cut-Off Switch
338A337 Hi-Temp. Switch Wiring
Harness

15.0JC-99R/9212S

Generator - 15JC/276
Control - Code 32 (W.D.612B1543)
Code 129 (W.D.612B2449)
Code 168 (W.D.612C2807)
Code 221 (W.D.625A632)
Engine - Spec S
*140K893 Carburetor Air Heater
Kit
*405A1422 Housing Assembly
*159A799 Fuel Tank Kit

15.0JC-99R/10659S

Generator - 15JC/276
Control - Code 32 (W.D.612B1543)
Code 129 (W.D.612B2449)
Code 168 (W.D.612C2807)
Code 221 (W.D.625A632)
Engine - Spec S
*140K893 Carburetor Air Heater
Kit
*405A1422 Housing Assembly
309P196 Hi-Temp. Cut-Off Switch
309A195 Hi-Temp. Switch Bracket
508A126 Hi-Temp. Switch
Insulating Washer (2)
508A127 Hi-Temp. Switch
Insulating Bushing
332A876 Hi-Temp. Switch
Terminal

15.0JC-99R/11021S

Generator - 15JC/425
Control - Code 32 (W.D.612B1543)
Code 129 (W.D.612B2449)
Code 404 (W.D.612C4481)
Code 221 (W.D.625A632)
Engine - Spec S
*140K893 Carburetor Air Heater
Kit
*405A1422 Housing Assembly
309P206 Hi-Temp. Cut-Off Switch

15.0JC-99R/11021S (Continued)

309A195 Hi-Temp. Switch Bracket
508A126 Hi-Temp. Switch
Insulating Washer (2)
508A127 Hi-Temp. Switch
Insulating Bushing
332A876 Hi-Temp. Switch
Terminal

15.0JC-99R/11105T

Generator - 15JC/248
Control - Code 32 (W.D.612B1543)
Code 404 (W.D.612C4481)
Code 406 (W.D.612C4499)
Code 223 (W.D.625A711)
Engine - Spec T
*140K893 Carburetor Air Heater
Kit
*405A1726 Housing Assembly
+102B549 Oil Base
Oil Base Heater - Refer to Oil
Base
Oil Level Maintainer Kit -
Refer to Oil Base
155P360 Exhaust Muffler
140A78 Muffler Mounting Band
(2)
155A949 Flexible Exhaust Tube
505-43 Pipe Elbow - 1-1/2 x
90°
309P206 Hi-Temp. Cut-Off Switch
309A195 Hi-Temp. Switch Bracket
508A126 Hi-Temp. Switch
Insulating Washer (2)
508A127 Hi-Temp. Switch
Insulating Bushing
332A876 Hi-Temp. Switch
Terminal

15.0JC-99R/11159T

Generator - 15JC/276
Control - Code 32 (W.D.612B1543)
Code 129 (W.D.612B2449)
Code 255 (W.D.612C3045)
Code 221 (W.D.625A632)
Engine - Spec T
*141D720 Carburetor (Gas-Gaso)
*405A1422 Housing Assembly
*159A799 Fuel Tank Kit

15.0JC-99R/11333T

Generator - 15JC/276
Control - Code 32 (W.D.612B1543)
Code 129 (W.D.612B2449)
Code 255 (W.D.612C3045)
Code 221 (W.D.625A632)

Engine - Spec T
*140K893 Carburetor Air Heater
Kit
*405A1422 Housing Assembly

12.5JC-1R/10134S

Generator - 10JC/216
Control - Code 159 (W.D.612C2735)
Code 417 (W.D.615B359)
Code 221 (W.D.625A632)

Engine - Spec S
Vacu-Flo Cooling

12.5JC-1R/10134S (Continued)

*141D725 Carburetor (Gas)
309P162 Hi-Temp. Cut-Off
Switch
338A337 Hi-Temp. Switch
Wiring Harness

12.5JC-3CR/13U

Generator - 10JC3N4C
Control - Code 149 (W.D.612C2657)
Code 221 (W.D.625A632)
Engine - Spec U
*141D725 Carburetor (Gas)

12.5JC-3CR/55T

Generator - 10JC3N4C
Control - Code 150 (W.D.612C2658)
Code 221 (W.D.625A632)
Engine - Spec T
*141D720 Carburetor (Gas-Gaso)

12.5JC-3CR30/1T

Generator - 10JC3N4C
Control - Code 257 (W.D.612C3076)
Code 221 (W.D.625A632)
Engine - Spec T
*140K894 Carb. Air Heater Kit
307B845 Start Solenoid
306A195 Start Solenoid
Bracket
415K3 Underground Fuel Tank
(55 Gal) Incl.
Fittings
415K7 Fuel Line Kit (25 ft.
x 5/16") - Incl.
Elbows & Connector

12.5JC-3CR/1075U

Generator - 10JC3N4C
Control - Code 32 (W.D.612B1543)
Code 149 (W.D.612C2657)
Code 221 (W.D.625A632)
Engine - Spec U
*141D725 Carburetor (Gas)
*405A1421 Housing Assy.

12.5JC-3CR/2468T

Generator - 10JC3N4C
Control - Code 149 (W.D.612C2657)
Code 221 (W.D.625A632)
Engine - Spec T
*140K893 Carburetor Air Heater
Kit
134D1805 Air Outlet Duct

12.5JC-3CR/3098T

Generator - 10JC3N4C
Control - Code 150 (W.D.612C2658)
Code 221 (W.D.625A632)
Engine - Spec T
*141D720 Carburetor (Gas -
Gaso)
134D1805 Air Outlet Duct
309P196 Hi-Temp. Cut-Off
Switch
309A195 Hi-Temp. Switch
Bracket

* - Refer to Accessory Section for Component Parts.
+ - See Engine Section for Optional Call Outs.

MODEL DATA SECTION

283

12.5JC-3CR/3098T (Continued)

508A126 Hi-Temp. Switch
Insulating Washer
(2)
508A127 Hi-Temp. Switch
Insulating Bushing
332A876 Hi-Temp. Switch
Terminal

12.5JC-3CR31/13U

Generator - 10JC3N4C
Control - Code 257 (W.D.612C3076)
Code 221 (W.D.625A632)
Engine - Spec U
*141D725 Carburetor (Gas)
307B845 Start Solenoid
306A195 Start Solenoid
Bracket
338A470 Start Solenoid Wiring
Harness
307P312 Supply Line Fuel
Solenoid Valve -
Electric
149P558 Supply Line Fuel
Strainer

12.5JC-3CR/6153T

Generator - 10JC3N4C
Control - Code 150 (W.D.612C2658)
Code 221 (W.D.625A632)
Engine - Spec T
*140K893 Carburetor Air
Heater Kit
*134D1810 Air Shutter Assy.
309P196 Hi-Temp. Cut-Off
Switch
309A195 Hi-Temp. Switch
Bracket
508A126 Hi-Temp. Switch
Insulating Washer
(2)
508A127 Hi-Temp. Switch
Insulating Bushing
332A876 Hi-Temp. Switch
Terminal

12.5JC-3CR/8390U

Generator - 10JC3N4C
Control - Code 149 (W.D.612C2657)
Code 221 (W.D.625A632)
Engine - Spec U
Vacu-Flo Cooling
*141D725 Carburetor (Gas)

12.5JC-3CR/9597T

Generator - 10JC3N4C
Control - Code 149 (W.D.612C2657)
Code 208 (W.D.625A23)
Code 221 (W.D.625A632)
Engine - Spec T
*141D720 Carburetor (Gas - Gaso)
134D1805 Air Outlet Duct
+102B549 Oil Base
Oil Base Heater - Refer to Oil
Base
Oil Level Maintainer Kit - Refer
to Oil Base

12.5JC-3CR/9863T

Generator - 10JC3N4C
Control - Code 149 (W.D.612C2657)
Code 208 (W.D.625A23)
Code 221 (W.D.625A632)
Engine - Spec T
Vacu-Flo Cooled
*141D720 Carburetor (Gas-Gaso)
+102B549 Oil Base
Oil Base Heater - Refer to Oil
Base
Oil Level Maintainer Kit -
Refer to Oil Base

12.5JC-3CR/10209T

Generator - 10JC/216
Control - Code 159 (W.D.612C2735)
Code 221 (W.D.625A632)
Engine - Spec T
Vacu-Flo Cooled
*141D725 Carburetor (Gas)
309P162 Hi-Temp. Cut-Off
Switch
338A337 Hi-Temp. Switch
Wiring Harness

12.5JC-3CR/11680T

Generator - 10JC3N4C
Control - Code 150 (W.D.612C2658)
Code 221 (W.D.625A632)
Engine - Spec T
Vacu-Flo Cooled
*141D725 Carburetor (Gas)
*140K677 Oil Bath Air Cleaner
Kit
309P162 Hi-Temp. Cut-Off
Switch
338A337 Hi-Temp. Switch
Wiring Harness

12.5JC-3CR/11783U

Generator - 10JC3N4C
Control - Code 150 (W.D.612C2658)
Code 221 (W.D.625A632)
Engine - Spec U
*141D725 Carburetor (Gas) LPG
309P196 Hi-Temp. Cut-Off
Switch
309A195 Hi-Temp. Switch
Bracket
508A126 Hi-Temp. Switch
Insulating Washer
(2)
508A127 Hi-Temp. Switch
Insulating Bushing
332A876 Hi-Temp. Switch
Terminal

12.5JC-3CR/11900U

Generator - 10JC3N4C
Control - Code 150 (W.D.612C2658)
Code 208 (W.D.625A23)
Code 221 (W.D.625A632)
Engine - Spec U
*141D725 Carburetor (Gas)
+102B549 Oil Base

12.5JC-3CR/11900U (Continued)

Oil Base Heater - Refer to Oil
Base
Oil Level Maintainer Kit - Refer
to Oil Base
134D1805 Air Outlet Duct

12.5JC-3CR/11907U

Generator - 10JC3N4C
Control - Code 32 (W.D.612B1543)
Code 140 (W.D.612A2592)
Code 149 (W.D.612C2657)
Code 211 (W.D.625A632)
Engine - Spec U
*141D725 Carburetor (Gas)
*405A1424 Housing Assy. - NOTE:
Uses #134D1810 Air
Shutter Assy.
+102B549 Oil Base
Oil Base Heater - Refer to Oil
Base
Oil Level Maintainer Kit - Refer
to Oil Base

12.5JC-3CR/12070U

Generator - 10JC/216
Control - Code 159 (W.D.612C2735)
Code 221 (W.D.625A632)
Engine - Spec U
*141D725 Carburetor (Gas)
*134D1810 Air Shutter Assy.
309P206 Hi-Temp. Cut-Off
Switch
309A195 Hi-Temp. Switch
Bracket
508A126 Hi-Temp. Switch
Insulating Washer
(2)
508A127 Hi-Temp. Switch
Insulating Bushing
332A876 Hi-Temp. Switch
Terminal

12.5JC-3CR31/2539U

Generator - 10JC3N4C
Control - Code 257 (W.D.612C3076)
Code 221 (W.D.625A632)
Engine - Spec U
*141D725 Carburetor (Gas)
134D1805 Air Outlet Duct
307B845 Start Solenoid
306A195 Start Solenoid
Bracket
338A470 Start Solenoid
Wiring Harness
307P312 Supply Line Fuel
Solenoid Valve -
Electric
149P558 Supply Line Fuel
Strainer

12.5JC-3CR31/8390U

Generator - 10JC3N4C
Control - Code 257 (W.D.612C3076)
Code 221 (W.D.625A632)
Engine - Spec U

* - Refer to Accessory Section for Component Parts.
+ - See Engine Section for Optional Call Outs.

MODEL DATA SECTION

12.5JC-3CR31/8390U (Continued)

Vacu-Flo Cooled
 *141D725 Carburetor (Gas)
 307B845 Start Solenoid
 306A195 Start Solenoid
 Bracket
 338A470 Start Solenoid
 Wiring Harness
 307P312 Supply Line Fuel
 Solenoid Valve -
 Electric
 149P558 Supply Line Fuel
 Strainer

12.5JC-3CR31/9428T

Generator - 10JC3N4C
 Control - Code 257 (W.D.612C3076)
 Code 221 (W.D.625A632)
 Engine - Spec T
 *141D725 Carburetor (Gas)
 134D1805 Air Outlet Duct
 307B845 Start Solenoid
 306A195 Start Solenoid
 Bracket
 338A470 Start Solenoid
 Wiring Harness
 307P312 Supply Line Fuel
 Solenoid Valve -
 Electric
 149P558 Supply Line Fuel
 Strainer

12.5JC-3R/3631T

Generator - 10JC3N4C
 Control - Code 32 (W.D.612B1543)
 Code 59 (W.D.612B1786)
 Code 150 (W.D.612C2658)
 Code 221 (W.D.625A632)
 Engine - Spec T
 *140K893 Carburetor Air Heater
 Kit
 *159A799 Fuel Tank Assy.
 *405A1422 Housing Assy.
 309P196 Hi-Temp. Cut-Off
 Switch
 309A195 Hi-Temp. Switch
 Bracket
 508A126 Hi-Temp. Switch
 Insulating Washer
 (2)
 508A127 Hi-Temp. Switch
 Insulating Bushing
 332A876 Hi-Temp. Switch
 Terminal

12.5JC-3R/3885T

Generator - 10JC3N4C
 Control - Code 150 (W.D.612C2658)
 Code 174 (W.D.615B199)
 Code 221 (W.D.625A632)
 Engine - Spec T
 *141D725 Carburetor (Gas)
 309P196 Hi-Temp. Cut-Off
 Switch
 309A195 Hi-Temp. Switch
 Bracket

12.5JC-3R/3885T (Continued)

508A126 Hi-Temp. Switch
 Insulating Washer (2)
 508A127 Hi-Temp. Switch
 Insulating Bushing
 332A876 Hi-Temp. Switch
 Terminal

12.5JC-3R/10178T

Generator - 10JC/216
 Control - Code 161 (W.D.612C2737)
 Code 173 (W.D.615B198)
 Code 221 (W.D.625A632)
 Engine - Spec T
 Vacu-Flo Cooled
 *141D725 Carburetor (Gas)
 309P171 Hi-Temp. Cut-Off
 Switch
 338A337 Hi-Temp. Switch
 Wiring Harness

12.5JC-3R/10652T

Generator - 10JC3N4C
 Control - Code 32 (W.D.612B1543)
 Code 35 (W.D.612B1559)
 Code 150 (W.D.612C2658)
 Code 208 (W.D.625A23)
 Code 221 (W.D.625A632)
 Engine - Spec T
 *141D725 Carburetor (Gas)
 *405A1422 Housing Assy.
 +102B549 Oil Base
 Oil Base Heater - Refer to Oil
 Base
 Oil Level Maintainer Kit -
 Refer to Oil Base
 309P196 Hi-Temp. Cut-Off
 Switch
 309A195 Hi-Temp. Switch
 Bracket
 508A126 Hi-Temp. Switch
 Insulating Washer (2)
 508A127 Hi-Temp. Switch
 Insulating Bushing
 332A876 Hi-Temp. Switch
 Terminal

12.5JC-3R/10690T

Generator - 10JC3N4C
 Control - Code 32 (W.D.612B1543)
 Code 35 (W.D.612B1559)
 Code 150 (W.D.612C2658)
 Code 221 (W.D.625A632)
 Engine - Spec T
 *140K893 Carburetor Air Heater
 Kit
 *159A799 Fuel Tank Assy.
 *405A1724 Housing Assy.
 309P196 Hi-Temp. Cut-Off
 Switch
 309A195 Hi-Temp. Switch
 Bracket
 508A126 Hi-Temp. Switch
 Insulating Washer (2)
 508A127 Hi-Temp. Switch
 Insulating Bushing

12.5JC-3R/10690T (Continued)

332A876 Hi-Temp. Switch
 Terminal
 155P360 Exhaust Muffler
 140A78 Muffler Mounting Band
 (2)
 155A949 Flex. Exhaust Tube
 505-43 Exhaust Elbow

12.5JC-3R/11334U

Generator - 10JC3N4C
 Control - Code 32 (W.D.612B1543)
 Code 59 (W.D.612B1786)
 Code 149 (W.D.612C2657)
 Code 208 (W.D.625A23)
 Code 221 (W.D.625A632)
 Engine - Spec U
 *141D725 Carburetor (Gas)
 *405A1424 Housing Assy. - NOTE:
 Uses #134D1810 Air
 Shutter Assy.
 +102B549 Oil Base
 Oil Base Heater - Refer to Oil
 Base
 Oil Level Maintainer Kit - Refer
 to Oil Base

12.5JC-3R/11508T

Generator - 10JC3N4C
 Control - Code 32 (W.D.612B1543)
 Code 35 (W.D.612B1559)
 Code 149 (W.D.612C2657)
 Code 208 (W.D.625A23)
 Code 221 (W.D.625A632)
 Engine - Spec T
 *140K893 Carburetor Air Heater
 Kit
 *159A799 Fuel Tank Assy.
 *405A1756 Housing Assy.
 +102B549 Oil Base
 Oil Base Heater - Refer to Oil
 Base
 Oil Level Maintainer Kit - Refer
 to Oil Base
 155P360 Exhaust Muffler
 140A78 Muffler Mounting
 Band (2)
 155A949 Flex. Exhaust Tube
 505-43 Exhaust Elbow

12.5JC-3R/11623S

Generator - 10JC/216
 Control - Code 159 (W.D.612C2735)
 Code 173 (W.D.615B198)
 Code 221 (W.D.625A632)
 Engine - Spec S
 *140K894 Carburetor Air Heater
 Kit
 309P196 Hi-Temp. Cut-Off
 Switch
 309A195 Hi-Temp Switch
 Bracket
 508A126 Hi-Temp Switch
 Insulating Washer (2)
 508A127 Hi-Temp Switch
 Insulating Bushing

* - Refer to Accessory Section for Component Parts.

+ - See Engine Section for Optional Call Outs.

MODEL DATA SECTION

285

12.5JC-3R/11623S (Continued)

332A876 Hi-Temp. Switch
Terminal

12.5JC-3R/11623T

Generator - 10JC/216

Control - Code 159 (W.D.612C2735)
Code 173 (W.D.615B198)
Code 221 (W.D.625A632)

Engine - Spec T

*140K894 Carburetor Air Heater
Kit

309P196 Hi-Temp. Cut-Off
Switch

309A195 Hi-Temp. Switch
Bracket

508A126 Hi-Temp. Switch
Insulating Washer (2)

508A127 Hi-Temp. Switch
Insulating Bushing

332A876 Hi-Temp. Switch
Terminal

12.5JC-3R/11932U

Generator - 10JC3N4C

Control - Code 237 (W.D.612C2873)
Code 173 (W.D.615B198)
Code 221 (W.D.625A632)

Engine - Spec U

Vacu-Flo Cooled

*141D725 Carburetor (Gas)

309A171 Hi-Temp. Cut-Off
Switch

338A337 Hi-Temp. Switch
Wiring Harness

12.5JC-3R/11999U

Generator - 10JC/216

Control - Code 159 (W.D.612C2735)
Code 174 (W.D.615B199)
Code 221 (W.D.625A632)

Engine - Spec U

Vacu-Flo Cooled

*141D725 Carburetor (Gas)

309P162 Hi-Temp. Cut-Off
Switch

338A337 Hi-Temp. Switch
Wiring Harness

12.5JC-4R/13U

Generator - 10JC4N4A

Control - Code 149 (W.D.612C2657)
Code 221 (W.D.625A632)

Engine - Spec U

*141D725 Carburetor (Gas)

12.5JC-4R/1041T

Generator - 10JC4N4C

Control - Code 32 (W.D.612B1543)
Code 149 (W.D.612C2657)
Code 221 (W.D.625A632)

Engine - Spec T

*140K893 Carburetor Air Heater
Kit

*159A799 Fuel Tank Assy.

*405A1421 Housing Assy.

12.5JC-4R/1075U

Generator - 10JC4N4C

Control - Code 32 (W.D.612B1543)
Code 149 (W.D.612C2657)
Code 221 (W.D.625A632)

Engine - Spec U

*141D725 Carburetor (Gas)

*405A1421 Housing Assy.

12.5JC-4R/1681T

Generator - 10JC4N4C

Control - Code 149 (W.D.612C2657)
Code 221 (W.D.625A632)

Engine - Spec T

*140K894 Carburetor Air Heater
Kit

309P196 Hi-Temp. Cut-Off
Switch

309A195 Hi-Temp. Switch
Bracket

508A126 Hi-Temp. Switch
Insulating Washer (2)

508A127 Hi-Temp. Switch
Insulating Bushing

332A876 Hi-Temp. Switch
Terminal

12.5JC-4R/2539U

Generator - 10JC4N4C

Control - Code 149 (W.D.612C2657)
Code 221 (W.D.625A632)

Engine - Spec U

*141D725 Carburetor (Gas)

134D1805 Air Outlet Duct

12.5JC-4R/2701T

Generator - 10JC4N4C

Control - Code 150 (W.D.612C2658)
Code 221 (W.D.625A632)

Engine - Spec T

*140K893 Carburetor Air Heater
Kit

134D1805 Air Outlet Duct

309P196 Hi-Temp. Cut-Off
Switch

309A195 Hi-Temp. Switch
Bracket

508A126 Hi-Temp. Switch
Insulating Washer (2)

508A127 Hi-Temp. Switch
Insulating Bushing

332A876 Hi-Temp. Switch
Terminal

12.5JC-4R/2896U

Generator - 10JC4N4C

Control - Code 150 (W.D.612C2658)
Code 221 (W.D.625A632)

Engine - Spec U

*141D725 Carburetor (Gas)

309P196 Hi-Temp. Cut-Off
Switch

309A195 Hi-Temp. Switch
Bracket

508A126 Hi-Temp. Switch
Insulating Washer (2)

12.5JC-4R/2896U (Continued)

508A127 Hi-Temp. Switch
Insulating Bushing

332A876 Hi-Temp. Switch
Terminal

12.5JC-4R31/13U

Generator - 10JC4N4A

Control - Code 258 (W.D.612C3077)
Code 221 (W.D.625A632)

Engine - Spec U

*141D725 Carburetor (Gas)

307B845 Start Solenoid

306A195 Start Solenoid
Bracket

338A470 Start Solenoid Wiring
Harness

307P312 Supply Line Fuel
Solenoid Valve -

Electric

149P558 Supply Line Fuel
Strainer

12.5JC-4R/3742U

Generator - 10JC4N4C

Control - Code 150 (W.D.612C2658)
Code 221 (W.D.625A632)

Engine - Spec U

*141D725 Carburetor (Gas)

134D1805 Air Outlet Duct

309P196 Hi-Temp. Cut-Off
Switch

309A195 Hi-Temp. Switch Bracket

508A126 Hi-Temp. Switch
Insulating Washer (2)

508A127 Hi-Temp. Switch
Insulating Bushing

332A876 Hi-Temp. Switch
Terminal

12.5JC-4R/8388T

Generator - 10JC4N4C

Control - Code 150 (W.D.612C2658)
Code 221 (W.D.625A632)

Engine - Spec T

Vacu-Flo Cooled

*140K892 Carburetor Air Heater
Kit

309P162 Hi-Temp. Cut-Off
Switch

338A337 Hi-Temp. Switch
Wiring Harness

12.5JC-4R/8390U

Generator - 10JC4N4C

Control - Code 149 (W.D.612C2657)
Code 221 (W.D.625A632)

Engine - Spec U

Vacu-Flo Cooled

*141D725 Carburetor (Gas)

12.5JC-4R/8689T

Generator - 10JC4N4A

Control - Code 150 (W.D.612C2658)
Code 221 (W.D.625A632)

Engine - Spec T

Vacu-Flo Cooled

* - Refer to Accessory Section for Component Parts.

+ - See Engine Section for Optional Call Outs.

MODEL DATA SECTION

12.5JC-4R/8689T (Continued)

*141D725 Carburetor (Gas)

12.5JC-4R/8744T

Generator - 10JC4N4C

Control - Code 329 (W.D.612C3686)

Code 221 (W.D.625A632)

Engine - Spec T

*141D725 Carburetor (Gas)

134D1805 Air Outlet Duct

154B1224 Intake Manifold

148A367 Vacuum Switch

502-53 Vacuum Switch Elbow

505-98 Vacuum Switch Nipple

12.5JC-4R/8914T

Generator - 10JC/214

Control - Code 161 (W.D.612C2737)

Code 180 (W.D.615B218)

Code 221 (W.D.625A632)

Engine - Spec T

*141D725 Carburetor (Gas)

309P206 Hi-Temp. Cut-Off

Switch

309A195 Hi-Temp. Switch

Bracket

508A126 Hi-Temp. Switch

Insulating Washer (2)

508A127 Hi-Temp. Switch

Insulating Bushing

332A876 Hi-Temp. Switch

Terminal

12.5JC-4R/9574T

Generator - 10JC4N4C

Control - Code 32 (W.D.612B1543)

Code 149 (W.D.612C2657)

Code 208 (W.D.625A23)

Code 221 (W.D.625A632)

Engine - Spec T

*141D725 Carburetor (Gas)

*405A1421 Housing Assy.

+102B549 Oil Base

Oil Base Heater - Refer to Oil

Base

Oil Level Maintainer Kit - Refer to Oil Base

12.5JC-4R/10718T

Generator - 10JC4N4C

Control - Code 150 (W.D.612C2658)

Code 208 (W.D.625A23)

Code 221 (W.D.625A632)

Engine - Spec T

*141D720 Carburetor (Gas)

+102B549 Oil Base

Oil Base Heater - Refer to Oil

Base

Oil Level Maintainer Kit -

Refer to Oil Base

134D1805 Air Outlet Duct

309P196 Hi-Temp. Cut-Off

Switch

309A195 Hi-Temp. Switch

Bracket

508A126 Hi-Temp. Switch

Insulating Washer (2)

12.5JC-4R/10718T (Continued)

508A127 Hi-Temp. Switch

Insulating Bushing

332A876 Hi-Temp. Switch

Terminal

12.5JC-4R/11583T

Generator - 10JC4N4C

Control - Code 23 (W.D.612B1469)

Code 32 (W.D.612B1543)

Code 150 (W.D.612C2658)

Code 221 (W.D.625A632)

Engine - Spec T

*141D725 Carburetor (Gas)

*405A1724 Housing Assy.

309P196 Hi-Temp. Cut-Off

Switch

309A195 Hi-Temp. Switch

Bracket

508A126 Hi-Temp. Switch

Insulating Washer (2)

508A127 Hi-Temp. Switch

Insulating Bushing

332A876 Hi-Temp. Switch

Terminal

155P360 Exhaust Muffler

140A78 Muffler Mounting

Band (2)

155A949 Flex. Exhaust Tube

505-43 Exhaust Elbow

12.5JC-4R/11702T

Generator - 10JC/219

Control - Code 32 (W.D.612B1543)

Code 150 (W.D.612C2658)

Code 262 (W.D.612B3105)

Code 223 (W.D.625A711)

Engine - Spec T

*141D725 Carburetor (Gas)

*405A1724 Housing Assy.

309P196 Hi-Temp. Cut-Off

Switch

309A195 Hi-Temp. Switch

Bracket

508A126 Hi-Temp. Switch

Insulating Washer (2)

508A127 Hi-Temp. Switch

Insulating Bushing

332A876 Hi-Temp. Switch

Terminal

155P360 Exhaust Muffler

140A78 Muffler Mounting

Band (2)

155A949 Flex. Exhaust Tube

505-43 Exhaust Elbow

12.5JC-4R/11758U

Generator - 10JC/214

Control - Code 241 (W.D.612C2910)

Code 391 (W.D.615B351)

Code 208 (W.D.625A23)

Code 221 (W.D.625A632)

Engine - Spec U

*141D725 Carburetor (Gas)

*403A792 Skid Base Assy.

416B522 Battery Support Plate

+102B549 Oil Base

12.5JC-4R/11758U (Continued)

Oil Base Heater - Refer to Oil

Base

Oil Level Maintainer Kit -

Refer to Oil Base

12.5JC-4R/11767T

Generator - 10JC4N4C

Control - Code 28 (W.D.612B1486)

Code 32 (W.D.612B1543)

Code 149 (W.D.612C2657)

Code 208 (W.D.625A23)

Code 221 (W.D.625A632)

Engine - Spec T

*140K893 Carburetor Air Heater

Kit

*159A799 Fuel Tank Assy.

*405A1424 Housing Assy. - NOTE:

Uses #134D1810 Air

Shutter Assy.

+102B549 Oil Base

Oil Base Heater - Refer to Oil

Base

Oil Level Maintainer Kit -

Refer to Oil Base

12.5JC-4R/11793T

Generator - 10JC4N4C

Control - Code 150 (W.D.612C2658)

Code 180 (W.D.615B218)

Code 221 (W.D.625A632)

Engine - Spec T

*141D725 Carburetor (Gas)

*140K677 Oil Bath Air Cleaner

Kit

309P196 Hi-Temp. Cut-Off

Switch

309A195 Hi-Temp. Switch

Bracket

508A126 Hi-Temp. Switch

Insulating Washer

(2)

508A127 Hi-Temp. Switch

Insulating Bushing

332A876 Hi-Temp. Switch

Terminal

12.5JC-4R/11890U

Generator - 10JC4N4C

Control - Code 28 (W.D.612B1486)

Code 32 (W.D.612B1543)

Code 150 (W.D.612C2658)

Code 221 (W.D.625A632)

Engine - Spec U

*141D725 Carburetor (Gas)

*405A1724 Housing Assy.

309P196 Hi-Temp. Cut-Off

Switch

309A195 Hi-Temp. Switch

Bracket

508A126 Hi-Temp. Switch

Insulating Washer

(2)

508A127 Hi-Temp. Switch

Insulating Bushing

332A876 Hi-Temp. Switch

Terminal

* - Refer to Accessory Section for Component Parts.

+ - See Engine Section for Optional Call Outs.

MODEL DATA SECTION

287

12.5JC-4R/11890U (Continued)

155P360 Exhaust Muffler
140A78 Muffler Mounting
Band (2)
155A949 Flex. Exhaust Tube
505-43 Exhaust Elbow

12.5JC-4R31/11653T

Generator - 10JC4N4C
Control - Code 258 (W.D.612C3077)
Code 221 (W.D.625A632)
Engine - Spec T
*141D725 Carburetor (Gas)
*403A792 Skid Base Assy.
307B845 Start Solenoid
306A195 Start Solenoid Bracket
338A470 Start Solenoid
Wiring Harness
307P312 Supply Line Fuel
Solenoid Valve -
Electric
149P558 Supply Line Fuel
Strainer

12.5JC-4XR/13U

Generator - 10JC4XN1C
Control - Code 149 (W.D.612C2657)
Code 212 (W.D.625A423)
Engine - Spec U
*141D725 Carburetor (Gas)

12.5JC-4XR31/13U

Generator - 10JC4XN1C
Control - Code 260 (W.D.612C3100)
Code 212 (W.D.625A423)
Engine - Spec U
*141D725 Carburetor (Gas)
307B845 Start Solenoid
306A195 Start Solenoid
Bracket
338A470 Start Solenoid
Wiring Harness
307P312 Supply Line Fuel
Solenoid Valve -
Electric
149P558 Supply Line Fuel
Strainer

12.5JC-4XR/3742U

Generator - 10JC4XN1C
Control - Code 150 (W.D.612C2658)
Code 212 (W.D.625A423)
Engine - Spec U
*141D725 Carburetor (Gas)
134D1805 Air Outlet Duct
309P196 Hi-Temp. Cut-Off
Switch
309A195 Hi-Temp. Switch
Bracket
508A126 Hi-Temp. Switch
Insulating Washer (2)
508A127 Hi-Temp. Switch
Insulating Bushing
332A876 Hi-Temp. Switch
Terminal

12.5JC-4XR/5927U

Generator - 10JC/182
Control - Code 159 (W.D.612C2735)
Code 201 (W.D.615B280)
Code 212 (W.D.625A423)
Engine - Spec U
*141D725 Carburetor (Gas)
309P196 Hi-Temp. Cut-Off
Switch
309A195 Hi-Temp. Switch
Bracket
508A126 Hi-Temp. Switch
Insulating Washer (2)
508A127 Hi-Temp. Switch
Insulating Bushing
332A876 Hi-Temp. Switch
Terminal

12.5JC-4XR/8390U

Generator - 10JC4XN1C
Control - Code 149 (W.D.612C2657)
Code 212 (W.D.625A423)
Engine - Spec U
Vacu-Flo Cooled
*141D725 Carburetor (Gas)

12.5JC-4XR/8413T

Generator - 10JC4XN1C
Control - Code 149 (W.D.612C2657)
Code 212 (W.D.625A423)
Engine - Spec T
*141D725 Carburetor
*403A792 Skid Base Assy.
134D1805 Air Outlet Duct

12.5JC-4XR/8675T

Generator - 10JC4XN1C
Control - Code 32 (W.D.612B1543)
Code 149 (W.D.612C2657)
Code 212 (W.D.625A423)
301C1195 Blank Instrument
Panel
Engine - Spec T
*141D720 Carburetor (Gas-Gaso)
*405B1422 Housing Assy.

12.5JC-4XR/9269U

Generator - 10JC4XN1C
Control - Code 32 (W.D.612B1543)
Code 149 (W.D.612C2657)
Code 212 (W.D.625A423)
Engine - Spec U
*141D725 Carburetor (Gas)
*405A1421 Housing Assy.

12.5JC-4XR/9601U

Generator - 10JC4XN1C
Control - Code 150 (W.D.612C2658)
Code 208 (W.D.625A23)
Code 212 (W.D.625A423)
Engine - Spec U
*141D725 Carburetor (Gas)
*403A792 Skid Base Assy.
+102B549 Oil Base
Oil Base Heater - Refer to Oil
Base
Oil Level Maintainer Kit -
Refer to Oil Base
134D1805 Air Outlet Duct

12.5JC-4XR/9755T

Generator - 10JC4XN1C
Control - Code 149 (W.D.612C2657)
Code 208 (W.D.625A23)
Code 212 (W.D.625A423)
Engine - Spec T
*141D725 Carburetor (Gas)
+102B549 Oil Base
Oil Base Heater - Refer to
Oil Base
Oil Level Maintainer Kit -
Refer to Oil Base
134D1805 Air Outlet Duct

12.5JC-4XR/10718T

Generator - 10JC4XN1C
Control - Code 150 (W.D.612C2658)
Code 208 (W.D.625A23)
Code 212 (W.D.625A423)
Engine - Spec T
*141D720 Carburetor (Gas-Gaso)
+102B549 Oil Base
Oil Base Heater - Refer to Oil
Base
Oil Level Maintainer Kit -
Refer to Oil Base
134D1805 Air Outlet Duct
309P196 Hi-Temp. Cut-Off
Switch
309A195 Hi-Temp. Switch
Bracket
508A126 Hi-Temp. Switch
Insulating Washer
(2)
508A127 Hi-Temp. Switch
Insulating Bushing
332A876 Hi-Temp. Switch
Terminal

12.5JC-4XR/11314T

Generator - 10JC4XN1C
Control - Code 150 (W.D.612C2658)
Code 208 (W.D.625A23)
Code 212 (W.D.625A423)
Engine - Spec T
*141D725 Carburetor (Gas)
+102B549 Oil Base
Oil Base Heater - Refer to
Oil Base
Oil Level Maintainer Kit -
Refer to Oil Base

* - Refer to Accessory Section for Component Parts.
+ - See Engine Section for Optional Call Outs.

MODEL DATA SECTION

12.5JC-4XR/11314T (Continued)

134D1805 Air Outlet Duct
309P196 Hi-Temp. Cut-Off Switch
309A195 Hi-Temp. Switch Bracket
508A126 Hi-Temp. Switch Insulating Washer (2)
508A127 Hi-Temp. Switch Insulating Bushing
332A876 Hi-Temp. Switch Terminal

12.5JC-4XR/11314U

Generator - 10JC4XN1C
Control - Code 150 (W.D.612C2658)
Code 208 (W.D.625A23)
Code 212 (W.D.625A423)
Engine - Spec U
*141D725 Carburetor (Gas)
+102B549 Oil Base
Oil Base Heater - Refer to Oil Base
Oil Level Maintainer Kit - Refer to Oil Base
309P196 Hi-Temp. Cut-Off Switch
309A195 Hi-Temp. Switch Bracket
508A126 Hi-Temp. Switch Insulating Washer (2)
508A127 Hi-Temp. Switch Insulating Bushing
332A876 Hi-Temp. Switch Terminal
134D1805 Air Outlet Duct

12.5JC-4XR/11811U

Generator - 10JC4XN1C
Control - Code 150 (W.D.612C2658)
Code 208 (W.D.625A23)
Code 212 (W.D.625A423)
Engine - Spec U
*141D725 Carburetor (Gas)
*403A792 Skid Base Assy.
+102B549 Oil Base
Oil Base Heater - Refer to Oil Base
Oil Level Maintainer Kit - Refer to Oil Base
134D1805 Air Outlet Duct
309P196 Hi-Temp. Cut-Off Switch
309A195 Hi-Temp. Switch Bracket
508A126 Hi-Temp. Switch Insulating Washer (2)
508A127 Hi-Temp. Switch Insulating Bushing
332A876 Hi-Temp. Switch Terminal

12.5JC-4XR31/9705U

Generator - 10JC4XN1C
Control - Code 260 (W.D.612C3100)
Code 208 (W.D.625A23)
Code 212 (W.D.625A423)
Engine - Spec U

12.5JC-4XR31/9705U (Continued)

*141D725 Carburetor (Gas)
+102B549 Oil Base
Oil Base Heater - Refer to Oil Base
Oil Level Maintainer Kit - Refer to Oil Base
307B845 Start Solenoid
306A195 Start Solenoid Bracket
338A470 Start Solenoid Wiring Harness
307P312 Supply Line Fuel Solenoid Valve - Electric
149P558 Supply Line Fuel Strainer

12.5JC-5DR/13U

Generator - 10JCDN1C
Control - Code 149 (W.D.612C2657)
Code 212 (W.D.625A423)
Engine - Spec U
*141D725 Carburetor (Gas)

12.5JC-5DR/1041T

Generator - 10JC5DN1C
Control - Code 32 (W.D.612B1543)
Code 149 (W.D.612C2657)
Code 212 (W.D.625A423)
Engine - Spec T
*140K893 Carburetor Air Heater Kit
*159A799 Fuel Tank Assy.
*405A1421 Housing Assy.

12.5JC-5DR/8100T

Generator - 10JC5DN1C
Control - Code 149 (W.D.612C2657)
Code 212 (W.D.625A423)
Engine - Spec T
Vacu-Flo Cooled
*140K892 Carburetor Air Heater Kit

12.5JC-5DR/8390U

Generator - 10JC5DN1C
Control - Code 149 (W.D.612C2657)
Code 212 (W.D.625A423)
Engine - Spec U
Vacu-Flo Cooled
*141D725 Carburetor (Gas)

12.5JC-5DR/11607T

Generator - 10JC5DN1C
Control - Code 32 (W.D.612B1543)
Code 149 (W.D.612C2657)
Code 208 (W.D.625A23)
Code 212 (W.D.625A423)
Engine - Spec T
*141D720 Carburetor (Gas-Gaso)
*405A1725 Housing Assy.
+102B549 Oil Base
Oil Base Heater - Refer to Oil Base
Oil Level Maintainer Kit - Refer to Oil Base

12.5JC-5DR/11607T (Continued)

155P360 Exhaust Muffler
140A78 Muffler Mounting Band (2)
155A949 Flex. Exhaust Tube
505-43 Exhaust Tube

12.5JC-5DR131/7512U

Generator - 10JC5DN1C
Control - Code 259 (W.D.612C3099)
Code 212 (W.D.625A423)
Engine - Spec U
*141D725 Carburetor (Gas) LPG
307B845 Start Solenoid
306A195 Start Solenoid Bracket
338A470 Start Solenoid Wiring Harness
307P312 Supply Line Fuel Solenoid Valve - Electric
149P558 Supply Line Fuel Strainer

12.5JC-57R/1681T

Generator - 12.5JC57N4C
Control - Code 149 (W.D.612C2657)
Code 222 (W.D.625A633)
Engine - Spec T
*140K893 Carburetor Air Heater Kit
309P196 Hi-Temp. Cut-Off Switch
309A195 Hi-Temp. Switch Bracket
508A126 Hi-Temp. Switch Insulating Washer (2)
508A127 Hi-Temp. Switch Insulating Bushing
332A876 Hi-Temp. Switch Terminal

12.5JC-57R/11743T

Generator - 12.5JC57N4C
Control - Code 237 (W.D.612C2873)
Code 222 (W.D.625A633)
Engine Spec T
Vacu-Flo Cooling
*140K892 Carburetor Air Heater Kit
309P171 Hi-Temp. Cut-Off Switch
338A337 Hi-Temp. Switch Wiring Harness

15.0JC-2R/5144T

Generator - 15JC3N4C
Control - Code 149 (W.D.612C2657)
Code 418 (W.D.615B360)
Code 221 (W.D. 625A632)
Engine - Spec T
*141D720 Carburetor (Gas-Gaso)
134D1805 Air Outlet Duct

15.0JC-3CR/7T

Generator - 15JC3N4C
Control - Code 32 (W.D.612B1543)
Code 149 (W.D.612C2657)
Code 221 (W.D.625A632)
Engine - Spec T

* - Refer to Accessory Section for Component Parts.
+ - See Engine Section for Optional Call Outs.

MODEL DATA SECTION

289

15.0JC-3CR/7T (Continued)

- *140K893 Carburetor Air Heater Kit
- *405A1421 Housing Assy.

15.0JC-3CR/13U

- Generator - 15JC3N4C
- Control - Code 149 (W.D.612C2657)
- Code 221 (W.D. 625A632)
- Engine - Spec U
- *141D725 Carburetor (Gas)

15.0JC-3CR30/1T

- Generator - 15JC3N4C
- Control - Code 257 (W.D.612C3076)
- Code 221 (W.D.625A632)
- Engine - Spec T
- *140K894 Carburetor Air Heater Kit
- 307B845 Start Solenoid
- 306A195 Start Solenoid Bracket
- 307P312 Supply Line Fuel Solenoid Valve - Electric
- 149P558 Supply Line Fuel Strainer

15.0JC-3CR/1041T

- Generator - 15JC3N4C
- Control - Code 32 (W.D.612B1543)
- Code 149 (W.D.612C2657)
- Code 221 (W.D.625A632)
- Engine - Spec T
- *140K893 Carburetor Air Heater Kit
- *159A799 Fuel Tank Assy.
- *405A1421 Housing Assy.

15.0JC-3CR/1869T

- Generator - 15JC3N4C
- Control - Code 329 (W.D.612C3686)
- Code 221 (W.D.625A632)
- Engine - Spec T
- *141D725 Carburetor (Gas)
- 154B1224 Intake Manifold
- 148A367 Vacuum Switch
- 502-53 Vacuum Switch Elbow
- 505-98 Vacuum Switch Nipple

15.0JC-3CR/1983U

- Generator - 15JC3N4C
- Control - Code 150 (W.D.612C2658)
- Code 221 (W.D.625A632)
- Engine - Spec U
- *141D725 Carburetor (Gas)

15.0JC-3CR/2198T

- Generator - 15JC3N4C
- Control - Code 150 (W.D.612C2658)
- Code 221 (W.D.625A632)
- Engine - Spec T
- *140K894 Carburetor Air Heater Kit
- 309P196 Hi-Temp. Cut-Off Switch
- 309A195 Hi-Temp. Switch Bracket

15.0JC-3CR/2198T (Continued)

- 508A126 Hi-Temp. Switch Insulating Washer (2)
- 508A127 Hi-Temp. Switch Insulating Bushing
- 332A876 Hi-Temp. Switch Terminal

15.0JC-3CR/2701T

- Generator - 15JC3N4C
- Control - Code 150 (W.D.612C2658)
- Code 221 (W.D.625A632)
- Engine - Spec T
- *140K893 Carburetor Air Heater Kit
- 134D1805 Air Outlet Duct
- 309P196 Hi-Temp. Cut-Off Switch
- 309A195 Hi-Temp. Switch Bracket
- 508A126 Hi-Temp. Switch Insulating Washer (2)
- 508A127 Hi-Temp. Switch Insulating Bushing
- 332A876 Hi-Temp. Switch Terminal

15.0JC-3CR/2896U

- Generator - 15JC3N4C
- Control - Code 150 (W.D.612C2658)
- Code 221 (W.D.625A632)
- Engine - Spec U
- *141D725 Carburetor (Gas)
- 309P196 Hi-Temp. Cut-Off Switch
- 309A195 Hi-Temp. Switch Bracket
- 508A126 Hi-Temp. Switch Insulating Washer (2)
- 508A127 Hi-Temp. Switch Insulating Bushing
- 332A876 Hi-Temp. Switch Terminal

15.0JC-3CR/2938T

- Generator - 15JC3N4C
- Control - Code 32 (W.D.612B1543)
- Code 150 (W.D.612C2658)
- Code 221 (W.D.625A632)
- Engine - Spec T
- *141D725 Carburetor (Gas)
- *405A1421 Housing Assy.

15.0JC-3CR31/13U

- Generator - 15JC3N4C
- Control - Code 257 (W.D.612C3076)
- Code 221 (W.D. 625A632)
- Engine - Spec U
- *141D725 Carburetor (Gas)
- 307B845 Start Solenoid
- 306A195 Start Solenoid Bracket
- 338A470 Start Solenoid Wiring Harness
- 307P312 Supply Line Fuel Solenoid Valve - Electric
- 149P558 Supply Line Fuel Strainer

15.0JC-3CR/3742T

- Generator - 15JC3N4C
- Control - Code 150 (W.D.612C2658)
- Code 221 (W.D.625A632)
- Engine - Spec T
- *141D725 Carburetor (Gas)
- 134D1805 Air Outlet Duct
- 309P196 Hi-Temp. Cut-Off Switch
- 309A195 Hi-Temp. Switch Bracket
- 508A126 Hi-Temp. Switch Insulating Washer (2)
- 508A127 Hi-Temp. Switch Insulating Bushing
- 332A876 Hi-Temp. Switch Terminal

15.0JC-3CR/6921T

- Generator - 15JC3N4C
- Control - Code 32 (W.D.612B1543)
- Code 150 (W.D.612B2658)
- Code 221 (W.D.625A632)
- Engine - Spec T
- *140K893 Carburetor Air Heater Kit
- *159A799 Fuel Tank Assy.
- *405A1723 Housing Assy.
- 155P360 Exhaust Muffler
- 140A78 Muffler Mounting Band (2)
- 155A949 Flex. Exhaust Tube
- 505-43 Exhaust Elbow

15.0JC-3CR/6956U

- Generator - 15JC3N4C
- Control - Code 150 (W.D.612C2658)
- Code 221 (W.D.625A632)
- Engine - Spec U
- *141D725 Carburetor (Gas)
- 112A106 Piston & Pin (4)
- 134D1805 Air Outlet Duct
- 309P196 Hi-Temp. Cut-Off Switch
- 309A195 Hi-Temp Switch Bracket
- 508A126 Hi-Temp Switch Insulating Washer (2)
- 508A127 Hi-Temp. Switch Insulating Bushing

* - Refer to Accessory Section for Component Parts.
+ - See Engine Section for Optional Call Outs.

MODEL DATA SECTION

15.0JC-3CR/6956U (Continued)

332A876 Hi-Temp. Switch
Terminal

15.0JC-3CR/8390U

Generator - 15JC3N4C
Control - Code 149 (W.D.612C2657)
Code 221 (W.D.625A632)
Engine - Spec U
Vacu-Flo Cooled
*141D725 Carburetor (Gas)

15.0JC-3CR/8505U

Generator - 15JC3N4C
Control - Code 150 (W.D.612C2658)
Code 221 (W.D.625A632)
Engine - Spec U
Vacu-Flo Cooled
*141D725 Carburetor (Gas)
309P162 Hi-Temp. Cut-Off
Switch
338A337 Hi-Temp. Switch
Wiring Harness

15.0JC-3CR/9420T

Generator - 15JC3N4C
231E112 Engine to Generator
Adapter
Control - Code 388 (W.D.612C4250)
Code 221 (W.D.625A632)
Engine - Spec T
Vacu-Flo Cooled
*140K677 Oil Bath Air Cleaner
Kit

15.0JC-3CR/9597T

Generator - 15JC3N4C
Control - Code 149 (W.D.612C2657)
Code 208 (W.D.625A23)
Code 221 (W.D.625A632)
Engine - Spec T
*141D720 Carburetor (Gas-Gaso)
+102B549 Oil Base
Oil Level Maintainer Kit -
Refer to Oil Base
Oil Base Heater - Refer to Oil
Base
134D1805 Air Outlet Duct

15.0JC-3CR/10242T

Generator - 15JC3N4C
231E112 Engine to Generator
Adapter
Control - Code 388 (W.D.612C4250)
Code 221 (W.D.625A632)
Engine - Spec T
Vacu-Flo Cooled
140P721 Air Cleaner
140P765 Air Cleaner Replace-
ment Element
140P722 Air Cleaner Mounting
Band (2)
140B720 Air Cleaner Mounting
Bracket
503P419 Air Cleaner Elbow -
Rubber
503P365 Air Cleaner Hose
Clamp (4)

15.0JC-3CR/10242T (Continued)

140A852 Air Cleaner Hose
Support
140B740 Air Cleaner Air
Inlet Tube
503A407 Air Cleaner Connecting
Hose
140P723 Carburetor Air Pre-
Cleaner - Plastic

15.0JC-3CR/10968T

Generator - 15JC/229
Control - Code 159 (W.D.612C2735)
Code 208 (W.D.625A23)
Code 221 (W.D.625A632)
Engine - Spec T
*141D725 Carburetor (Gas)
+102B549 Oil Base
Oil Base Heater - Refer to Oil
Base
Oil Level Maintainer Kit -
Refer to Oil Base
134D1805 Air Outlet Duct
309P196 Hi-Temp. Cut-Off
Switch
309A195 Hi-Temp. Switch
Bracket
508A126 Hi-Temp. Switch
Insulating Washer
(2)
508A127 Hi-Temp. Switch
Insulating Bushing
332A876 Hi-Temp. Switch
Terminal

15.0JC-3CR/11578T

Generator - 10JC3N4C
Control - Code 32 (W.D.612B1543)
Code 149 (W.D.612C2657)
Code 221 (W.D.625A632)
Engine - Spec T
*140K893 Carburetor Air Heater
Kit
*405A1723 Housing Assy.
*159A799 Fuel Tank Assy.
155P360 Exhaust Muffler
140A78 Muffler Mounting
Band (2)
155A949 Flex. Exhaust Tube
505-43 Exhaust Elbow

15.0JC-3CR/11783U

Generator - 15JC3N4C
Control - Code 150 (W.D.612C2658)

15.0JC-3CR/11783U (Continued)

Code 221 (W.D.625A632)
Engine - Spec U
*141D725 Carburetor (Gas)
309P196 Hi-Temp. Cut-Off
Switch
309A195 Hi-Temp. Switch
Bracket
508A126 Hi-Temp. Switch
Insulating Washer
(2)
508A127 Hi-Temp. Switch
Insulating Bushing
332A876 Hi-Temp. Switch
Terminal

15.0JC-3CR/11784U

Generator - 15JC3N4C
Control - Code 150 (W.D.612C2658)
Code 221 (W.D.625A632)
Engine - Spec U
*141D725 Carburetor (Gas)
134D1805 Air Outlet Duct
309P196 Hi-Temp. Cut-Off
Switch
309A195 Hi-Temp. Switch
Bracket
508A126 Hi-Temp. Switch
Insulating Washer
(2)
508A127 Hi-Temp. Switch
Insulating Bushing
332A876 Hi-Temp. Switch
Terminal

15.0JC-3CR/11796U

Generator - 15JC/229
Control - Code 161 (W.D.612C2737)
Code 208 (W.D.625A23)
Code 221 (W.D.625A632)
Engine - Spec U
Vacu-Flo Cooled
*141D725 Carburetor (Gas)
+102B549 Oil Base
Oil Base Heater - Refer to Oil
Base
Oil Level Maintainer Kit -
Refer to Oil Base
112A106 Piston & Pin (4)
309P162 Hi-Temp Cut-Off
Switch
338A337 Hi-Temp. Switch
Wiring Harness

15.0JC-3CR/11799U

Generator - 15JC3N4C
Control - Code 32 (W.D.612B1543)
Code 150 (W.D.612C2658)
Code 208 (W.D.625A23)
Code 221 (W.D.625A632)
Engine - Spec U
*141D725 Carburetor (Gas)
*405A1723 Housing Assy.
+102B549 Oil Base
Oil Level Maintainer Kit -
Refer to Oil Base
Oil Base Heater - Refer to Oil
Base

* - Refer to Accessory Section for Component Parts.

+ - See Engine Section for Optional Call Outs.

MODEL DATA SECTION

291

15.0JC-3CR/11799U (Continued)

112A106 Piston & Pin (4)
155P360 Exhaust Muffler
140A78 Muffler Mounting
Band (2)
155A949 Flex. Exhaust Tube
505-43 Exhaust Elbow

15.0JC-3CR/11813U

Generator - 15JC/229
Control - Code 159 (W.D.612C2735)
Code 221 (W.D.625A632)
Engine - Spec U
*141D725 Carburetor (Gas)
134D1805 Air Outlet Duct
309P196 Hi-Temp. Cut-Off
Switch
309A195 Hi-Temp. Switch
Bracket
508A126 Hi-Temp. Switch
Insulating Washer (2)
508A127 Hi-Temp. Switch
Insulating Bushing
332A876 Hi-Temp. Switch
Terminal

15.0JC-3CR/11873U

Generator - 15JC/229
Control - Code 399 (W.D.612C4422)
Code 221 (W.D.625A632)
Engine - Spec U
Vacu-Flo Cooled
*141D725 Carburetor (Gas)

15.0JC-3CR/11891U

Generator - 15JC3N4C
Control - Code 32 (W.D.612B1543)
Code 149 (W.D.612C2657)
Code 221 (W.D.625A632)
Engine - Spec U
*141D725 Carburetor (Gas)
*405A1723 Housing Assy.
112A106 Piston & Pin (4)
155P360 Exhaust Muffler
140A78 Muffler Mounting Band
(2)
155A949 Flex. Exhaust Tube
505-43 Exhaust Elbow

15.0JC-3CR/11906U

Generator - 15JC3N4C
Control - Code 240 (W.D.612C2895)
Code 208 (W.D.625A23)
Code 221 (W.D.625A632)
Engine - Spec U
Vacu-Flo Cooled
*141D725 Carburetor (Gas)
+102B549 Oil Base
Oil Base Heater - Refer to Oil
Base
Oil Level Maintainer Kit - Refer
to Oil Base

15.0JC-3CR/11907U

Generator - 15JC3N4C
Control - Code 32 (W.D.612B1543)
Code 140 (W.D.612A2592)
Code 149 (W.D.612C2657)

15.0JC-3CR/11907U (Continued)

Code 208 (W.D.625A23)
Code 221 (W.D.625A632)
Engine - Spec U
*141D725 Carburetor (Gas)
*405A1424 Housing Assy. - NOTE:
Uses #134D1810 Air
Shutter Assy.
+102B549 Oil Base
Oil Base Heater - Refer to Oil
Base
Oil Level Maintainer Kit -
Refer to Oil Base

15.0JC-3CR/11908U

Generator - 15JC3N4C
Control - Code 240 (W.D.612C2895)
Code 208 (W.D.625A23)
Code 221 (W.D.625A632)
Engine - Spec U
*141D725 Carburetor (Gas)
*134D1810 Air Shutter Assy.
+102B549 Oil Base
Oil Base Heater - Refer to Oil
Base
Oil Level Maintainer Kit -
Refer to Oil Base

15.0JC-3CR/11926U

Generator - 15JC/229
Control - Code 32 (W.D.612B1543)
Code 159 (W.D.612C2735)
Code 208 (W.D.625A23)
Code 221 (W.D.625A632)
Engine - Spec U
*141D725 Carburetor (Gas)
*405A1423 Housing Assy. - NOTE:
Uses #134D1810 Air
Shutter Assy.
+102B549 Oil Base
Oil Base Heater - Refer to Oil
Base
Oil Level Maintainer Kit -
Refer to Oil Base
309P196 Hi-Temp. Cut-Off
Switch
309A195 Hi-Temp. Switch
Bracket
508A126 Hi-Temp. Switch
Insulating Washer (2)
508A127 Hi-Temp. Switch
Insulating Bushing
332A876 Hi-Temp. Switch
Terminal

15.0JC-3CR/11948U

Generator - 15JC3N4C
Control - Code 32 (W.D.612B1543)
Code 150 (W.D.612C2658)
Code 208 (W.D.625A23)
Code 221 (W.D.625A632)
Engine - Spec U
*141D725 Carburetor (Gas)
*405A1421 Housing Assy.
+102B549 Oil Base
Oil Base Heater - Refer to Oil
Base
Oil Level Maintainer Kit -
Refer to Oil Base

15.0JC-3CR/11948U (Continued)

112A106 Piston & Pin (4)
309P196 Hi-Temp. Cut-Off
Switch
309A195 Hi-Temp. Switch
Bracket
508A126 Hi-Temp. Switch
Insulating Washer (2)
508A127 Hi-Temp. Switch
Insulating Bushing
332A876 Hi-Temp. Switch
Terminal

15.0JC-3CR/11961T

Generator - 15JC3N4C
Control - Code 32 (W.D.612B1543)
Code 149 (W.D.612C2657)
Code 221 (W.D.625A632)
301C1195 Blank Instrument Panel
Engine - Spec T
*141D720 Carburetor (Gas-Gaso)
*405A1422 Housing Assy.
*159A799 Fuel Tank Assy.

15.0JC-3CR/12025U

Generator - 15JC3N4C
Control - Code 32 (W.D.612B1543)
Code 150 (W.D.612C2658)
Code 208 (W.D.625A23)
Code 221 (W.D.625A632)
Engine - Spec U
*141D725 Carburetor (Gas)
*405A1423 Housing Assy. - NOTE:
Uses #134D1810 Air
Shutter Assy.
+102B549 Oil Base
Oil Base Heater - Refer to Oil
Base
Oil Level Maintainer - Refer to
Oil Base
112A106 Piston & Pin (4)
309P196 Hi-Temp. Cut-Off
Switch
309A195 Hi-Temp. Switch
Bracket
508A126 Hi-Temp. Switch
Insulating Washer (2)
508A127 Hi-Temp. Switch
Insulating Bushing
332A876 Hi-Temp. Switch
Terminal

15.0JC-3CR/12032U

Generator - 15JC3N4C
Control - Code 32 (W.D.612B1543)
Code 150 (W.D.612C2658)
Code 208 (W.D.625A23)
Code 221 (W.D.625A632)
Engine - Spec U
*141D725 Carburetor (Gas)
*405A1421 Housing Assy.
+102B549 Oil Base
Oil Base Heater - Refer to Oil
Base
Oil Level Maintainer Kit -
Refer to Oil Base

* - Refer to Accessory Section for Component Parts.
+ - See Engine Section for Optional Call Outs.

MODEL DATA SECTION

15.0JC-3CR31/2539U

Generator - 15JC3N4C
 Control - Code 257 (W.D.612C3076)
 Code 221 (W.D.625A632)
 Engine - Spec U
 *141D725 Carburetor (Gas)
 134D1805 Air Outlet Duct
 307B845 Start Solenoid
 306A195 Start Solenoid Bracket
 338A470 Start Solenoid Wiring
 Harness
 307P312 Supply Line Fuel
 Solenoid Valve -
 Electric
 149P558 Supply Line Fuel
 Strainer

15.0JC-3CR31/8390U

Generator - 15JC3N4C
 Control - Code 257 (W.D.612C3076)
 Code 221 (W.D.625A632)
 Engine - Spec U
 Vacu-Flo Cooled
 *141D725 Carburetor (Gas)
 307B845 Start Solenoid
 306A195 Start Solenoid
 Bracket
 338A470 Start Solenoid Wiring
 Harness
 307P312 Supply Line Fuel
 Solenoid Valve -
 Electric
 149P558 Supply Line Fuel
 Strainer

15.0JC-3CR31/10538T

Generator - 15JC3N4C
 Control - Code 332 (W.D.612C2698)
 Code 221 (W.D.625A632)
 Engine - Spec T
 *141D725 Carburetor (Gas)
 307B845 Start Solenoid
 306A195 Start Solenoid Bracket
 338A470 Start Solenoid Wiring
 Harness
 307P312 Supply Line Fuel
 Solenoid Valve -
 Electric
 149P558 Supply Line Fuel
 Strainer
 309P206 Hi-Temp. Cut-Off
 Switch
 309A195 Hi-Temp. Switch
 Bracket
 508A126 Hi-Temp. Switch
 Insulating Washer (2)
 508A127 Hi-Temp. Switch
 Insulating Bushing
 332A876 Hi-Temp. Switch
 Terminal

15.0JC-3R/2135T

Generator - 15JC3N4C
 Control - Code 32 (W.D.612B1543)
 Code 59 (W.D.612B1786)
 Code 150 (W.D.612C2658)
 Code 221 (W.D.625A632)
 Engine - Spec T

15.0JC-3R/2135T (Continued)

*141D720 Carburetor (Gas-Gaso)
 *159A799 Fuel Tank Assy.
 *405A1422 Housing Assy.
 309P196 Hi-Temp. Cut-Off
 Switch
 309A195 Hi-Temp. Switch
 Bracket
 508A126 Hi-Temp. Switch
 Insulating Washer (2)
 508A127 Hi-Temp. Switch
 Insulating Bushing
 332A876 Hi-Temp. Switch
 Terminal

15.0JC-3R/6664T

Generator - 15JC3N4C
 Control - Code 237 (W.D.612C2873)
 Code 173 (W.D.615B198)
 Code 221 (W.D.625A632)
 Engine - Spec T
 *141D725 Carburetor (Gas)
 134D1805 Air Outlet Duct
 309P196 Hi-Temp. Cut-Off
 Switch
 309A195 Hi-Temp. Switch
 Bracket
 508A126 Hi-Temp. Switch
 Insulating Washer (2)
 508A127 Hi-Temp. Switch
 Insulating Bushing
 332A876 Hi-Temp. Switch
 Terminal

15.0JC-3R/9873T

Generator - 15JC/229
 Control - Code 32 (W.D.612B1543)
 Code 35 (W.D.612B1559)
 Code 161 (W.D.612C2737)
 Code 208 (W.D.625A23)
 Code 221 (W.D.625A632)
 Engine - Spec T
 *141D720 Carburetor (Gas-Gaso)
 *405A1726 Housing Assy.
 +102B549 Oil Base
 Oil Base Heater - Refer to Oil
 Base
 Oil Level Maintainer Kit -
 Refer to Oil Base
 309P206 Hi-Temp. Cut-Off
 Switch
 309A195 Hi-Temp. Switch
 Bracket
 508A126 Hi-Temp. Switch
 Insulating Washer (2)
 508A127 Hi-Temp. Switch
 Insulating Bushing
 332A876 Hi-Temp. Switch
 Terminal
 155P360 Exhaust Muffler
 140A78 Muffler Mounting Band
 (2)

15.0JC-3R/10178T

Generator - 15JC/229
 Control - Code 161 (W.D.612C2737)

15.0JC-3R/10178T (Continued)

Code 173 (W.D.615B198)
 Code 221 (W.D.625A632)
 Engine - Spec T
 Vacu-Flo Cooled
 *141D725 Carburetor (Gas)
 309A171 Hi-Temp. Cut-Off
 Switch
 338A337 Hi-Temp. Switch
 Wiring Harness

15.0JC-3R/10652T

Generator - 15JC3N4C
 Control - Code 32 (W.D.612B1543)
 Code 35 (W.D.612B1559)
 Code 150 (W.D.612C2658)
 Code 208 (W.D.625A23)
 Code 221 (W.D.625A632)
 Engine - Spec T
 *141D725 Carburetor (Gas)
 *405A1422 Housing Assy.
 +102B549 Oil Base
 Oil Base Heater - Refer to Oil
 Base
 Oil Level Maintainer Kit -
 Refer to Oil Base
 309P196 Hi-Temp. Cut-Off
 Switch
 309A195 Hi-Temp. Switch
 Bracket
 508A126 Hi-Temp. Switch
 Insulating Washer (2)
 508A127 Hi-Temp. Switch
 Insulating Bushing
 332A876 Hi-Temp. Switch
 Terminal

15.0JC-3R/10657T

Generator - 15JC3N4C
 Control - Code 32 (W.D.612B1543)
 Code 35 (W.D.612B1559)
 Code 149 (W.D.612C2657)
 Code 221 (W.D.625A632)
 Engine - Spec T
 *141D720 Carburetor (Gas-Gaso)
 *405A1422 Housing Assy.

15.0JC-3R/11064S

Generator - 15JC3N4C
 Control - Code 150 (W.D.612C2658)
 Code 173 (W.D.615B198)
 Code 221 (W.D.625A632)
 Engine - Spec S
 Vacu-Flo Cooled
 *140K892 Carburetor Air Heater
 Kit
 309P162 Hi-Temp. Cut-Off
 Switch
 338A337 Hi-Temp. Switch
 Wiring Harness

15.0JC-3R/11407T

Generator - 15JC/229
 Control - Code 32 (W.D.612B1543)
 Code 35 (W.D.612B1559)
 Code 159 (W.D.612C2735)
 Code 221 (W.D.625A632)

* - Refer to Accessory Section for Component Parts.
 + - See Engine Section for Optional Call Outs.

MODEL DATA SECTION

293

15.0JC-3R/11407T (Continued)

Engine - Spec T
 *141D720 Carburetor (Gas-Gaso)
 *405A1724 Housing Assy.
 *159A799 Fuel Tank Assy.
 155P360 Exhaust Muffler
 140A78 Muffler Mounting Band
 (2)
 155A949 Flex. Exhaust Tube
 505-43 Exhaust Elbow

15.0JC-3R/11603T

Generator - 15JC3N4C
 Control - Code 149 (W.D.612C2657)
 Code 174 (W.D.615B199)
 Code 221 (W.D.625A632)
 Engine - Spec T
 *141D725 Carburetor (Gas)
 309P196 Hi-Temp. Cut-Off
 Switch
 309A195 Hi-Temp. Switch
 Bracket
 508A126 Hi-Temp. Switch
 Insulating Washer (2)
 508A127 Hi-Temp. Switch
 Insulating Bushing
 332A876 Hi-Temp. Switch
 Terminal

15.0JC-3R/11697T

Generator - 15JC3N4C
 Control - Code 150 (W.D.612C2658)
 Code 173 (W.D.615B198)
 Code 221 (W.D.625A632)
 Engine - Spec T
 *141D725 Carburetor (Gas)
 *134D1810 Air Shutter Assy.
 309P196 Hi-Temp. Cut-Off
 Switch
 309A195 Hi-Temp. Switch
 Bracket
 508A126 Hi-Temp. Switch
 Insulating Washer (2)
 508A127 Hi-Temp. Switch
 Insulating Bushing
 332A876 Hi-Temp. Switch
 Terminal

15.0JC-3R/11733T

Generator - 15JC/229
 Control - Code 161 (W.D.612C2737)
 Code 173 (W.D.615B198)
 Code 208 (W.D.625A23)
 Code 221 (W.D.625A632)
 Engine - Spec T
 *141D720 Carburetor (Gas-Gaso)
 +102B549 Oil Base
 Oil Base Heater - Refer to
 Oil Base
 Oil Level Maintainer Kit -
 Refer to Oil Base
 309P206 Hi-Temp. Cut-Off
 Switch
 309A195 Hi-Temp. Switch
 Bracket
 508A126 Hi-Temp. Switch
 Insulating Washer (2)

15.0JC-3R/11733T (Continued)

508A127 Hi-Temp. Switch
 Insulating Bushing
 332A876 Hi-Temp. Switch
 Terminal

15.0JC-3R/11752T

Generator - 15JC3N4C
 Control - Code 149 (W.D.612C2657)
 Code 173 (W.D.615B198)
 Code 221 (W.D.625A632)
 Engine - Spec T
 *141D725 Carburetor (Gas)
 *134D1810 Air Shutter Assy.

15.0JC-3R/11774T

Generator - 15JC3N4C
 Control - Code 32 (W.D.612B1543)
 Code 35 (W.D.612B1559)
 Code 150 (W.D.612C2658)
 Code 208 (W.D.625A23)
 Code 221 (W.D.625A632)
 Engine - Spec T
 *140K893 Carburetor Air Heater
 Kit
 *159A799 Fuel Tank Assy.
 *405A1422 Housing Assy.
 +102B549 Oil Base
 Oil Base Heater - Refer to Oil
 Base
 Oil Level Maintainer Kit -
 Refer to Oil Base

15.0JC-3R/11816T

Generator - 15JC/231
 Control - Code 398 (W.D.612C4379)
 Code 173 (W.D.615B198)
 Code 208 (W.D.625A23)
 Code 223 (W.D.625A711)
 Engine - Spec T
 *140K893 Carburetor Air Heater
 Kit
 *403A792 Skid Base Assy.
 416B522 Battery Support Plate
 +102B549 Oil Base
 Oil Base Heater - Refer to Oil
 Base
 Oil Level Maintainer Kit - Refer
 to Oil Base

134D1805 Air Outlet Duct
 309P196 Hi-Temp. Cut-Off
 Switch
 309A195 Hi-Temp. Switch
 Bracket
 508A126 Hi-Temp. Switch
 Insulating Washer (2)
 508A127 Hi-Temp. Switch
 Insulating Bushing
 332A876 Hi-Temp. Switch
 Terminal

15.0JC-3R/11896U

Generator - 15JC3N4C
 Control - Code 32 (W.D.612B1543)
 Code 59 (W.D.612B1786)
 Code 149 (W.D.612C2657)
 Code 208 (W.D.625A23)
 Code 221 (W.D.625A632)

15.0JC-3R/11896U (Continued)

Engine - Spec U
 *141D725 Carburetor (Gas)
 *405A1422 Housing Assy. - NOTE:
 Uses #134D1810 Air
 Shutter Assy.
 +102B549 Oil Base
 Oil Base Heater - Refer to Oil
 Base
 Oil Level Maintainer Kit -
 Refer to Oil Base
 112A106 Piston & Pin (4)

15.0JC-3R/11916T

Generator - 15JC/229
 Control - Code 161 (W.D.612C2737)
 Code 173 (W.D.615B198)
 Code 221 (W.D.625A632)
 Engine Spec T
 *141D720 Carburetor (Gas-Gaso)
 *134D1810 Air Shutter Assy.
 *403A792 Skid Base Assy.
 416B522 Battery Support Plate
 309P206 Hi-Temp. Cut-Off
 Switch
 309A195 Hi-Temp. Switch
 Bracket
 508A126 Hi-Temp. Switch
 Insulating Washer (2)
 508A127 Hi-Temp. Switch
 Insulating Bushing
 332A876 Hi-Temp. Switch
 Terminal

15.0JC-3R/11931U

Generator - 15JC3N4A
 Control - Code 237 (W.D.612C2873)
 Code 173 (W.D.615B198)
 Code 221 (W.D.625A632)
 Engine - Spec U
 Vacu-Flo Cooled
 *141D725 Carburetor (Gas)
 112A106 Piston & Pin (4)
 309P171 Hi-Temp. Cut-Off
 Switch
 338A337 Hi-Temp. Switch
 Wiring Harness

15.0JC-3R/11937U

Generator - 15JC/229
 Control - Code 399 (W.D.612C4422)
 Code 173 (W.D.615B198)
 Code 221 (W.D.625A632)
 Engine - Spec U
 Vacu-Flo Cooled
 *141D725 Carburetor (Gas)
 112A106 Piston & Pin (4)
 309P171 Hi-Temp. Cut-Off
 Switch
 338A337 Hi-Temp. Switch
 Wiring Harness

15.0JC-3R/11946T

Generator - 15JC/237
 333P59 Spacer Heater - 120V.
 309P128 Spacer Heater
 Thermostat
 332A333 Spacer Heater
 Terminal Block

* - Refer to Accessory Section for Component Parts.

+ - See Engine Section for Optional Call Outs.

MODEL DATA SECTION

15.0JC-3R/11946T (Continued)

332A499 Spacer Heater
Block Marker
Control - Code 32 (W.D.612B1543)
Code 35 (W.D.612B1559)
Code 150 (W.D.612C2658)
Code 208 (W.D.625A23)
Code 221 (W.D.625A632)
Engine - Spec T
*141D720 Carburetor (Gas-Gaso)
*405A1724 Housing Assy.
+102B549 Oil Base
Oil Base Heater - Refer to Oil Base
Oil Level Maintainer Kit -
Refer to Oil Base
309A196 Hi-Temp. Cut-Off
Switch
309A195 Hi-Temp. Switch
Bracket
508A126 Hi-Temp. Switch
Insulating Washer (2)
508A127 Hi-Temp. Switch
Insulating Bushing
332A876 Hi-Temp. Switch
Terminal
155P360 Exhaust Muffler
140A78 Muffler Mounting Band
(2)
155A949 Flex. Exhaust Tube
505-43 Exhaust Elbow

15.0JC-3R/11947U

Generator - 15JC3N4C
Control - Code 32 (W.D.612B1543)
Code 35 (W.D.612B1559)
Code 150 (W.D.612C2658)
Code 208 (W.D.625A23)
Code 221 (W.D.625A632)
Engine - Spec U
*141D725 Carburetor (Gas)
*405A1424 Housing Assy. - NOTE:
Uses #134D1810 Air
Shutter Assy.
+102B549 Oil Base
Oil Base Heater - Refer to Oil Base
Oil Level Maintainer Kit -
Refer to Oil Base
112A106 Piston & Pin (4)
309P196 Hi-Temp. Cut-Off
Switch
309A195 Hi-Temp. Switch
Bracket
508A126 Hi-Temp. Switch
Insulating Washer (2)
508A127 Hi-Temp. Switch
Insulating Bushing
332A876 Hi-Temp. Switch
Terminal

15.0JC-3R/12048U

Generator - 15JC3N4C
Control - Code 32 (W.D.612B1543)
Code 35 (W.D.612B1559)
Code 150 (W.D.612C2658)
Code 221 (W.D.625A632)

15.0JC-3R/12048U (Continued)

Engine - Spec U
*141D725 Carburetor (Gas)
*405A1724 Housing Assy.
112A106 Piston & Pin (4)
309P196 Hi-Temp. Cut-Off
Switch
309A195 Hi-Temp. Switch
Bracket
508A126 Hi-Temp. Switch
Insulating Washer (2)
508A127 Hi-Temp. Switch
Insulating Bushing
332A876 Hi-Temp. Switch
Terminal
155P360 Exhaust Muffler
140A78 Muffler Mounting
Band (2)
155A949 Flex. Exhaust Tube
505-43 Exhaust Elbow

15.0JC-4R/13U

Generator - 15JC4N4C
Control - Code 149 (W.D.612C2657)
Code 221 (W.D.625A632)
Engine - Spec U
*141D725 Carburetor (Gas)

15.0JC-4R/1018T

Generator - 15JC4N4C
Control - Code 32 (W.D.612B1543)
Code 149 (W.D.612C2657)
Code 221 (W.D.625A632)
Engine - Spec T
*141D720 Carburetor (Gas-Gaso)
*405A1421 Housing Assy.

15.0JC-4R/1092T

Generator - 15JC4N4C
Control - Code 28 (W.D.612B1486)
Code 32 (W.D.612B1543)
Code 149 (W.D.612C2657)
Code 221 (W.D.625A632)
Engine - Spec T
*140K893 Carburetor Air Heater
Kit
*159A799 Fuel Tank Assy.
*405A1422 Housing Assy.

15.0JC-4R/1282T

Generator - 15JC4N4C
Control - Code 150 (W.D.612C2658)
Code 221 (W.D.625A632)
Engine - Spec T
*141D720 Carburetor (Gas-Gaso)
309P196 Hi-Temp. Cut-Off
Switch
309A195 Hi-Temp. Switch
Bracket
508A126 Hi-Temp. Switch
Insulating Washer (2)
508A127 Hi-Temp. Switch
Insulating Bushing
332A876 Hi-Temp. Switch
Terminal

15.0JC-4R/2079T

Generator - 15JC4N4C
Control - Code 149 (W.D.612C657)
Code 180 (W.D.615B218)
Code 221 (W.D.625A632)
Engine - Spec T
*140K894 Carburetor Air Heater
Kit

15.0JC-4R/2468T

Generator - 15JC4N4C
Control - Code 149 (W.D.612C2657)
Code 221 (W.D.625A632)
Engine - Spec T
*140K893 Carburetor Air Heater
Kit
134D1805 Air Outlet Duct

15.0JC-4R/3098T

Generator - 15JC4N4C
Control - Code 150 (W.D.612C2658)
Code 221 (W.D.625A632)
Engine - Spec T
*141D720 Carburetor (Gas-Gaso)
134D1805 Air Outlet Duct
309P196 Hi-Temp. Cut-Off
Switch
309A195 Hi-Temp. Switch
Bracket
508A126 Hi-Temp. Switch
Insulating Washer (2)
508A127 Hi-Temp. Switch
Insulating Bushing
332A876 Hi-Temp. Switch
Terminal

15.0JC-4R31/13U

Generator - 15JC4N4C
Control - Code 258 (W.D.612C3077)
Code 221 (W.D.625A632)
Engine - Spec U
*141D725 Carburetor (Gas)
307B845 Start Solenoid
306A195 Start Solenoid Bracket
338A470 Start Solenoid Wiring
Bracket
307P312 Supply Line Fuel
Solenoid Valve -
Electric
149P558 Supply Line Fuel
Strainer

15.0JC-4R/3157T

Generator - 15JC4N4C
Control - Code 150 (W.D.612C2658)
Code 221 (W.D.625A632)
Engine - Spec T
*141D725 Carburetor (Gas)
134D1805 Air Outlet Duct

15.0JC-4R/3980U

Generator - 15JC4N4A
Control - Code 149 (W.D.612C2657)
Code 221 (W.D.625A632)
Engine - Spec U
*141D725 Carburetor (Gas)
112A106 Piston & Pin (4)

* - Refer to Accessory Section for Component Parts.
+ - See Engine Section for Optional Call Outs.

MODEL DATA SECTION

295

15.0JC-4R/6000T

Generator - 15JC4N4C
231E112 Engine to Generator
Adapter
Control - Code 388 (W.D.612C4250)
Code 221 (W.D.625A632)
Engine - Spec T
Vacu-Flo Cooled
*140K892 Carburetor Air Heater
Kit

15.0JC-4R/6956U

Generator - 15JC4N4C
Control - Code 150 (W.D.612C2658)
Code 221 (W.D.625A632)
Engine - Spec U
*141D725 Carburetor (Gas)
134D1805 Air Outlet Duct
112A106 Piston & Pin (4)
309P196 Hi-Temp. Cut-Off
Switch
309A195 Hi-Temp. Switch
Bracket
508A126 Hi-Temp. Switch
Insulating Washer (2)
508A127 Hi-Temp. Switch
Insulating Bushing
332A876 Hi-Temp. Switch
Terminal

15.0JC-4R/8389T

Generator - 15JC4N4C
Control - Code 149 (W.D.612C2657)
Code 221 (W.D.625A632)
Engine - Spec T
Vacu-Flo Cooled
*141D720 Carburetor (Gas-Gaso)

15.0JC-4R/8390U

Generator - 15JC4N4C
Control - Code 149 (W.D.612C2657)
Code 221 (W.D.625A632)
Engine - Spec U
Vacu-Flo Cooled
*141D725 Carburetor (Gas)

15.0JC-4R/8557T

Generator - 15JC4N4C
Control - Code 329 (W.D.612C3686)
Code 221 (W.D.625A632)
Engine - Spec T
Vacu-Flo Cooled
*141D725 Carburetor (Gas)
154B1224 Intake Manifold
148A367 Vacuum Switch
502-53 Vacuum Switch Elbow
505-98 Vacuum Switch Nipple

15.0JC-4R/9419U

Generator - 15JC4N4C
Control - Code 23 (W.D.612B1469)
Code 32 (W.D.612B1543)
Code 150 (W.D.612C2658)
Code 221 (W.D.625A632)
Engine - Spec U
*141D725 Carburetor (Gas)
*405A1422 Housing Assy.

15.0JC-4R/9419U (Continued)

309P196 Hi-Temp. Cut-Off
Switch
309A195 Hi-Temp. Switch
Bracket
508A126 Hi-Temp. Switch
Insulating Washer (2)
508A127 Hi-Temp. Switch
Insulating Bushing
332A876 Hi-Temp. Switch
Terminal

15.0JC-4R/9578T

Generator - 15JC4N4C
Control - Code 23 (W.D.612B1469)
Code 32 (W.D.612B1543)
Code 149 (W.D.612C2657)
Code 221 (W.D.625A632)
Engine - Spec T
*141D720 Carburetor (Gas-Gaso)
*405A1422 Housing Assy.
*159A799 Fuel Tank Assy.

15.0JC-4R/9758T

Generator - 15JC4N4C
Control - Code 149 (W.D.612C2657)
Code 180 (W.D.615B218)
Code 221 (W.D.625A632)
Engine - Spec T
*141D725 Carburetor (Gas)
*403A792 Skid Base Assy.
416B522 Battery Support Plate
134D1805 Air Outlet Duct

15.0JC-4R/9901T

Generator - 15JC4N4C
Control - Code 150 (W.D.612C2658)
Code 221 (W.D.625A632)
Engine - Spec T
*141D725 Carburetor (Gas)
*403A792 Skid Base Assy.
309P196 Hi-Temp. Cut-Off
Switch
309A195 Hi-Temp. Switch
Bracket
508A126 Hi-Temp. Switch
Insulating Washer (2)
508A127 Hi-Temp. Switch
Insulating Bushing
332A876 Hi-Temp. Switch
Terminal

15.0JC-4R/9992T

Generator - 15JC4N4C
Control - Code 149 (W.D.612C2657)
Code 180 (W.D.615B218)
Code 221 (W.D.625A632)
Engine - Spec T
*141D725 Carburetor (Gas)
*403A792 Skid Base Assy.
416B522 Battery Support Plate

15.0JC-4R/10218U

Generator - 15JC4N4C
Control - Code 32 (W.D.612B1543)
Code 150 (W.D.612C2658)
Code 208 (W.D.625A23)

15.0JC-4R/10218U (Continued)

Code 221 (W.D.625A632)
Engine - Spec U
*141D725 Carburetor (Gas)
*405A1421 Housing Assy.
+102B549 Oil Base
Oil Base Heater - Refer to Oil
Base
Oil Level Maintainer Kit -
Refer to Oil Base
112A106 Piston & Pin (4)
309P196 Hi-Temp. Cur-Off
Switch
309A195 Hi-Temp. Switch
Bracket
508A126 Hi-Temp. Switch
Insulating Washer (2)
508A127 Hi-Temp. Switch
Insulating Bushing
332A876 Hi-Temp. Switch
Terminal

15.0JC-4R/10663T

Generator - 15JC4N4C
Control - Code 28 (W.D.612B1486)
Code 32 (W.D.612B1543)
Code 149 (W.D.612C2657)
Code 208 (W.D.625A23)
Code 221 (W.D.625A632)
Engine - Spec T
*141D725 Carburetor (Gas)
*405A1422 Housing Assy.
+102B549 Oil Base
Oil Base Heater - Refer to Oil
Base
Oil Level Maintainer Kit -
Refer to Oil Base

15.0JC-4R/11005T

Generator - 15JC/179
Control - Code 161 (W.D.612C2737)
Code 180 (W.D.615B218)
Code 221 (W.D.625A632)
Engine - Spec T
Vacu-Flo Cooled
*141D720 Carburetor (Gas-Gaso)
309P171 Hi-Temp. Cut-Off
Switch
338A337 Hi-Temp. Switch
Wiring Harness

15.0JC-4R/11022T

Generator - 15JC/179
Control - Code 28 (W.D.612B1486)
Code 32 (W.D.612B1543)
Code 159 (W.D.612C2735)
Code 208 (W.D.625A23)
Code 221 (W.D.625A632)
Engine - Spec T
*141D725 Carburetor (Gas)
*405A1422 Housing Assy.
+102B549 Oil Base
Oil Base Heater - Refer to Oil
Base
Oil Level Maintainer Kit -
Refer to Oil Base

* - Refer to Accessory Section for Component Parts.

+ - See Engine Section for Optional Call Outs.

MODEL DATA SECTION

15.0JC-4R/11022T (Continued)

309P196 Hi-Temp. Cut-Off Switch
309A195 Hi-Temp. Switch Bracket
508A126 Hi-Temp. Switch Insulating Washer (2)
508A127 Hi-Temp. Switch Insulating Bushing
332A876 Hi-Temp. Switch Terminal

15.0JC-4R/11364T

Generator - 15JC/179
Control - Code 32 (W.D.612B1543)
Code 161 (W.D.612C2737)
Code 412 (W.D.612A4537)
Code 221 (W.D.625A632)

Engine - Spec T

*141D725 Carburetor (Gas)
*405A1421 Housing Assy.
309P206 Hi-Temp. Cut-Off Switch
309A195 Hi-Temp. Switch Bracket
508A126 Hi-Temp. Switch Insulating Washer (2)
508A127 Hi-Temp. Switch Insulating Bushing
332A876 Hi-Temp. Switch Terminal

15.0JC-4R/11505T

Generator - 15JC/281
Control - Code 32 (W.D.612B1543)
Code 149 (W.D.612C2657)
Code 262 (W.D.612B3105)
Code 223 (W.D.625A711)

Engine - Spec T

*140K893 Carburetor Air Heater Kit
*405A1422 Housing Assy.
*159A799 Fuel Tank Assy.

15.0JC-4R/11568T

Generator - 15JC4N4C
Control - Code 32 (W.D.612B1543)
Code 150 (W.D.612C2658)
Code 221 (W.D.625A632)

Engine - Spec T

*141D725 Carburetor (Gas)
*405A1423 Housing Assy. - NOTE:
Uses #134D1810 Air Shutter Assy.

15.0JC-4R/11569T

Generator - 15JC4N4C
Control - Code 23 (W.D.612B1469)
Code 32 (W.D.612B1543)
Code 150 (W.D.612C2658)
Code 221 (W.D.625A632)

Engine - Spec T

*140K893 Carburetor Air Heater Kit
*405A1726 Housing Assy.
*159A799 Fuel Tank Assy.
309P196 Hi-Temp. Cut-Off Switch

15.0JC-4R/11569T (Continued)

309A195 Hi-Temp. Switch Bracket
508A126 Hi-Temp. Switch Insulating Washer (2)
508A127 Hi-Temp. Switch Insulating Bushing
332A876 Hi-Temp. Switch Terminal
155P360 Exhaust Muffler
140A78 Muffler Mounting Band (2)
155A949 Flex. Exhaust Tube
505-43 Exhaust Elbow

15.0JC-4R/11612T

Generator - 15JC/179
Control - Code 343 (W.D.612C3798)
Code 208 (W.D.625A23)
Code 221 (W.D.625A632)

Engine - Spec T

Vacu-Flo Cooled
*141D725 Carburetor (Gas)
+102B549 Oil Base
Oil Base Heater - Refer to Oil Base
Oil Level Maintainer Kit - Refer to Oil Base
154B1224 Intake Manifold
148A367 Vacuum Switch
502-53 Vacuum Switch Elbow
505-98 Vacuum Switch Nipple
309P171 Hi-Temp. Cut-Off Switch
338A337 Hi-Temp. Switch Wiring Harness

15.0JC-4R/11683T

Generator - 15JC4N4C
Control - Code 23 (W.D.612B1469)
Code 32 (W.D.612B1543)
Code 150 (W.D.612C2658)
Code 221 (W.D.625A632)

Engine - Spec T

*141D720 Carburetor (Gas-Gaso)
*405A1424 Housing Assy. - NOTE:
Uses #134D1810 Air Shutter Assy.

15.0JC-4R/11695T

Generator - 15JC4N4C
Control - Code 23 (W.D.612B1469)
Code 32 (W.D.612B1543)
Code 150 (W.D.612C2658)
Code 208 (W.D.625A23)
Code 221 (W.D.625A632)

Engine - Spec T

*141D725 Carburetor (Gas)
*405A1724 Housing Assy.
+102B549 Oil Base
Oil Base Heater - Refer to Oil Base
Oil Level Maintainer Kit - Refer to Oil Base
309P196 Hi-Temp. Cut-Off Switch
309A195 Hi-Temp. Switch Bracket

15.0JC-4R/11695T (Continued)

508A126 Hi-Temp. Switch Insulating Washer (2)
508A127 Hi-Temp. Switch Insulating Bushing
332A876 Hi-Temp. Switch Terminal
155P360 Exhaust Muffler
140A78 Muffler Mounting Band (2)
155A949 Flex. Exhaust Tube
505-43 Exhaust Elbow

15.0JC-4R/11737T

Generator - 15JC/179
Control - Code 413 (W.D.612C4581)
Code 180 (W.D.615B218)
Code 221 (W.D.625A632)

Engine - Spec T

*141D725 Carburetor (Gas)
154B1224 Intake Manifold
148A367 Vacuum Switch
502-53 Vacuum Switch Elbow
505-98 Vacuum Switch Nipple
309P196 Hi-Temp. Cut-Off Switch
309A195 Hi-Temp. Switch Bracket
508A126 Hi-Temp. Switch Insulating Washer (2)
508A127 Hi-Temp. Switch Insulating Bushing
332A876 Hi-Temp. Switch Terminal

15.0JC-4R/11812U

Generator - 15JC4N4C
Control - Code 150 (W.D.612C2658)
Code 221 (W.D.625A632)

Engine - Spec U

Vacu-Flo Cooled
*141D725 Carburetor (Gas)
*403A792 Skid Base Assy.

15.0JC-4R/11820T

Generator - 15JC/179
Control - Code 23 (W.D.612B1469)
Code 32 (W.D.612B1543)
Code 399 (W.D.612C4422)
Code 221 (W.D.625A632)

Engine - Spec T

*141D720 Carburetor (Gas-Gaso)
*405A1422 Housing Assy.
309P196 Hi-Temp. Cut-Off Switch
309A195 Hi-Temp. Switch Bracket
508A126 Hi-Temp. Switch Insulating Washer (2)
508A127 Hi-Temp. Switch Insulating Bushing
332A876 Hi-Temp. Switch Terminal

15.0JC-4R/11822U

Generator - 15JC4N4C
Control - Code 32 (W.D.612B1543)

* - Refer to Accessory Section for Component Parts.

+ - See Engine Section for Optional Call Outs.

MODEL DATA SECTION

297

15.0JC-4R/11822U (Continued)

Code 149 (W.D.612C2657)
Code 208 (W.D.625A23)
Code 221 (W.D.625A632)
Engine - Spec U
*141D725 Carburetor (Gas)
*405A1723 Housing Assy.
+102B549 Oil Base
Oil Base Heater - Refer to Oil Base
Oil Level Maintainer Kit - Refer to Oil Base
155P360 Exhaust Muffler
140A78 Muffler Mounting Band (2)
155A949 Flex. Exhaust Tube
505-43 Exhaust Elbow

15.0JC-4R/11844U

Generator - 15JC4N4C
Control - Code 149 (W.D.612C2657)
Code 221 (W.D.625A632)
Engine - Spec U
Vacu-Flo Cooled
*141D725 Carburetor (Gas)
112A106 Piston & Pin (4)

15.0JC-4R/11872U

Generator - 15JC4N4C
Control - Code 23 (W.D.612B1469)
Code 32 (W.D.612B1543)
Code 149 (W.D.612C2657)
Code 221 (W.D.625A632)
Engine - Spec U
*141D725 Carburetor (Gas)
*405A1422 Housing Assy.
112A106 Piston & Pin (4)

15.0JC-4R/11879U

Generator - 15JC4N4C
Control - Code 149 (W.D.612C2657)
Code 180 (W.D.615B218)
Code 221 (W.D.625A632)
Engine - Spec U
*141D725 Carburetor (Gas)
134D1805 Air Outlet Duct
112A106 Piston & Pin (4)

15.0JC-4R/11891U

Generator - 15JC4N4C
Control - Code 32 (W.D.612B1543)
Code 149 (W.D.612C2657)
Code 221 (W.D.625A632)
Engine - Spec U
*141D725 Carburetor (Gas)
*405A1723 Housing Assy.
112A106 Piston & Pin (4)
155P360 Exhaust Muffler
140A78 Muffler Mounting Band (2)
155A949 Flex. Exhaust Tube
505-43 Exhaust Elbow

15.0JC-4R/11911U

Generator - 15JC4N4C
Control - Code 149 (W.D.612C2657)
Code 180 (W.D.615B218)
Code 221 (W.D.625A632)

15.0JC-4R/11911U (Continued)

Engine - Spec U
*141D725 Carburetor (Gas)
*403A792 Skid Base Assy.
416B522 Battery Support Plate

15.0JC-4R/11915T

Generator - 15JC4N4C
Control - Code 23 (W.D.612B1469)
Code 32 (W.D.612B1543)
Code 150 (W.D.612C2658)
Code 221 (W.D.625A632)
Engine - Spec T
*141D720 Carburetor (Gas-Gaso)
*405A1422 Housing Assy.
309P196 Hi-Temp. Cut-Off Switch
309A195 Hi-Temp. Switch Bracket
508A126 Hi-Temp. Switch Insulating Washer (2)
508A127 Hi-Temp. Switch Insulating Bushing
332A876 Hi-Temp. Switch Terminal

15.0JC-4R/11950U

Generator - 15JC4N4C
Control - Code 150 (W.D.612C2658)
Code 221 (W.D.625A632)
Engine - Spec U
*141D725 Carburetor (Gas)
112A106 Piston & Pin (4)
309P196 Hi-Temp. Cut-Off Switch
309A195 Hi-Temp. Switch Bracket
508A126 Hi-Temp. Switch Insulating Washer (2)
508A127 Hi-Temp. Switch Insulating Bushing
332A876 Hi-Temp. Switch Terminal

15.0JC-4R/11989U

Generator - 15JC4N4C
Control - Code 149 (W.D.612C2657)
Code 180 (W.D.615B218)
Code 221 (W.D.625A632)
Engine - Spec U
*141D725 Carburetor (Gas)
112B106 Piston & Pin (4)
309P196 Hi-Temp. Cut-Off Switch
309A195 Hi-Temp. Switch Bracket
508A126 Hi-Temp. Switch Insulating Washer (2)
508A127 Hi-Temp. Switch Insulating Bushing
332A876 Hi-Temp. Switch Terminal

15.0JC-4R/11993U

Generator - 15JC/179
Control - Code 32 (W.D.612B1543)
Code 399 (W.D.612C4422)
Code 221 (W.D.625A632)
Engine - Spec U
*141D725 Carburetor (Gas)

15.0JC-4R/11993U (Continued)

*405A1421 Housing Assy.
112A106 Piston & Pin (4)
309P206 Hi-Temp. Cut-Off Switch
309A195 Hi-Temp. Switch Bracket
508A126 Hi-Temp. Switch Insulating Washer (2)
508A127 Hi-Temp. Switch Insulating Bushing
332A876 Hi-Temp. Switch Terminal

15.0JC-4R/11995U

Generator - 15JC4N4C
Control - Code 237 (W.D.612C2873)
Code 391 (W.D.615B351)
Code 221 (W.D.625A632)
Engine - Spec U
Vacu-Flo Cooled
*141D725 Carburetor (Gas)
112A106 Piston & Pin (4)
309P171 Hi-Temp. Cut-Off Switch
338A337 Hi-Temp. Switch Wiring Harness

15.0JC-4R/11996U

Generator - 15JC4N4A
Control - Code 150 (W.D.612C2658)
Code 221 (W.D.625A632)
Engine - Spec U
Vacu-Flo Cooled
*141D725 Carburetor (Gas)
112A106 Piston & Pin (4)

15.0JC-4R/12042U

Generator - 15JC4N4C
Control - Code 150 (W.D.612C2658)
Code 221 (W.D.625A632)
Engine - Spec U
Vacu-Flo Cooled
*141D725 Carburetor (Gas)
112A106 Piston & Pin (4)
309P162 Hi-Temp. Cut-Off Switch
338A337 Hi-Temp. Switch Bracket

15.0JC-4R/12050U

Generator - 15JC4N4C
Control - Code 150 (W.D.612C2658)
Code 391 (W.D.615B351)
Code 221 (W.D.625A632)
Engine - Spec U
*141D725 Carburetor (Gas)
112A106 Piston & Pin (4)
309P196 Hi-Temp. Cut-Off Switch
309A195 Hi-Temp. Switch Bracket
508A126 Hi-Temp. Switch Insulating Washer (2)
508A127 Hi-Temp. Switch Insulating Bushing
332A876 Hi-Temp. Switch Terminal

* - Refer to Accessory Section for Component Parts.

+ - See Engine Section for Optional Call Outs.

MODEL DATA SECTION

15.0JC-4R31/2539U

Generator - 15JC4N4C
Control - Code 258 (W.D.612C3077)
Code 221 (W.D.625A632)
Engine - Spec U
*141D725 Carburetor (Gas)
134D1805 Air Outlet Duct
307B845 Start Solenoid
306A195 Start Solenoid Bracket
338A470 Start Solenoid Wiring
Harness
307P312 Supply Line Fuel
Solenoid Valve -
Electric
149P558 Supply Line Fuel
Strainer

15.0JC-4R31/8390U

Generator - 15JC4N4A
Control - Code 258 (W.D.612C3077)
Code 221 (W.D.625A632)
Engine - Spec U
Vacu-Flo Cooled
*141D725 Carburetor (Gas)
307B845 Start Solenoid
306A195 Start Solenoid Bracket
338A470 Start Solenoid Wiring
Harness
307P312 Supply Line Fuel
Solenoid Valve -
Electric
149P558 Supply Line Fuel
Strainer

15.0JC-4R31/11457T

Generator - 15JC4N4C
Control - Code 258 (W.D.612C3077)
Code 221 (W.D.625A632)
Engine - Spec T
*141D725 Carburetor (Gas)
*134D1810 Air Shutter Assy.
307B845 Start Solenoid
306A195 Start Solenoid
Bracket
307P312 Supply Line Fuel
Solenoid Valve -
Electric
149P558 Supply Line Fuel
Strainer

15.0JC-4XR/13U

Generator - 15JC4XN1C
Control - Code 149 (W.D.612C2657)
Code 212 (W.D.625A423)
Engine - Spec U
*141D725 Carburetor (Gas)

15.0JC-4XR/2088U

Generator - 15JC4XN1C
Control - Code 149 (W.D.612C2657)
Code 201 (W.D.615B280)
Code 212 (W.D.625A423)
Engine - Spec U
*141D725 Carburetor (Gas)

15.0JC-4XR31/13U

Generator - 15JC4XN1C
Control - Code 260 (W.D.612C3100)
Code 212 (W.D.625A423)
Engine - Spec U
*141D725 Carburetor (Gas)
307B845 Start Solenoid
306A195 Start Solenoid Bracket
338A470 Start Solenoid Wiring
Harness
307P312 Supply Line Fuel
Solenoid Valve -
Electric
149P558 Supply Line Fuel
Strainer

15.0JC-4XR/3231T

Generator - 15JC4XN1C
Control - Code 32 (W.D.612B1543)
Code 150 (W.D.612C2658)
Code 212 (W.D.625A423)
Engine - Spec T
*141D725 Carburetor (Gas)
*405A1421 Housing Assy.
309P196 Hi-Temp. Cut-Off
Switch
309A195 Hi-Temp. Switch
Bracket
508A126 Hi-Temp. Switch
Insulating Washer (2)
508A127 Hi-Temp. Switch
Insulating Bushing
332A876 Hi-Temp. Switch
Terminal

15.0JC-4XR/5144T

Generator - 15JC4XN1C
Control - Code 149 (W.D.612C2657)
Code 201 (W.D.615B280)
Code 212 (W.D.625A423)
Engine - Spec T
*141D720 Carburetor (Gas-Gaso)
134D1805 Air Outlet Duct

15.0JC-4XR/6519T

Generator - 15JC4XN1C
Control - Code 150 (W.D.612C2658)
Code 177 (W.D.615B214)
Code 212 (W.D.625A423)
Engine - Spec T
*140K893 Carburetor Air Heater
Kit
134D1805 Air Outlet Duct
309P196 Hi-Temp. Cut-Off
Switch
309A195 Hi-Temp. Switch
Bracket
508A126 Hi-Temp. Switch
Insulating Washer (2)
508A127 Hi-Temp. Switch
Insulating Bushing
332A876 Hi-Temp. Switch
Terminal

15.0JC-4XR/7512U

Generator - 15JC4XN1C
Control - Code 149 (W.D.612C2657)
Code 212 (W.D.625A423)
Engine - Spec U
*141D725 Carburetor (Gas) LPG

15.0JC-4XR/8390U

Generator - 15JC4XN1C
Control - Code 149 (W.D.612C2657)
Code 212 (W.D.625A423)
Engine - Spec U
Vacu-Flo Cooled
*141D725 Carburetor (Gas)

15.0JC-4XR/9707T

Generator - 15JC4XN1C
Control - Code 32 (W.D.612B1543)
Code 65 (W.D.612B1859)
Code 150 (W.D.612C2658)
Code 208 (W.D.625A23)
Code 212 (W.D.625A423)
Engine - Spec T
*141D725 Carburetor (Gas)
*405A1422 Housing Assy.
+102B549 Oil Base
Oil Base Heater - Refer to Oil
Base
Oil Level Maintainer Kit -
Refer to Oil Base

15.0JC-4XR/10132T

Generator - 15JC4XN1C
Control - Code 32 (W.D.612B1543)
Code 150 (W.D.612C2658)
Code 208 (W.D.625A23)
Code 212 (W.D.625A423)
Engine - Spec T
*141D725 Carburetor (Gas)
*405A1423 Housing Assy. - NOTE:
Uses #134D1810 Air
Shutter Assy.
+102B549 Oil Base
Oil Base Heater - Refer to Oil
Base
Oil Level Maintainer Kit -
Refer to Oil Base
309P196 Hi-Temp. Cut-Off
Switch
309A195 Hi-Temp. Switch
Bracket
508A126 Hi-Temp. Switch
Insulating Washer (2)
508A127 Hi-Temp. Switch
Insulating Bushing
332A876 Hi-Temp. Switch
Terminal

15.0JC-4XR/10929T

Generator - 15JC/447
Control - Code 32 (W.D.612B1543)
Code 64 (W.D.612B1852)
Code 161 (W.D.612C2737)
Code 208 (W.D.625A23)
Code 215 (W.D.625A496)

* - Refer to Accessory Section for Component Parts.
+ - See Engine Section for Optional Call Outs.

MODEL DATA SECTION

299

15.0JC-4XR/10929T (Continued)

Engine - Spec T
 *141D720 Carburetor (Gas-Gaso)
 *405A1422 Housing Assy.
 +102B549 Oil Base
 Oil Base Heater - Refer to Oil Base
 Oil Level Maintainer Kit - Refer to Oil Base
 309P206 Hi-Temp. Cut-Off Switch
 309A195 Hi-Temp. Switch Bracket
 508A126 Hi-Temp. Switch Insulating Washer (2)
 508A127 Hi-Temp. Switch Insulating Bushing
 332A876 Hi-Temp. Switch Terminal

15.0JC-4XR/11640T

Generator - 15JC4XN1C
 Control - Code 149 (W.D.612C2657)
 Code 201 (W.D.615B280)
 Code 212 (W.D.625A423)
 Engine - Spec T
 *141D725 Carburetor (Gas)
 134D1805 Air Outlet Duct
 309P196 Hi-Temp. Cut-Off Switch
 309A195 Hi-Temp. Switch Bracket
 508A126 Hi-Temp. Switch Insulating Washer (2)
 508A127 Hi-Temp. Switch Insulating Bushing
 332A876 Hi-Temp. Switch Terminal

15.0JC-4XR/11658U

Generator - 15JC/447
 Control - Code 398 (W.D.612C4379)
 Code 409 (W.D.615B353)
 Code 215 (W.D.625A496)
 Engine - Spec U
 *141D725 Carburetor (Gas)
 134D1805 Air Outlet Duct
 112A106 Piston & Pin (4)
 309P196 Hi-Temp. Cut-Off Switch
 309A195 Hi-Temp. Switch Bracket
 508A126 Hi-Temp. Switch Insulating Washer (2)
 508A127 Hi-Temp. Switch Insulating Bushing
 332A876 Hi-Temp. Switch Terminal

15.0JC-4XR/11692T

Generator - 15JC4XN1C
 Control - Code 149 (W.D.612C2657)
 Code 177 (W.D.615B214)
 Code 208 (W.D.625A23)
 Code 212 (W.D.625A423)
 Engine - Spec T
 Vacu-Flo Cooled

15.0JC-4XR/11692T (Continued)

*141D725 Carburetor (Gas)
 +102B549 Oil Base
 Oil Base Heater - Refer to Oil Base
 Oil Level Maintainer Kit - Refer to Oil Base

15.0JC-4XR/11750T

Generator - 15JC/133
 Control - Code 32 (W.D.612B1543)
 Code 399 (W.D.612C4422)
 Code 212 (W.D.625A423)
 301C1195 Blank Instrument Panel
 Engine - Spec T
 *140K893 Carburetor Air Heater Kit
 *405A1422 Housing Assy.
 309P206 Hi-Temp. Cut-Off Switch
 309A195 Hi-Temp. Switch Bracket
 508A126 Hi-Temp. Switch Insulating Washer (2)
 508A127 Hi-Temp. Switch Insulating Bushing
 332A876 Hi-Temp. Switch Terminal

15.0JC-4XR/11821U

Generator - 15JC4XN1C
 Control - Code 32 (W.D.612B1543)
 Code 150 (W.D.612C2658)
 Code 414 (W.D.612A4591)
 Code 208 (W.D.625A23)
 Code 212 (W.D.625A423)
 Engine - Spec U
 *141D725 Carburetor (Gas)
 *405A1421 Housing Assy.
 +102B549 Oil Base
 Oil Base Heater - Refer to Oil Base
 Oil Level Maintainer Kit - Refer to Oil Base

15.0JC-4XR/11830U

Generator - 15JC4XN1C
 Control - Code 32 (W.D.612B1543)
 Code 149 (W.D.612C2657)
 Code 208 (W.D.625A23)
 Code 212 (W.D.625A423)
 Engine - Spec U
 *141D725 Carburetor (Gas)
 *405A1421 Housing Assy.
 +102B549 Oil Base
 Oil Base Heater - Refer to Oil Base
 Oil Level Maintainer Kit - Refer to Oil Base
 112A106 Piston & Pin (4)

15.0JC-4XR/11833U

Generator - 15JC4XN1C
 Control - Code 150 (W.D.612C2658)
 Code 212 (W.D.625A423)
 Engine - Spec U
 *141D725 Carburetor (Gas)

15.0JC-4XR/11833U (Continued)

*403A792 Skid Base Assy.
 134D1805 Air Outlet Duct

15.0JC-4XR/11837U

Generator - 15JC4XN1C
 Control - Code 149 (W.D.612C2657)
 Code 212 (W.D.625A423)
 Engine - Spec U
 *141D725 Carburetor (Gas)
 134D1805 Air Outlet Duct
 112A106 Piston & Pin (4)

15.0JC-4XR/11844U

Generator - 15JC4XN1C
 Control - Code 149 (W.D.612C2657)
 Code 212 (W.D.625A423)
 Engine - Spec U
 Vacu-Flo Cooled
 *141D725 Carburetor (Gas)
 112A106 Piston & Pin (4)

15.0JC-4XR/11949U

Generator - 15JC4XN1C
 Control - Code 32 (W.D.612B1543)
 Code 150 (W.D.612C2658)
 Code 212 (W.D.625A423)
 Engine - Spec U
 *141D725 Carburetor (Gas)
 *405A1723 Housing Assy.
 112A106 Piston & Pin (4)
 155P360 Exhaust Muffler
 140A78 Muffler Mounting Band (2)
 155A949 Flex. Exhaust Tube
 505-43 Exhaust Elbow

15.0JC-4XR/11950U

Generator - 15JC4XN1C
 Control - Code 150 (W.D.612C2658)
 Code 212 (W.D.625A423)
 Engine - Spec U
 *141D725 Carburetor (Gas)
 112A106 Piston & Pin (4)
 309P196 Hi-Temp. Cut-Off Switch
 309A195 Hi-Temp. Switch Bracket
 508A126 Hi-Temp. Switch Insulating Washer (2)
 508A127 Hi-Temp. Switch Insulating Bushing
 332A876 Hi-Temp. Switch Terminal

15.0JC-4XR/11974U

Generator - 15JC/133
 Control - Code 161 (W.D.612C2737)
 Code 201 (W.D.615B280)
 Code 212 (W.D.625A423)
 Engine - Spec U
 Vacu-Flo Cooled
 *141D725 Carburetor (Gas)
 112A106 Piston & Pin (4)
 309P171 Hi-Temp. Cut-Off Switch
 338A337 Hi-Temp. Switch Bracket

* - Refer to Accessory Section for Component Parts.

+ - See Engine Section for Optional Call Outs.

MODEL DATA SECTION

15.0JC-4XR31/8390U

Generator - 15JC4XN1C
Control - Code 260 (W.D.612C3100)
Code 212 (W.D.625A423)
Engine - Spec U
Vacu-Flo Cooled
*141D725 Carburetor (Gas)
307B845 Start Solenoid
306A195 Start Solenoid Bracket
338A470 Start Solenoid Wiring
Harness
307P312 Supply Line Fuel
Solenoid Valve -
Electric
149P558 Supply Line Fuel
Strainer

15.0JC-4XR31/11314U

Generator - 15JC4XN1C
Control - Code 150 (W.D.612C2658)
Code 208 (W.D.625A23)
Code 212 (W.D.625A423)
Engine - Spec U
*141D725 Carburetor (Gas)
+102B549 Oil Base
Oil Base Heater - Refer to
Oil Base
Oil Level Maintainer Kit -
Refer to Oil Base
134D1805 Air Outlet Duct
309P196 Hi-Temp. Cut-Off
Switch
309A195 Hi-Temp. Switch
Bracket
508A126 Hi-Temp. Switch
Insulating Washer (2)
508A127 Hi-Temp. Switch
Insulating Bushing
307P312 Supply Line Fuel
Solenoid Valve -
Electric
149P558 Supply Line Fuel
Strainer

15.0JC-5DR/7T

Generator - 15JC5DN1C
Control - Code 32 (W.D.612B1543)
Code 149 (W.D.612C2657)
Code 212 (W.D.625A423)
Engine - Spec T
*140K893 Carburetor Air Heater
Kit
*405A1421 Housing Assy.

15.0JC-5DR/12T

Generator - 15JC5DN1C
Control - Code 149 (W.D.612C2657)
Code 212 (W.D.625A423)
Engine - Spec T
*141D720 Carburetor (Gas-Gaso)

15.0JC-5DR/13U

Generator - 15JC5DN1C
Control - Code 149 (W.D.612C2657)
Code 212 (W.D.625A423)
Engine - Spec U
*141D725 Carburetor (Gas)

15.0JC-5DR/96T

Generator - 15JC5DN1C
Control - Code 150 (W.D.612C2658)
Code 212 (W.D.625A423)
Engine - Spec T
*140K894 Carburetor Air Heater
Kit

15.0JC-5DR/1041T

Generator - 15JC5DN1C
Control - Code 32 (W.D.612B1543)
Code 149 (W.D.612C2657)
Code 212 (W.D.625A423)
Engine - Spec T
*140K893 Carburetor Air Heater
Kit
*159A799 Fuel Tank Assy.
*405A1421 Housing Assy.

15.0JC-5DR/1282T

Generator - 15JC5DN1C
Control - Code 150 (W.D.612C2658)
Code 212 (W.D.625A423)
Engine - Spec T
*141D720 Carburetor (Gas-Gaso)
309P196 Hi-Temp. Cut-Off
Switch
309A195 Hi-Temp. Switch
Bracket
508A126 Hi-Temp. Switch
Insulating Washer (2)
508A127 Hi-Temp. Switch
Insulating Bushing
332A876 Hi-Temp. Switch
Terminal

15.0JC-5DR/2123T

Generator - 15JC5DN1C
Control - Code 32 (W.D.612B1543)
Code 150 (W.D.612C2658)
Code 212 (W.D.625A423)
Engine - Spec T
*140K893 Carburetor Air Heater
Kit
*159A799 Fuel Tank Assy.
*405A1421 Housing Assy.

15.0JC-5DR/2468T

Generator - 15JC5DN1C
Control - Code 149 (W.D.612C2657)
Code 212 (W.D.625A423)
Engine - Spec T
*140K893 Carburetor Air Heater
Kit
134D1805 Air Outlet Duct

15.0JC-5DR31/13U

Generator - 15JC5DN1C
Control - Code 259 (W.D.612C3099)
Code 212 (W.D.625A423)
Engine - Spec U
*141D725 Carburetor (Gas)
307B845 Start Solenoid
306A195 Start Solenoid Bracket
338A470 Start Solenoid Wiring
Harness

15.0JC-5DR31/13U (Continued)

307P312 Supply Line Fuel
Solenoid Valve -
Electric
149P558 Supply Line Fuel
Strainer

15.0JC-5DR/3195T

Generator - 15JC5DN1C
Control - Code 149 (W.D.612C2657)
Code 212 (W.D.625A423)
Engine - Spec T
*141D725 Carburetor (Gas)
309P196 Hi-Temp. Cut-Off
Switch
309A195 Hi-Temp. Switch
Bracket
508A126 Hi-Temp. Switch
Insulating Washer (2)
508A127 Hi-Temp. Switch
Insulating Bushing
332A876 Hi-Temp. Switch
Terminal

15.0JC-5DR/3631T

Generator - 15JC5DN1C
Control - Code 32 (W.D.612B1543)
Code 67 (W.D.612B1870)
Code 150 (W.D.612C2658)
Code 212 (W.D.625A423)
Engine - Spec T
*140K893 Carburetor Air Heater
Kit
*159A799 Fuel Tank Assy.
*405A1422 Housing Assy.
309P196 Hi-Temp. Cut-Off
Switch
309A195 Hi-Temp. Switch
Bracket
508A126 Hi-Temp. Switch
Insulating Washer (2)
508A127 Hi-Temp. Switch
Insulating Bushing
332A876 Hi-Temp. Switch
Terminal

15.0JC-5DR/8390U

Generator - 15JC5DN1C
Control - Code 149 (W.D.612C2657)
Code 212 (W.D.625A423)
Engine - Spec U
Vacu-Flo Cooled
*141D725 Carburetor (Gas)

15.0JC-5DR/8613T

Generator - 15JC5DN1C
Control - Code 150 (W.D.612C2658)
Code 212 (W.D.625A423)
Engine - Spec T
Vacu-Flo Cooled
*140K892 Carburetor Air Heater
Kit
*159B760 Reservoir Tank Assy.

15.0JC-5DR/9574T

Generator - 15JC5DN1C
Control - Code 32 (W.D.612B1543)

- * - Refer to Accessory Section for Component Parts.
- + - See Engine Section for Optional Call Outs.

MODEL DATA SECTION

301

15.0JC-5DR/9574T (Continued)
Code 149 (W.D.612C2657)
Code 208 (W.D.625A23)
Code 212 (W.D.625A423)

Engine - Spec T
*141D725 Carburetor (Gas)
*405A1421 Housing Assy.
+102B549 Oil Base
Oil Base Heater - Refer to Oil Base
Oil Level Maintainer Kit - Refer to Oil Base

15.0JC-5DR/9705T
Generator - 15JC5DN1C
Control - Code 149 (W.D.612C2657)
Code 208 (W.D.625A23)
Code 212 (W.D.625A423)

Engine - Spec T
*141D725 Carburetor (Gas)
+102B549 Oil Base
Oil Base Heater - Refer to Oil Base
Oil Level Maintainer Kit - Refer to Oil Base

15.0JC-5DR/10170T
Generator - 15JC5DN1C
Control - Code 32 (W.D.612B1543)
Code 150 (W.D.612C2658)
Code 212 (W.D.625A423)

Engine - Spec T
*140K677 Oil Bath Air Cleaner Kit
*159A799 Fuel Tank Assy.
*405A1421 Housing Assy.

15.0JC-5DR/11608T
Generator - 15JC5DN1C
Control - Code 32 (W.D.612B1543)
Code 237 (W.D.612C2873)
Code 212 (W.D.625A423)

Engine - Spec T
*141D720 Carburetor (Gas-Gaso)
*405A1421 Housing Assy.
*140K677 Oil Bath Air Cleaner Kit
309P206 Hi-Temp. Cut-Off Switch
309A195 Hi-Temp. Switch Bracket
508A126 Hi-Temp. Switch Insulating Washer (2)
508A127 Hi-Temp. Switch Insulating Bushing
332A876 Hi-Temp. Switch Terminal

15.0JC-5DR/11724T
Generator - 15JC5DN1C
Control - Code 149 (W.D.612C2657)
Code 212 (W.D.625A423)

Engine - Spec T
*141D725 Carburetor (Gas)
*134D1810 Air Shutter Assy.
309P196 Hi-Temp. Cut-Off Switch

15.0JC-5DR/11724T (Continued)

309A195 Hi-Temp. Switch Bracket
508A126 Hi-Temp. Switch Insulating Washer (2)
508A127 Hi-Temp. Switch Insulating Bushing
332A876 Hi-Temp. Switch Terminal
307P312 Supply Line Fuel Solenoid Valve - Electric
149P558 Supply Line Fuel Strainer

15.0JC-5DR/11799U
Generator - 15JC5DN1C
Control - Code 32 (W.D.612B1543)
Code 150 (W.D.612C2658)
Code 212 (W.D.625A423)

Engine - Spec U
*141D725 Carburetor (Gas)
*405A1723 Housing Assy.
+102B549 Oil Base
Oil Base Heater - Refer to Oil Base
Oil Level Maintainer Kit - Refer to Oil Base
112A106 Piston & Pin (4)
155P360 Exhaust Muffler
140A78 Muffler Mounting Band (2)
155A949 Flex. Exhaust Tube
505-43 Exhaust Elbow

15.0JC-5DR/11846U
Generator - 15RJ471
Control - Code 212 (W.D.625A423)
Engine - Spec U

*141D725 Carburetor (Gas)
134D1882 Air Outlet Duct
154B721 Exhaust Manifold
115B179 Rocker Box Cover
134D1178 Crank Support Grille
309P196 Hi-Temp. Cut-Off Switch
309A195 Hi-Temp. Switch Bracket
508A126 Hi-Temp. Switch Insulating Washer (2)
508A127 Hi-Temp. Switch Insulating Bushing
332A876 Hi-Temp. Switch Terminal
140P721 Air Cleaner
140P765 Air Cleaner Replacement Element
140P722 Air Cleaner Mounting Band (2)
140B720 Air Cleaner Mounting Bracket
503P419 Air Cleaner Elbow - Rubber
503P365 Air Cleaner Hose Clamp (4)
140A852 Air Cleaner Hose Support

15.0JC-5DR/11846U (Continued)

140B740 Air Cleaner Air Inlet Tube
503A407 Air Cleaner Connecting Hose
148C311 Gas Regulator
148P34 Primary Gas Regulator
307P312 Magnetic Valve
502-237 Regulator Elbow - 1/2 x 3/8
505-102 Regulator Nipple - 3/4 x 1-3/8 (2)

15.0JC-5DR/11917U
Generator - 15JC5DN1C
Control - Code 149 (W.D.612C2657)
Code 212 (W.D.625A423)
Engine - Spec U
*141D725 Carburetor (Gas)
134D1805 Air Outlet Duct

15.0JC-5DR/11971U
Generator - 15JC5DN1C
Control - Code 149 (W.D.612C2657)
Code 212 (W.D.625A423)
Engine - Spec U
Vacu-Flo Cooled
*141D725 Carburetor (Gas)

15.0JC-5DR/12029T
Generator - 15JC5DN1C
Control - Code 32 (W.D.612B1543)
Code 67 (W.D.612B1870)
Code 150 (W.D.612C2657)
Code 208 (W.D.625A23)
Code 212 (W.D.625A423)

Engine - Spec T
*140K893 Carburetor Air Heater Kit
*159A799 Fuel Tank Assy.
*405A1422 Housing Assy.
+102B549 Oil Base
Oil Base Heater - Refer to Oil Base
Oil Level Maintainer Kit - Refer to Oil Base
309P196 Hi-Temp. Cut-Off Switch
309A195 Hi-Temp. Switch Bracket
508A126 Hi-Temp. Switch Insulating Washer (2)
508A127 Hi-Temp. Switch Insulating Bushing
322A876 Hi-Temp. Switch Terminal

15.0JC-9XR/3980U
Generator - 15JC9XN1C
Control - Code 149 (W.D.612C2657)
Code 212 (W.D.625A423)
Engine - Spec U
*141D725 Carburetor (Gas)
112A106 Piston & Pin (4)

* - Refer to Accessory Section for Component Parts.
+ - See Engine Section for Optional Call Outs.

MODEL DATA SECTION

15.0JC-9XR/11623T

Generator - 15JC/127
 Control - Code 159 (W.D.612C2735)
 Code 374 (W.D.615B345)
 Code 212 (W.D.625A423)
 Engine - Spec T
 *140K894 Carburetor Air Heater
 Kit
 309P196 Hi-Temp. Cut-Off
 Switch
 309A195 Hi-Temp. Switch
 Bracket
 508A126 Hi-Temp. Switch
 Insulating Washer (2)
 508A127 Hi-Temp. Switch
 Insulating Bushing
 332A876 Hi-Temp. Switch
 Terminal

15.0JC-9XR/11814U

Generator - 15JC/127
 Control - Code 161 (W.D.612C2737)
 Code 374 (W.D.615B345)
 Code 212 (W.D.625A423)
 Engine - Spec U
 *141D725 Carburetor (Gas)
 112A106 Piston & Pin (4)
 309P206 Hi-Temp. Cut-Off
 Switch
 309A195 Hi-Temp. Switch
 Bracket
 508A126 Hi-Temp. Switch
 Insulating Washer (2)
 508A127 Hi-Temp. Switch
 Insulating Bushing
 332A876 Hi-Temp. Switch
 Terminal

15.0JC-99R/5890T

Generator - 15JC/259
 Control - Code 243 (W.D.612C2923)
 Code 212 (W.D.625A423)
 Engine - Spec T
 *140K893 Carburetor Air Heater
 Kit
 134D1805 Air Outlet Duct
 309P196 Hi-Temp. Cut-Off
 Switch
 309A195 Hi-Temp. Switch
 Bracket
 508A126 Hi-Temp. Switch
 Insulating Washer (2)
 508A127 Hi-Temp. Switch
 Insulating Bushing
 332A876 Hi-Temp. Switch
 Terminal

15.0JC-99R/10659T

Generator - 15JC/276
 Control - Code 32 (W.D.612B1543)
 Code 129 (W.D.612B2449)
 Code 168 (W.D.612C2807)
 Code 221 (W.D.625A632)
 Engine - Spec T
 *140K893 Carburetor Air Heater
 Kit
 *405A1422 Housing Assy.

15.0JC-99R/10659T (Continued)

309P196 Hi-Temp. Cut-Off
 Switch
 309A195 Hi-Temp. Switch
 Bracket
 508A126 Hi-Temp. Switch
 Insulating Washer (2)
 508A127 Hi-Temp. Switch
 Insulating Bushing
 332A876 Hi-Temp. Switch
 Terminal

15.0JC-99R/11649T

Generator - 15JC/437
 Control - Code 32 (W.D.612B1543)
 Code 366 (W.D.612C4038)
 Code 221 (W.D.625A632)
 Engine - Spec T
 *140K893 Carburetor Air Heater
 Kit
 *405A1724 Housing Assy.
 155P360 Exhaust Muffler
 140A78 Muffler Mounting Band
 (2)
 155A949 Flex. Exhaust Tube
 505-43 Exhaust Elbow

15.0JC-99R/11863T

Generator - 15JC/276
 Control - Code 32 (W.D.612B1543)
 Code 93 (W.D.612B2185)
 Code 255 (W.D.612C3045)
 Code 221 (W.D.625A632)
 Engine - Spec T
 *140K893 Carburetor Air Heater
 Kit
 *405A1422 Housing Assy.

15.0JC-99R/11889T

Generator - 15JC/276
 Control - Code 32 (W.D.612B1543)
 Code 129 (W.D.612B2449)
 Code 255 (W.D.612C3045)
 Code 221 (W.D.625A632)
 Engine - Spec T
 *140K893 Carburetor Air Heater
 Kit
 *405A1424 Housing Assy. - NOTE:
 Uses #134D1810 Air
 Shutter Assy.

15.0JC-99R/11959T

Generator - 15JC/425
 Control - Code 415 (W.D.612C4609)
 Code 416 (W.D.612B4610)
 Code 221 (W.D.625A632)
 Engine - Spec T
 *140K893 Carburetor Air Heater
 Kit
 *405A1421 Housing Assy.

MODEL DATA SECTION

335

15.0JC-5DR31/12260U (Continued)

Code 212 (W.D.625A423)
Code 208 (W.D.625A23)
Engine - Spec U
Vacu-Flo Cooled
*141D725 Carburetor (Gas)
*403A792 Skid Base Assy.
+102B549 Oil Base
Oil Base Heater - Refer to Oil Base
Oil Level Maintainer Kit - Refer to Oil Base
416B522 Battery Support Plate
307B845 Start Solenoid
306A195 Start Solenoid Bracket
309P171 Hi-Temp. Cut-Off Switch
338A337 Hi-Temp. Switch
Wiring Harness
307P312 Supply Line Fuel Solenoid Valve - Electric
149P558 Supply Line Fuel Strainer

15.0JC-5DR131/11917U

Generator - 15JC5DN1C
Control - Code 259 (W.D.612C3099)
Code 212 (W.D.625A423)
Engine - Spec U
*141D725 Carburetor (Gas) LPG
134D1805 Air Outlet Duct
307P312 Supply Line Fuel Solenoid Valve - Electric
149P558 Supply Line Fuel Strainer
307B845 Start Solenoid
306A195 Start Solenoid Bracket
338A470 Start Solenoid Wiring Harness

15.0JC-5DR131/12618U

Generator - 15JC5DN1C
Control - Code 32 (W.D.612B1543)
Code 259 (W.D.612C3099)
Code 427 (W.D.612B4701)
Code 212 (W.D.625A423)
Code 208 (W.D.625A23)
Engine - Spec U
*141D725 Carburetor (Gas) LPG
*405A1424 Housing Assy. - NOTE:
Uses #134D1810 Air Shutter Assy.
+102B549 Oil Base
Oil Base Heater - Refer to Oil Base
Oil Level Maintainer Kit - Refer to Oil Base
307N845 Start Solenoid
306A195 Start Solenoid Bracket
338A470 Starter to Solenoid Wiring Harness
307P312 Supply Line Fuel Solenoid Valve - Electric

15.0JC-5DR131/12618U (Continued)

149P558 Supply Line Fuel Strainer

15.0JC-7R/1T

Generator - 15JC/514
Control - Code 149 (W.D.612C2657)
Code 221 (W.D.625A632)
Engine - Spec T
*140K894 Carburetor Air Heater Kit

15.0JC-9XR/12118U

Generator - 15JC9XN1C
Control - Code 363 (W.D.612C4012)
Code 374 (W.D.615B345)
Code 212 (W.D.625A423)
Code 208 (W.D.625A23)
Engine - Spec U
*141D725 Carburetor (Gas)
+102B549 Oil Base
Oil Base Heater - Refer to Oil Base
Oil Level Maintainer Kit - Refer to Oil Base
112A106 Piston & Pin (4)
154B1224 Intake Manifold
148A367 Vacuum Switch
502-53 Vacuum Switch Elbow
505-98 Vacuum Switch Nipple

15.0JC-9XR/12326U

Generator - 15JC/507
Control - Code 421 (W.D.612C4662)
Code 374 (W.D.615B345)
Code 215 (W.D.625A496)
Code 208 (W.D.625A23)
Engine - Spec U
*141D725 Carburetor (Gas)
+102B549 Oil Base
Oil Base Heater - Refer to Oil Base
Oil Level Maintainer Kit - Refer to Oil Base
112A106 Piston & Pin (4)
154B1224 Intake Manifold
148A367 Vacuum Switch
502-53 Vacuum Switch Elbow
505-98 Vacuum Switch Nipple
309A206 Hi-Temp. Cut-Off Switch
309A195 Hi-Temp. Switch Bracket
508A126 Hi-Temp. Switch Insulating Washer (2)
508A127 Hi-Temp. Switch Insulating Bushing
332A876 Hi-Temp. Switch Terminal

15.0JC-9XR/12370U

Generator - 15JC9XN1C
Control - Code 149 (W.D.612C2657)
Code 212 (W.D.625A423)
Engine - Spec U

15.0JC-9XR/12370U (Continued)

*141D725 Carburetor (Gas)
112A106 Piston & Pin (4)
309P196 Hi-Temp. Cut-off Switch
309A195 Hi-Temp. Switch Bracket
508A126 Hi-Temp. Switch Insulating Washer (2)
508A127 Hi-Temp. Switch Insulating Bushing
332A876 Hi-Temp. Switch Terminal

15.0JC-9XR/12399U

Generator - 15JC9XN1C
Control - Code 363 (W.D.612C4012)
Code 212 (W.D.625A423)
Engine - Spec U
*141D725 Carburetor (Gas)
112A106 Piston & Pin (4)
154B1224 Intake Manifold
148A367 Vacuum Switch
502-53 Vacuum Switch Elbow
505-98 Vacuum Switch Nipple
309P196 Hi-Temp. Cut-Off Switch
309A195 Hi-Temp. Switch Bracket
508A126 Hi-Temp. Switch Insulating Washer (2)
508A127 Hi-Temp. Switch Insulating Bushing
332A876 Hi-Temp. Switch Terminal

15.0JC-9XR/12623U

Generator - 15JC/513
Control - Code 420 (W.D.612C4641)
Code 374 (W.D.615B345)
Code 212 (W.D.625A423)
Engine - Spec U
*141D725 Carburetor (Gas)
112A106 Piston & Pin (4)
309P206 Hi-Temp. Cut-Off Switch
309A195 Hi-Temp. Switch Bracket
508A126 Hi-Temp. Switch Insulating Washer (2)
508A127 Hi-Temp. Switch Insulating Bushing
332A876 Hi-Temp. Switch Terminal
154B1224 Intake Manifold
148A367 Vacuum Switch
502-53 Vacuum Switch Elbow
505-98 Vacuum Switch Nipple

15.0JC-9XR/13035U

Generator - 15JC9XN1C
Control - Code 150 (W.D.612C2658)
Code 433 (W.D.615B364)
Code 212 (W.D.625A423)
Engine - Spec U
Vacu-Flo Cooled
*141D725 Carburetor (Gas)

* - Refer to Accessory Section for Component Parts.
+ - See Engine Section for Optional Call Outs.

MODEL DATA SECTION

15.0JC-9XR/13035U (Continued)

309P162 Hi-Temp. Cut-Off Switch
338A337 Hi-Temp. Switch
Wiring Harness

15.0JC-9XR/13123U

Generator - 15JC/127
Control - Code 159 (W.D.612C2735)
Code 374 (W.D.615B345)
Code 212 (W.D.625A423)

Engine - Spec U

*141D725 Carburetor (Gas)
112A106 Piston & Pin (4)
309P196 Hi-Temp. Cut-Off Switch
309A195 Hi-Temp. Switch Bracket
508A126 Hi-Temp. Switch
Insulating Washer (2)
508A127 Hi-Temp. Switch
Insulating Bushing
332A876 Hi-Temp. Switch
Terminal

15.0JC-99R/9609T

Generator - 15JC/276
Control - Code 32 (W.D.612C1543)
Code 93 (W.D.612B2185)
Code 255 (W.D.612C3045)
Code 221 (W.D.625A632)
Engine - Spec T
*140K893 Carburetor Air Heater
Kit
*405A1422 Housing Assy.
*159A799 Fuel Tank Assy.

15.0JC-99R/12158T

Generator - 15JC/276
Control - Code 32 (W.D.612B1543)
Code 129 (W.D.612B2449)
Code 255 (W.D.612C3045)
Code 221 (W.D.625A632)

Engine - Spec T

*140K893 Carburetor Air Heater
Kit
*405A1422 Housing Assy.
*159A799 Fuel Tank Assy.

15.0JC-99R/12390T

Generator - 15JC/276
Control - Code 32 (W.D.612B1543)
Code 129 (W.D.612B2449)
Code 168 (W.D.612C2807)
Code 221 (W.D.625A632)

Engine - Spec T

*140K893 Carburetor Air Heater
Kit
*159A799 Fuel Tank Assy.
*405A1422 Housing Assy.
309P196 Hi-Temp. Cut-Off Switch
309P195 Hi-Temp. Switch Bracket
508A126 Hi-Temp. Switch
Insulating Washer (2)
508A127 Hi-Temp. Switch
Insulating Bushing
332A876 Hi-Temp. Switch
Terminal

15.0JC-99R/12473T

Generator - 15JC/276
Control - Code 32 (W.D.612B1543)
Code 428 (W.D.612C4711)
Code 221 (W.D.625A632)

Engine - Spec T

*140K893 Carburetor Air Heater
Kit
*405A1422 Housing Assy.

15.0JC-99R/12893T

Generator - 15JC/276
Control - Code 32 (W.D.612B1543)
Code 129 (W.D.612B2449)
Code 168 (W.D.612C2807)
Code 221 (W.D.625A632)

Engine - Spec T

*140K893 Carburetor Air Heater
Kit
*405A1424 Housing Assy. - NOTE:
Uses #134D810 Air
Shutter Assy.
309P196 Hi-Temp. Cut-Off
Switch
309A195 Hi-Temp. Switch
Bracket
508A126 Hi-Temp. Switch
Insulating Washer (2)
508A127 Hi-Temp. Switch
Insulating Bushing
332A876 Hi-Temp. Switch
Terminal

15.0JC-99R/13092T

Generator - 15JC/276
Control - Code 32 (W.D.612B1543)
Code 129 (W.D.612B2449)
Code 168 (W.D.612C2807)
Code 208 (W.D.625A23)
Code 221 (W.D.625A632)

Engine - Spec T

*140K893 Carburetor Air Heater
Kit
*405A1726 Housing Assy.
+102B549 Oil Base
Oil Base Heater - Refer to Oil
Base
Oil Level Maintainer Kit -
Refer to Oil Base
309B196 Hi-Temp. Cut-Off
Switch
309A195 Hi-Temp. Switch Bracket
508A126 Hi-Temp. Switch
Insulating Washer (2)
508A127 Hi-Temp. Switch
Insulating Bushing
332A876 Hi-Temp. Switch
Terminal
155P360 Exhaust Muffler
140A76 Muffler Mounting
Band (2)
155A949 Flex. Exhaust Tube
505-43 Exhaust Elbow

15.0JC-4R/12596U

Generator - 15JC4N4C
Control - Code 23 (W.D.612B1469)
Code 32 (W.D.612B1543)
Code 149 (W.D.612C2657)
Code 221 (W.D.625A632)

Engine - Spec U

*141D725 Carburetor (Gas)
*405A1424 Housing Assy. - NOTE:
Uses #134D1810 Air
Shutter Assy.
309P196 Hi-Temp. Cut-Off
Switch
309A195 Hi-Temp. Switch
Bracket
508A126 Hi-Temp. Switch
Insulating Washer (2)
508A127 Hi-Temp. Switch
Insulating Bushing
332A876 Hi-Temp. Switch Terminal

12.5JC-3CR/12752T

Generator - 10JC3N4C
Control - Code 32 (W.D.612B1543)
Code 150 (W.D.612C2658)
Code 208 (W.D.625A23)
Code 221 (W.D.625A632)
Engine - Spec T
*140K893 Carburetor Air Heater
Kit
*405A1723 Housing Assy.
+102B549 Oil Base
Oil Base Heater - Refer to
Oil Base
Oil Level Maintainer Kit - Refer
to Oil Base
155P360 Exhaust Muffler
140A78 Muffler Mounting Band (2)
155A949 Flex. Exhaust Tube
505-43 Exhaust Elbow

12.5JC-4XR/12192U

Generator - 10JC4XN1C
Control - Code 166 (W.D.612C2790)
Code 201 (W.D.615B280)
Code 212 (W.D.625A423)
Engine - Spec U
*141D725 Carburetor (Gas)

10.0JC-57R/11606T

Generator - 10JC57N4C
Control - Code 429 (W.D.612C4712)
Code 222 (W.D.625A633)
Engine - Spec T
*140K894 Carburetor Air Heater
Kit
+102B549 Oil Base
Oil Base Heater - Refer to Oil
Base
Oil Level Maintainer Kit -
Refer to Oil Base

* - Refer to Accessory Section for Component Parts.

+ - See Engine Section for Optional Call Outs.

MODEL DATA SECTION

337

12.5JC-3CR/1AA

Generator - 2006-0005
Control - Code 439 (W.D. 612-4793)
Engine - Spec AA
*140-0894 Carburetor Air Preheater Kit

12.5JC-3CR/7AA

Generator - 2006-0005
Control - Code 439 (W.D. 612-4793)
Code 32 (W.D. 612-1543)
Engine - Spec AA
*405-1421 Housing Assembly
134-1805 Duct Assembly
140-0789 Heat Shield
133-0187 Adapter
503-0458 Clamp
*140-0893 Carburetor Air Preheater Kit

12.5JC-3CR/12AA

Generator - 2006-0005
Control - Code 439 (W.D. 612-4793)
Engine - Spec AA
*141-0720 Carburetor (Gas-Gaso)

12.5JC-3CR/13AA

Generator 2006-0005
Control - Code 439 (W.D. 612-4793)
Engine - Spec AA
*141-0725 Carburetor (Straight Gas)

12.5JC-3CR31/13AA (Penn State)

Generator - 2006-0005
Control - Code 439 (W.D. 612-4793)
Engine - Spec AA
*141-0725 Carburetor (Straight Gas)

12.5JC-3CR/55AA

Generator - 2006-0005
Control - Code 440 (W.D. 612-4794)
Engine - Spec AA
*141-0720 Carburetor (Gas-Gaso)
309-0169 Low Oil Pressure Cutoff Switch
502-0053 Elbow 45°

12.5JC-3CR/96AA

Generator - 2006-0005
Control - Code 440 (W.D. 612-4794)
Engine - Spec AA
*140-0894 Carburetor Preheater Kit
309-0169 Low Oil Pressure Cutoff Switch
502-0053 Elbow 45°

12.5JC-3CR/1018AA

Generator - 2006-0005
Control - Code 439 (W.D. 612-4793)
Code 32 (W.D. 612-1543)
Engine - Spec AA
*141-0720 Carburetor (Gas-Gaso)
*405-1421 Housing Assembly
134-1805 Duct Assembly

12.5JC-3CR/1041AA

Generator - 2006-0005
Control - Code 439 (W.D. 612-4793)
Code 32 (W.D. 612-1543)
Engine - Spec AA
*140-0893 Carburetor Air Preheater Kit
*405-1421 Housing Assembly
*159-0799 Fuel Tank Assembly
134-1805 Air Duct
140-0789 Heat Shield
133-0187 Hose Adapter
503-0458 Clamp

12.5JC-3CR/1075AA

Generator - 2006-0005
Control - Code 439 (W.D. 612-4793)
Code 32 (W.D. 612-1543)
Engine - Spec AA
*141-0725 Carburetor (Gas)
*405-1421 Housing Assembly
134-1805 Duct

12.5JC-3CR/1239T

Generator - 10JC3N4C
Control - Code 149 (W.D. 612-2657)
Code 221 (W.D. 625-0632)
Code 32 (W.D. 612-1543)
Engine - Spec T
*159-0799 Fuel Tank Assembly
*141-0720 Carburetor (Gas-Gaso)
*405-1421 Housing Assembly
134-1805 Duct Assembly

12.5JC-3CR/1282AA

Generator - 2006-0005
Control - Code 440 (W.D. 612-4794)
Engine - Spec AA
*141-0720 Carburetor (Gas-Gaso)
309-0196 Thermostat Switch (HATKO)
309-0195 Bracket
309-0169 Low Oil Pressure Cutoff Switch
502-0053 Elbow 45°

12.5JC-3CR/1681AA

Generator - 2006-0005
Control - Code 439 (W.D. 612-4793)
Engine - Spec AA
*140-0894 Carburetor Air Preheater Kit
309-0196 Thermostat Switch (HATKO)
309-0195 Bracket (HATKO)

12.5JC-3CR/1869AA

Generator - 2006-0005
Control - Code 454 (W.D. 612-4883)
Engine - Spec AA
*141-0725 Carburetor (Gas)
154-1224 Intake Manifold
502-0053 Vacuum Switch Elbow
505-0098 Vacuum Switch Nipple
148-0367 Vacuum Switch

12.5JC-3CR/1983AA

Generator - 2006-0005
Control - Code 440 (W.D. 612-4794)
Engine - Spec AA
*141-0725 Carburetor (Gas)
309-0169 Low Oil Pressure Cutoff Switch
502-0053 Elbow 45°
149-0638 Fuel Pump Cover

12.5JC-3CR/2198AA

Generator - 2006-0005
Control - Code 440 (W.D. 612-4794)
Engine - Spec AA
*140-0894 Carburetor Air Preheater Kit
309-0169 Low Oil Pressure Cutoff Switch
502-0053 Elbow Switch
309-0196 Thermostat Switch (HATKO)
309-0195 Bracket (HATKO)

12.5JC-3CR/2442AA

Generator - 2006-0005
Control - Code 439 (W.D. 612-4793)
Engine - Spec AA
*141-0720 Carburetor (Gas-Gaso)
134-1805 Air Duct
134-1375 Plate

12.5JC-3CR/2468AA

Generator - 2006-0005
Control - Code 439 (W.D. 612-4793)
Engine - Spec AA
*140-0893 Carburetor Air Preheater Kit
134-1805 Duct Assembly
134-1375 Plate
140-0789 Heat Shield
133-0187 Adapter
503-0458 Clamp

12.5JC-3CR/2539AA

Generator - 2006-0005
Control - Code 439 (W.D. 612-4793)
Engine - Spec AA
*141-0725 Carburetor (Gas)
134-1805 Duct Assembly
134-1375 Plate

12.5JC-3CR/2669T

Generator - 10JC3N4C
Control - Code 149 (W.D. 612-2657)
Code 221 (W.D. 625-0632)
Engine - Spec T
*140-0894 Carburetor Air Preheater Kit
*159-0760 Day Tank Assembly
134-1805 Duct Assembly
134-1375 Plate
133-0187 Hose Adapter
140-0789 Heat Shield
503-0458 Clamp

* - Refer to Accessory Section for Component Parts.
+ - See Engine Section for Optional Call Outs.

MODEL DATA SECTION

12.5JC-3CR/2701AA

Generator - 2006-0005
Control - Code 440 (W.D. 612-4794)
Engine - Spec AA
*140-0893 Carburetor Air Preheater Kit
134-1805 Air Duct
134-1375 Plate
140-0789 Heat Shield
133-0187 Hose Adapter
503-0458 Clamp
309-0169 Low Oil Pressure Cutoff Switch
502-0053 Elbow 45°
309-0196 Thermostat Switch (HATKO)
309-0195 Bracket (HATKO)

12.5JC-3CR/2731AA

Generator - 2006-0005
Control - Code 440 (W.D. 612-4794)
Engine - Spec AA
*141-0720 Carburetor (Gas-Gaso)
309-0169 Low Oil Pressure Cutoff Switch
502-0053 Elbow 45°
134-1805 Duct Assembly
134-1375 Plate

12.5JC-3CR/2823AA

Generator - 2006-0005
Control - Code 440 (W.D. 612-4794)
Code 32 (W.D. 612-1543)
Engine - Spec AA
*140-0894 Carburetor Air Preheater Kit
*405-1421 Housing Assembly
309-0169 Low Oil Pressure Cutoff Switch
502-0053 Elbow 45°
134-1805 Duct Assembly
140-0789 Heat Shield
133-0187 Adapter
503-0458 Clamp

12.5JC-3CR/2896AA

Generator - 2006-0005
Control - Code 440 (W.D. 612-4794)
Engine - Spec AA
*141-0725 Carburetor (Gas)
309-0196 Thermostat Switch
309-0195 Bracket
309-0169 Low Oil Pressure Cutoff Switch
502-0053 Elbow 45°

12.5JC-3CR/2896U

Generator - 10JC3N4C
Control - Code 150 (W.D. 612-2658)
Code 221 (W.D. 625-0632)
Engine - Spec U
*141-0725 Carburetor (Gas)
309-0196 Thermostat Switch (HATKO)
309-0195 Bracket (HATKO)
309-0169 Low Oil Pressure Cutoff Switch
502-0053 Elbow 45°

12.5JC-3CR/3098AA

Generator - 2006-0005
Control - Code 440 (W.D. 612-4794)
Engine - Spec AA
*141-0720 Carburetor (Gas-Gaso)
134-1805 Duct Assembly
134-1375 Plate
309-0169 Low Oil Pressure Cutoff Switch
502-0053 Elbow 45°
309-0196 Thermostat Switch (HATKO)
309-0195 Bracket (HATKO)

12.5JC-3CR/3231U

Generator - 10JC3N4C
Control - Code 150 (W.D. 612-2658)
Code 221 (W.D. 625-0632)
Code 32 (W.D. 612-1543)
Engine - Spec U
*140-0725 Carburetor (Gas)
*405-1421 Housing Assembly
134-1805 Duct Assembly
309-0196 Thermostat Switch (HATKO)
309-0195 Bracket (HATKO)
309-0169 Low Oil Pressure Cutoff Switch
502-0053 Elbow 45°

12.5JC-3CR/5114AA

Generator - 2006-0005
Control - Code 440 (W.D. 612-4794)
Code 32 (W.D. 612-1543)
Engine - Spec AA
*405-1421 Housing Assembly
*140-0894 Carburetor Air Preheater Kit
*159-0799 Fuel Tank Assembly
309-0169 Low Oil Pressure Cutoff Switch
502-0053 Elbow 45°
309-0196 Thermostat Switch (HATKO)
309-0195 Bracket (HATKO)
134-1805 Duct Assembly
503-0458 Clamp
140-0789 Heat Shield
133-0187 Hose Adapter

12.5JC-3CR/5663AA

Generator - 2006-0005
Control - Code 446 (W.D. 612-4848)
Engine - Spec AA
*140-0894 Carburetor Air Preheater Kit
309-0169 Low Oil Pressure Cutoff Switch
502-0053 Elbow, Switch 45°
309-0196 Thermostat Switch (HATKO)
309-0195 Bracket (HATKO)

12.5JC-3CR/5764T

Generator - 10JC3N4C
Control - Code 150 (W.D. 612-2658)
Code 221 (W.D. 625-0632)
Engine - Spec T

12.5JC-3CR/5764T (Continued)

309-0196 Thermostat Switch
309-0195 Bracket
309-0169 Low Oil Pressure Cutoff Switch
502-0053 Elbow 45°
140-0721 Air Cleaner
140-0722 Band (2)
140-0720 Air Cleaner Bracket
503-0419 Elbow
503-0365 Hose Clamp
140-0740 Air Tube
503-0407 Connecting Hose
503-0365 Hose Clamp (3)
140-0723 Precleaner

12.5JC-3CR/6074T

Generator - 10JC3N4C
Control - Code 150 (W.D. 612-2658)
Code 221 (W.D. 625-0632)
Engine - Spec T
*141-0720 Carburetor (Gas-Gaso)
309-0196 Thermostat Switch (HATKO)
309-0195 Bracket (HATKO)
134-1810 Air Duct with Shutter
309-0169 Low Oil Pressure Cutoff Switch
502-0053 Elbow 45°

12.5JC-3CR/6485AA

Generator - 2006-0005
Control - Code 439 (W.D. 612-4793)
Code 32 (W.D. 612-1543)
Engine - Spec AA
*140-0893 Carburetor Air Preheater Kit
*159-0799 Fuel Tank Assembly
*405-1723 Housing Assembly
134-1805 Duct
140-0789 Heat Shield
505-0043 Elbow
503-0458 Clamp
133-0187 Hose Adapter
155-0949 Exhaust Tube
140-0078 Bands (2)
155-0360 Muffler

12.5JC-3CR/6921AA

Generator - 2006-0005
Control - Code 440 (W.D. 612-4794)
Code 32 (W.D. 612-1543)
Engine - Spec AA
*140-0894 Carburetor Air Preheater Kit
*405-1723 Housing Assembly
*159-0799 Fuel Tank Assembly
309-0169 Low Oil Pressure Cutoff Switch
502-0053 Elbow 45°
134-1805 Air Duct
140-0789 Heat Shield
133-0187 Adapter
503-0458 Clamp
155-0360 Muffler
140-0078 Bands (2)
155-0949 Flexible Exhaust Tube
505-0043 Elbow Pipe

* - Refer to Accessory Section for Component Parts.

+ - See Engine Section for Optional Call Outs.

MODEL DATA SECTION

339

12.5JC-3CR/6970T

Generator - 10JC3N4C
Control - Code 150 (W.D. 612-2658)
Code 221 (W.D. 625-0632)
Code 32 (W.D. 612-1543)
Engine - Spec T
*140-0893 Carburetor Air Preheater Kit
*405-1423 Housing Assembly
*159-0799 Fuel Tank Assembly
309-0169 Low Oil Pressure Cutoff Switch
502-0053 Elbow 45°
134-1810 Air Duct with Shutter
140-0789 Heat Shield
133-0187 Hose Adapter
503-0458 Clamp

12.5JC-3CR/7304AA

Generator - 2006-0005
Control - Code 440 (W.D. 612-4794)
Code 32 (W.D. 612-1543)
Engine - Spec AA
*140-0893 Carburetor Air Preheater Kit
*405-1423 Housing Assembly
134-1810 Air Duct with Shutter
140-0789 Heat Shield
133-0187 Adapter
503-0458 Clamp
309-0169 Low Oil Pressure Cutoff Switch
502-0053 Elbow 45°

12.5JC-3CR/7512AA

Generator 2006-0005
Control - Code 440 (W.D. 612-4793)
Engine - Spec AA
*141-0725 Carburetor (Gas)

12.5JC-3CR/8100AA

Generator - 2006-0005
Control - Code 439 (W.D. 612-4793)
Engine - Spec AA
*140-0892 Carburetor Air Preheater Kit

12.5JC-3CR/8388AA

Generator - 2006-0005
Control - Code 440 (W.D. 612-4794)
Engine - Spec AA
*140-0892 Carburetor Air Preheater Kit
309-0169 Low Oil Pressure Cutoff Switch
502-0053 Elbow 45°
309-0162 Thermostat Switch (HATKO)
338-0337 Harness (HATKO)

12.5JC-3CR/8389AA

Generator - 2006-0005
Control - Code 439 (W.D. 612-4793)
Engine - Spec AA
*141-0720 Carburetor (Gas-Gaso)

12.5JC-3CR/8390AA

Generator - 2006-0005

12.5JC-3CR/8390AA (continued)

Control - Code 439 (W.D. 612-4793)
Engine - Spec AA
*141-0725 Carburetor (Gas)

12.5JC-3CR/8457AA

Generator - 2006-0005
Control - Code 440 (W.D. 612-4794)
Engine - Spec AA
*140-0892 Carburetor Air Preheater Kit
309-0169 Low Oil Pressure Cutoff Switch
502-0053 Elbow 45°

12.5JC-3CR/8505AA

Generator - 2006-0005
Control - Code 440 (W.D. 612-4794)
Engine - Spec AA
*141-0725 Carburetor (Gas)
309-0162 Thermostat Switch (HATKO)
309-0169 Low Oil Pressure Cutoff Switch
502-0053 Elbow 45°
338-0337 Harness (HATKO)

12.5JC-3CR/8525AA

Generator - 2006-0005
Control - Code 440 (W.D. 612-4794)
Engine - Spec AA
*141-0720 Carburetor (Gas-Gaso)
309-0169 Low Oil Pressure Cutoff Switch
502-0053 Elbow 45°

12.5JC-3CR/8582T

Generator - 10JC3N4C
Control - Code 149 (W.D. 612-2657)
Code 221 (W.D. 625-0632)
Engine - Spec T
*140-0892 Carburetor Air Preheater Kit
309-0171 Thermostat Switch (HATKO)
338-0337 Harness (HATKO)

12.5JC-3CR/8582AA

Generator - 2006-0005
Control - Code 439 (W.D. 612-4793)
Engine - Spec AA
*140-0892 Carburetor Air Preheater Kit
309-0171 Thermostat Switch (HATKO)
338-0337 Harness (HATKO)

12.5JC-3CR/8675AA

Generator - 2006-0005
Control - Code 439 (W.D. 612-4793)
Code 32 (W.D. 612-1543)
Engine - Spec AA
*141-0720 Carburetor (Gas-Gaso)
*405-1422 Housing Assembly
134-1805 Duct
301-1195 Instrument Panel

12.5JC-3CR/8688T

Generator - 10JC3N4C
Control - Code 149 (W.D. 612-2657)
Code 221 (W.D. 625-0632)
Code 32 (W.D. 612-1543)

12.5JC-3CR/8688T (Continued)

Engine - Spec T
*140-0893 Carburetor Air Preheater Kit
*405-1421 Housing Assembly
*159-0799 Fuel Tank Assembly
134-1805 Air Duct
503-0458 Clamp
140-0789 Heat Shield
133-0187 Hose Adapter

12.5JC-3CR/8898AA

Generator - 2006-0005
Control - Code 440 (W.D. 612-4794)
Code 32 (W.D. 612-1543)
Engine - Spec AA
*140-0893 Air Preheater Kit
*405-1723 Housing Assembly
134-1805 Duct
503-0458 Clamp
140-0789 Heat Shield
133-0187 Hose Adapter
155-0360 Muffler
140-0078 Muffler Bands (2)
155-0949 Flexible Exhaust Tube
505-0043 Elbow - Pipe
309-0196 Thermostat Switch (HATKO)
309-0195 Bracket (HATKO)
309-0169 Low Oil Pressure Cutoff Switch
502-0053 Elbow 45°

12.5JC-3CR/9220T

Generator - 10JC/216
Control - Code 159 (W.D. 612-2735)
Code 221 (W.D. 625-0632)
Engine - Spec T
*140-0892 Carburetor Air Preheater Kit
309-0162 Thermostat Switch (HATKO)
338-0337 Harness (HATKO)
309-0169 Low Oil Pressure Cutoff Switch
502-0053 Elbow 45°
539-0010 Overspeed Cutoff (OSKO)

12.5JC-3CR/9269AA

Generator - 2006-0005
Control - Code 439 (W.D. 612-4793)
Code 32 (W.D. 612-1543)
Engine - Spec AA
*141-0725 Carburetor (Gas)
*405-1421 Housing Assembly
134-1805 Duct

12.5JC-3CR/9549AA

Generator - 2006-0005
Control - Code 439 (W.D. 612-4793)
Code 208 (W.D. 625-0023)
Engine - Spec AA
*141-0720 Carburetor (Gas-Gaso)
102-0549 Oil Base

12.5JC-3CR/9574AA

Generator - 2006-0005
Control - Code 439 (W.D. 612-4793)
Code 208 (W.D. 625-0023)
Code 32 (W.D. 612-1543)
Engine - Spec AA
*141-0725 Carburetor (gas)

* - Refer to Accessory Section for Component Parts.

+ - See Engine Section for Optional Call Outs.

MODEL DATA SECTION

12.5JC-3CR/9574AA (continued)

*405-1421 Housing Assembly
134-1805 Duct
102-0549 Oil Base

12.5JC-3CR/9582AA

Generator - 2006-0005
Control - Code 439 (W.D.612-4793)
Code 208 (W.D.625-0023)
Code 32 (W.D.612-1543)
Engine - Spec AA
*405-1421 Housing Assembly
*159-0799 Fuel Tank Assembly
*140-0893 Carburetor Air Preheater Kit
134-1805 Duct
140-0789 Heat Shield
133-0187 Adapter
503-0458 Clamp
102-0549 Oil Base

12.5JC-3CR/9597AA

Generator - 2006-0005
Control - Code 439 (W.D.612-4793)
Code 208 (W.D.625-0023)
Engine - Spec AA
*141-0720 Carburetor (Gas-Gaso)
102-0549 Oil Base
134-1805 Duct
134-1375 Adapter

12.5JC-3CR/9605AA

Generator - 2006-0005
Control - Code 439 (W.D.612-4793)
Code 208 (W.D.625-0023)
Code 32 (W.D.612-1543)
Engine - Spec AA
*141-0725 Carburetor (Gas)
*405-1723 Housing Assembly
102-0549 Oil Base
134-1805 Duct
505-0043 Elbow
155-0360 Muffler
140-0078 Bands (2) Mounting
155-0949 Flexible Exhaust Tube

12.5JC-3CR/9616AA

Generator - 2006-0005
Control - Code 439 (W.D.612-4793)
Code 208 (W.D.625-0023)
Code 32 (W.D.612-1543)
Engine - Spec AA
*141-0720 Carburetor (Gas-Gaso)
*405-1421 Housing Assembly
102-0549 Oil Base
134-1805 Duct

12.5JC-3CR/9655T

Generator - 10JC3N4C
Control - Code 149 (W.D.612-2657)
Code 221 (W.D.625-0632)
Code 208 (W.D.625-0023)
Engine - Spec T
*140-0892 Carburetor Air Preheater Kit
102-0549 Oil Base

12.5JC-3CR/9705AA

Generator - 2006-0005
Control - Code 439 (W.D.612-4793)
Code 208 (W.D.625-0023)
Engine - Spec AA
*141-0725 Carburetor (Gas)
102-0549 Oil Base

12.5JC-3CR/9857U

Generator - 10JC3N4C
Control - Code 150 (W.D.612-2658)
Code 221 (W.D.625-0632)
Code 208 (W.D.625-0023)
Engine - Spec U
*141-0725 Carburetor (Gas)
102-0549 Oil Base
309-0169 Low Oil Pressure Cutoff Switch
502-0053 Elbow 45°
309-0162 Thermostat Switch (HATKO)
338-0337 Harness (HATKO)

12.5JC-3CR/9863AA

Generator - 2006-0005
Control - Code 439 (W.D.612-4793)
Code 208 (W.D.625-0023)
Engine - Spec AA
*141-0720 Carburetor (Gas-Gaso)
102-0549 Oil Base

12.5JC-3CR/9918AA

Generator - 2006-0005
Control - Code 439 (W.D.612-4793)
Code 208 (W.D.625-0023)
Code 32 (W.D.612-1543)
Engine - Spec AA
*140-0893 Carburetor Air Pre-heater Kit
*405-1421 Housing Assembly
134-1805 Air Duct
140-0789 Heat Shield
133-0187 Hose Adapter
503-0458 Clamp
102-0549 Oil Base

12.5JC-3CR/9996AA

Generator - 2006-0005
Control - Code 439 (W.D.612-4793)
Code 208 (W.D.625-0023)
Engine - Spec AA
*140-0894 Carburetor Air Pre-heater Kit
102-0549 Oil Base

12.5JC-3CR/10218AA

Generator - 2006-0005
Control - Code 440 (W.D.612-4794)
Code 208 (W.D.625-0023)
Code 32 (W.D.612-1543)
Engine - Spec AA
*141-0725 Carburetor (Gas)
*405-1421 Housing Assembly
134-1805 Duct
102-0549 Oil Base
309-0169 Low Oil Pressure Cutoff Switch

12.5JC-3CR/10218AA (continued)

502-0053 Elbow 45°
309-0196 Thermostat Switch (HATKO)
309-0195 Bracket (HATKO)

12.5JC-3CR/10361AA

Generator - 2006-0005
Control - Code 439 (W.D.612-4793)
Code 32 (W.D.612-1543)
Engine - Spec AA
*141-0720 Carburetor (Gas-Gaso)
*405-1723 Housing Assembly
134-1805 Air Duct
155-0360 Muffler
140-0078 Bands (2)
155-0949 Flexible Exhaust Tube
505-0043 Elbow

12.5JC-3CR/10446T

Generator - 10JC3N4C
Control - Code 150 (W.D.612-2658)
Code 221 (W.D.625-0632)
Code 32 (W.D.612-1543)
Engine - Spec T
*141-0720 Carburetor (Gas-Gaso)
*405-1723 Housing Assembly
*159-0799 Fuel Tank Assembly
134-1805 Air Duct
155-0360 Muffler
140-0078 Muffler Bands (2)
155-0949 Flexible Exhaust Tube
505-0043 Elbow
309-0169 Low Oil Pressure Cutoff Switch
502-0053 Elbow 45°

12.5JC-3CR/10446AA

Generator - 2006-0005
Control - Code 440 (W.D.612-4794)
Code 32 (W.D.612-1543)
Engine - Spec AA
*141-0720 Carburetor (Gas-Gaso)
*159-0799 Fuel Tank Assembly
*405-1723 Housing Assembly
155-0360 Muffler
155-0949 Flexible Exhaust Tube
140-0078 Mounting Bands (2)
505-0043 Pipe Elbow
134-1805 Air Duct
309-0169 Low Oil Pressure Cutoff Switch
502-0053 Elbow 45°

12.5JC-3CR/10550AA

Generator - 2006-0005
Control - Code 440 (W.D.612-4794)
Code 208 (W.D.625-0023)
Engine - Spec AA
*141-0720 Carburetor (Gas-Gaso)
102-0549 Oil Base
309-0169 Low Oil Pressure Cutoff Switch
502-0053 Elbow 45°

* - Refer to Accessory Section for Component Parts.

+ - See Engine Section for Optional Call Outs.

MODEL DATA SECTION

341

12.5JC-3CR/11365T

Generator - 10JC3N4C
Control - Code 150 (W.D.612-2658)
Code 221 (W.D.625-0632)
Code 208 (W.D.625-0023)
Engine - Spec T
*141-0720 Carburetor (Gas-Gaso)
102-0549 Oil Base
309-0162 Thermostat Switch
(HATKO)
309-0169 Low Oil Pressure Cutoff
Switch
502-0053 Elbow 45°

12.5JC-3CR/11365AA

Generator - 2006-0005
Control - Code 440 (W.D.612-4794)
Code 208 (W.D.625-0023)
Engine - Spec AA
*141-0720 Carburetor (Gas-Gaso)
102-0549 Oil Base
309-0169 Low Oil Pressure Cutoff
Switch
502-0053 Elbow 45°
309-0162 Thermostat Switch
(HATKO)
338-0337 Harness (HATKO)

12.5JC-3CR/11386T

Generator - 10JC3N4C
Control - Code 149 (W.D.612-2657)
Code 221 (W.D.625-0632)
Code 32 (W.D.612-1543)
Engine - Spec T
*141-0720 Carburetor (Gas-Gaso)
*405-1723 Housing Assembly
*159-0799 Fuel Tank Assembly
134-1805 Duct
155-0360 Muffler
140-0078 Bands (2)
155-0949 Flexible Exhaust Tube
505-0043 Elbow

12.5JC-3CR/11417U

Generator - 10JC3N4C
Control - Code 150 (W.D.612-2658)
Code 221 (W.D.625-0632)
Code 208 (W.D.625-0023)
Code 32 (W.D.612-1543)
Engine - Spec U
*141-0725 Carburetor (Gas)
*405-1725 Housing Assembly
134-1810 Air Duct With Shutter
155-0360 Muffler
140-0078 Bands (2)
505-0043 Elbow
155-0949 Flexible Exhaust Tube
102-0549 Oil Base

12.5JC-3CR/11607AA

Generator - 2006-0005
Control - Code 439 (W.D.612-4793)
Code 208 (W.D.625-0023)
Code 32 (W.D.612-1543)
Engine - Spec AA
*141-0720 Carburetor (Gas-Gaso)
*405-1725 Housing Assembly

12.5JC-3CR/11607AA (continued)

102-0549 Oil Base
134-1810 Duct
155-0360 Muffler
140-0078 Bands (2)
155-0949 Flexible Exhaust Tube
505-0043 Elbow

12.5JC-3CR/11783AA

Generator - 2006-0005
Control - Code 440 (W.D.612-4794)
Engine - Spec AA
*141-0725 Carburetor (Gas)
309-0196 Thermostat Switch
(HATKO)
309-0195 Bracket (HATKO)
309-0169 Low Oil Pressure Cut-
off Switch
502-0053 Elbow 45°

12.5JC-3CR/11784AA

Generator - 2006-0005
Control - Code 440 (W.D.612-4794)
Engine - Spec AA
*141-0725 Carburetor (Gas)
134-1805 Duct
134-1375 Plate
309-0169 Low Oil Pressure Cut-
off Switch
502-0053 Elbow 45°
309-0196 Thermostat Switch
(HATKO)
309-0195 Bracket (HATKO)

12.5JC-3CR/11784U

Generator - 10JC3N4C
Control - Code 150 (W.D.612-2658)
Code 221 (W.D.625-0632)
Engine - Spec U
*141-0725 Carburetor (Gas)
309-0169 Low Oil Pressure Cut-
off Switch
502-0053 Elbow 45°
134-1805 Duct
134-1375 Plate
309-0196 Thermostat Switch
(HATKO)
309-0195 Bracket (HATKO)

12.5JC-3CR/11811AA

Generator - 2006-0005
Control - Code 440 (W.D.612-4794)
Code 208 (W.D.625-0023)
Engine - Spec AA
*141-0725 Carburetor (Gas)
*403-0792 Skid Assembly
134-1805 Air Duct
134-1375 Plate
102-0549 Oil Base
309-0196 Thermostat Switch
(HATKO)
309-0195 Bracket (HATKO)
309-0169 Low Oil Pressure Cut-
off Switch
502-0053 Elbow 45°

12.5JC-3CR/11822AA

Generator - 2006-0005
Control - Code 439 (W.D.612-4793)
Code 208 (W.D.625-0023)
Code 32 (W.D.612-1543)
Engine - Spec AA
*141-0725 Carburetor (Gas)
*405-1723 Housing Assembly
134-1805 Duct
155-0360 Muffler
140-0078 Bands (2)
155-0949 Exhaust Tube
505-0043 Elbow
102-0549 Oil Base

12.5JC-3CR/11833U

Generator - 10JC3N4C
Control - Code 150 (W.D.612-2658)
Code 221 (W.D.625-0632)
Engine - Spec U
*141-0725 Carburetor (Gas)
*403-0792 Skid Assembly
134-1805 Air Duct
134-1375 Plate
309-0169 Low Oil Pressure Cutoff
Switch
502-0053 Elbow 45°

12.5JC-3CR/11833AA

Generator - 2006-0005
Control - Code 440 (W.D.612-4794)
Engine - Spec AA
*141-0725 Carburetor (Gas)
*403-0792 Skid Assembly
134-1805 Air Duct
134-1375 Plate
309-0169 Low Oil Pressure Cutoff
Switch
502-0053 Elbow 45°

12.5JC-3CR/11844AA

Generator - 2006-0005
Control - Code 439 (W.D.612-4793)
Engine - Spec AA
*141-0725 Carburetor (Gas)

12.5JC-3CR/11875AA

Generator - 2006-0005
Control - Code 440 (W.D.612-4794)
Engine - Spec AA
*141-0725 Carburetor (Gas)
309-0169 Low Oil Pressure Cutoff
Switch
502-0053 Elbow 45°

12.5JC-3CR/11917AA

Generator - 2006-0005
Control - Code 439 (W.D.612-4793)
Engine - Spec AA
*141-0725 Carburetor (Gas)
134-1805 Air Duct
134-1375 Plate

12.5JC-3CR/11941AA

Generator - 2006-0005
Control - Code 440 (W.D.612-4794)
Engine - Spec AA

* - Refer to Accessory Section for Component Parts.
+ - See Engine Section for Optional Call Outs.

MODEL DATA SECTION

12.5JC-3CR/11941AA (continued)

*141-0725 Carburetor (Gas)
134-1805 Air Duct
134-1375 Plate
309-0169 Low Oil Pressure Cutoff Switch
502-0053 Elbow 45°

12.5JC-3CR/11950AA

Generator - 2006-0005
Control - Code 440 (W.D.612-4794)
Engine - Spec AA
*141-0725 Carburetor (Gas)
309-0196 Thermostat Switch (HATKO)
309-0195 Bracket (HATKO)
309-0169 Low Oil Pressure Cutoff Switch
502-0053 Elbow 45°

12.5JC-3CR/12000AA (Mobile Unit)

Generator - 2006-0005
Control - Code 449 (W.D.612-4852)
Engine - Spec AA
*140-0892 Carburetor Air Preheater Kit

12.5JC-3CR/12032U

Generator - 10JC3N4C
Control - Code 150 (W.D.612-2658)
Code 221 (W.D.625-0632)
Code 208 (W.D.625-0023)
Code 32 (W.D.612-1543)
Engine - Spec U
*141-0725 Carburetor (Gas)
*405-1421 Housing Assembly
134-1805 Air Duct
309-0169 Low Oil Pressure Cutoff Switch
502-0053 Elbow 45°
102-0549 Oil Base

12.5JC-3CR/12037AA

Generator - 2006-0005
Control - Code 440 (W.D.612-4794)
Engine - Spec AA
*141-0725 Carburetor
309-0169 Low Oil Pressure Cutoff Switch
502-0053 Elbow 45°
309-0162 Thermostat Switch (HATKO)
338-0337 Harness (HATKO)

12.5JC-3CR/12149U

Generator - 10JC3N4C
Control - Code 150 (W.D.612-2658)
Code 221 (W.D.625-0632)
Code 208 (W.D.625-0023)
Engine - Spec U
*141-0725 Carburetor (Gas)
102-0549 Oil Base
309-0169 Low Oil Pressure Cutoff Switch
502-0053 Elbow 45°
309-0162 Thermostat Switch (HATKO)

12.5JC-3CR/12149U (continued)

338-0337 Harness (HATKO)
*140-0733 Air Cleaner-Contractors
140-0740 Air Tube
503-0365 Clamps (3)
140-0723 Precleaner
503-0330 Hose

12.5JC-3CR/12276T (Mobile)

Generator - 10JC3N4C
Control - Code 388 (W.D.612-4250)
Engine - Spec T
*140-0892 Carburetor Air Preheater Kit
309-0162 Thermostat Switch (HATKO)
338-0337 Harness (HATKO)
231-0112 Generator Adapter

12.5JC-3CR/12276AA (Mobile)

Generator - 2006-0005
Control - Code 449 (W.D.612-4852)
Engine - Spec AA
*140-0892 Carburetor Air Preheater Kit
309-0162 Thermostat Switch (HATKO)
338-0337 Harness (HATKO)
231-0112 Generator Adapter

12.5JC-3CR/12355AA

Generator - 2006-0005
Control - Code 439 (W.D.612-4793)
Code 208 (W.D.625-0023)
Code 32 (W.D.612-1543)
Engine - Spec AA
*141-0725 Carburetor (Gas)
*405-1421 Housing Assembly
102-0549 Oil Base
134-1805 Air Duct

12.5JC-3CR/12417AA

Generator - 2006-0005
Control - Code 454 (W.D.612-4883)
Engine - Spec AA
*141-0725 Carburetor (Gas)
148-0367 Vacuum Switch
502-0053 Vacuum Switch Elbow
505-0098 Vacuum Switch Nipple
154-1224 Intake Manifold

12.5JC-3CR/12417U

Generator - 10JC3N4C
Control - Code 329 (W.D.612-3686)
Code 221 (W.D.625-0632)
Engine - Spec U
*141-0725 Carburetor (Gas)
148-0367 Vacuum Switch
502-0053 Elbow
505-0098 Nipple
154-1224 Intake Manifold

12.5JC-3CR/12471AA

Generator - 2006-0005
Control - Code 439 (W.D.612-4793)
Code 208 (W.D.625-0023)
Code 32 (W.D.612-1543)

12.5JC-3CR/12471AA (continued)

Engine - Spec AA
*141-0725 Carburetor (Gas)
*405-1723 Housing Assembly
134-1805 Air Duct
155-0360 Muffler
155-0949 Flexible Exhaust Tube
140-0078 Bands (2)
505-0043 Elbow
102-0549 Oil Base

12.5JC-3CR/12490U

Generator - 10JC3N4C
Control - Code 149 (W.D.612-2657)
Code 221 (W.D.625-0632)
Code 208 (W.D.625-0023)
Engine - Spec U
*141-0725 Carburetor (Gas)
102-0549 Oil Base
134-1805 Air Duct

12.5JC-3CR/12600U

Generator - 10JC3N4C
Control - Code 150 (W.D.612-2658)
Code 221 (W.D.625-0632)
Engine - Spec U
*141-0725 Carburetor (Gas)
*403-0792 Skid Assembly
134-1805 Air Duct
102-0549 Oil Base
309-0169 Low Oil Pressure Cutoff Switch
502-0053 Elbow 45°

12.5JC-3CR/12660AA

Generator - 2006-0005
Control - Code 439 (W.D.612-4793)
Code 208 (W.D.625-0023)
Engine - Spec AA
*141-0725 Carburetor (Gas)
102-0549 Oil Base

12.5JC-3CR/12767AA

Generator - 2006-0005
Control - Code 440 (W.D.612-4794)
Code 208 (W.D.625-0023)
Engine - Spec AA
*141-0725 Carburetor (Gas)
134-1805 Air Duct
134-1375 Plate
102-0549 Oil Base
309-0196 Thermostat Switch (HATKO)
309-0195 Bracket (HATKO)
309-0169 Low Oil Pressure Cutoff Switch
502-0053 Elbow 45°

12.5JC-3CR/12676U

Generator - 10JC216
Control - Code 159 (W.D.612-2735)
Code 221 (W.D.625-0632)
Engine - Spec U
*141-0725 Carburetor (Gas)
309-0196 Thermostat Switch (HATKO)
309-0195 Bracket (HATKO)
309-0169 Low Oil Pressure Cutoff Switch

* - Refer to Accessory Section for Component Parts.

+ - See Engine Section for Optional Call Outs.

MODEL DATA SECTION

343

12.5JC-3CR/12676U (continued)

502-0053 Elbow 45°
539-0010 Overspeed Cutoff Switch

12.5JC-3CR/12726U

Generator - 10JC3N4C
Control - Code 150 (W.D.612-2658)
Code 221 (W.D.625-0632)
Code 32 (W.D.612-1543)
Engine - Spec U
*141-0725 Carburetor (Gas)
*405-1423 Housing Assembly
134-1810 Air Duct With Shutter
102-0549 Oil Base
309-0196 Thermostat Switch (HATKO)
309-0195 Bracket (HATKO)
309-0169 Low Oil Pressure Cut-off Switch
502-0053 Elbow 45°

12.5JC-3CR/12800AA

Generator - 2006-0005
Control - Code 440 (W.D.612-4794)
Code 208 (W.D.625-0023)
Engine - Spec AA
*141-0720 Carburetor (Gas-Gaso)
102-0549 Oil Base
309-0196 Thermostat Switch (HATKO)
309-0195 Bracket (HATKO)
309-0169 Low Oil Pressure Cut-off Switch
502-0053 Elbow 45°

12.5JC-3CR/13016U

Generator - 10JC3N4C
Control - Code 149 (W.D.612-2657)
Code 221 (W.D.625-0632)
Code 208 (W.D.625-0023)
Engine - Spec U
*141-0725 Carburetor (Gas)
102-0549 Oil Base
309-0162 Thermostat Switch (HATKO)
338-0337 Harness (HATKO)

12.5JC-3CR/13037AA

Generator - 2006-0005
Control - Code 440 (W.D.612-4794)
Code 208 (W.D.625-0023)
Engine - Spec AA
*140-0892 Carburetor Air Pre-heater Kit
102-0549 Oil Base
309-0162 Thermostat Switch (HATKO)
338-0337 Harness (HATKO)
309-0169 Low Oil Pressure Cut-off Switch
502-0053 Elbow 45°

12.5JC-3CR/13048U

Generator - 10JC/216
Control - Code 161 (W.D.612-2737)
Code 221 (W.D.625-0632)

12.5JC-3CR/13048U (continued)

Control - Code 208 (W.D.625-0023)
Engine - Spec U
*141-0725 Carburetor (Gas)
102-0549 Oil Base
309-0171 Thermostat Switch (HATKO)
338-0337 Harness (HATKO)
309-0169 Low Oil Pressure Cut-off Switch
502-0053 Elbow 45°

12.5JC-3CR/13050U

Generator - 10JC3N4C
Control - Code 348 (W.D.612-3853)
Code 221 (W.D.625-0632)
Code 208 (W.D.625-0023)
Engine - Spec U
*141-0725 Carburetor (Gas)
102-0549 Oil Base
134-1805 Air Duct
309-0169 Low Oil Pressure Cut-off Switch
502-0053 Elbow 45°
148-0367 Vacuum Switch
502-0053 Elbow
505-0098 Nipple
154-1224 Intake Manifold

12.5JC-3CR/13139T

Generator - 10JC3N4C
Control - Code 149 (W.D.612-2657)
Code 221 (W.D.625-0632)
Code 32 (W.D.612-1543)
Engine - Spec T
*141-0720 Carburetor (Gas-Gaso)
*159-0799 Fuel Tank Assembly
*405-1421 Housing Assembly
134-1805 Air Duct
309-0196 Thermostat Switch (HATKO)
309-0195 Bracket (HATKO)

12.5JC-3CR/13173AA

Generator - 2006-0005
Control - Code 440 (W.D.612-4794)
Code 208 (W.D.625-0023)
Code 32 (W.D.612-1543)
Engine - Spec AA
*141-0725 Carburetor (Gas)
*405-1421 Housing Assembly
102-0549 Oil Base
134-1805 Air Duct
309-0196 Thermostat Switch (HATKO)
309-0195 Bracket (HATKO)
309-0169 Low Oil Pressure Cut-off Switch
502-0053 Elbow 45°

12.5JC-3CR/13186T

Generator - 10JC3N4C
Control - Code 150 (W.D.612-2658)
Code 221 (W.D.625-0632)
Code 208 (W.D.625-0023)
Code 32 (W.D.612-1543)
Engine - Spec T

12.5JC-3CR/13186T (continued)

*141-0720 Carburetor (Gas-Gaso)
*405-1725 Housing Assembly
102-0549 Oil Base
134-1810 Air Duct
155-0360 Muffler
140-0078 Bands (2)
155-0949 Flexible Exhaust Tube
505-0043 Elbow
309-0169 Low Oil Pressure Cutoff Switch
502-0053 Elbow 45°
309-0196 Thermostat Switch (HATKO)
309-0195 Bracket (HATKO)

12.5JC-3CR/13114AA

Generator - 2006-0005
Control - Code 440 (W.D.612-4794)
Code 208 (W.D.625-0023)
Code 32 (W.D.612-1543)
Engine - Spec AA
*141-0720 Carburetor (Gas-Gaso)
*405-1421 Housing Assembly
102-0549 Oil Base
134-1805 Air Duct
309-0196 Thermostat Switch (HATKO)
309-0195 Bracket (HATKO)
309-0169 Low Oil Pressure Cutoff Switch
502-0053 Elbow 45°

12.5JC-3CR/13242U

Generator - 10JC/216
Control - Code 159 (W.D.612-2735)
Code 221 (W.D.625-0632)
Code 208 (W.D.625-0023)
Code 32 (W.D.612-1543)
Engine - Spec U
*141-0725 Carburetor (Gas)
*405-1725 Housing Assembly
134-1805 Air Duct With Shutter
102-0549 Oil Base
155-0360 Muffler
140-0078 Bands (2)
155-0949 Flexible Exhaust Tube
505-0043 Elbow
539-0010 Overspeed Cutoff Switch
309-0196 Thermostat Switch (HATKO)
309-0195 Bracket (HATKO)
309-0169 Low Oil Pressure Cutoff Switch
502-0053 Elbow 45°

12.5JC-3CR/13317U

Generator - 10JC3N4C
Control - Code 150 (W.D.612-2658)
Code 221 (W.D.625-0632)
Code 208 (W.D.625-0023)
Engine - Spec U
*141-0725 Carburetor (Gas)
102-0549 Oil Base
309-0169 Low Oil Pressure Cutoff Switch
502-0053 Elbow 45°
309-0162 Thermostat Switch (HATKO)
338-0337 Harness (HATKO)

* - Refer to Accessory Section for Component Parts.
+ - See Engine Section for Optional Call Outs.

MODEL DATA SECTION

12.5JC-3CR/13317AA

Generator - 2006-0005
Control - Code 440 (W.D.612-4794)
Code 208 (W.D.625-0023)
Engine - Spec AA
*141-0725 Carburetor (Gas)
102-0549 Oil Base
309-0169 Low Oil Pressure Cut-off Switch
502-0053 Elbow 45°
338-0337 Harness (HATKO)
309-0162 Thermostat Switch (HATKO)

12.5JC-3CR/13352U

Generator - 10JC3N3C
Control - Code 150 (W.D.612-2658)
Code 221 (W.D.625-0632)
Code 208 (W.D.625-0023)
Code 32 (W.D.612-1543)
Engine - Spec U
*141-0725 Carburetor (Gas)
*405-1421 Housing Assembly
134-1805 Air Duct
*140-0677 Air Cleaner
102-0549 Oil Base
159-0788 Oil Tank
140-1009 Air Cleaner Adapter
309-0169 Low Oil Pressure Cut-off Switch
502-0053 Elbow 45°
309-0196 Thermostat Switch (HATKO)
309-0195 Bracket (HATKO)

12.5JC-3CR/13382U

Generator - 10JC3N4C
Control - Code 150 (W.D.612-2658)
Code 221 (W.D.625-0632)
Engine - Spec U
*141-0725 Carburetor (Gas)
*403-0792 Skid Assembly
309-0169 Low Oil Pressure Cutoff Switch
502-0053 Elbow 45°

12.5JC-3CR/13428U

Generator - 10JC3N4C
Control - Code 149 (W.D.612-2657)
Code 221 (W.D.625-0632)
Code 208 (W.D.625-0023)
Engine - Spec U
*141-0725 Carburetor (Gas)
102-0549 Oil Base
309-0162 Thermostat Switch (HATKO)
338-0337 Harness (HATKO)

12.5JC-3CR/13465AA

Generator - 2006-0005
Control - Code 440 (W.D.612-4794)
Code 208 (W.D.625-0023)
Code 32 (W.D.612-1543)
Engine - Spec AA
*141-0725 Carburetor (Gas)
*405-1723 Housing Assembly
134-1805 Air Duct

12.5JC-3CR/13465AA (continued)

102-0549 Oil Base
155-0360 Muffler
140-0078 Bands (2)
505-0043 Elbow
155-0949 Flexible Exhaust Tube
309-0169 Low Oil Pressure Cut-off Switch
502-0053 Elbow 45°

12.5JC-3CR/13484U

Generator - 10JC/216
Control - Code 159 (W.D.612-2735)
Code 221 (W.D.625-0632)
Code 208 (W.D.625-0023)
Engine - Spec U
*141-0725 Carburetor (Gas)
134-1810 Air Duct With Shutter
102-0549 Oil Base
539-0010 Overspeed Cutoff Switch
309-0169 Low Oil Pressure Cut-off Switch
502-0043 Elbow 45°
309-0196 Thermostat Switch (HATKO)
309-0195 Bracket (HATKO)

12.5JC-3R/13499T

Generator - 10JC/369
Control - Code 59 (W.D.612-1786)
Code 402 (W.D.612-4457)
Code 223 (W.D.625-0711)
Code 32 (W.D.612-1543)
Engine - Spec T
*141-0720 Carburetor (Gas-Gaso)
*405-1422 Housing Assembly
134-1805 Air Duct
309-0169 Low Oil Pressure Cut-off Switch
502-0053 Elbow 45°
309-0206 Thermostat Switch (HATKO)
309-0195 Bracket (HATKO)

12.5JC-3CR/13529AA

Generator - 2006-0005
Control - Code 439 (W.D.612-4793)
Code 208 (W.D.625-0023)
Code 32 (W.D.612-1543)
Engine - Spec AA
*141-0720 Carburetor (Gas-Gaso)
*405-1723 Housing Assembly
102-0549 Oil Base
155-0360 Muffler
140-0078 Bands (2)
155-0949 Flexible Exhaust Tube
134-1805 Air Duct
505-0043 Elbow - Pipe

12.5JC-3CR/13529T

Generator - 10JC3N4C
Control - Code 149 (W.D.612-2657)
Code 221 (W.D.625-0632)
Code 208 (W.D.625-0023)
Code 32 (W.D.612-1543)
Engine - Spec T

12.5JC-3CR/13529T (continued)

*141-0720 Carburetor (Gas-Gaso)
*405-1723 Housing Assembly
134-1805 Air Duct
102-0549 Oil Base
155-0360 Muffler
140-0078 Bands (2)
155-0949 Flexible Exhaust Tube
505-0043 Elbow - Exhaust

12.5JC-3CR/13585U

Generator - 10JC/529
Control - Code 442 (W.D.612-4804)
Code 221 (W.D.625-0632)
Code 208 (W.D.625-0023)
Engine - Spec U
*141-0725 Carburetor (Gas)
*403-0792 Skid Assembly
134-1805 Air Duct
134-1375 Plate
102-0549 Oil Base

12.5JC-3CR/13640AA

Generator - 2006-0005
Control - Code 439 (W.D.612-4793)
Engine - Spec AA
*141-0725 Carburetor (Gas)
102-0549 Oil Base

12.5JC-3CR/13659U

Generator - 10JC3N4C
Control - Code 150 (W.D.612-2658)
Code 221 (W.D.625-0632)
Engine - Spec U
*141-0725 Carburetor (Gas)
134-1810 Air Duct With Shutter
309-0169 Low Oil Pressure Cutoff Switch
502-0053 Elbow 45°
309-0196 Thermostat Switch (HATKO)
309-0195 Bracket (HATKO)

12.5JC-3CR/13861U

Generator - 10JC3N4C
Control - Code 150 (W.D.612-2658)
Code 221 (W.D.625-0632)
Code 208 (W.D.625-0023)
Engine - Spec U
*141-0725 Carburetor (Gas)
134-1810 Air Duct With Shutter
102-0549 Oil Base
309-0196 Thermostat Switch (HATKO)
309-0195 Bracket (HATKO)
309-0169 Low Oil Pressure Cutoff Switch
502-0053 Elbow 45°

12.5JC-3CR/13931AA

Generator - 2006-0005
Control - Code 440 (W.D.612-4794)
Code 208 (W.D.625-0023)
Engine - Spec AA
*141-0725 Carburetor (Gas)
102-0549 Oil Base
309-0169 Low Oil Pressure Cutoff Switch
502-0053 Elbow 45°

* - Refer to Accessory Section for Component Parts.

+ - See Engine Section for Optional Call Outs.

MODEL DATA SECTION

345

12.5JC-3CR/13938U

Generator - 10JC3N4C
Control - Code 150 (W.D.612-2658)
Code 221 (W.D.625-0632)
Code 208 (W.D.625-0023)
Engine - Spec U
*141-0725 Carburetor (Gas)
134-1810 Air Duct With Shutter
102-0622 Oil Base
309-0169 Low Oil Pressure Cutoff
Switch
502-0053 Elbow 45°
309-0196 Thermostat Switch
(HATKO)
309-0195 Bracket (HATKO)

12.5JC-3CR/13938AA

Generator - 2006-0005
Control - Code 440 (W.D.612-4794)
Code 208 (W.D.625-0023)
Engine - Spec AA
*141-0725 Carburetor (Gas)
134-1810 Air Duct With Shutter
102-0622 Oil Base
309-0196 Thermostat Switch
(HATKO)
309-0195 Bracket (HATKO)
309-0169 Low Oil Pressure Cutoff
Switch
502-0053 Elbow 45°

12.5JC-3CR/14059AA

Generator - 2006-0005
179-2016 - Space Heater Package
Control - Code 439 (W.D.612-4793)
Code 208 (W.D.625-0023)
Code 214 (W.D.625-0477)
Engine - Spec AA
*141-0725 Carburetor (Gas)
102-0549 Oil Base
134-1805 Air Duct
134-1375 Plate

12.5JC-3CR/14081AA

Generator - 2006-0005
Control - Code 440 (W.D.612-4794)
Code 208 (W.D.625-0023)
Code 32 (W.D.612-1543)
Engine - Spec AA
*141-0720 Carburetor (Gas-Gaso)
*405-1723 Housing Assembly
134-1805 Air Duct
155-0360 Muffler
140-0078 Bands (2)
155-0949 Flexible Exhaust Tube
505-0043 Elbow
102-0549 Oil Base
309-0196 Thermostat Switch
(HATKO)
309-0195 Bracket (HATKO)
309-0169 Low Oil Pressure Cutoff
Switch
502-0053 Elbow 45°

12.5JC-3CR/14147AA

Generator - 2006-0005
Control - Code 440 (W.D.612-4794)
Code 32 (W.D.612-1543)
Engine - Spec AA
*405-1726 Housing Assembly
*140-0894 Carburetor Air
Preheater Kit
*159-0799 Fuel Tank Assembly
155-0360 Muffler
140-0078 Bands (2)
155-0949 Flexible Exhaust Tube
505-0043 Elbow
133-0187 Adapter-Hose
140-0789 Heat Shield
503-0458 Clamp
301-1195 Blank Panel
134-1810 Air Duct
309-0169 Low Oil Pressure Cutoff
Switch
502-0053 Elbow 45°

12.5JC-3CR/14161AA

Generator - 2006-0005
Control - Code 447 (W.D.612-4850)
Code 208 (W.D.625-0023)
Code 32 (W.D.612-1543)
Engine - Spec AA
*141-0725 Carburetor (Gas)
*405-1421 Housing Assembly
102-0549 Oil Base
134-1805 Air Duct
309-0169 Low Oil Pressure Cutoff
Switch
502-0053 Elbow 45°

12.5JC-3CR/14252AA

Generator - 2006-0005
Control - Code 440 (W.D.612-4794)
Code 32 (W.D.612-1543)
Engine - Spec AA
*141-0720 Carburetor (Gas-Gaso)
*405-1421 Housing Assembly
*159-0799 Fuel Tank Assembly
134-1805 Air Duct
309-0196 Thermostat Switch
(HATKO)
309-0195 Bracket (HATKO)
309-0169 Low Oil Pressure Cutoff
Switch
502-0053 Elbow 45°

12.5JC-3CR/14599AA

Generator - 2006-0005
Control - Code 435 (W.D.612-3474)
Code 440 (W.D.612-4794)
Code 208 (W.D.625-0023)
Code 32 (W.D.612-1543)
Engine - Spec AA
*141-0725 Carburetor (Gas)
*405-1424 Housing Assembly
134-1810 Air Duct With Shutter
102-0549 Oil Base
309-0196 Thermostat Switch
(HATKO)

12.5JC-3CR/14599AA (continued)

309-0195 Bracket (HATKO)
309-0169 Low Oil Pressure Cutoff
Switch
502-0053 Elbow 45°
323-0184 Receptacle-Duplex

12.5JC-3CR/14935AA

Generator - 2006-0005
Control - Code 446 (W.D.612-4848)
Code 32 (W.D.612-1543)
Engine - Spec AA
*141-0725 Carburetor (Gas)
*405-1723 Housing Assembly
134-1805 Air Duct
155-0360 Muffler
140-0078 Bands
155-0949 Flexible Exhaust Tube
505-0043 Exhaust Elbow
539-0234 Overspeed Cutoff Switch
(OSKO)
309-0169 Low Oil Pressure Cutoff
Switch
502-0053 Elbow 45°

12.5JC-3CR/15067AA

Generator - 2006-0005
Control - Code 439 (W.D.612-4793)
Engine - Spec AA
*141-0725 Carburetor (Gas)
134-1805 Air Duct
134-1375 Plate
309-0196 Thermostat Switch (HATKO)
309-0195 Bracket (HATKO)

12.5JC-3CR/15144AA

Generator - 2006-0005
Control - Code 440 (W.D.612-4794)
Code 32 (W.D.612-1543)
Engine - Spec AA
*141-0725 Carburetor (Gas)
*405-1421 Housing Assembly
134-1805 Air Duct
309-0169 Low Oil Pressure Cutoff
Switch
502-0053 Elbow 45°

12.5JC-3CR/15235AA

Generator - 2006-0005
Control - Code 449 (W.D.612-4852)
Engine - Spec AA
*140-0892 Carburetor Air Preheater
Kit
309-0169 Low Oil Pressure Cutoff
Switch
502-0053 Elbow 45°
231-0171 Generator Adapter
307-1279 Fuel Solenoid Valve
505-0098 Close Nipple

12.5JC-3CR/15356AA

Generator - 2006-0005
Control - Code 439 (W.D.612-4793)
Engine - Spec AA
*141-0720 Carburetor (Gas-Gaso)
140-1009 Air Cleaner Adapter

* - Refer to Accessory Section for Component Parts.
+ - See Engine Section for Optional Call Outs.

MODEL DATA SECTION

12.5JC-3CR/15390AA

Generator - 2006-0005
Control - Code 449 (W.D.612-4852)
Engine - Spec AA
*141-0720 Carburetor (Gas-Gaso)
140-1009 Air Cleaner Adapter
*140-1297 Air Cleaner Assembly
(Contractor Type)
503-0274 Hose Clamps (3)
140-0470 Air Induction Tube
503-0571 Hose Connector
231-0171 Generator Adapter
309-0169 Low Oil Pressure Cutoff
Switch
502-0053 Elbow 45°

12.5JC-3CR/15407AA

Generator - 2006-0005
Control - Code 446 (W.D.612-4848)
Code 32 (W.D.612-1543)
Engine - Spec AA
*141-0725 Carburetor (Gas)
*405-1421 Housing Assembly
134-1805 Air Duct
539-0234 Overspeed Cutoff Switch
(OSKO)
309-0169 Low Oil Pressure Cutoff
Switch
502-0053 Elbow 45°

12.5JC-3CR/15482AA

Generator - 2006-0005
*232-2460 Regulator & Rectifier
Assembly
Control - Code 439 (W.D.612-4793)
Code 32 (W.D.612-1543)
Code 489 (W.D.625-1304)
Engine - Spec AA
*141-0720 Carburetor (Gas-Gaso)
*405-1421 Housing Assembly
134-1805 Air Duct

12.5JC-3CR/15685AA

Generator - 2006-0005
Control - Code 468 (W.D.612-5013)
Code 208 (W.D.625-0023)
Engine - Spec AA
*141-0725 Carburetor (Gas)
134-1805 Air Duct
134-1375 Plate
154-1224 Intake Manifold
148-0367 Vacuum Switch
502-0053 Vacuum Switch Elbow
505-0098 Vacuum Switch Nipple
102-0549 Oil Base
309-0169 Low Oil Pressure Cutoff
Switch
502-0053 Elbow 45°
309-0206 Thermostat Switch
(HATKO)
309-0195 Bracket (HATKO)

12.5JC-3CR/15746AA

Generator - 2006-0005
Control - Code 467 (W.D.612-4997)
Code 208 (W.D.625-0023)
Engine - Spec AA

12.5JC-3CR/15746AA (continued)

*141-0725 Carburetor (Gas)
*403-0792 Skid Assembly
134-1805 Air Duct
134-1375 Plate
102-0549 Oil Base
309-0169 Low Oil Pressure Cutoff
Switch
502-0053 Elbow 45°
309-0206 Thermostat Switch
(HATKO)
309-0195 Bracket (HATKO)

12.5JC-3CR/15747AA

Generator - 2006-0005
Control - Code 467 (W.D.612-4997)
Code 208 (W.D.625-0023)
Code 32 (W.D.615-1543)
Engine - Spec AA
*141-0725 Carburetor (Gas)
*405-1723 Housing Assembly
134-1805 Air Duct
155-0360 Muffler
155-0949 Flexible Exhaust Tube
140-0078 Mtg. Bands (2)
505-0043 Elbow-Pipe
102-0549 Oil Base
309-0169 Low Oil Pressure Cutoff
Switch
502-0053 Elbow 45°
309-0206 Thermostat Switch
(HATKO)
309-0195 Bracket (HATKO)

12.5JC-3CR31/2539AA (Penn State)

Generator - 2006-0005
Control - Code 439 (W.D.612-4793)
Engine - Spec AA
*141-0725 Carburetor (Gas)
134-1805 Air Duct
134-1375 Plate

12.5JC-3CR31/2896U (Penn State)

Generator - 10JC3N4C
Control - Code 443 (W.D.612-4812)
Code 221 (W.D.625-0632)
Engine - Spec U
*141-0725 Carburetor (Gas)
309-0169 Low Oil Pressure Cutoff
Switch
502-0053 Elbow 45°
309-0196 Thermostat Switch
(HATKO)
309-0195 Bracket (HATKO)

12.5JC-3CR31/2896AA (Penn State)

Generator - 2006-0005
Control - Code 440 (W.D.612-4794)
Engine - Spec AA
*141-0725 Carburetor (Gas)
309-0196 Thermostat Switch
(HATKO)
309-0195 Bracket (HATKO)
309-0169 Low Oil Pressure Cutoff
Switch
502-0053 Elbow 45°

12.5JC-3CR31/8390AA (Penn State)

Generator - 2006-0005
Control - Code 439 (W.D.612-4793)
Engine - Spec AA
*141-0725 Carburetor (Gas)

12.5JC-3CR131/7512U (Penn State)

Generator - 10JC3N4C
Control - Code 257 (W.D.612-3076)
Code 221 (W.D.625-0632)
Engine - Spec U
*141-0725 Carburetor (Gas)

12.5JC-3CR31/8505AA (Penn State)

Generator - 2006-0005
Control - Code 440 (W.D.612-4794)
Engine - Spec AA
*141-0725 Carburetor (Gas)
309-0196 Thermostat Switch (HATKO)
309-0195 Bracket (HATKO)
309-0169 Low Oil Pressure Cutoff
Switch
502-0053 Elbow 45°

12.5JC-3CR31/11147AA (Penn State)

Generator - 2006-0005
Control - Code 439 (W.D.612-4793)
Engine - Spec AA
*141-0725 Carburetor (Gas)
*403-0792 Skid Assembly

12.5JC-3CR31/11417AA (Penn State)

Generator - 2006-0005
Control - Code 439 (W.D.612-4793)
Code 208 (W.D.625-0023)
Code 32 (W.D.612-1543)
Engine - Spec AA
*141-0725 Carburetor (Gas)
*405-1725 Housing Assembly
134-1810 Air Duct With Shutter
155-0360 Muffler
155-0949 Flexible Exhaust Tube
140-0078 Mtg. Bands (2)
505-0043 Elbow-Pipe
102-0549 Oil Base

12.5JC-3CR131/7512AA (Penn State)

Generator - 2006-0005
Control - Code 439 (W.D.612-4793)
Engine - Spec AA
*141-0725 Carburetor (Gas)

12.5JC-3CR131/11917AA (Penn State)

Generator - 2006-0005
Control - Code 439 (W.D.612-4793)
Engine - Spec AA
*141-0725 Carburetor (Gas)
134-1805 Air Duct
134-1375 Plate

12.5JC-3R/710T

Generator - 10JC3N4C
Control - Code 149 (W.D.612-2657)
Code 221 (W.D.625-0632)
Code 174 (W.D.615-0199)
Engine - Spec T
*140-0894 Carburetor Air Preheater Kit

* - Refer to Accessory Section for Component Parts.

+ - See Engine Section for Optional Call Outs.

MODEL DATA SECTION

347

12.5JC-3R/1092T

Generator - 10JC3N4C
Control - Code 59 (W.D.612-1786)
Code 149 (W.D.612-2657)
Code 221 (W.D.625-0632)
Code 32 (W.D.612-1543)

Engine - Spec T

*140-0893 Carburetor Air Preheater Kit
*405-1422 Housing Assembly
*159-0799 Fuel Tank Assembly
134-1805 Air Duct
133-0187 Hose Adapter
140-0789 Heat Shield
503-0458 Clamp

12.5JC-3R/2088U

Generator - 10JC3N4C
Control - Code 149 (W.D.612-2657)
Code 221 (W.D.625-0632)
Code 173 (W.D.615-0198)

Engine - Spec U

*141-0725 Carburetor (Gas)

12.5JC-3R/2681U

Generator - 10JC3N4C
Control - Code 149 (W.D.612-2657)
Code 221 (W.D.625-0632)
Code 173 (W.D.615-0198)

Engine - Spec U

*141-0725 Carburetor (Gas)
134-1805 Air Duct
134-1375 Plate

12.5JC-3R/4911AA

Generator - 2006-0005
Control - Code 440 (W.D.612-4794)
Code 476 (W.D.615-0373)

Engine - Spec AA

*140-0894 Carburetor Air Preheater Kit
309-0196 Thermostat Switch (HATKO)
309-0195 Bracket (HATKO)
309-0169 Low Oil Pressure Cutoff Switch
502-0053 Elbow 45°

12.5JC-3R/5123U

Generator - 10JC3N4C
Control - Code 150 (W.D.612-2658)
Code 221 (W.D.625-0632)
Code 173 (W.D.615-0198)

Engine - Spec U

*141-0725 Carburetor (Gas)
134-1805 Air Duct
134-1375 Plate
309-0169 Low Oil Pressure Cutoff Switch
502-0053 Elbow 45°

12.5JC-3R/5540T

Generator - 10JC3N4C
Control - Code 150 (W.D.612-2658)
Code 221 (W.D.625-0632)
Code 173 (W.D.615-0198)

Engine - Spec T

12.5JC-3R/5540T (continued)

*141-0720 Carburetor (Gas-Gaso)
134-1805 Air Duct
134-1375 Plate
309-0169 Low Oil Pressure Cutoff Switch
502-0053 Elbow 45°

12.5JC-3R/5776AA

Generator - 2006-0005
Control - Code 59 (W.D.612-1786)
Code 440 (W.D.612-4794)
Code 32 (W.D.612-1543)

Engine - Spec AA

*405-1422 Housing Assembly
*140-0894 Carburetor Air Preheater Kit
134-1805 Air Duct
503-0458 Clamp
140-0789 Heat Shield
133-0187 Hose Adapter
309-0195 Bracket (HATKO)
309-0196 Thermostat Switch (HATKO)
309-0169 Low Oil Pressure Cutoff Switch
502-0053 Elbow 45°

12.5JC-3R/8375AA

Generator - 2006-0005
Control - Code 35 (W.D.612-1559)
Code 439 (W.D.612-4793)
Code 32 (W.D.612-1543)

Engine - Spec AA

*405-1422 Housing Assembly
*159-0799 Fuel Tank Assembly
*140-0893 Carburetor Air Preheater Kit
134-1805 Air Duct
503-0458 Clamp
140-0789 Heat Shield
133-0187 Hose Adapter

12.5JC-3R/8692AA

Generator - 2006-0005
Control - Code 439 (W.D.612-4793)
Code 475 (W.D.615-0372)

Engine - Spec AA

*141-0892 Carburetor Air Preheater Kit

12.5JC-3R/8941T

Generator - 10JC3N4C
Control - Code 35 (W.D.612-1559)
Code 149 (W.D.612-2657)
Code 221 (W.D.625-0632)
Code 32 (W.D.612-1543)

Engine - Spec T

*140-0893 Carburetor Air Preheater Kit
*405-1422 Housing Assembly
134-1805 Air Duct
503-0458 Clamp
140-0789 Heat Shield
133-0187 Hose Adapter

12.5JC-3R/8969AA

Generator - 2006-0005
Control - Code 35 (W.D.612-1559)
Code 439 (W.D.612-4793)
Code 32 (W.D.612-1543)

Engine - Spec AA

*405-1424 Housing Assembly
*159-0799 Fuel Tank Assembly
*140-0893 Carburetor Air Preheater Kit
134-1810 Air Duct With Shutter Assembly
503-0458 Clamp
140-0789 Heat Shield
133-0187 Hose Adapter

12.5JC-3R/9131U

Generator - 10JC3N4C
Control - Code 35 (W.D.612-1559)
Code 150 (W.D.612-2658)
Code 221 (W.D.625-0632)
Code 32 (W.D.612-1543)

Engine - Spec U

*141-0725 Carburetor (Gas)
*405-1724 Housing Assembly
134-1805 Air Duct
155-0360 Muffler
140-0078 Bands
155-0949 Exhaust Flexible Tube
505-0043 Pipe Elbow
309-0169 Low Oil Pressure Cutoff Switch
502-0053 Elbow 45°
309-0196 Thermostat Switch (HATKO)
309-0195 Bracket (HATKO)

12.5JC-3R/9234AA

Generator - 2006-0005
Control - Code 59 (W.D.612-1786)
Code 439 (W.D.612-4793)
Code 32 (W.D.612-1543)

Engine - Spec AA

*141-0725 Carburetor (Gas)
*405-1422 Housing Assembly
134-1805 Air Duct

12.5JC-3R/9279AA

Generator - 2006-0005
Control - Code 35 (W.D.612-1559)
Code 440 (W.D.612-4794)
Code 32 (W.D.612-1543)

Engine - Spec AA

*405-1424 Housing Assembly
*159-0799 Fuel Tank Assembly
134-1810 Air Duct With Shutter
503-0458 Clamp
140-0789 Heat Shield
133-0187 Hose Adapter
309-0169 Low Oil Pressure Cutoff Switch
502-0053 Elbow 45°
309-0196 Thermostat Switch (HATKO)
309-0195 Bracket (HATKO)

* - Refer to Accessory Section for Component Parts.
+ - See Engine Section for Optional Call Outs.

MODEL DATA SECTION

12.5JC-3R/9419U

Generator - 10JC3N4C
 Control - Code 35 (W.D.612-1559)
 Code 150 (W.D.612-2658)
 Code 221 (W.D.625-0632)
 Code 32 (W.D.612-1543)
 Engine - Spec U
 *141-0725 Carburetor (Gas)
 *405-1422 Housing Assembly
 134-1805 Air Duct
 309-0169 Low Oil Pressure Cutoff
 Switch
 502-0053 Elbow 45°
 309-0196 Thermostat Switch
 (HATKO)
 309-0195 Bracket (HATKO)

12.5JC-3R/9768AA

Generator - 2006-0005
 Control - Code 35 (W.D.612-1559)
 Code 440 (W.D.612-4794)
 Code 32 (W.D.612-1543)
 Engine - Spec AA
 *405-1422 Housing Assembly
 *159-0799 Fuel Tank Assembly
 *140-0894 Carburetor Air Pre-
 heater Kit
 134-1805 Air Duct
 140-0789 Heat Shield
 133-0187 Hose Adapter
 309-0196 Thermostat Switch
 (HATKO)
 309-0195 Bracket (HATKO)
 309-0169 Low Oil Pressure Cutoff
 Switch
 502-0053 Elbow 45°

12.5JC-3R/9835T

Generator - 10JC3N4C
 Control - Code 35 (W.D.612-1559)
 Code 150 (W.D.612-2658)
 Code 221 (W.D.625-0632)
 Code 32 (W.D.612-1543)
 Engine - Spec T
 *405-1422 Housing Assembly
 *140-0894 Carburetor Air Pre-
 heater Kit
 *159-0799 Fuel Tank Assembly
 134-1805 Air Duct
 503-0458 Clamp
 140-0789 Heat Shield
 133-0187 Hose Adapter
 309-0169 Low Oil Pressure Cutoff
 Switch
 502-0053 Elbow 45°

12.5JC-3R/10178U

Generator - 10JC/216
 Control - Code 161 (W.D.612-2737)
 Code 221 (W.D.625-0632)
 Code 173 (W.D.615-0198)
 Engine - Spec U
 *141-0725 Carburetor (Gas)
 309-0169 Low Oil Pressure Cutoff
 Switch
 502-0053 Elbow 45°

12.5JC-3R/10178U (continued)

309-0171 Thermostat Switch
 (HATKO)
 338-0337 Harness (HATKO)
 539-0010 Overspeed Cutoff
 Switch (OSKO)

12.5JC-3R/10657T

Generator - 10JC3N4C
 Control - Code 35 (W.D.612-1559)
 Code 149 (W.D.612-2657)
 Code 221 (W.D.625-0632)
 Code 32 (W.D.612-1543)
 Engine - Spec T
 *141-0720 Carburetor (Gas-Gaso)
 *405-1422 Housing Assembly
 134-1805 Air Duct

12.5JC-3R/10690AA

Generator - 2006-0005
 Control - Code 35 (W.D.612-1559)
 Code 440 (W.D.612-4794)
 Code 32 (W.D.612-1543)
 Engine - Spec AA
 *140-0893 Carburetor Air Pre-
 heater Kit
 *405-1724 Housing Assembly
 *159-0799 Fuel Tank Assembly
 134-1805 Air Duct
 155-0360 Muffler
 140-0078 Bands (2)
 155-0949 Flexible Exhaust Tube
 505-0043 Elbow
 503-0458 Clamp
 140-0789 Heat Shield
 133-0187 Hose Adapter
 309-0196 Thermostat Switch
 (HATKO)
 309-0195 Bracket (HATKO)
 309-0169 Low Oil Pressure Cutoff
 Switch
 502-0053 Elbow 45°

12.5JC-3R/12236T

Generator - 10JC3N4C
 Control - Code 149 (W.D.612-2657)
 Code 221 (W.D.625-0632)
 Code 173 (W.D.615-0198)
 Engine - Spec T
 *141-0720 Carburetor (Gas-Gaso)

12.5JC-3R/12618AA

Generator - 2006-0005
 Control - Code 35 (W.D.612-1559)
 Code 440 (W.D.612-4793)
 Code 208 (W.D.625-0023)
 Code 32 (W.D.612-1543)

Engine - Spec AA
 *141-0725 Carburetor (Gas)
 *405-1424 Housing Assembly
 102-0549 Oil Base
 134-1810 Air Duct With Shutter

12.5JC-3R/12807AA

Generator - 2006-0005
 Control - Code 440 (W.D.612-4794)
 Code 476 (W.D.615-0373)

12.5JC-3R/12807AA (continued)

Engine - Spec AA
 *141-0725 Carburetor (Gas)
 309-0169 Low Oil Pressure Cutoff
 Switch
 502-0053 Elbow 45°
 309-0196 Thermostat Switch
 (HATKO)
 309-0195 Bracket (HATKO)

12.5JC-3R/12851AA

Generator - 2006-0005
 Control - Code 35 (W.D.612-1559)
 Code 439 (W.D.612-4793)
 Code 32 (W.D.612-1543)
 Engine - Spec AA
 *141-0725 Carburetor (Gas)
 *405-1422 Housing Assembly
 134-1805 Air Duct

12.5JC-3R/12968U

Generator - 10JC3N4C
 Control - Code 35 (W.D.612-1559)
 Code 150 (W.D.612-2658)
 Code 221 (W.D.625-0632)
 Code 208 (W.D.625-0023)
 Code 32 (W.D.612-1543)
 Engine - Spec U
 *141-0725 Carburetor (Gas)
 *405-1422 Housing Assembly
 102-0549 Oil Base
 134-1805 Air Duct
 309-0196 Thermostat Switch
 (HATKO)
 309-0195 Bracket (HATKO)
 309-0169 Low Oil Pressure Cutoff
 Switch
 502-0053 Elbow 45°

12.5JC-3R/12968AA

Generator - 2006-0005
 Control - Code 35 (W.D.612-1559)
 Code 440 (W.D.612-4794)
 Code 208 (W.D.625-0023)
 Code 32 (W.D.612-1543)

Engine - Spec AA
 *141-0725 Carburetor (Gas)
 *405-1422 Housing Assembly
 102-0549 Oil Base
 134-1805 Air Duct
 309-0196 Thermostat Switch
 (HATKO)
 309-0195 Bracket (HATKO)
 309-0169 Low Oil Pressure Cutoff
 Switch
 502-0053 Elbow 45°

12.5JC-3R/13013AA

Generator - 2006-0005
 Control - Code 35 (W.D.612-1559)
 Code 446 (W.D.612-4848)
 Code 208 (W.D.625-0023)
 Code 32 (W.D.612-1543)
 Engine - Spec AA
 *141-0720 Carburetor (Gas-Gaso)
 *405-1726 Housing Assembly
 102-0549 Oil Base

* - Refer to Accessory Section for Component Parts.

+ - See Engine Section for Optional Call Outs.

MODEL DATA SECTION

349

12.5JC-3R/13013AA (continued)

134-1810 Air Duct With Shutter
539-0234 Overspeed Cutoff Switch
338-0768 Harness
309-0169 Low Oil Pressure Cutoff Switch
502-0053 Elbow 45°
155-0360 Muffler
140-0078 Bands (2)
155-0949 Flexible Exhaust Tube
505-0043 Elbow-Pipe
309-0196 Thermostat Switch (HATKO)
309-0195 Bracket (HATKO)

12.5JC-3R/13123AA

Generator - 2006-0005
Control - Code 446 (W.D.612-4848)
Code 476 (W.D.615-0373)
Engine - Spec AA
*141-0725 Carburetor (Gas)
539-0234 Overspeed Cutoff Switch (OSKO)
338-0768 Harness
309-0169 Low Oil Pressure Cutoff Switch
502-0053 Elbow 45°
309-0196 Thermostat Switch (HATKO)
309-0195 Bracket (HATKO)

12.5JC-3R/13384U

Generator - 10JC3N4C
Control - Code 59 (W.D.612-1786)
Code 150 (W.D.612-2658)
Code 221 (W.D.625-0632)
Code 32 (W.D.612-1543)
Engine - Spec U
*141-0725 Carburetor (Gas)
*405-1422 Housing Assembly
134-1805 Air Duct
309-0169 Low Oil Pressure Cutoff Switch
502-0053 Elbow 45°
309-0196 Thermostat Switch (HATKO)
309-0195 Bracket (HATKO)

12.5JC-3R/13389AA

Generator - 2006-0005
Control - Code 35 (W.D.612-1559)
Code 439 (W.D.612-4793)
Code 208 (W.D.625-0023)
Code 32 (W.D.612-1543)
Engine - Spec AA
*405-1424 Housing Assembly
*140-0893 Carburetor Air Pre-heater Kit
102-0549 Oil Base
134-1810 Air Duct With Shutter
503-0458 Clamp
140-0789 Heat Shield
133-0187 Hose Adapter

12.5JC-3R/13401U

Generator - 10JC/216
Control - Code 438 (W.D.612-4778)
Code 221 (W.D.625-0632)
Code 173 (W.D.615-0198)
Engine - Spec U
*141-0725 Carburetor (Gas)
309-0169 Low Oil Pressure Cutoff Switch
502-0053 Elbow 45°
309-0171 Thermostat Switch (HATKO)
338-0337 Harness (HATKO)
539-0010 Overspeed Cutoff Switch (OSKO)

12.5JC-3R/13546T

Generator - 10JC3N4C
Control - Code 59 (W.D.612-1786)
Code 150 (W.D.612-2658)
Code 221 (W.D.625-0632)
Code 32 (W.D.612-1543)
Engine - Spec T
*405-1422 Housing Assembly
*140-0894 Carburetor Air Pre-heater Kit
134-1805 Air Duct
503-0458 Clamp
140-0789 Heat Shield
133-0187 Hose Adapter
309-0169 Low Oil Pressure Cutoff Switch
502-0053 Elbow 45°

12.5JC-3R/13572U

Generator - 10JC3N4C
Control - Code 149 (W.D.612-2657)
Code 221 (W.D.625-0632)
Code 173 (W.D.615-0198)
Engine - Spec U
*141-0725 Carburetor
134-1805 Air Duct
134-1375 Plate

12.5JC-3R/13588U

Generator - 10JC3N4C
Control - Code 35 (W.D.612-1559)
Code 149 (W.D.612-2657)
Code 221 (W.D.625-0632)
Code 208 (W.D.625-0023)
Code 32 (W.D.612-1543)
Engine - Spec U
*141-0725 Carburetor (Gas)
*405-1424 Housing Assembly
134-1810 Air Duct With Shutter
102-0549 Oil Base
309-0196 Thermostat Switch (HATKO)
309-0195 Bracket (HATKO)

12.5JC-3R/13681T

Generator - 10JC3N4C
Control - Code 150 (W.D.612-2658)
Code 221 (W.D.625-0632)
Code 173 (W.D.615-0198)
Engine - Spec T

12.5JC-3R/13681T (continued)

*403-0792 Skid Assembly
*140-0733 Air Cleaner Assembly
140-0740 Air Tube
503-0365 Clamps (3)
140-0723 Precleaner
503-0330 Hose
416-0522 Battery Plate
309-0162 Thermostat Switch (HATKO)
338-0337 Harness (HATKO)
309-0169 Low Oil Pressure Cutoff Switch
502-0053 Elbow 45°

12.5JC-3R/13724U

Generator - 10JC/529
Control - Code 35 (W.D.612-1559)
Code 399 (W.D.612-4422)
Code 221 (W.D.625-0632)
Code 32 (W.D.612-1543)
Engine - Spec U
*141-0725 Carburetor (Gas)
*405-1724 Housing Assembly
134-1805 Air Duct
155-0360 Muffler
140-0078 Bands (2)
155-0949 Flexible Exhaust Tube
505-0043 Elbow
309-0169 Low Oil Pressure Cutoff Switch
502-0053 Elbow 45°
309-0206 Thermostat Switch (HATKO)
149-0638 Fuel Pump Cover

12.5JC-3R/13820U

Generator - 10JC/216
Control - Code 443A (W.D.612-4823)
Code 221 (W.D.625-0632)
Code 173 (W.D.615-0198)
Code 208 (W.D.625-0023)
Engine - Spec U
*141-0725 Carburetor (Gas)
*403-0792 Skid Assembly
102-0549 Oil Base
134-1805 Air Duct
416-0522 Battery Plate
134-1375 Plate
530-0010 Overspeed Cutoff Switch (OSKO)
309-0169 Low Oil Pressure Cutoff Switch
502-0053 Elbow 45°
309-0196 Thermostat Switch (HATKO)
309-0195 Bracket (HATKO)

12.5JC-3R/13832U

Generator - 10JC3N4C
Control - Code 35 (W.D.612-1559)
Code 150 (W.D.612-2658)
Code 221 (W.D.625-0632)
Code 32 (W.D.612-1543)
Engine - Spec U
*141-1725 Carburetor (Gas)

* - Refer to Accessory Section for Component Parts.
+ - See Engine Section for Optional Call Outs.

MODEL DATA SECTION

12.5JC-3R/13832U (continued)

*405-1724 Housing Assembly
134-1805 Air Duct
155-0360 Muffler
140-0078 Bands (2)
155-0949 Flexible Exhaust Tube
505-0043 Elbow-Pipe
309-0169 Low Oil Pressure Cutoff Switch
502-0053 Elbow 45°

12.5JC-3R/13905T

Generator - 10JC3N4C
Control - Code 237 (W.D.612-2873)
Code 221 (W.D.625-0632)
Code 174 (W.D.615-0199)
Engine - Spec T
*140-0892 Carburetor Air Pre-heater Kit
309-0169 Low Oil Pressure Cutoff Switch
502-0053 Elbow 45°
309-0171 Thermostat Switch (HATKO)
338-0337 Harness (HATKO)

12.5JC-3R/13961AA

Generator - 2006-0005
Control - Code 35 (W.D.612-1559)
Code 439 (W.D.612-4793)
Code 32 (W.D.612-1543)
Engine - Spec AA
*141-0725 Carburetor (Gas)
*405-1724 Housing Assembly
155-0360 Muffler
140-0078 Bands (2)
155-0949 Flexible Exhaust Tube
505-0043 Elbow
134-1805 Air Duct
503-0159 Gas Hose
503-0446 Gas Hose Clamp
517-0101 Gas Hose Plug
331-0103 Gas Hose Grommet

12.5JC-3R/14060AA

Generator - 2006-0005
Control - Code 35 (W.D.612-1559)
Code 439 (W.D.612-4793)
Code 32 (W.D.612-1543)
Engine - Spec AA
*405-1724 Housing Assembly
*159-0799 Fuel Tank Assembly
*140-0893 Carburetor Air Pre-heater Kit
134-1805 Air Duct
155-0360 Muffler
140-0078 Bands (2)
155-0949 Flexible Exhaust Tube
505-0043 Elbow
503-0458 Clamp
140-0789 Heat Shield
133-0187 Hose Adapter

12.5JC-3R/14256AA

Generator - 2006-0005
Control - Code 440 (W.D.612-4794)

12.5JC-3R/14256AA (continued)

Code 476 (W.D.615-0373)
Engine - Spec AA
*141-0725 Carburetor (Gas)
*403-0792 Skid Assembly
416-0522 Battery Plate
309-0169 Low Oil Pressure Cutoff Switch
502-0053 Elbow 45°

12.5JC-3R/14269AA

Generator - 2006-0005
Control - Code 59 (W.D.612-1786)
Code 451 (W.D.612-4860)
Code 32 (W.D.612-1543)
Engine - Spec AA
*141-0725 Carburetor (Gas)
*405-1422 Housing Assembly
309-0169 Low Oil Pressure Cutoff Switch
502-0053 Elbow 45°
309-0196 Thermostat Switch (HATKO)
309-0195 Bracket (HATKO)
134-1805 Air Duct

12.5JC-3R/14395AA

Generator - 2006-0005
Control - Code 439 (W.D.612-4793)
Code 476 (W.D.615-0373)
Engine - Spec AA
*141-0720 Carburetor (Gas-Gaso)
102-0549 Oil Base

12.5JC-3R/14460AA

Generator - 2006-0005
Control - Code 59 (W.D.612-1786)
Code 445 (W.D.612-4844)
Code 208 (W.D.625-0023)
Code 32 (W.D.612-1543)
Engine - Spec AA
*141-0725 Carburetor (Gas)
*405-1422 Housing Assembly
134-1805 Air Duct
102-0549 Oil Base
309-0169 Low Oil Pressure Cutoff Switch
502-0053 Elbow 45°
309-0206 Thermostat Switch (HATKO)
309-0195 Bracket (HATKO)

12.5JC-3R/14465AA (Mobile Unit)

Generator - 2006-0005
Control - Code 449 (W.D.612-4852)
Code 476 (W.D.615-0373)
Engine - Spec AA
*140-0892 Carburetor Air Pre-heater Kit

12.5JC-3R/14495AA

Generator - 2006-0005
Control - Code 59 (W.D.612-1786)
Code 440 (W.D.612-4794)
Code 32 (W.D.612-1543)
Engine - Spec AA

12.5JC-3R/14495AA (continued)

*140-0894 Carburetor Air Pre-heater Kit
*159-0799 Fuel Tank Assembly
*405-1422 Housing Assembly
*159-0760 Day Tank (2 quarts)
134-1805 Air Duct
140-0789 Heat Shield
133-0187 Adapter
503-0458 Clamp
309-0169 Low Oil Pressure Cutoff Switch
502-0053 Elbow 45°

12.5JC-3R/14580AA

Generator - 2006-0005
Control - Code 467 (W.D.612-4997)
Code 476 (W.D.615-0373)
Engine - Spec AA
*141-0725 Carburetor (Gas)
134-1805 Air Duct
134-1375 Plate
309-0169 Low Oil Pressure Cutoff Switch
502-0053 Elbow 45°
309-0206 Thermostat Switch (HATKO)
309-0195 Bracket (HATKO)

12.5JC-3R/14701AA

Generator - 2006-0005
Control - Code 440 (W.D.612-4794)
Code 476 (W.D.615-0373)
Code 208 (W.D.625-0023)
Engine - Spec AA
*141-0720 Carburetor (Gas-Gaso)
134-1805 Air Duct
134-1375 Plate
102-0549 Oil Base
309-0169 Low Oil Pressure Cutoff Switch
502-0053 Elbow 45°
309-0196 Thermostat Switch (HATKO)
309-0195 Bracket (HATKO)

12.5JC-3R/14866AA

Generator - 2006-0005
Control - Code 35 (W.D.612-1559)
Code 439 (W.D.612-4793)
Code 32 (W.D.612-1543)
Engine - Spec AA
*140-0893 Carburetor Air Pre-heater Kit
*405-1726 Housing Assembly
134-1810 Air Duct With Shutter
140-0789 Heat Shield
133-0187 Hose Adapter
503-0458 Clamp
155-0360 Muffler
155-0949 Flexible Exhaust Tube
140-0078 Mtg. Bands (2)
505-0043 Pipe Elbow

* - Refer to Accessory Section for Component Parts.

+ - See Engine Section for Optional Call Outs.

MODEL DATA SECTION

351

12.5JC-3R/14877AA

Generator - 2006-0005
Control - Code 59 (W.D.612-1786)
Code 440 (W.D.612-4794)
Code 32 (W.D.612-1543)
Engine - Spec AA
*141-0725 Carburetor (Gas)
*405-1724 Housing Assembly
134-1805 Air Duct
155-0360 Muffler
140-0078 Bands (2)
155-0949 Flexible Exhaust Tube
505-0043 Elbow 45°
309-0169 Low Oil Pressure Cutoff Switch
502-0053 Elbow 45°
309-0196 Thermostat Switch (HATKO)
309-0195 Bracket (HATKO)

12.5JC-3R/14939AA

Generator - 2006-0005
Control - Code 439 (W.D.612-4793)
Code 476 (W.D.615-0373)
Engine - Spec AA
*141-0725 Carburetor (Gas)

12.5JC-3R/14974AA

Generator - 2006-0005
Control - Code 440 (W.D.612-4794)
Code 476 (W.D.615-0373)
Code 208 (W.D.625-0023)
Engine - Spec AA
*141-0725 Carburetor (Gas)
102-0549 Oil Base
309-0162 Thermostat Switch (HATKO)
338-0337 Harness (HATKO)
309-0169 Low Oil Pressure Cutoff Switch
502-0053 Elbow 45°

12.5JC-3R/15053AA

Generator - 2006-0005
Control - Code 467 (W.D.612-4997)
Code 476 (W.D.615-0373)
Code 208 (W.D.625-0023)
Engine - Spec AA
*141-0720 Carburetor (Gas-Gaso)
*403-0792 Skid Assembly
134-1805 Air Duct
134-1375 Plate
416-0522 Battery Plate
309-0169 Low Oil Pressure Cutoff Switch
502-0053 Elbow 45°
102-0549 Oil Base
309-0206 Thermostat Switch (HATKO)
309-0195 Bracket (HATKO)

12.5JC-3R/15091AA

Generator - 2006-0005
Control - Code 440 (W.D.612-4794)
Code 476 (W.D.615-0373)
Code 208 (W.D.625-0023)

12.5JC-3R/15091AA (continued)

Engine - Spec AA
*140-0893 Carburetor Air Pre-heater Kit
134-1805 Air Duct
134-1375 Plate
140-0789 Heat Shield
133-0187 Hose Adapter
503-0458 Clamp
102-0549 Oil Base
309-0169 Low Oil Pressure Cutoff Switch
502-0053 Elbow 45°
309-0196 Thermostat Switch (HATKO)
309-0195 Bracket (HATKO)

12.5JC-3R/15115AA

Generator - 2006-0005
Control - Code 440 (W.D.612-4794)
Code 475 (W.D.615-0372)
Code 208 (W.D.625-0023)
Engine - Spec AA
*141-0725 Carburetor (Gas)
134-1810 Air Duct With Shutter
102-0549 Oil Base
309-0169 Low Oil Pressure Cutoff Switch
502-0053 Elbow 45°
309-0196 Thermostat Switch (HATKO)
309-0195 Bracket (HATKO)

12.5JC-3R/15420AA

Generator - 2006-0005
Control - Code 446 (W.D.612-4848)
Code 476 (W.D.615-0373)
Engine - Spec AA
*141-0725 Carburetor (Gas)
134-1805 Air Duct
134-1375 Plate
309-0169 Low Oil Pressure Cutoff Switch
502-0053 Elbow 45°
309-0196 Thermostat Switch (HATKO)
309-0195 Bracket (HATKO)

12.5JC-3R/15476AA

Generator - 2006-0005
Control - Code 59 (W.D.612-1786)
Code 439 (W.D.612-4793)
Code 32 (W.D.612-1543)
Engine - Spec AA
*141-0725 Carburetor (Gas)
*405-1424 Housing Assembly
134-1810 Air Duct With Shutter

12.5JC-3R/15520AA

Generator - 2006-0005
Control - Code 440 (W.D.612-4794)
Code 476 (W.D.615-0373)
Code 208 (W.D.625-0023)
Engine - Spec AA
*140-0894 Carburetor Air Pre-heater Kit

12.5JC-3R/15520AA (continued)

102-0549 Oil Base
309-0169 Low Oil Pressure Cutoff Switch
502-0053 Elbow 45°
309-0196 Thermostat Switch (HATKO)
309-0195 Bracket (HATKO)

12.5JC-3R/15554AA

Generator - 2006-0005
Control - Code 467 (W.D.612-4997)
Code 476 (W.D.615-0373)
Engine - Spec AA
*141-0720 Carburetor (Gas-Gaso)
134-1805 Air Duct
134-1375 Plate
309-0169 Low Oil Pressure Cutoff Switch
502-0053 Elbow 45°
309-0206 Thermostat Switch (HATKO)
309-0195 Bracket (HATKO)

12.5JC-3R/15682AA

Generator - 2006-0005
Control - Code 467 (W.D.612-4997)
Code 476 (W.D.615-0373)
Engine - Spec AA
*141-0725 Carburetor (Gas)
309-0169 Low Oil Pressure Cutoff Switch
502-0053 Elbow 45°
309-0206 Thermostat Switch (HATKO)
309-0195 Bracket (HATKO)

12.5JC-3R31/14392AA (Penn State)

Generator - 2006-0005
Control - Code 446 (W.D.612-4848)
Code 483 (W.D.615-0389)
Engine - Spec AA
*141-0720 Carburetor (Gas-Gaso)
134-1805 Air Duct
134-1375 Plate
309-0169 Low Oil Pressure Cutoff Switch
502-0053 Elbow 45°

12.5JC-3R131/10835AA (Penn State)

Generator - 2006-0005
Control - Code 434 (W.D.612-2609)
Code 439 (W.D.612-4793)
Code 32 (W.D.612-1543)
Engine - Spec AA
*141-0725 Carburetor (Gas)
*405-1724 Housing Assembly
134-1805 Air Duct
155-0360 Muffler
140-0078 Bands (2)
155-0949 Flexible Exhaust Tube
505-0043 Elbow-Pipe

MODEL DATA SECTION

12.5JC-3R131/12461U (Penn State)

Generator 10JC3N4C
Control - Code 257 (W.D.612-3076)
Code 221 (W.D.625-0632)
Code 370 (W.D.615-0335)
Engine - Spec U
*141-0725 Carburetor (Gas)

12.5JC-3R131/13930U (Penn State)

Generator 10JC3N4C
Control - Code 434 (W.D.612-2609)
Code 443 (W.D.612-4812)
Code 221 (W.D.625-0632)
Code 32 (W.D.612-1543)
Engine - Spec U
*141-0725 Carburetor (Gas)
*405-1422 Housing Assembly
309-0169 Low oil pressure cutoff switch
502-0053 Elbow 45°
134-1805 Air Duct

12.5JC-4R/1140AA

Generator 2006-0080
Control - Code 28 (W.D.612-1486)
Code 439 (W.D.612-4793)
Code 32 (W.D.612-1543)
Engine - Spec AA
*405-1422 Housing Assembly
*140-0893 Carburetor air pre-heater kit
134-1805 Air Duct
503-0485 Clamp
140-0789 Heat Shield
133-0187 Hose Adapter

12.5JC-4R/2088AA

Generator 2006-0080
Control - Code 439 (W.D.612-4793)
Code 474 (W.D.615-0371)
Engine - Spec AA
*141-0725 Carburetor (Gas)

12.5JC-4R/2588AA

Generator 2006-0080
Control - Code 440 (W.D.612-4794)
Code 473 (W.D.615-0370)
Engine - Spec AA
*141-0725 Carburetor (Gas)
309-0169 Low oil pressure cutoff switch
502-0053 Elbow 45°

12.5JC-4R/2681U

Generator 10JC4N4C
Control - Code 149 (W.D.612-2657)
Code 221 (W.D.625-0632)
Code 180 (W.D.615-0218)
Engine - Spec U
*141-0725 Carburetor (Gas)
134-1805 Air Duct
134-1375 Plate

12.5JC-4R/3157U

Generator 10JC4N4C
Control - Code 150 (W.D.612-2658)
Code 221 (W.D.625-0632)

12.5JC-4R/3157U (Continued)

Engine - Spec U
*141-0725 Carburetor (Gas)
134-1805 Air Duct
134-1375 Plate
309-0169 Low oil pressure cut-off switch
502-0053 Elbow 45°

12.5JC-4R/3438AA

Generator 2006-0080
Control - Code 440 (W.D.612-4794)
Code 474 (W.D.615-0371)
Engine - Spec AA
*141-0725 Carburetor (Gas)
134-1805 Air Duct
134-1375 Plate
309-0169 Low oil pressure cut-off switch
502-0053 Elbow 45°
309-0196 Thermostat switch (HATKO)
309-0195 Bracket (HATKO)

12.5JC-4R/3471AA

Generator 2006-0080
Control - Code 440 (W.D.612-4794)
Code 473 (W.D.615-0370)
Engine - Spec AA
*141-0720 Carburetor (Gas-Gaso)
134-1805 Air Duct
134-1375 Plate
309-0169 Low oil pressure cut-off switch
502-0053 Elbow 45°
309-0196 Thermostat switch (HATKO)
309-0195 Bracket (HATKO)

12.5JC-4R/3482T

Generator 10JC4N4C
Control - Code 149 (W.D.612-2657)
Code 221 (W.D.625-0632)
Code 180 (W.D.615-0218)
Engine - Spec T
*159-0760 Day Tank Assembly
*140-0893 Carburetor Air Pre-heater Kit
134-1805 Air Duct
503-0458 Clamp
140-0789 Heat Shield
133-0187 Hose Adapter

12.5JC-4R/3869U

Generator 10JC4N4C
Control - Code 150 (W.D.612-2658)
Code 221 (W.D.625-0632)
Code 175 (W.D.615-0202)
Engine - Spec U
*141-0725 Carburetor (Gas)
134-1805 Air Duct
309-0169 Low oil pressure cut-off switch
502-0053 Elbow 45°

12.5JC-4R/3980U

Generator 10JC4N4C

12.5JC-4R/3980U (Continued)

Control - Code 149 (W.D.612-2657)
Code 221 (W.D.625-0632)
Engine - Spec U
*141-0725 Carburetor (Gas)

12.5JC-4R/4771AA

Generator 2006-0080
Control - Code 440 (W.D.612-4794)
Code 474 (W.D.615-0371)
Engine - Spec AA
*141-0725 Carburetor (Gas)
309-0169 Low oil pressure cut-off switch
502-0053 Elbow 45°
309-0196 Thermostat Switch (HATKO)
309-0195 Bracket (HATKO)

12.5JC-4R/4771U

Generator 10JC4N4C
Control - Code 150 (W.D.612-2658)
Code 221 (W.D.625-0632)
Code 180 (W.D.615-0218)
Engine - Spec U
*141-0725 Carburetor (Gas)
309-0169 Low oil pressure cutoff switch
502-0053 Elbow 45°
309-0196 Thermostat Switch (HATKO)
309-0195 Bracket (HATKO)

12.5JC-4R/5190AA

Generator 2006-0080
Control - Code 440 (W.D.612-4794)
Code 474 (W.D.615-0371)
Engine - Spec AA
*141-0720 Carburetor (Gas-Gaso)
309-0169 Low oil pressure cutoff switch
502-0053 Elbow 45°
309-0196 Thermostat Switch (HATKO)
309-0195 Bracket (HATKO)

12.5JC-4R/5539AA

Generator 2006-0080
Control - Code 446 (W.D.612-4848)
Code 474 (W.D.615-0371)
Engine - Spec AA
*141-0725 Carburetor (Gas)
134-1805 Air Duct
134-1375 Plate
309-0169 Low oil pressure cutoff switch
502-0053 Elbow 45°
309-0196 Thermostat Switch (HATKO)
309-0195 Bracket (HATKO)

12.5JC-4R/6569AA

Generator 2006-0080
Control - Code 440 (W.D.612-4794)
Code 474 (W.D.615-0371)
Engine - Spec AA
*140-0893 Carburetor Air Preheater Kit
134-1805 Air Duct
134-1375 Plate
309-0169 Low oil pressure cutoff switch

* - Refer to Accessory Section for Component Parts.

+ - See Engine Section for Optional Call Outs.

MODEL DATA SECTION

353

12.5JC-4R/6569AA (Continued)

502-0053 Elbow 45°
309-0196 Thermostat Switch
(HATKO)
309-0195 Bracket (HATKO)

12.5JC-4R/6664U

Generator 10JC4N4C
Control - Code 237 (W.D.612-2873)
Code 221 (W.D.625-0632)
Code 180 (W.D.615-0218)
Engine - Spec U
*141-0725 Carburetor (Gas)
134-1805 Air Duct
309-0169 Low oil pressure cut-
off switch
502-0053 Elbow 45°
309-0206 Thermostat Switch
(HATKO)
309-0195 Bracket (HATKO)

12.5JC-4R/6664AA

Generator 2006-0080
Control - Code 451 (W.D.612-4860)
Code 474 (W.D.615-0371)
Engine - Spec AA
*141-0725 Carburetor (Gas)
134-1805 Air Duct
134-1375 Plate
309-0169 Low oil pressure cut-
off switch
502-0053 Elbow 45°
309-0206 Thermostat Switch
(HATKO)
309-0195 Bracket (HATKO)

12.5JC-4R/8389T

Generator 10JC4N4C
Control - Code 149 (W.D.612-2657)
Code 221 (W.D.625-0632)
Engine - Spec T
*141-0720 Carburetor (Gas-Gaso)

12.5JC-4R/8692AA

Generator 2006-0080
Control - Code 439 (W.D.612-4793)
Code 473 (W.D.615-0370)
Engine - Spec AA
*140-0892 Carburetor air pre-
heater kit

12.5JC-4R/8744U

Generator 10JC4N4C
Control - Code 329 (W.D.612-3686)
Code 221 (W.D.625-0632)
Engine - Spec U
*141-0725 Carburetor (Gas)
134-1805 Air Duct
154-1224 Intake Manifold
148-0367 Vacuum Switch
502-0053 Vacuum Switch Elbow
505-0098 Vacuum Switch Nipple

12.5JC-4R/9010U

Generator 10JC/214
Control - Code 241 (W.D.612-2910)
Code 221 (W.D.625-0632)

12.5JC-4R/9010U (Continued)

Code 180 (W.D.615-0218)
Engine - Spec U
*141-0725 Carburetor (Gas)
134-1805 Air Duct
134-1375 Plate
309-0169 Low oil pressure cut-
off switch
502-0053 Elbow 45°

12.5JC-4R/9295U

Generator 10JC4N4C
Control - Code 149 (W.D.612-2657)
Code 221 (W.D.625-0632)
Code 175 (W.D.615-0202)
Engine - Spec U
*141-0725 Carburetor (Gas)
*403-0792 Skid Assembly
416-0522 Battery Plate

12.5JC-4R/9592AA

Generator 2006-0080
Control - Code 440 (W.D.612-4794)
Engine - Spec AA
*141-0725 Carburetor (Gas)
*403-0792 Skid Assembly
134-1805 Air Duct
134-1375 Plate
309-0169 Low oil pressure cut-
off switch
502-0053 Elbow 45°

12.5JC-4R/9871AA

Generator 2006-0080
Control - Code 28 (W.D.612-1486)
Code 439 (W.D.612-4793)
Code 32 (W.D.612-1543)
Engine - Spec AA
*405-1724 Housing Assembly
*159-0760 Day Tank Assembly
*140-0893 Carburetor air pre-
heater kit
134-1805 Air Duct
155-0360 Muffler
155-0949 Flexible Exhaust Tube
140-0078 Bands (2)
505-0043 Elbow
503-0458 Clamp
140-0789 Heat Shield
133-0187 Hose Adapter

12.5JC-4R/10480AA

Generator 2006-0080
Control - Code 23 (W.D.612-1469)
Code 439 (W.D.612-4793)
Code 32 (W.D.612-1543)
Engine - Spec AA
*141-0725 Carburetor (Gas)
*405-1724 Housing Assembly
134-1805 Air Duct
155-0360 Muffler
155-0949 Flexible Exhaust Tube
140-0078 Bands (2)
505-0043 Elbow
102-0549 Oil Base

12.5JC-4R/10652U

Generator 10JC4N4C
Control - Code 23 (W.D.612-1469)
Code 150 (W.D.612-2658)
Code 221 (W.D.625-0632)
Code 32 (W.D.612-1543)
Engine - Spec U
*141-0725 Carburetor (Gas)
*405-1422 Housing Assembly
134-1805 Air Duct
102-0549 Oil Base
309-0169 Low oil pressure cutoff
switch
502-0053 Elbow 45°
309-0196 Thermostat Switch (HATKO)
309-0195 Bracket (HATKO)

12.5JC-4R/10657AA

Generator 2006-0080
Control - Code 23 (W.D.612-1469)
Code 439 (W.D.612-4793)
Code 32 (W.D.612-1543)
Engine - Spec AA
*141-0720 Carburetor (Gas-Gaso)
*405-1422 Housing Assembly
134-1805 Air Duct

12.5JC-4R/10895U

Generator 10JC/214
Control - Code 23 (W.D.612-1469)
Code 161 (W.D.612-2737)
Code 221 (W.D.625-0632)
Code 208 (W.D.625-0023)
Code 32 (W.D.612-1543)
Engine - Spec U
*141-0725 Carburetor (Gas)
*405-1724 Housing Assembly
134-1805 Air Duct
155-0360 Muffler
155-0949 Flexible Exhaust Tube
140-0078 Muffler Bands (2)
505-0043 Elbow-Pipe
309-0169 Low oil pressure cutoff
switch
502-0053 Elbow 45°
309-0206 Thermostat Switch (HATKO)
309-0195 Bracket (HATKO)
102-0549 Oil Base

12.5JC-4R/11453U

Generator 10JC4N4C
Control - Code 329 (W.D.612-3686)
Code 221 (W.D.625-0632)
Code 180 (W.D.612-0218)
Engine - Spec U
*141-0725 Carburetor (Gas)
148-0367 Vacuum Switch
502-0053 Vacuum Switch Elbow
505-0098 Vacuum Switch Nipple
154-1224 Intake Manifold

12.5JC-4R/11692AA

Generator 2006-0080
Control - Code 439 (W.D.612-4793)
Code 473 (W.D.615-0370)
Code 208 (W.D.625-0023)

* - Refer to Accessory Section for Component Parts.
+ - See Engine Section for Optional Call Outs.

MODEL DATA SECTION

12.5JC-4R/11692AA (Continued)

Engine - Spec AA
 *141-0725 Carburetor (Gas)
 102-0549 Oil Base

12.5JC-4R/11695AA

Generator - 2006-0080
 Control - Code 23 (W.D.612-1469)
 Code 440 (W.D.612-4794)
 Code 208 (W.D.625-0023)
 Code 32 (W.D.612-1543)

Engine - Spec AA
 *141-0725 Carburetor (Gas)
 *405-1724 Housing Assembly
 134-1805 Air Duct
 155-0360 Muffler
 155-0949 Flexible Exhaust Tube
 140-0078 Mtg. Bands (2)
 505-0043 Elbow-Pipe
 102-0549 Oil Base
 309-0169 Low Oil Pressure Cut-off switch
 502-0053 Elbow 45°
 309-0196 Thermostat Switch (HATKO)
 309-0195 Bracket (HATKO)

12.5JC-4R/11814U

Generator - 10JC/214
 Control - Code 161 (W.D.612-2737)
 Code 221 (W.D.625-0632)
 Code 180 (W.D.615-0218)

Engine - Spec U
 *141-0725 Carburetor (Gas)
 309-0169 Low Oil Pressure Cut-off Switch
 502-0053 Elbow 45°
 309-0206 Thermostat Switch (HATKO)
 309-0195 Bracket (HATKO)
 539-0010 Overspeed Cutoff Switch (OSKO)

12.5JC-4R/11837U

Generator - 10JC4N4C
 Control - Code 149 (W.D.612-2657)
 Code 221 (W.D.625-0632)

Engine - Spec U
 *141-0725 Carburetor (Gas)
 134-1805 Air Duct
 134-1375 Plate

12.5JC-4R/12050AA

Generator - 2006-0080
 Control - Code 440 (W.D.612-4794)
 Code 474 (W.D.615-0371)

Engine - Spec AA
 *141-0725 Carburetor (Gas)
 309-0169 Low Oil Pressure Cut-off Switch
 502-0053 Elbow 45°
 309-0196 Thermostat Switch (HATKO)
 309-0195 Bracket (HATKO)

12.5JC-4R/12270U

Generator - 10JC/502
 Control - Code 399 (W.D.612-4422)
 Code 221 (W.D.625-0632)

Engine - Spec U
 *141-0725 Carburetor (Gas)
 134-1805 Air Duct
 134-1375 Plate

12.5JC-4R/12378AA

Generator - 2006-0080
 Control - Code 23 (W.D.612-1469)
 Code 440 (W.D.612-4794)
 Code 208 (W.D.625-0023)
 Code 32 (W.D.612-1543)

Engine - Spec AA
 *140-0893 Carburetor Air Pre-heater Kit
 *159-0799 Fuel Tank Assembly
 *405-1422 Housing Assembly
 134-1805 Air Duct
 140-0789 Heat Shield
 133-0187 Hose Adapter
 503-0458 Clamp
 102-0549 Oil Base
 309-0169 Low Oil Pressure Cut-off Switch
 502-0053 Elbow 45°
 309-0196 Thermostat Switch (HATKO)
 309-0195 Bracket (HATKO)

12.5JC-4R/12461AA

Generator - 2006-0080
 Control - Code 439 (W.D.612-4793)
 Code 474 (W.D.615-0371)

Engine - Spec AA
 *141-0725 Carburetor (Gas)

12.5JC-4R/12559U

Generator - 10JC4N4C
 Control - Code 149 (W.D.612-2657)
 Code 221 (W.D.625-0632)

Engine - Spec U
 *141-0725 Carburetor (Gas)
 *403-0792 Skid Assembly

12.5JC-4R/12787U

Generator - 10JC4N4C
 Control - Code 150 (W.D.612-2658)
 Code 221 (W.D.625-0632)
 Code 208 (W.D.625-0023)
 Code 32 (W.D.612-1543)

Engine - Spec U
 *141-0725 Carburetor (Gas)
 *405-1421 Housing Assembly
 102-0549 Oil Base
 134-1805 Air Duct
 309-0169 Low Oil Pressure Cut-off Switch
 502-0053 Elbow 45°

12.5JC-4R/12807U

Generator - 10JC4N4C
 Control - Code 150 (W.D.612-2658)
 Code 221 (W.D.625-0632)

12.5JC-4R/12807U (Continued)

Code 180 (W.D.615-0218)

Engine - Spec U
 *141-0725 Carburetor (Gas)
 309-0169 Low Oil Pressure Cutoff Switch
 502-0053 Elbow 45°
 309-0196 Thermostat Switch (HATKO)
 309-0195 Bracket (HATKO)

12.5JC-4R/12843U

Generator - 10JC/214
 Control - Code 161 (W.D.612-2737)
 Code 221 (W.D.625-0632)
 Code 180 (W.D.615-0218)
 Code 208 (W.D.625-0023)

Engine - Spec U
 *141-0725 Carburetor (Gas)
 *403-0792 Skid Assembly
 134-1805 Air Duct
 416-0522 Battery Plate
 102-0549 Oil Base
 309-0169 Low Oil Pressure Cutoff Switch
 502-0053 Elbow 45°
 309-0206 Thermostat Switch (HATKO)
 309-0195 Bracket (HATKO)
 539-0010 Overspeed Cutoff Switch

12.5JC-4R/12903U

Generator - 10JC4N4C
 Control - Code 150 (W.D.612-2658)
 Code 221 (W.D.625-0632)
 Code 208 (W.D.625-0023)
 Code 32 (W.D.612-1543)

Engine - Spec U
 *141-0725 Carburetor (Gas)
 *405-1725 Housing Assembly
 134-1810 Air Duct With Shutter
 102-0549 Oil Base
 155-0360 Muffler
 155-0949 Flexible Exhaust Tube
 140-0078 Mtg. Bands (2)
 505-0043 Elbow-Pipe
 309-0169 Low Oil Pressure Cutoff Switch
 502-0053 Elbow 45°
 309-0196 Thermostat Switch (HATKO)
 309-0195 Bracket (HATKO)

12.5JC-4R/13113U

Generator - 10JC4N4C
 Control - Code 348 (W.D.612-3853)
 Code 221 (W.D.625-0632)
 Code 208 (W.D.625-0023)
 Code 32 (W.D.612-1543)

Engine - Spec U
 *141-0725 Carburetor (Gas)
 *405-1725 Housing Assembly
 154-1224 Intake Manifold
 148-0367 Vacuum Switch
 502-0053 Vacuum Switch Elbow
 505-0098 Vacuum Switch Nipple
 309-0196 Thermostat Switch (HATKO)
 309-0195 Bracket (HATKO)
 102-0549 Oil Base

* - Refer to Accessory Section for Component Parts.

+ - See Engine Section for Optional Call Outs.

MODEL DATA SECTION

355

12.5JC-4R/13113U (Continued)

309-0169 Low Oil Pressure Cutoff Switch
502-0053 Elbow 45°
155-0360 Muffler
155-0949 Flexible Exhaust Tube
140-0078 Muffler Bands (2)
505-0043 Pipe Elbow
134-1810 Air Duct With Shutter

12.5JC-4R/13231T

Generator - 10JC4N4C
Control - Code 150 (W.D.612-2658)
Code 221 (W.D.625-0632)
Code 208 (W.D.625-0023)
Code 32 (W.D.612-1543)
Engine - Spec T
*141-0720 Carburetor (Gas-Gaso)
*405-1423 Housing Assembly
102-0549 Oil Base
309-0169 Low Oil Pressure Cutoff Switch
502-0053 Elbow 45°
134-1810 Air Duct With Shutter

12.5JC-4R/13332U

Generator - 10JC4N4C
Control - Code 150 (W.D.612-2658)
Code 221 (W.D.625-0632)
Engine - Spec U
*141-0725 Carburetor (Gas)
*403-0792 Skid Assembly
134-1805 Air Duct
309-0169 Low Oil Pressure Cutoff Switch
502-0053 Elbow 45°
309-0196 Thermostat Switch (HATKO)
309-0195 Bracket (HATKO)

12.5JC-4R/13423U

Generator - 10JC4N4C
Control - Code 348 (W.D.612-3853)
Code 221 (W.D.625-0632)
Code 208 (W.D.625-0023)
Engine - Spec U
*141-0725 Carburetor (Gas)
134-1805 Air Duct
102-0549 Oil Base
148-0367 Vacuum Switch
502-0053 Vacuum Switch Elbow
505-0098 Vacuum Switch Nipple
154-1224 Intake Manifold
309-0169 Low Oil Pressure Cutoff Switch
502-0053 Elbow 45°
309-0196 Thermostat Switch (HATKO)
309-0195 Bracket (HATKO)

12.5JC-4R/13435U

Generator - 10JC4N4C
Control - Code 237 (W.D.612-2873)
Code 221 (W.D.625-0632)
Engine - Spec U
*141-0725 Carburetor (Gas)
*403-0792 Skid Assembly
134-1805 Air Duct
134-1375 Plate
309-0169 Low Oil Pressure Cutoff Switch

12.5JC-4R/13435U (Continued)

502-0053 Elbow 45°
309-0196 Thermostat Switch (HATKO)
309-0195 Bracket (HATKO)

12.5JC-4R/13454T

Generator - 10JC4N4C
Control - Code 28 (W.D.612-1486)
Code 149 (W.D.612-2657)
Code 221 (W.D.625-0632)
Code 208 (W.D.625-0023)
Code 32 (W.D.612-1543)
Engine - Spec T
*140-0893 Carburetor Air Pre-heater Kit
*159-0799 Fuel Tank Assembly
*405-1724 Housing Assembly
134-1805 Air Duct
102-0549 Oil Base
503-0458 Clamp
140-0789 Heat Shield
133-0187 Hose Adapter
155-0360 Muffler
155-0949 Flexible Exhaust Tube
140-0078 Muffler Bands (2)
505-0043 Elbow-Pipe

12.5JC-4R/13481T

Generator - 10JC/214
Control - Code 23 (W.D.612-1469)
Code 159 (W.D.612-2735)
Code 221 (W.D.625-0632)
Code 32 (W.D.612-1543)
Engine - Spec T
*140-0894 Carburetor Air Pre-heater Kit
*405-1422 Housing Assembly
*159-0760 Day Tank Assembly
134-1805 Air Duct
503-0454 Clamp
140-0789 Heat Shield
133-0187 Hose Adapter
539-0010 Overspeed Cutoff Switch (OSKO)
309-0169 Low Oil Pressure Cutoff Switch
502-0053 Elbow 45°
309-0196 Thermostat Switch (HATKO)
309-0195 Bracket (HATKO)

12.5JC-4R/13572U

Generator - 10JC4N4C
Control - Code 149 (W.D.612-2657)
Code 221 (W.D.625-0632)
Code 180 (W.D.615-0218)

12.5JC-4R/13572U

Engine - Spec U
*141-0725 Carburetor (Gas)
134-1805 Air Duct
134-1375 Plate

12.5JC-4R/13639U

Generator - 10JC/214
Control - Code 253 (W.D.612-3008)
Code 221 (W.D.625-0632)
Code 208 (W.D.625-0023)
Engine - Spec U

12.5JC-4R/13639U (Continued)

*141-0725 Carburetor (Gas)
102-0549 Oil Base

12.5JC-4R/13677T

Generator - 10JC/214
Control - Code 23 (W.D.612-1469)
Code 241 (W.D.612-2910)
Code 221 (W.D.625-0632)
Code 32 (W.D.612-1543)
Engine - Spec T
*141-0720 Carburetor (Gas-Gaso)
*405-1422 Housing Assembly
134-1805 Air Duct
309-0169 Low Oil Pressure Cutoff Switch
502-0053 Elbow 45°

12.5JC-4R/13704T

Generator - 10JC4N4C
Control - Code 150 (W.D.612-2658)
Code 221 (W.D.625-0632)
Code 208 (W.D.625-0023)
Engine - Spec T
*141-0720 Carburetor (Gas-Gaso)
134-1805 Air Duct
134-1375 Plate
309-0169 Low Oil Pressure Cutoff Switch
502-0053 Elbow 45°
102-0549 Oil Base

12.5JC-4R/13750AA

Generator - 2006-0080
Control - Code 460 (W.D.612-4907)
Code 374 (W.D.615-0371)
Engine - Spec AA
*141-0725 Carburetor (Gas)
148-0367 Vacuum Switch
502-0053 Vacuum Switch Elbow
505-0098 Vacuum Switch Nipple
309-0169 Low Oil Pressure Cutoff Switch
502-0053 Elbow 45°
309-0171 Thermostat Switch (HATKO)
338-0337 Harness (HATKO)

12.5JC-4R/13760U

Generator - 10JC4N4C
Control - Code 28 (W.D.612-1486)
Code 237 (W.D.612-2873)
Code 221 (W.D.625-0632)
Code 208 (W.D.625-0023)
Code 32 (W.D.612-1543)
Engine - Spec U
*141-0725 Carburetor (Gas)
*405-1724 Housing Assembly
134-1805 Air Duct
155-0360 Muffler
155-0949 Flexible Exhaust Tube
140-0078 Mtg. Bands (2)
505-0043 Elbow-Pipe
102-0549 Oil Base
309-0169 Low Oil Pressure Cutoff Switch
502-0053 Elbow 45°
309-0196 Thermostat Switch (HATKO)
309-0195 Bracket (HATKO)

* - Refer to Accessory Section for Component Parts.
+ - See Engine Section for Optional Call Outs.

MODEL DATA SECTION

12.5JC-4R/13806U

Generator - 10JC4N4C
Control - Code 385 (W.D.612-4216)
Code 221 (W.D.625-0632)
Code 180 (W.D.615-0218)
Engine - Spec U
*141-0725 Carburetor (Gas)
154-1224 Intake Manifold
148-0367 Vacuum Switch
502-0053 Vacuum Switch Elbow
505-0098 Vacuum Switch Nipple
309-0206 Thermostat Switch (HATKO)
309-0195 Bracket (HATKO)

12.5JC-4R/13859U

Generator - 10JC4N4C
Control - Code 166 (W.D.612-2790)
Code 221 (W.D.625-0632)
Code 180 (W.D.615-0218)
Engine - Spec U
*141-0725 Carburetor (Gas)
134-1805 Air Duct
134-1375 Plate
309-0169 Low Oil Pressure Cutoff Switch
502-0053 Elbow 45°

12.5JC-4R/13857U

Generator - 10JC/537
Control - Code 23 (W.D.612-1469)
Code 159 (W.D.612-2735)
Code 221 (W.D.625-0632)
Code 208 (W.D.625-0023)
Code 214 (W.D.625-0477)
Code 32 (W.D.612-1543)
Engine - Spec U
*141-0725 Carburetor (Gas)
*405-1724 Housing Assembly
102-0549 Oil Base
134-1805 Air Duct
155-0360 Muffler
155-0949 Flexible Exhaust Tube
140-0028 Mtg. Bands (2)
505-0043 Elbow-Pipe
309-0169 Low Oil Pressure Cutoff Switch
502-0053 Elbow 45°
309-0196 Thermostat Switch (HATKO)
309-0195 Bracket (HATKO)

12.5JC-4R/13918T

Generator - 10JC4N4C
Control - Code 149 (W.D.612-2657)
Code 221 (W.D.625-0632)
Code 208 (W.D.625-0023)
Engine - Spec T
*141-0720 Carburetor (Gas-Gaso)
*403-0792 Skid Assembly
102-0549 Oil Base
134-1805 Air Duct
134-1375 Plate

12.5JC-4R/13924AA

Generator - 2006-0080
Control - Code 440 (W.D.612-4794)
Code 474 (W.D.615-0371)

12.5JC-4R/13924AA

Engine - Spec AA
*141-0725 Carburetor (Gas)
309-0169 Low Oil Pressure Cutoff Switch
502-0053 Elbow 45°
309-0162 Thermostat Switch (HATKO)
338-0337 Harness (HATKO)

12.5JC-4R/13955AA

Generator - 2006-0080
Control - Code 440 (W.D.612-4794)
Code 474 (W.D.615-0371)
Engine - Spec AA
*141-0725 Carburetor (Gas)
309-0169 Low Oil Pressure Cutoff Switch
502-0053 Elbow 45°
309-0162 Thermostat Switch (HATKO)
338-0337 Harness (HATKO)

12.5JC-4R/13975AA

Generator - 2006-0080
Control - Code 440 (W.D.612-4794)
Code 474 (W.D.615-0371)
Engine - Spec AA
*141-0725 Carburetor (Gas)
*403-0792 Skid Assembly
416-0522 Battery Plate
309-0169 Low Oil Pressure Cutoff Switch
502-0053 Elbow
309-0162 Thermostat Switch (HATKO)
338-0337 Harness (HATKO)

12.5JC-4R/14027AA

Generator - 2006-0080
Control - Code 440 (W.D.612-4794)
Code 473 (W.D.615-0370)
Engine - Spec AA
*141-0725 Carburetor (Gas)
309-0169 Low Oil Pressure Cutoff Switch
502-0053 Elbow 45°

12.5JC-4R/14053AA

Generator - 2006-0080
Control - Code 444 (W.D.612-4843)
Code 474 (W.D.615-0371)
Engine - Spec AA
*141-0725 Carburetor (Gas)
309-0169 Low Oil Pressure Cutoff Switch
502-0053 Elbow 45°
309-0206 Thermostat Switch (HATKO)
309-0195 Bracket (HATKO)

12.5JC-4R/14104AA

Generator - 2006-0080
Control - Code 445 (W.D.612-4844)
Code 474 (W.D.615-0371)
Engine - Spec AA
*141-0720 Carburetor (Gas-Gaso)
134-1805 Air Duct

12.5JC-4R/14104AA

309-0169 Low Oil Pressure Cutoff Switch
502-0053 Elbow 45°
309-0206 Thermostat Switch (HATKO)
309-0195 Bracket (HATKO)

12.5JC-4R/14306AA

Generator - 2006-0080
Control - Code 440 (W.D.612-4794)
Code 474 (W.D.615-0371)
Engine - Spec AA
*141-0725 Carburetor (Gas)
*403-0792 Skid Assembly
416-0522 Battery Plate
134-1805 Air Duct
134-1375 Plate
309-0169 Low Oil Pressure Cutoff Switch
502-0053 Elbow 45°

12.5JC-4R/14423AA

Generator - 2006-0080
Control - Code 451 (W.D.612-4860)
Code 474 (W.D.615-0371)
Engine - Spec AA
*140-0893 Carburetor Air Preheater Kit
134-1805 Air Duct
134-1375 Plate
309-0169 Low Oil Pressure Cutoff Switch
502-0053 Elbow 45°
309-0206 Thermostat Switch (HATKO)
309-0195 Bracket (HATKO)

12.5JC-4R/14483AA


Generator - 2006-0080
Control - Code 439 (W.D.612-4793)
Code 474 (W.D.615-0371)
Engine - Spec AA
*141-0725 Carburetor (Gas)
*403-0792 Skid Assembly
416-0522 Battery Plate

12.5JC-4R/14616AA

Generator - 2006-0080
Control - Code 23 (W.D.612-1469)
Code 445 (W.D.612-4844)
Code 32 (W.D.612-1543)
Engine - Spec AA
*141-0720 Carburetor (Gas-Gaso)
*405-1724 Housing Assembly
*159-0799 Fuel Tank Assembly
134-1805 Air Duct
155-0360 Muffler
155-0949 Flexible Exhaust Tube
140-0078 Mtg. Bands (2)
505-0043 Elbow-Pipe
309-0169 Low Oil Pressure Cutoff Switch
502-0053 Elbow 45°
309-0206 Thermostat Switch (HATKO)
309-0195 Bracket (HATKO)

* - Refer to Accessory Section for Component Parts.

+ - See Engine Section for Optional Call Outs.



MODEL DATA SECTION

357

12.5JC-4R/14620AA

Generator - 2006-0080
Control - Code 450 (W.D.612-4858)
Code 474 (W.D.615-0371)
Engine - Spec AA
*141-0725 Carburetor (Gas)
309-0169 Low Oil Pressure Cutoff
Switch
502-0053 Elbow 45°
309-0206 Thermostat Switch
(HATKO)
309-0195 Bracket (HATKO)

12.5JC-4R/14743AA

Generator - 2006-0080
Control - Code 439 (W.D.612-4793)
Code 474 (W.D.615-0371)
Code 208 (W.D.625-0023)
Engine - Spec AA
*140-0893 Carburetor Air Pre-
heater Kit
*159-0760 Day Tank Assembly
102-0549 Oil Base

12.5JC-4R/15212AA

Generator - 2006-0080
Control - Code 440 (W.D.612-4794)
Code 474 (W.D.615-0371)
Code 208 (W.D.625-0023)
Engine - Spec AA
*141-0725 Carburetor (Gas)
102-0549 Oil Base
309-0169 Low Oil Pressure Cutoff
Switch
502-0053 Elbow 45°
309-0162 Thermostat Switch
(HATKO)
338-0337 Harness (HATKO)

12.5JC-4R/15334AA

Generator - 2006-0080
Control - Code 23 (W.D.612-1469)
Code 439 (W.D.612-4793)
Code 32 (W.D.612-1543)
Engine - Spec AA
*141-0725 Carburetor (Gas)
*405-1724 Housing Assembly
134-1805 Air Duct
155-0360 Muffler
155-0949 Flexible Exhaust Tube
140-0078 Bands (2)
505-0043 Elbow-Pipe
309-0196 Thermostat Switch
(HATKO)
309-0195 Bracket (HATKO)

12.5JC-4R/15488AA

Generator - 2006-0080
Control - Code 28 (W.D.612-1486)
Code 440 (W.D.612-4794)
Code 208 (W.D.625-0023)
Code 32 (W.D.612-1543)
Engine - Spec AA
*141-0725 Carburetor (Gas)
*405-1724 Housing Assembly
102-0549 Oil Base
134-1805 Air Duct
155-0360 Muffler

12.5JC-4R/15488AA (Continued)

155-0949 Flexible Exhaust Tube
140-0078 Mtg. Bands (2)
505-0043 Elbow-Pipe
309-0169 Low Oil Pressure Cutoff
Switch
502-0053 Elbow 45°
309-0196 Thermostat Switch
(HATKO)
309-0195 Bracket (HATKO)

12.5JC-4R/15524AA

Generator - 2006-0080
Control - Code 23 (W.D.612-1469)
Code 439 (W.D.612-4793)
Code 208 (W.D.625-0023)
Code 32 (W.D.612-1543)
Engine - Spec AA
*140-0893 Carburetor Air Pre-
heater Kit
*405-1724 Housing Assembly
*159-0799 Fuel Tank Assembly
102-0549 Oil Base
134-1805 Air Duct
155-0360 Muffler
155-0949 Flexible Exhaust Tube
140-0078 Mtg. Bands (2)
505-0043 Elbow-Pipe
503-0458 Clamp
140-0789 Heat Shield
133-0187 Hose Adapter

12.5JC-4R/15545AA

Generator - 2006-0080
Control - Code 23 (W.D.612-1469)
Code 440 (W.D.612-4794)
Code 208 (W.D.625-0023)
Code 32 (W.D.612-1543)
Engine - Spec AA
*141-0720 Carburetor (Gas-Gaso)
*405-1724 Housing Assembly
102-0549 Oil Base
134-1805 Air Duct
155-0360 Muffler
155-0949 Flexible Exhaust Tube
140-0078 Mtg. Bands (2)
505-0043 Pipe Elbow
309-0169 Low Oil Pressure Cutoff
Switch
502-0053 Elbow 45°
309-0196 Thermostat Switch
(HATKO)
309-0195 Bracket (HATKO)

12.5JC-4R/15566AA

Generator - 2006-0080
Control - Code 440 (W.D.612-4794)
Code 474 (W.D.615-0371)
Code 208 (W.D.625-0023)
Engine - Spec AA
*141-0720 Carburetor (Gas-Gaso)
102-0549 Oil Base
309-0169 Low Oil Pressure Cutoff
Switch
502-0053 Elbow 45°
309-0162 Thermostat Switch
(HATKO)
338-0337 Harness (HATKO)

12.5JC-4R/15723AA

Generator - 2006-0080
Control - Code 23 (W.D.612-1469)
Code 467 (W.D.612-4997)
Code 208 (W.D.625-0023)
Code 32 (W.D.612-1543)
Engine - Spec AA
*140-0893 Carburetor Air Preheater
Kit
*405-1724 Housing Assembly
*159-0799 Fuel Tank Assembly
134-1805 Air Duct
140-0789 Heat Shield
133-0187 Hose Adapter
503-0458 Clamp
155-0360 Muffler
155-0949 Flexible Exhaust Tube
140-0078 Mtg. Bands (2)
505-0043 Elbow-Pipe
102-0549 Oil Base
309-0169 Low Oil Pressure Cutoff
Switch
502-0053 Elbow 45°
309-0206 Thermostat Switch (HATKO)
309-0195 Bracket (HATKO)

12.5JC-4R31/1982AA (Penn State)

Generator - 2006-0080
Control - Code 439 (W.D.612-4793)
Code 486 (W.D.615-0396)
Engine - Spec AA
*141-0725 Carburetor (Gas)

12.5JC-4XR/2588AA

Generator - 2006-0080
Control - Code 440 (W.D.612-4794)
Code 478 (W.D.615-0377)
Engine - Spec AA
*141-0725 Carburetor (Gas)
309-0169 Low Oil Pressure Cutoff
Switch (LOPKO)
502-0053 Elbow 45° (LOPKO)

12.5JC-4XR/5163AA


Generator - 2006-0080
Control - Code 439 (W.D.612-4793)
Code 480 (W.D.615-0381)
Engine - Spec AA
*140-0893 Carburetor Air Preheater
Kit
134-1805 Air Duct
134-1375 Plate
140-0789 Heat Shield
133-0187 Hose Adapter
503-0458 Clamp

12.5JC-4XR/6921T

Generator - 10JC4XN1C
Control - Code 150 (W.D.612-2658)
Code 212 (W.D.625-0423)
Code 32 (W.D.612-1543)
Engine - Spec T
*140-0893 Carburetor Air Preheater Kit
*405-1723 Housing Assembly
*159-0799 Fuel Tank Assembly
134-1805 Air Duct
140-0789 Heat Shield
133-0187 Hose Adapter

* - Refer to Accessory Section for Component Parts.

+ - See Engine Section for Optional Call Outs.



MODEL DATA SECTION

12.5JC-4XR/6921T (Continued)

503-0458 Clamp
 155-0360 Muffler
 155-0949 Flexible Exhaust Tube
 140-0078 Mtg. Bands (2)
 505-0043 Pipe-Elbow
 309-0169 Low Oil Pressure Cutoff Switch
 502-0053 Elbow 45°

12.5JC-4XR/13128U

Generator - 10JC/521
 Control - Code 150 (W.D.612-2658)
 Code 212 (W.D.625-0423)
 Code 201 (W.D.615-0280)
 Engine - Spec U
 *141-0725 Carburetor (Gas)
 134-1805 Air Duct
 309-0169 Low Oil Pressure Cutoff Switch
 502-0053 Elbow 45°
 309-0196 Thermostat Switch (HATKO)
 309-0195 Bracket (HATKO)

12.5JC-4XR/2681AA

Generator - 2006-0080
 Control - Code 439 (W.D.612-4793)
 Code 480 (W.D.615-0381)
 Engine - Spec AA
 *141-0725 Carburetor (Gas)
 134-1805 Air Duct
 134-1375 Plate

12.5JC-4XR/3570U

Generator - 10JC4XN1C
 Control - Code 65 (W.D.612-1859)
 Code 149 (W.D.612-2657)
 Code 212 (W.D.625-0423)
 Code 32 (W.D.612-1543)
 Engine - Spec U
 *141-0725 Carburetor (Gas)
 *405-1422 Housing Assembly
 134-1805 Air Duct

12.5JC-4XR/4771U

Generator - 10JC4XN1C
 Control - Code 150 (W.D.612-2658)
 Code 212 (W.D.625-0423)
 Code 201 (W.D.615-0280)
 Engine - Spec U
 *141-0725 Carburetor (Gas)
 309-0169 Low Oil Pressure Cutoff Switch
 502-0053 Elbow 45°
 309-0196 Thermostat Switch (HATKO)
 309-0195 Bracket (HATKO)

12.5JC-4XR/5144AA

Generator - 2006-0080
 Control - Code 439 (W.D.612-4793)
 Code 480 (W.D.615-0381)
 Engine - Spec AA
 *141-0720 Carburetor (Gas-Gaso)
 134-1805 Air Duct
 134-1375 Plate

12.5JC-4XR/6443AA

Generator - 2006-0080
 Control - Code 440 (W.D.612-4794)
 Code 480 (W.D.615-0381)
 Engine - Spec AA
 *141-0720 Carburetor (Gas-Gaso)
 309-0196 Low Oil Pressure Cutoff Switch
 502-0053 Elbow 45°

12.5JC-4XR/7595U

Generator - 10JC4XN1C
 Control - Code 150 (W.D.612-2658)
 Code 212 (W.D.625-0423)
 Engine - Spec U
 *141-0725 Carburetor (Gas)
 309-0169 Low Oil Pressure Cutoff Switch
 502-0053 Elbow 45°

12.5JC-4XR/8525T

Generator - 10JC4XN1C
 Control - Code 150 (W.D.612-2658)
 Code 212 (W.D.625-0423)
 Engine - Spec T
 *141-0720 Carburetor (Gas-Gaso)
 309-0169 Low Oil Pressure Cutoff Switch
 502-0053 Elbow 45°

12.5JC-4XR/9653U

Generator - 10JC/182
 Control - Code 159 (W.D.612-2735)
 Code 212 (W.D.625-0423)
 Code 208 (W.D.625-0023)
 Code 32 (W.D.612-1543)
 Engine - Spec U
 *141-0725 Carburetor (Gas)
 *405-1421 Housing Assembly
 102-0549 Oil Base
 309-0169 Low Oil Pressure Cutoff Switch
 502-0053 Elbow 45°
 309-0196 Thermostat Switch (HATKO)
 309-0195 Bracket (HATKO)
 134-1805 Air Duct

12.5JC-4XR/10480AA

Generator - 2006-0080
 Control - Code 63 (W.D.612-1851)
 Code 439 (W.D.612-4793)
 Code 32 (W.D.612-1543)
 Engine- Spec AA
 *141-0725 Carburetor (Gas)
 *405-1724 Housing Assembly
 102-0549 Oil Base
 134-1805 Air Duct
 155-0360 Muffler
 155-0949 Flexible Exhaust Tube
 140-0078 Mtg. Bands (2)
 505-0043 Elbow-Pipe

12.5JC-4XR/10877AA

Generator - 2006-0080
 Control - Code 440 (W.D.612-4794)
 Code 480 (W.D.615-0381)

12.5JC-4XR/10877AA (Continued)

Engine - Spec AA
 *141-0725 Carburetor (Gas)
 *403-0792 Skid Assembly
 416-0522 Battery Plate
 134-1805 Air Duct
 134-1375 Plate
 309-0169 Low Oil Pressure Cutoff Switch
 502-0053 Elbow 45°
 309-0196 Thermostat Switch (HATKO)
 309-0195 Bracket (HATKO)

12.5JC-4XR/11081T

Generator - 10JC4XN1C
 Control - Code 150 (W.D.612-2658)
 Code 212 (W.D.625-0423)
 Code 208 (W.D.625-0023)
 Engine - Spec T
 *140-0893 Carburetor Air Preheater Kit
 *403-0792 Skid Assembly
 134-1805 Air Duct
 140-0789 Heat Shield
 133-0187 Hose Adapter
 503-0458 Clamp
 102-0549 Oil Base
 309-0169 Low Oil Pressure Cutoff Switch
 502-0053 Elbow 45°

12.5JC-4XR/11695AA

Generator - 2006-0080
 Control - Code 63 (W.D.612-1851)
 Code 440 (W.D.612-4794)
 Code 208 (W.D.625-0023)
 Code 32 (W.D.612-1543)
 Engine - Spec AA
 *141-0725 Carburetor (Gas)
 *405-1724 Housing Assembly
 134-1805 Air Duct
 155-0360 Muffler
 155-0949 Flexible Exhaust Tube
 140-0078 Mtg. Bands (2)
 505-0043 Pipe-Elbow
 102-0549 Oil Base
 309-0169 Low Oil Pressure Cutoff Switch
 502-0053 Elbow 45°
 309-0196 Thermostat Switch (HATKO)
 309-0195 Bracket (HATKO)

12.5JC-4XR/12559U

Generator - 10JC4XN1C
 Control - Code 149 (W.D.612-2657)
 Code 212 (W.D.625-0423)
 Engine - Spec U
 *141-0725 Carburetor (Gas)
 *403-0792 Skid Assembly

12.5JC-4XR/12807AA

Generator - 2006-0080
 Control - Code 440 (W.D.612-4794)
 Code 480 (W.D.615-0381)
 Engine- Spec AA
 *141-0725 Carburetor (Gas)
 309-0169 Low Oil Pressure Cutoff Switch

* - Refer to Accessory Section for Component Parts.

+ - See Engine Section for Optional Call Outs.

MODEL DATA SECTION

359

12.5JC-4XR/12807AA (Continued)

502-0053 Elbow 45°
309-0196 Thermostat Switch (HATKO)
309-0195 Bracket (HATKO)

12.5JC-4XR/13507T

Generator - 10JC4XN1C
Control - Code 166 (W.D.612-2790)
Code 212 (W.D.625-0423)
Code 201 (W.D.615-0280)
Engine - Spec T
*141-0720 Carburetor (Gas-Gaso)
309-0169 Low Oil Pressure Cutoff Switch
502-0053 Elbow 45°

12.5JC-4XR/13725U

Generator - 10JC/182
Control - Code 241 (W.D.612-2910)
Code 212 (W.D.625-0423)
Code 201 (W.D.615-0280)
Code 208 (W.D.625-0023)
Engine - Spec U
*141-0725 Carburetor (Gas)
102-0549 Oil Base
134-1810 Air Duct with Shutter
309-0169 Low Oil Pressure Cutoff Switch
502-0053 Elbow 45°

12.5JC-4XR/13904U

Generator - 10JC/182
Control - Code 159 (W.D.612-2735)
Code 212 (W.D.625-0423)
Code 208 (W.D.625-0023)
Engine - Spec U
*141-0725 Carburetor (Gas)
102-0549 Oil Base
309-0169 Low Oil Pressure Cutoff Switch
502-0053 Elbow 45°
309-0196 Thermostat Switch (HATKO)
309-0195 Bracket (HATKO)

12.5JC-4XR/14126AA

Generator - 2006-0080
Control - Code 440 (W.D.612-4794)
Code 480 (W.D.615-0381)
Code 208 (W.D.625-0023)
Engine - Spec AA
*141-0725 Carburetor (Gas)
134-1805 Air Duct
134-1375 Plate
102-0549 Oil Base
309-0169 Low Oil Pressure Cutoff Switch
502-0053 Elbow 45°
309-0196 Thermostat Switch (HATKO)
309-0195 Bracket (HATKO)

12.5JC-4XR/14205AA

Generator - 2006-0080
Control - Code 439 (W.D.612-4793)
Code 480 (W.D.615-0381)

12.5JC-4XR/14205AA (Continued)

Engine - Spec AA
*141-0725 Carburetor (Gas)

12.5JC-4XR/14312AA

Generator - 2006-0080
Control - Code 440 (W.D.612-4794)
Code 480 (W.D.615-0381)
Engine - Spec AA
*141-0725 Carburetor (Gas)
309-0169 Low Oil Pressure Cutoff Switch
502-0053 Elbow 45°
309-0196 Thermostat Switch (HATKO)
309-0195 Bracket (HATKO)

12.5JC-4XR/14713AA

Generator - 2006-0080
Control - Code 450 (W.D.612-4858)
Code 478 (W.D.615-0377)
Engine - Spec AA
*141-0725 Carburetor (Gas)
309-0169 Low Oil Pressure Cutoff Switch
502-0053 Elbow 45°
309-0206 Thermostat Switch (HATKO)
309-0195 Bracket (HATKO)

12.5JC-4XR/14826AA

Generator - 2006-0080
Control - Code 63 (W.D.612-1851)
Code 446 (W.D.612-4848)
Code 208 (W.D.625-0023)
Code 32 (W.D.612-1543)
Engine - Spec AA
*141-0725 Carburetor (Gas)
*405-1422 Housing Assembly
102-0549 Oil Base
309-0169 Low Oil Pressure Cutoff Switch
502-0053 Elbow 45°
134-1805 Air Duct

12.5JC-4XR/15070AA

Generator - 2006-0080
Control - Code 63 (W.D.612-1851)
Code 440 (W.D.612-4794)
Code 208 (W.D.625-0023)
Code 32 (W.D.612-1543)
Engine - Spec AA
*141-0720 Carburetor (Gas-Gaso)
*405-1724 Housing Assembly
*159-0799 Fuel Tank Assembly
102-0549 Oil Base
134-1805 Air Duct
155-0360 Muffler
155-0949 Flexible Exhaust Tube
140-0078 Mtg. Bands (2)
505-0043 Elbow-Pipe
309-0169 Low Oil Pressure Cutoff Switch
502-0053 Elbow 45°
309-0196 Thermostat Switch (HATKO)
309-0195 Bracket (HATKO)

12.5JC-4XR/15289AA

Generator - 2006-0080
Control - Code 440 (W.D.612-4794)
Code 480 (W.D.615-0381)
Engine - Spec AA
*141-0725 Carburetor (Gas)
*403-0792 Skid Assembly
416-1522 Battery Plate
134-1805 Air Duct
134-1375 Plate
309-0169 Low Oil Pressure Cutoff Switch
502-0053 Elbow 45°
309-0196 Thermostat Switch (HATKO)
309-0195 Bracket (HATKO)

12.5JC-4XR/15495AA

Generator - 2006-0080
Control - Code 467 (W.D.612-4997)
Code 480 (W.D.615-0381)
Code 208 (W.D.625-0023)
Engine - Spec AA
*140-0892 Carburetor Air Preheater Kit
102-0549 Oil Base
309-0169 Low Oil Pressure Cutoff Switch
502-0053 Elbow 45°
309-0171 Temperature Switch (HATKO)
338-0337 Harness (HATKO)

12.5JC-4XR/15510AA

Generator - 2006-0080
Control - Code 467 (W.D.612-4997)
Code 480 (W.D.615-0381)
Engine - Spec AA
*141-0720 Carburetor (Gas-Gaso)
*403-0792 Skid Assembly
416-0522 Battery Plate
309-0169 Low Oil Pressure Cutoff Switch
502-0053 Elbow 45°
309-0206 Thermostat Switch (HATKO)
309-0195 Bracket (HATKO)

12.5JC-4XR/15564AA

Generator - 2006-0080
Control - Code 467 (W.D.612-4997)
Code 480 (W.D.615-0381)
Code 208 (W.D.625-0023)
Engine - Spec AA
*140-0894 Carburetor Air Preheater Kit
102-0549 Oil Base
309-0169 Low Oil Pressure Cutoff Switch
502-0053 Elbow 45°
309-0206 Thermostat Switch (HATKO)
309-0195 Bracket (HATKO)

12.5JC-4XR131/7512U (Penn State)

Generator - 10JC4XN1C
Control - Code 260 (W.D.612-3100)
Code 212 (W.D.625-0423)
Engine - Spec U
*141-0725 Carburetor (Gas)

* - Refer to Accessory Section for Component Parts.

+ - See Engine Section for Optional Call Outs.

MODEL DATA SECTION

12.5JC-4XR131/11917U (Penn State)

Generator - 10JC4XN1C
Control - Code 260 (W.D.612-3100)
Code 212 (W.D.625-0423)
Engine - Spec U
*141-0725 Carburetor (Gas)
134-1805 Air Duct

12.5JC-5DR/2198T

Generator - 10JC5N1C
Control - Code 150 (W.D.612-2658)
Code 212 (W.D.625-0423)
Engine - Spec T
*140-0894 Carburetor Air Preheater Kit
309-0169 Low Oil Pressure Cutoff Switch
502-0053 Elbow 45°
309-0196 Thermostat Switch (HATKO)
309-0195 Bracket (HATKO)

12.5JC-5DR/6241T

Generator - 10JC/280
Control - Code 159 (W.D.612-2735)
Code 212 (W.D.625-0423)
Engine - Spec T
*140-0893 Carburetor Air Preheater Kit
134-1810 Air Duct with Shutter
140-0789 Heat Shield
133-0187 Hose Adapter
503-0458 Clamp
309-0169 Low Oil Pressure Cutoff Switch
502-0053 Elbow 45°
309-0196 Thermostat Switch (HATKO)
309-0195 Bracket (HATKO)
539-0010 Overspeed Cutoff Switch (OSKO)

12.5JC-5DR/6569AA

Generator - 2006-0080
Control - Code 440 (W.D.612-4794)
Code 477 (W.D.615-0376)
Engine - Spec AA
*140-0893 Carburetor Air Preheater Kit
134-1805 Air Duct
309-0169 Low Oil Pressure Cutoff Switch
502-0053 Elbow 45°
309-0196 Thermostat Switch (HATKO)
309-0195 Bracket (HATKO)

12.5JC-5DR/8706AA

Generator - 2006-0080
Control - Code 34 (W.D.612-1556)
Code 440 (W.D.612-4794)
Code 32 (W.D.612-1543)
Engine - Spec AA
*140-0894 Carburetor Air Preheater Kit
*405-1422 Housing Assembly
134-1805 Air Duct
140-0789 Heat Shield

12.5JC-5DR/8706AA (continued)

133-0187 Hose Adapter
503-0458 Clamp
309-0169 Low Oil Pressure Cutoff Switch
502-0053 Elbow 45°
309-0196 Thermostat Switch (HATKO)
390-0195 Bracket (HATKO)

12.5JC-5DR/8941T

Generator - 10JC5DN1C
Control - Code 34 (W.D.612-1556)
Code 149 (W.D.612-2657)
Code 212 (W.D.625-0423)
Code 32 (W.D.612-1543)
Engine - Spec T
*140-0893 Carburetor Air Preheater Kit
*405-1422 Housing Assembly
134-1805 Air Duct
140-0789 Heat Shield
133-0187 Hose Adapter
503-0458 Clamp

12.5JC-5DR/9008AA

Generator - 2006-0080
Control - Code 440 (W.D.612-4794)
Code 477 (W.D.615-0376)
Engine - Spec AA
*140-0892 Carburetor Air Preheater Kit
*159-0760 Day Tank Assembly
309-0169 Low Oil Pressure Cutoff Switch
502-0053 Elbow 45°
309-0162 Thermostat Switch (HATKO)
338-0337 Harness (HATKO)

12.5JC-5DR/10853T

Generator - 10JC5DN1C
Control - Code 34 (W.D.612-1556)
Code 149 (W.D.612-2657)
Code 212 (W.D.625-0423)
Code 32 (W.D.612-1543)
Engine - Spec T
*140-0893 Carburetor Air Preheater Kit
*405-1723 Housing Assembly
*159-0799 Fuel Tank Assembly
134-1805 Air Duct
155-0360 Muffler
155-0949 Flexible Exhaust Tube
140-0078 Mtg. Bands (2)
505-0043 Elbow-Pipe
102-0549 Oil Base

12.5JC-5DR/11342AA

Generator - 2006-0080
Control - Code 446 (W.D.612-4848)
Code 477 (W.D.615-0376)
Engine - Spec AA
*141-0720 Carburetor (Gas-Gaso)
309-0169 Low Oil Pressure Cutoff Switch
502-0053 Elbow 45°

12.5JC-5DR/12996T

Generator - 10JC/280
Control - Code 67 (W.D.612-1870)
Code 161 (W.D.612-2737)
Code 212 (W.D.625-0423)
Code 208 (W.D.625-0023)
Code 32 (W.D.612-1543)
Engine - Spec T
*140-0894 Carburetor Air Preheater Kit
*405-1424 Housing Assembly
134-1810 Air Duct with Shutter
140-0789 Heat Shield
133-0187 Hose Adapter
503-0458 Clamp
102-0549 Oil Base
309-0169 Low Oil Pressure Cutoff Switch
502-0053 Elbow 45°
309-0206 Thermostat Switch (HATKO)
309-0195 Bracket (HATKO)

12.5JC-5DR/13037T

Generator - 10JC5DN1C
Control - Code 150 (W.D.612-2658)
Code 212 (W.D.625-0423)
Code 208 (W.D.625-0023)
Engine - Spec T
*140-0892 Carburetor Air Preheater Kit
309-0169 Low Oil Pressure Cutoff Switch
502-0053 Elbow 45°
102-0549 Oil Base
309-0162 Thermostat Switch (HATKO)
338-0337 Harness (HATKO)

12.5JC-5DR/13961AA

Generator - 2006-0080
Control - Code 34 (W.D.612-1556)
Code 439 (W.D.612-4793)
Code 32 (W.D.612-1543)
Engine - Spec AA
*141-0725 Carburetor (Gas)
*405-1724 Housing Assembly
155-0360 Muffler
155-0949 Flexible Exhaust Tube
134-1805 Air Duct
140-0078 Mtg. Bands (2)
505-0043 Pipe-Elbow

12.5JC-5DR/14024AA

Generator - 2006-0080
Control - Code 34 (W.D.612-1556)
Code 450 (W.D.612-4858)
Code 208 (W.D.625-0023)
Code 32 (W.D.612-1543)
Engine - Spec AA
*141-0725 Carburetor (Gas)
*405-1724 Housing Assembly
134-1805 Air Duct
155-0360 Muffler
155-0949 Flexible Exhaust Tube
140-0078 Mtg. Bands (2)
505-0043 Pipe-Elbow
102-0549 Oil Base
309-0169 Low Oil Pressure Cutoff Switch

* - Refer to Accessory Section for Component Parts.

+ - See Engine Section for Optional Call Outs.

MODEL DATA SECTION

361

12.5JC-5DR/14024AA (Continued)

502-0053 Elbow 45°
309-0206 Thermostat Switch
(HATKO)
309-0195 Bracket (HATKO)

12.5JC-5DR/14124AA

Generator - 2006-0080
Control - Code 67 (W.D.612-1870)
Code 439 (W.D.612-4793)
Code 32 (W.D.612-1543)
Engine - Spec AA
*140-0893 Carburetor Air Pre-
heater Kit
*405-1726 Housing Assembly
*159-0799 Fuel Tank Assembly
134-1810 Air Duct with Shutter
155-0360 Muffler
155-0949 Flexible Exhaust Tube
140-0078 Mtg. Bands (2)
505-0043 Pipe-Elbow
503-0458 Clamp
140-0789 Heat Shield
133-0187 Hose Adapter

12.5JC-5DR/14423AA

Generator - 2006-0080
Control - Code 451 (W.D.612-4860)
Code 477 (W.D.615-0376)
Engine - Spec AA
*140-0893 Carburetor Air Pre-
heater Kit
134-1805 Air Duct
309-0206 Thermostat Switch
(HATKO)
309-0195 Bracket (HATKO)
309-0169 Low Oil Pressure Cutoff
Switch
502-0053 Elbow 45°

12.5JC-5DR/15286AA

Generator - 2006-0080
Control - Code 67 (W.D.612-1870)
Code 439 (W.D.612-4793)
Code 32 (W.D.612-1543)
Engine - Spec AA
*140-0893 Carburetor Air Pre-
heater Kit
*405-1422 Housing Assembly
134-1810 Air Duct with Shutter
140-0789 Heat Shield
133-0187 Hose Adapter
503-0458 Clamp
309-0196 Thermostat Switch
(HATKO)
309-0195 Bracket (HATKO)

12.5JC-5DR/15334AA

Generator - 2006-0080
Control - Code 34 (W.D.612-1556)
Code 439 (W.D.612-4793)
Code 32 (W.D.612-1543)
Engine - Spec AA
*141-0725 Carburetor (Gas)
*405-1724 Housing Assembly
155-0360 Muffler
155-0949 Flexible Exhaust Tube
140-0078 Mtg. Bands (2)

12.5JC-5DR/15334AA (Continued)

505-0043 Pipe-Elbow
134-1805 Air Duct
309-0196 Thermostat Switch
(HATKO)
309-0195 Bracket (HATKO)

12.5JC-5DR131/11917U (Penn State)

Generator - 10JC5DN1C
Control - Code 259 (W.D.612-3099)
Code 212 (W.D.625-0423)
Engine - Spec U
*141-0725 Carburetor (Gas)
134-1805 Air Duct
134-1375 Plate

12.5JC-9XR/5393AA

Generator - 2006-0154
Control - Code 465 (W.D.612-4924)
Engine - Spec AA
*140-0893 Carburetor Air Pre-
heater Kit
309-0169 Low Oil Pressure Cutoff
Switch
502-0053 Elbow 45°
309-0206 Thermostat Switch
(HATKO)
309-0195 Bracket (HATKO)

12.5JC-9XR/8949U

Generator - 10JC9XN1C
Control - Code 150 (W.D.612-2658)
Code 212 (W.D.625-0423)
Engine - Spec U
*141-0725 Carburetor (Gas)
*403-0792 Skid Assembly
134-1805 Air Duct
309-0169 Low Oil Pressure Cut-
off Switch
502-0053 Elbow 45°
309-0196 Thermostat Switch
(HATKO)
309-0195 Bracket (HATKO)

12.5JC-9XR/13526U

Generator - 10JC/527
Control - Code 441 (W.D.612-4803)
Code 488 (W.D.625-0496)
Code 374 (W.D.615-0345)
Engine - Spec U
*141-0725 Carburetor (Gas)
148-0367 Vacuum Switch
502-0053 Vacuum Switch Elbow
154-1224 Intake Manifold
309-0169 Low Oil Pressure Cut-
off Switch
502-0053 Elbow 45°
309-0171 Thermostat Switch
(HATKO)
338-0337 Harness (HATKO)

12.5JC-9XR/13526U

Generator - 10JC/527
Control - Code 402 (W.D.612-4457)
Code 488 (W.D.625-0496)
Code 374 (W.D.615-0345)
Engine - Spec U
*141-0725 Carburetor (Gas)

12.5JC-9XR/13526U (Continued)

309-0169 Low Oil Pressure Cutoff
Switch
502-0053 Elbow 45°
309-0171 Thermostat Switch
(HATKO)
338-0337 Harness (HATKO)

12.5JC-9XR/13526U

Generator - 10JC/527
Control - Code 441 (W.D.612-4803)
Code 488 (W.D.625-0496)
Code 374 (W.D.615-0345)
Engine - Spec U
*141-0725 Carburetor (Gas)
148-0367 Vacuum Switch
502-0053 Vacuum Switch Elbow
154-1224 Intake Manifold
309-0169 Low Oil Pressure Cutoff
Switch
502-0053 Elbow 45°
309-0171 Thermostat Switch (HATKO)
338-0337 Harness (HATKO)

12.5JC-18R/1AA

Generator - 2006-0080
Control - Code 439 (W.D.612-4793)
Engine - Spec AA
*140-0894 Carburetor Air Preheater
Kit

12.5JC-18R/12AA

Generator - 2006-0080
Control - Code 439 (W.D.612-4793)
Engine - Spec AA
*141-0720 Carburetor (Gas-Gaso)

12.5JC-18R/13AA

Generator - 2006-0080
Control - Code 439 (W.D.612-4793)
Engine - Spec AA
*141-0725 Carburetor (Gas)

12.5JC-18R/55AA

Generator - 2006-0080
Control - Code 440 (W.D.612-4794)
Engine - Spec AA
*141-0720 Carburetor (Gas-Gaso)
309-0169 Low Oil Pressure Cutoff
Switch
502-0053 Elbow 45°

12.5JC-18R/96AA

Generator - 2006-0080
Control - Code 440 (W.D.612-4794)
Engine - Spec AA
*140-0894 Carburetor Air Preheater
Kit
309-0169 Low Oil Pressure Cutoff
Switch
502-0053 Elbow 45°

12.5JC-18R/1018AA

Generator - 2006-0080
Control - Code 439 (W.D.612-4793)
Code 32 (W.D.612-1543)
Engine - Spec AA
*141-0720 Carburetor (Gas-Gaso)

* - Refer to Accessory Section for Component Parts.
+ - See Engine Section for Optional Call Outs.

MODEL DATA SECTION

12.5JC-18R/1018AA (Continued)

*405-1421 Housing Assembly
134-1805 Air Duct

12.5JC-18R/1075AA

Generator - 2006-0080
Control - Code 439 (W.D.612-4793)
Code 32 (W.D.612-1543)
Engine - Spec AA
*141-0725 Carburetor (Gas)
*405-1421 Housing Assembly
134-1805 Air Duct

12.5JC-18R/1239AA

Generator - 2006-0080
Control - Code 439 (W.D.612-4793)
Code 32 (W.D.612-1543)
Engine - Spec AA
*141-0720 Carburetor (Gas-Gaso)
*405-1421 Housing Assembly
*159-0799 Fuel Tank Assembly
134-1805 Air Duct

12.5JC-18R/1282AA

Generator - 2006-0080
Control - Code 440 (W.D.612-4794)
Engine - Spec AA
*141-0720 Carburetor (Gas-Gaso)
309-0169 Low Oil Pressure Cutoff Switch
502-0053 Elbow 45°
309-0196 Thermostat Switch (HATKO)
309-0195 Bracket (HATKO)

12.5JC-18R/1869AA

Generator - 2006-0080
Control - Code 454 (W.D.612-4883)
Engine - Spec AA
*141-0725 Carburetor (Gas)
148-0367 Vacuum Switch
502-0053 Vacuum Switch Elbow
505-0098 Vacuum Switch Nipple

12.5JC-18R/2123AA

Generator - 2006-0080
Control - Code 440 (W.D.612-4794)
Code 32 (W.D.612-1543)
Engine - Spec AA
*140-0893 Carburetor Air Pre-heater Kit
*159-0799 Fuel Tank Assembly
*405-1421 Housing Assembly
134-1805 Air Duct
140-0789 Heat Shield
133-0187 Hose Adapter
503-0458 Clamp
309-0169 Low Oil Pressure Cutoff Switch
502-0053 Elbow 45°

12.5JC-18R/2442AA

Generator - 2006-0080
Control - Code 439 (W.D.612-4793)
Engine - Spec AA
*141-0720 Carburetor (Gas-Gaso)
134-1805 Air Duct
134-1375 Plate

12.5JC-18R/2468AA

Generator - 2006-0080
Control - Code 439 (W.D.612-4793)
Engine - Spec AA
*140-0893 Carburetor Air Pre-heater Kit
134-1805 Air Duct
134-1375 Plate
503-0458 Clamp
133-0187 Hose Adapter
140-0879 Shield

12.5JC-18R/2701AA

Generator - 2006-0080
Control - Code 440 (W.D.612-4794)
Engine - Spec AA
*140-0894 Carburetor Air Preheater Kit
134-1805 Air Duct
134-1375 Plate
309-0169 Low Oil Pressure Cutoff Switch
502-0053 Elbow 45°
309-0196 Thermostat Switch (HATKO)
309-0195 Bracket (HATKO)

12.5JC-18R/2731AA

Generator - 2006-0080
Control - Code 440 (W.D.612-4794)
Engine - Spec AA
*141-0720 Carburetor (Gas-Gaso)
134-1805 Air Duct
134-1375 Plate
309-0169 Low Oil Pressure Cutoff Switch
502-0053 Elbow 45°

12.5JC-18R/2938AA

Generator - 2006-0080
Control - Code 440 (W.D.612-4794)
Code 32 (W.D.612-1543)
Engine - Spec AA
*141-0725 Carburetor (Gas)
*405-1421 Housing Assembly
134-1805 Air Duct
309-0169 Low Oil Pressure Cutoff Switch
502-0053 Elbow 45°

12.5JC-18R/3098AA

Generator - 2006-0080
Control - Code 440 (W.D.612-4794)
Engine - Spec AA
*141-0720 Carburetor (Gas-Gaso)
134-1805 Air Duct
134-1375 Plate
309-0169 Low Oil Pressure Cutoff Switch
502-0053 Elbow 45°
309-0196 Thermostat Switch (HATKO)
309-0195 Bracket (HATKO)

12.5JC-18R/3157AA

Generator - 2006-0080
Control - Code 440 (W.D.612-4794)
Engine - Spec AA

12.5JC-18R/3157AA (Continued)

*141-0725 Carburetor (Gas)
134-1805 Air Duct
134-1375 Plate
309-0169 Low Oil Pressure Cutoff Switch
502-0053 Elbow 45°

12.5JC-18R/3742AA

Generator - 2006-0080
Control - Code 440 (W.D.612-4794)
Engine - Spec AA
*141-0725 Carburetor (Gas)
134-1805 Air Duct
134-1375 Plate
309-0169 Low Oil Pressure Cutoff Switch
502-0053 Elbow 45°
309-0196 Thermostat Switch (HATKO)
309-0195 Bracket (HATKO)

12.5JC-18R/3819AA

Generator - 2006-0080
Control - Code 439 (W.D.612-4793)
Engine - Spec AA
*141-0725 Carburetor (Gas)
134-1805 Air Duct
134-1375 Plate
309-0196 Thermostat Switch (HATKO)
309-0195 Bracket (HATKO)

12.5JC-18R/5356AA

Generator - 2006-0080
Control - Code 439 (W.D.612-4793)
Code 32 (W.D.612-1543)
Engine - Spec AA
*141-0725 Carburetor (Gas)
*405-1723 Housing Assembly
134-1805 Air Duct
155-0360 Muffler
155-0949 Flexible Exhaust Tube
140-0078 Mtg. Bands (2)
505-0043 Elbow-Pipe

12.5JC-18R/5388AA

Generator - 2006-0080
Control - Code 446 (W.D.612-4848)
Engine - Spec AA
*141-0725 Carburetor (Gas)
134-1805 Air Duct
134-1375 Plate
309-0169 Low Oil Pressure Cutoff Switch
502-0053 Elbow 45°
309-0196 Thermostat Switch (HATKO)
309-0195 Bracket (HATKO)

12.5JC-18R/6074AA

Generator - 2006-0080
Control - Code 440 (W.D.612-4794)
Engine - Spec AA
*141-0720 Carburetor (Gas-Gaso)
134-1810 Air Duct with Shutter
309-0169 Low Oil Pressure Cutoff Switch

* - Refer to Accessory Section for Component Parts.

+ - See Engine Section for Optional Call Outs.

MODEL DATA SECTION

363

12.5JC-18R/6074AA (Continued)

502-0053 Elbow 45°
309-0196 Thermostat Switch (HATKO)
309-0195 Bracket (HATKO)

12.5JC-18R/6153AA

Generator - 2006-0080
Control - Code 440 (W.D.612-4794)
Engine - Spec AA
*140-0893 Carburetor Air Pre-heater Kit
134-1810 Air Duct with Shutter
134-1375 Plate
309-0169 Low Oil Pressure Cutoff Switch
502-0053 Elbow 45°
309-0196 Thermostat Switch (HATKO)
309-0195 Bracket (HATKO)

12.5JC-18R/6241AA

Generator - 2006-0080
Control - Code 446 (W.D.612-4848)
Engine - Spec AA
*140-0893 Carburetor Air Pre-heater Kit
134-1810 Air Duct with Shutter
140-0789 Heat Shield
133-0187 Hose Adapter
503-0458 Clamp
309-0169 Low Oil Pressure Cutoff Switch
502-0053 Elbow 45°
309-0196 Thermostat Switch (HATKO)
309-0195 Bracket (HATKO)

12.5JC-18R/6485AA

Generator - 2006-0080
Control - Code 439 (W.D.612-4793)
Code 32 (W.D.612-1543)
Engine - Spec AA
*140-0893 Carburetor Air Pre-heater Kit
*405-1723 Housing Assembly
*159-0799 Fuel Tank Assembly
134-1805 Air Duct
155-0360 Muffler
155-0949 Flexible Exhaust Tube
140-0078 Mtg. Bands (2)
505-0043 Elbow-Pipe
140-0789 Heat Shield
133-0187 Hose Adapter
503-0458 Clamp

12.5JC-18R/6598AA

Generator - 2006-0080
Control - Code 439 (W.D.612-4793)
Code 32 (W.D.612-1543)
Engine - Spec AA
*140-0893 Carburetor Air Pre-heater Kit
*405-1723 Housing Assembly
134-1805 Air Duct
155-0360 Muffler
155-0949 Flexible Exhaust Tube

12.5JC-18R/6598AA (Continued)

140-0078 Mtg. Bands (2)
505-0043 Elbow-Pipe
140-0789 Heat Shield
133-0187 Hose Adapter
503-0458 Clamp

12.5JC-18R/6813AA

Generator - 2006-0080
Control - Code 439 (W.D.612-4793)
Engine - Spec AA
*141-0725 Carburetor (Gas)
134-1810 Air Duct with Shutter

12.5JC-18R/6921AA

Generator - 2006-0080
Control - Code 440 (W.D.612-4794)
Code 32 (W.D.612-1543)
Engine - Spec AA
*140-0893 Carburetor Air Pre-heater Kit
*405-1723 Housing Assembly
*159-0799 Fuel Tank Assembly
134-1805 Air Duct
140-0789 Heat Shield
133-0187 Hose Adapter
503-0458 Clamp
155-0360 Muffler
155-0949 Flexible Exhaust Tube
140-0078 Mtg. Bands (2)
505-0043 Elbow-Pipe
309-0169 Low Oil Pressure Cutoff Switch
502-0053 Elbow 45°

12.5JC-18R/6970AA

Generator - 2006-0080
Control - Code 440 (W.D.612-4794)
Code 32 (W.D.612-1543)
Engine - Spec AA
*140-0893 Carburetor Air Pre-heater Kit
*405-1423 Housing Assembly
*159-0799 Fuel Tank Assembly
134-1810 Air Duct with Shutter
140-0789 Heat Shield
133-0187 Hose Adapter
503-0458 Clamp
309-0169 Low Oil Pressure Cutoff Switch
502-0053 Elbow 45°

12.5JC-18R/7512AA

Generator - 2006-0080
Control - Code 439 (W.D.612-4793)
Engine - Spec AA
*141-0725 Carburetor (Gas)

12.5JC-18R/7595AA

Generator - 2006-0080
Control - Code 440 (W.D.612-4794)
Engine - Spec AA
*141-0725 Carburetor (Gas)
309-0169 Low Oil Pressure Cutoff Switch
502-0053 Elbow 45°

12.5JC-18R/8100AA

Generator - 2006-0080
Control - Code 439 (W.D.612-4793)
Engine - Spec AA
*140-0892 Carburetor Air Preheater Kit

12.5JC-18R/8389AA

Generator - 2006-0080
Control - Code 439 (W.D.612-4793)
Engine - Spec AA
*141-0720 Carburetor (Gas-Gaso)

12.5JC-18R/8390AA

Generator - 2006-0080
Control - Code 439 (W.D.612-4793)
Engine - Spec AA
*141-0725 Carburetor (Gas)

12.5JC-18R/8505AA

Generator - 2006-0080
Control - Code 440 (W.D.612-4794)
Engine - Spec AA
*141-0725 Carburetor (Gas)
309-0169 Low Oil Pressure Cutoff Switch
502-0053 Elbow 45°
309-0162 Thermostat Switch (HATKO)
338-0337 Harness (HATKO)

12.5JC-18R/8525AA

Generator - 2006-0080
Control - Code 440 (W.D.612-4794)
Engine - Spec AA
*141-0720 Carburetor (Gas-Gaso)
309-0169 Low Oil Pressure Cutoff Switch
502-0053 Elbow 45°

12.5JC-18R/8689AA

Generator - 2006-0080
Control - Code 440 (W.D.612-4794)
Engine - Spec AA
*141-0725 Carburetor (Gas)
309-0169 Low Oil Pressure Cutoff Switch
502-0053 Elbow 45°

12.5JC-18R/8744AA

Generator - 2006-0080
Control - Code 454 (W.D.612-4883)
Engine - Spec AA
*141-0725 Carburetor (Gas)
134-1805 Air Duct
134-1375 Plate
148-0367 Vacuum Switch
502-0053 Vacuum Switch Elbow
505-0098 Vacuum Switch Nipple

12.5JC-18R/8898AA

Generator - 2006-0080
Control - Code 440 (W.D.612-4794)
Code 32 (W.D.612-1543)
Engine - Spec AA
*140-0893 Carburetor Air Preheater Kit
*405-1723 Housing Assembly

* - Refer to Accessory Section for Component Parts.
+ - See Engine Section for Optional Call Outs.

MODEL DATA SECTION

12.5JC-18R/8898AA (Continued)

134-1805 Air Duct
140-0789 Heat Shield
133-0187 Hose Adapter
503-0458 Clamp
155-0360 Muffler
155-0949 Flexible Exhaust Tube
140-0078 Mounting Bands (2)
505-0043 Pipe-Elbow
309-0169 Low Oil Pressure Cutoff Switch
502-0053 Elbow
309-0196 Thermostat Switch (Hatko)
309-0195 Bracket (Hatko)

12.5JC-18R/9014AA

Generator - 2006-0080
Control - Code 440 (W.D.612-4794)
Engine - Spec AA
*141-0725 Carburetor (Gas)
134-1805 Air Duct
134-1375 Plate
309-0169 Low Oil Pressure Cutoff Switch
502-0053 Elbow 45°
309-0196 Thermostat Switch (Hatko)
309-0195 Bracket (Hatko)

12.5JC-18R/9549AA

Generator - 2006-0080
Control - Code 439 (W.D.612-4793)
Code 208 (W.D.625-0023)
Engine - Spec AA
*141-0720 Carburetor (Gas-Gaso)
102-0549 Oil Base

12.5JC-18R/9592AA

Generator - 2006-0080
Control - Code 440 (W.D.612-4794)
Engine - Spec AA
*141-0725 Carburetor (Gas)
*403-0792 Skid Assembly
134-1805 Air Duct
134-1375 Plate
309-0169 Low Oil Pressure Cutoff Switch
502-0053 Elbow 45°

12.5JC-18R/9597AA

Generator - 2006-0080
Control - Code 439 (W.D.612-4793)
Code 208 (W.D.625-0023)
Engine - Spec AA
*141-0720 Carburetor (Gas-Gaso)
134-1805 Air Duct
134-1375 Plate
102-0549 Oil Base

12.5JC-18R/9605AA

Generator - 2006-0080
Control - Code 439 (W.D.612-4793)
Code 208 (W.D.625-0023)
Code 32 (W.D.612-1543)
Engine - Spec AA
*141-0725 Carburetor (Gas)
*405-1723 Housing Assembly
134-1805 Air Duct
155-0360 Muffler
155-0949 Flexible Exhaust Tube
140-0078 Mounting Bands (2)
505-0043 Elbow-Pipe
102-0549 Oil Base

12.5JC-18R/9645AA

Generator - 2006-0080
Control - Code 439 (W.D.612-4793)
Code 32 (W.D.612-1543)
Engine - Spec AA
*141-0725 Carburetor (Gas)
*405-1723 Housing Assembly
134-1805 Air Duct
155-0360 Muffler
155-0949 Flexible Exhaust Tube
140-0078 Mounting Bands (2)
505-0043 Pipe-Elbow

12.5JC-18R/9863AA

Generator - 2006-0080
Control - Code 439 (W.D.612-4793)
Code 208 (W.D.612-0023)
Engine - Spec AA
*141-0720 Carburetor (Gas-Gaso)
102-0549 Oil Base

12.5JC-18R/9865AA

Generator - 2006-0080
Control - Code 440 (W.D.612-4794)
Engine - Spec AA
*140-0893 Carburetor Air Preheater Kit
*403-0792 Skid Assembly
134-1805 Air Duct
134-1375 Plate
140-0789 Heat Shield
133-0187 Hose Adapter
503-0458 Clamp
309-0169 Low Oil Pressure Cutoff Switch
502-0053 Elbow 45°

12.5JC-18R/9996AA

Generator - 2006-0080
Control - Code 439 (W.D.612-4793)
Code 208 (W.D.625-0023)
Engine - Spec AA
*140-0894 Carburetor Air Preheater Kit
102-0549 Oil Base

12.5JC-18R/10218AA

Generator - 2006-0080
Control - Code 440 (W.D.612-4794)
Code 208 (W.D.625-0023)
Code 32 (W.D.612-1543)

12.5JC-18R/10218AA (Continued)

Engine - Spec AA
*141-0725 Carburetor (Gas)
*405-1421 Housing Assembly
134-1805 Air Duct
102-0549 Oil Base
309-0169 Low Oil Pressure Cutoff Switch
502-0053 Elbow 45°
309-0196 Thermostat Switch (Hatko)
309-0195 Bracket (Hatko)

12.5JC-18R/10361AA

Generator - 2006-0080
Control - Code 439 (W.D.612-4793)
Code 32 (W.D.612-1543)
Engine - Spec AA
*141-0720 Carburetor (Gas-Gaso)
*405-1723 Housing Assembly
134-1805 Air Duct
155-0360 Muffler
155-0949 Flexible Exhaust Tube
140-0078 Mounting Bands (2)
505-0043 Pipe-Elbow

12.5JC-18R/10560AA

Generator - 2006-0080
Control - Code 440 (W.D.612-4794)
Code 208 (W.D.625-0023)
Code 32 (W.D.612-1543)
Engine - Spec AA
*141-0720 Carburetor (Gas-Gaso)
*405-1723 Housing Assembly
102-0549 Oil Base
309-0169 Low Oil Pressure Cutoff Switch
502-0053 Elbow 45°
134-1805 Air Duct
155-0360 Muffler
155-0949 Flexible Exhaust Tube
140-0078 Mounting Bands (2)
505-0043 Pipe-Elbow

12.5JC-18R/10718AA

Generator - 2006-0080
Control - Code 440 (W.D.612-4794)
Code 208 (W.D.625-0023)
Engine - Spec AA
*141-0720 Carburetor (Gas-Gaso)
134-1805 Air Duct
102-0549 Oil Base
134-1375 Plate
309-0169 Low Oil Pressure Cutoff Switch
502-0053 Elbow 45°
309-0196 Thermostat Switch (Hatko)
309-0195 Bracket (Hatko)

12.5JC-18R/10892AA

Generator - 2006-0080
Control - Code 439 (W.D.612-4793)
Code 208 (W.D.625-0023)
Code 32 (W.D.612-1543)
Engine - Spec AA

* - Refer to Accessory Section for Component Parts.

+ - See Engine Section for Optional Call Outs.

MODEL DATA SECTION

365

12.5JC-18R/10892AA (Continued)

*140-0893 Carburetor Air
Preheater Kit
*405-1421 Housing Assembly
102-0549 Oil Base
134-1805 Air Duct
140-0789 Heat Shield
133-0187 Hose Adapter
503-0458 Clamp
309-0196 Thermostat Switch
(Hatko)
309-0195 Bracket (Hatko)

12.5JC-18R/11783AA

Generator - 2006-0080
Control - Code 440 (W.D.612-4794)
Engine - Spec AA
*141-0725 Carburetor (Gas)
309-0169 Low Oil Pressure Cutoff
Switch
502-0053 Elbow 45°
309-0196 Thermostat Switch
(Hatko)
309-0195 Bracket (Hatko)

12.5JC-18R/11833AA

Generator - 2006-0080
Control - Code 440 (W.D.612-4794)
Engine - Spec AA
*141-0725 Carburetor (Gas)
*403-0792 Skid Assembly
134-1805 Air Duct
134-1375 Plate
309-0169 Low Oil Pressure Cutoff
Switch
502-0053 Elbow 45°

12.5JC-18R/11837AA

Generator - 2006-0080
Control - Code 439 (W.D.612-4793)
Engine - Spec AA
*141-0725 Carburetor (Gas)
134-1805 Air Duct
134-1375 Plate

12.5JC-18R/11917AA

Generator - 2006-0080
Control - Code 439 (W.D.612-4793)
Engine - Spec AA
*141-0725 Carburetor (Gas)
134-1805 Air Duct
134-1375 Plate

12.5JC-18R/11971AA

Generator - 2006-0080
Control - Code 439 (W.D.612-4793)
Engine - Spec AA
*141-0725 Carburetor Air
Preheater Kit

12.5JC-18R/12355AA

Generator - 2006-0080
Control - Code 439 (W.D.612-4793)
Code 208 (W.D.625-0023)
Code 32 (W.D.612-1543)
Engine - Spec AA
*141-0725 Carburetor (Gas)
*405-1421 Housing Assembly
102-0549 Oil Base
134-1805 Air Duct

12.5JC-18R/12424AA

Generator - 2006-0080
Control - Code 440 (W.D.612-4794)
Engine - Spec AA
*141-0725 Carburetor (Gas)
309-0169 Low Oil Pressure
Cutoff Switch
502-0053 Elbow 45°

12.5JC-18R/12676AA

Generator - 2006-0080
Control - Code 446 (W.D.612-4848)
Engine - Spec AA
*141-0725 Carburetor (Gas)
309-0169 Low Oil Pressure
Cutoff Switch
502-0053 Elbow 45°
309-0196 Thermostat Switch
(Hatko)
309-0195 Bracket (Hatko)

12.5JC-18R/12693AA

Generator - 2006-0080
Control - Code 439 (W.D.612-4793)
Engine - Spec AA
*141-0725 Carburetor (Gas)
*403-0792 Skid Assembly
134-1805 Air Duct
134-1375 Plate
309-0196 Thermostat Switch
(Hatko)
309-0195 Bracket (Hatko)

12.5JC-18R/12752AA

Generator - 2006-0080
Control - Code 440 (W.D.612-4794)
Code 208 (W.D.625-0023)
Code 32 (W.D.612-1543)
Engine - Spec AA
*140-0893 Carburetor Air
Preheater Kit
*405-1723 Housing Assembly
102-0549 Oil Base
309-0169 Low Oil Pressure
Cutoff Switch
502-0053 Elbow 45°
134-1805 Air Duct
140-0789 Heat Shield
133-0187 Hose Adapter
503-0458 Clamp
155-0360 Muffler
155-0949 Flexible Exhaust Tube
140-0078 Mounting Bands (2)
505-0043 Pipe Elbow

12.5JC-18R/12800AA

Generator - 2006-0080
Control - Code 440 (W.D.612-4794)
Code 208 (W.D.625-0023)
Engine - Spec AA
*141-0720 Carburetor (Gas-Gaso)
102-0549 Oil Base
309-0169 Low Oil Pressure Cutoff
Switch
502-0053 Elbow 45°
309-0196 Thermostat Switch (Hatko)
309-0195 Bracket (Hatko)

12.5JC-18R/13039AA

Generator - 2006-0080
Control - Code 440 (W.D.612-4794)
Code 32 (W.D.612-1543)
Engine - Spec AA
*141-0725 Carburetor (Gas)
*405-1423 Housing Assembly
134-1810 Air Duct w/Shutter
309-0169 Low Oil Pressure Cutoff
Switch
502-0053 Elbow 45°

12.5JC-18R/13332AA

Generator - 2006-0080
Control - Code 440 (W.D.612-4794)
Engine - Spec AA
*141-0725 Carburetor (Gas)
*403-0792 Skid Assembly
134-1805 Air Duct
134-1375 Plate
309-0169 Low Oil Pressure Cutoff
Switch
502-0053 Elbow 45°
309-0196 Thermostat Switch (Hatko)
309-0195 Bracket (Hatko)

12.5JC-18R/13465AA

Generator - 2006-0080
Control - Code 440 (W.D.612-4794)
Code 208 (W.D.625-0023)
Code 32 (W.D.612-1543)
Engine - Spec AA
*141-0725 Carburetor (Gas)
*405-1723 Housing Assembly
102-0549 Oil Base
309-0169 Low Oil Pressure Cutoff
Switch
502-0053 Elbow 45°
134-1805 Air Duct
155-0360 Muffler
155-0949 Flexible Exhaust Tube
140-0078 Mounting Bands (2)
505-0043 Pipe Elbow

12.5JC-18R/13732AA

Generator - 2006-0080
Control - Code 440 (W.D.612-4794)
Code 32 (W.D.612-1543)
Engine - Spec AA
*141-0725 Carburetor (Gas)
*405-1723 Housing Assembly
134-1805 Air Duct

* - Refer to Accessory Section for Component Parts.

+ - See Engine Section for Optional Call Outs.

MODEL DATA SECTION

12.5JC-18R/13732AA

155-0360 Muffler
155-0949 Flexible Exhaust Tube
140-0078 Mounting Bands (2)
505-0043 Pipe Elbow
309-0169 Low Oil Pressure Cutoff Switch
502-0053 Elbow 45°
309-0196 Thermostat Switch (HATKO)
309-0195 Bracket (HATKO)

12.5JC-18R/14109AA

Generator - 2006-0080
Control - Code 440 (W.D.612-4794)
Code 32 (W.D.612-1543)
Engine - Spec AA
*141-0720 Carburetor (Gas-Gaso)
*405-1421 Housing Assembly
134-1805 Air Duct
309-0169 Low Oil Pressure Cutoff Switch
502-0053 Elbow 45°
309-0196 Thermostat Switch (HATKO)
309-0195 Bracket (HATKO)

12.5JC-18R/14206AA

Generator - 2006-0080
Control - Code 440 (W.D.612-4794)
Code 208 (W.D.625-0023)
Engine - Spec AA
*140-0893 Carburetor Air Preheater Kit
*403-0792 Skid Assembly
134-1805 Air Duct
134-1375 Plate
102-0549 Oil Base
309-0169 Low Oil Pressure Cutoff Switch
502-0053 Elbow 45°
309-0196 Thermostat Switch (HATKO)
309-0195 Bracket (HATKO)

12.5JC-18R/14251AA

Generator - 2006-0080
Control - Code 440 (W.D.612-4794)
Code 208 (W.D.625-0023)
Code 32 (W.D.612-1543)
Engine - Spec AA
*141-0725 Carburetor (Gas)
*405-1423 Housing Assembly
134-1810 Air Duct w/Shutter
102-0549 Oil Base
309-0169 Low Oil Pressure Cutoff Switch
502-0053 Elbow 45°

12.5JC-18R/14310AA

Generator - 2006-0081
Control - Code 439 (W.D.612-4793)
Engine - Spec AA
*140-0894 Carburetor Air Preheater Kit
*403-0792 Skid Assembly

12.5JC-18R/14331AA

Generator - 2006-0080
179-2016 Generator Heater
Control - Code 446 (W.D.612-4848)
Code 208 (W.D.625-0023)
Code 214 (W.D.625-0477)
Code 32 (W.D.612-1543)
Engine - Spec AA
*141-0725 Carburetor (Gas)
*405-1421 Housing Assembly
134-1805 Air Duct
102-0549 Oil Base
309-0169 Low Oil Pressure Cutoff Switch
502-0053 Elbow 45°

12.5JC-18R/14436AA

Generator - 2006-0081
Control - Code 439 (W.D.612-4793)
Code 208 (W.D.625-0023)
Engine - Spec AA
*140-0893 Carburetor Air Preheater Kit
*403-0792 Skid Assembly
102-0549 Oil Base

12.5JC-18R/14668AA

Generator - 2006-0081
Control - Code 439 (W.D.612-4793)
Engine - Spec AA
*141-0720 Carburetor (Gas-Gaso)

12.5JC-18R/14669AA

Generator - 2006-0081
Control - Code 439 (W.D.612-4793)
Engine - Spec AA
*141-0720 Carburetor (Gas-Gaso)

12.5JC-18R/14670AA

Generator - 2006-0081
Control - Code 439 (W.D.612-4793)
Engine - Spec AA
*141-0725 Carburetor (Gas)

12.5JC-18R/14758AA

Generator - 2006-0081
Control - Code 439 (W.D.612-4793)
Engine - Spec AA
*141-0720 Carburetor (Gas-Gaso)
134-1805 Air Duct
134-1375 Plate

12.5JC-18R/14858AA

Generator - 2006-0081
Control - Code 439 (W.D.612-4793)
Code 208 (W.D.625-0023)
Engine - Spec AA
*141-0720 Carburetor (Gas-Gaso)
102-0549 Oil Base

12.5JC-18R/15012AA

Generator - 2006-0080
Control - Code 451 (W.D.612-4860)
Code 208 (W.D.625-0023)
Code 32 (W.D.612-1543)

12.5JC-18R/15012AA (Continued)

Engine - Spec AA
*141-0725 Carburetor (Gas)
*405-1723 Housing Assembly
102-0549 Oil Base
309-0169 Low Oil Pressure Cutoff Switch
502-0053 Elbow 45°
309-0206 Thermostat Switch (HATKO)
309-0195 Bracket (HATKO)
134-1805 Air Duct
155-0360 Muffler
155-0949 Flexible Exhaust Tube
140-0078 Mounting Bands (2)
505-0043 Pipe Elbow

12.5JC-18R/15026AA

Generator - 2006-0081
Control - Code 440 (W.D.612-4794)
Engine - Spec AA
*141-0720 Carburetor (Gas-Gaso)
134-1805 Air Duct
134-1375 Plate
309-0169 Low Oil Pressure Cutoff Switch
502-0053 Elbow 45°

12.5JC-18R/15064AA

Generator - 2006-0081
Control - Code 440 (W.D.612-4794)
Code 208 (W.D.625-0023)
Code 32 (W.D.612-1543)

Engine - Spec AA
*141-0720 Carburetor (Gas-Gaso)
*405-1723 Housing Assembly
102-0549 Oil Base
309-0169 Low Oil Pressure Cutoff Switch
502-0053 Elbow 45°
134-1805 Air Duct
155-0360 Muffler
155-0949 Flexible Exhaust Tube
140-0078 Mounting Bands (2)
505-0043 Elbow Pipe

12.5JC-18R/15099AA

Generator - 2006-0080
Control - Code 440 (W.D.612-4794)
Code 32 (W.D.612-1543)
Engine - Spec AA
*141-0720 Carburetor (Gas-Gaso)
*405-1423 Housing Assembly
*159-0799 Fuel Tank Assembly
134-1810 Air Duct w/Shutter
309-0169 Low Oil Pressure Cutoff Switch
502-0053 Elbow 45°
309-0196 Thermostat Switch (HATKO)
309-0195 Bracket (HATKO)

12.5JC-18R/15330AA

Generator - 2006-0080
179-2016 Generator Heater
Control - Code 446 (W.D.612-4848)
Code 208 (W.D.625-0023)
Code 214 (W.D.625-0477)

* - Refer to Accessory Section for Component Parts.
+ - See Engine Section for Optional Call Outs.

MODEL DATA SECTION

367

12.5JC-18R/15330AA (Continued)

Code 32 (W.D.612-1543)
 Engine - Spec AA
 *141-0725 Carbureotr (Gas)
 *405-1723 Housing Assembly
 102-0549 Oil Base
 309-0169 Low Oil Pressure Cutoff Switch
 502-0053 Elbow 45°
 134-1805 Air Duct
 155-0360 Muffler
 155-0949 Flexible Exhaust Tube
 140-0078 Mounting Bands (2)
 505-0043 Pipe Elbow

12.5JC-18R/15363AA

Generator - 2006-0080
 179-2016 Generator Heater
 Control - Code 446 (W.D.612-4848)
 Code 208 (W.D.625-0023)
 Code 214 (W.D.625-0477)
 Code 32 (W.D.612-1543)
 Engine - Spec AA
 *141-0725 Carburetor (Gas)
 *405-1723 Housing Assembly
 102-0549 Oil Base
 309-0169 Low Oil Pressure Cutoff Switch
 502-0053 Elbow 45°
 134-1805 Air Duct
 155-0360 Muffler
 155-0949 Flexible Exhaust Tube
 140-0078 Mounting Bands (2)
 505-0043 Pipe Elbow

12.5JC-18R/15478AA

Generator - 2006-0081
 Control - Code 440 (W.D.612-4794)
 Code 208 (W.D.625-0023)
 Engine - Spec AA
 *141-0720 Carburetor (Gas-Gaso)
 134-1805 Air Duct
 134-1375 Plate
 102-0549 Oil Base
 309-0169 Low Oil Pressure Cutoff Switch
 502-0053 Elbow 45°
 309-0196 Thermostat Switch (HATKO)
 309-0195 Bracket (HATKO)

12.5JC-18R/15540AA

Generator - 2006-0080
 Control - Code 440 (W.D.612-4794)
 Code 208 (W.D.625-0023)
 Code 32 (W.D.612-1543)
 Engine - Spec AA
 *141-0720 Carbureotr (Gas-Gaso)
 *405-1725 Housing Assembly
 *159-0799 Fuel Tank Assembly
 134-1810 Air Duct w/Shutter
 102-0549 Oil Base
 309-0169 Low Oil Pressure Cutoff Switch
 502-0053 Elbow 45°
 309-0196 Thermostat Switch (HATKO)
 309-0195 Bracket (HATKO)
 155-0360 Muffler

12.5JC-18R/15540AA (Continued)

155-0949 Flexible Exhaust Tube
 140-0078 Mounting Bands (2)
 505-0043 Elbow-Pipe

12.5JC-18R/15571AA

Generator - 2006-0081
 Control - Code 440 (W.D.612-4794)
 Engine - Spec AA
 *141-0720 Carburetor (Gas-Gaso)
 309-0169 Low Oil Pressure Cutoff Switch
 502-0053 Elbow 45°
 309-0162 Thermostat Switch (HATKO)
 338-0337 Harness (HATKO)

12.5JC-18R31/13AA (Penn State)

Generator - 2006-0080
 Control - Code 439 (W.D.612-4793)
 Engine - Spec AA
 *141-0725 Carburetor (Gas)

12.5JC-18R31/2539AA

Generator - 2006-0080
 Control - Code 439 (W.D.612-4793)
 Engine - Spec AA
 *141-0725 Carburetor (Gas)
 134-1805 Air Duct
 134-1375 Plate

12.5JC-18R31/5316AA

Generator - 2006-0080
 Control - Code 445 (W.D.612-4844)
 Engine - Spec AA
 *141-0725 Carburetor (Gas)
 134-1805 Air Duct
 134-1375 Plate
 309-0169 Low Oil Pressure Cutoff Switch
 502-0053 Elbow 45°
 309-0206 Thermostat Switch (HATKO)
 309-0195 Bracket (HATKO)

12.5JC-18R31/8390AA

Generator - 2006-0080
 Control - Code 439 (W.D.612-4793)
 Engine - Spec AA
 *141-0725 Carburetor (Gas)

12.5JC-18R31/8505AA

Generator - 2006-0080
 Control - Code 440 (W.D.612-4794)
 Engine - Spec AA
 *141-0725 Carburetor (Gas)
 309-0169 Low Oil Pressure Cutoff Switch
 502-0053 Elbow 45°
 309-0162 Thermostat Switch (HATKO)
 338-0337 Harness (HATKO)

12.5JC-18R31/11147AA (Penn State)

Generator - 2006-0014
 Control - Code 439 (W.D.612-4793)

12.5JC-18R31/11147AA (Continued)

Engine - Spec AA
 *141-0725 Carburetor (Gas)
 *403-0792 Skid Assembly

12.5JC-18R31/14670AA (Penn State)

Generator - 2006-0081
 Control - Code 439 (W.D.612-4793)
 Engine - Spec AA
 *141-0725 Carburetor (Gas)

12.5JC-18R31/7512AA (Penn State)

Generator - 2006-0080
 Control - Code 439 (W.D.612-4793)
 Engine - Spec AA
 *141-0725 Carburetor (Gas)

12.5JC-18R31/11917AA (Penn State)

Generator - 2006-0080
 Control - Code 439 (W.D.612-4793)
 Engine - Spec AA
 *141-0725 Carburetor (Gas)
 134-1805 Air Duct
 134-1375 Plate

12.5JC-18R31/12660AA (Penn State)

Generator - 2006-0080
 Control - Code 439 (W.D.612-4793)
 Code 208 (W.D.625-0023)
 Engine - Spec AA
 *141-0725 Carburetor (Gas)
 102-0549 Oil Base

12.5JC-18R31/14309AA (Penn State)

Generator - 2006-0080
 Control - Code 445 (W.D.612-4844)
 Engine - Spec AA
 *141-0725 Carburetor (Gas)
 134-1805 Air Duct
 134-1375 Plate
 309-0169 Low Oil Pres. Cutoff Switch
 502-0053 Elbow 45°
 309-0206 Thermostat Switch (HATKO)
 309-0195 Bracket (HATKO)

12.5JC-18R31/15500AA (Penn State)

Generator - 2006-0080
 Control - Code 451 (W.D.612-4860)
 Engine - Spec AA
 *141-0725 Carburetor (Gas)
 309-0169 Low Oil Pres. Cutoff Switch
 502-0053 Elbow 45°
 309-0206 Thermostat Switch (HATKO)
 309-0195 Bracket (HATKO)
 134-1805 Air Duct
 134-1375 Plate

12.5JC-52R/8969AA

Generator - 2006-0014
 Control - Code 437A (W.D.612-4729)
 Code 439 (W.D.612-4793)
 Code 32 (W.D.612-1543)
 Engine - Spec AA
 *140-0893 Carburetor Air Preheater Kit
 *405-1424 Housing Assembly
 *159-0799 Fuel Tank Assembly
 134-1810 Air Duct w/Shutter
 140-0789 Heat Shield
 133-0187 Hose Adapter
 303-0458 Clamp

* - Refer to Accessory Section for Component Parts.

+ - See Engine Section for Optional Call Outs.

MODEL DATA SECTION

12.5JC-52R/11064T

Generator - 12.5JC-53N/4C
 Control - Code 150 (W.D.612-2658)
 Code 222 (W.D.625-0633)
 Code 471 (W.D.615-0360)
 Engine - Spec T
 *140-0892 Carburetor Air Preheater
 Kit
 309-0169 Low Oil Pressure Cutoff
 Switch^o
 502-0053 Elbow 45°
 309-0162 Thermostat Switch (HATKO)
 338-0337 Harness (HATKO)

12.5JC-52R/14916AA

Generator - 2006-0014
 Control - Code 440 (W.D.612-4794)
 Code 479 (W.D.615-0378)
 Engine - Spec AA
 *140-0892 Carburetor Air Preheater
 Kit
 307-1279 Fuel Solenoid Valve
 505-0098 Close Nipple
 502-0003 Inverted Male Connector
 309-0169 Low Oil Pressure Cutoff
 Switch
 502-0053 Elbow 45°
 309-0162 Thermostat Switch (HATKO)
 338-0337 Harness (HATKO)

12.5JC-53CR/1AA

Generator - 2006-0014
 Control - Code 439 (W.D.612-4793)
 Engine - Spec AA
 *140-0894 Carburetor Air Preheater
 Kit

12.5JC-53CR/8100AA

Generator - 2006-0014
 Control - Code 439 (W.D.612-4793)
 Engine - Spec AA
 *141-0892 Carburetor Air Preheater
 Kit

12.5JC-53CR/8388AA

Generator - 2006-0014
 Control - Code 440 (W.D.612-4794)
 Engine - Spec AA
 *140-0892 Carburetor Air Preheater
 Kit
 309-0169 Low Oil Pressure Cutoff
 Switch
 502-0053 Elbow 45°
 309-0162 Thermostat Switch (HATKO)
 338-0337 Harness (HATKO)

12.5JC-53CR/8561AA

Generator - 2006-0014
 Control - Code 440 (W.D.612-4794)
 Engine - Spec AA
 *141-0720 Carburetor (Gas-Gaso)
 309-0169 Low Oil Pressure Cutoff
 Switch^o
 502-0053 Elbow 45°
 309-0162 Thermostat Switch (HATKO)
 338-0337 Harness (HATKO)

12.5JC-53CR/8898AA

Generator - 2006-0014
 Control - Code 440 (W.D.612-4794)
 Code 32 (W.D.612-1543)
 Engine - Spec AA
 *140-0892 Carburetor Air
 Preheater Kit
 *405-1723 Housing Assembly
 134-1805 Air Duct
 309-0169 Low Oil Pressure
 Cutoff Switch
 502-0053 Elbow 45°
 309-0162 Thermostat Switch
 (HATKO)
 338-0337 Harness (HATKO)
 140-0789 Heat Shield
 133-0187 Hose Adapter
 503-0458 Clamp
 155-0360 Muffler
 155-949 Flexible Exhaust Tube
 140-0078 Mounting Bands (2)
 505-0043 Pipe Elbow

12.5JC-53CR/9863AA

Generator - 2006-0014
 Control - Code 439 (W.D.612-4793)
 Engine - Spec AA
 *141-0720 Carburetor (Gas-Gaso)
 102-0549 Oil Base

12.5JC-53R/11791T

Generator - 12.5JC53N4C
 Control - Code 436 (W.D.612-4588)
 Code 149 (W.D.612-2657)
 Code 222 (W.D.625-0633)
 Code 32 (W.D.612-1543)
 Engine - Spec T
 *140-0893 Carburetor Air
 Preheater Kit
 *405-1424 Housing Assembly
 *159-0799 Fuel Tank Assembly
 134-1805 Air Duct
 140-0789 Heat Shield
 133-0187 Hose Adapter
 503-0458 Clamp

12.5JC-53CR/8100T

Generator - 12.5JC53N4C
 Control - Code 149 (W.D.612-2657)
 Code 222 (W.D.625-0633)
 Engine - Spec T
 *140-0892 Carburetor Air
 Preheater Kit

12.5JC-53CR/8388T

Generator - 12.5JC53N4C
 Control - Code 150 (W.D.612-2658)
 Code 222 (W.D.625-0633)
 Engine - Spec T
 *140-0892 Carburetor Air
 Preheater Kit
 309-0169 Low Oil Pressure
 Cutoff Switch
 502-0053 Elbow 45°
 309-0162 Thermostat Switch
 (HATKO)
 338-0337 Harness (HATKO)

12.5JC-53CR/8898AA

Generator - 2006-0014
 Control - Code 440 (W.D.612-4794)
 Code 32 (W.D.612-1543)
 Engine - Spec AA
 *140-0893 Carburetor Air Preheater
 Kit
 *405-1723 Housing Assembly
 309-0169 Low Oil Pressure Cutoff
 Switch
 502-0053 Elbow 45°
 309-0196 Thermostat Switch (HATKO)
 309-0195 Bracket (HATKO)
 134-1805 Air Duct
 140-0789 Heat Shield
 133-0187 Hose Adapter
 503-0458 Clamp
 155-0360 Muffler
 155-0949 Flexible Exhaust Tube
 140-0078 Mounting Bands (2)
 505-0043 Pipe Elbow

12.5JC-53CR/9863AA

Generator - 2006-0014
 Control - Code 439 (W.D.612-4793)
 Engine - Spec AA
 *141-0720 Carburetor (Gas-Gaso)
 102-0549 Oil Base

12.5JC-53R/11064T

Generator - 12.5JC53N4C
 Control - Code 150 (W.D.612-2658)
 Code 222 (W.D.625-0633)
 Code 470A (W.D.615-0195)
 Engine - Spec T
 *140-0892 Carburetor Air Preheater
 Kit
 309-0169 Low Oil Pressure Cutoff
 Switch
 502-0053 Elbow 45°
 309-0162 Thermostat Switch (HATKO)
 338-0337 Harness (HATKO)

12.5JC-53R/14540AA

Generator - 2006-0014
 Control - Code 440 (W.D.612-4794)
 Code 476 (W.D.615-0373)
 Engine - Spec AA
 *141-0720 Carburetor (Gas-Gaso)
 *403-0792 Skid Assembly
 309-0169 Low Oil Pressure Cutoff
 Switch^o
 502-0053 Elbow 45°
 309-0162 Thermostat Switch (HATKO)
 338-0337 Harness (HATKO)

12.5JC-57R/2079T

Generator - 12.5JC57N4C
 Control - Code 149 (W.D.612-2657)
 Code 222 (W.D.625-0633)
 Code 472 (W.D.615-0368)
 Engine - Spec T
 *140-0894 Carburetor Air Preheater
 Kit

* - Refer to Accessory Section for Component Parts.

+ - See Engine Section for Optional Call Outs.

MODEL DATA SECTION

369

12.5JC-57R/8559T

Generator - 12.5JC57N4C
 *231-0112 Generator Adapter
 Control - Code 388 (W.D.612-4250)
 Code 222 (W.D.625-0633)
 Engine - Spec T
 *140-0892 Carburetor Air Preheater
 Kit
 309-0169 Low Oil Pressure Cutoff
 Switch
 502-0053 Elbow 45°

12.5JC-57R/9279AA

Generator - 2006-0089
 Control - Code 397 (W.D.612-4310)
 Code 440 (W.D.612-4794)
 Code 32 (W.D.612-1543)
 Engine - Spec AA
 *140-0893 Carburetor Air Preheater
 Kit
 *405-1424 Housing Assembly
 *159-0799 Fuel Tank Assembly
 134-1810 Air Duct w/Shutter
 140-0789 Heat Shield
 503-0458 Clamp
 133-0187 Hose Adapter
 309-0169 Low Oil Pressure Cutoff
 Switch
 502-0053 Elbow 45°
 309-0196 Thermostat Switch (HATKO)
 309-0195 Bracket (HATKO)

12.5JC-57R/14910AA

Generator - 2006-0089
 Control - Code 397 (W.D.612-4310)
 Code 446 (W.D.612-4848)
 Code 32 (W.D.612-1543)
 Engine - Spec AA
 *140-0893 Carburetor Air Preheater
 Kit
 *405-1724 Housing Assembly
 *159-0799 Fuel Tank Assembly
 134-1805 Air Duct
 140-0789 Heat Shield
 503-0458 Clamp
 133-0187 Hose Adapter
 155-0360 Muffler
 140-0078 Mounting Bands (2)
 155-0949 Flexible Exhaust Tube
 505-0043 Elbow-Pipe
 309-0169 Low Oil Pressure Cutoff
 Switch
 502-0053 Elbow 45°
 309-0196 Thermostat Switch (HATKO)
 309-0195 Bracket (HATKO)

12.5JC-57XR/7512U

Generator - 12.5JC/303
 Control - Code 149 (W.D.612-2657)
 Code 222 (W.D.625-0633)
 Engine - Spec U
 *141-0725 Carburetor Gas

12.5JC-57XR/11053AA

Generator - 2006-0089
 Control - Code 440 (W.D.612-4794)
 Code 485 (W.D.615-0395)

12.5JC-57XR/11053AA (Continued)

Engine - Spec AA
 *141-0720 Carburetor (Gas-Gaso)
 *403-0792 Skid Assembly
 416-0522 Battery Plate
 309-0169 Low Oil Pressure
 Cutoff Switch
 502-0053 Elbow 45°
 309-0162 Thermostat Switch
 (HATKO)
 338-0337 Harness (HATKO)

12.5JC-57XR/14537AA

Generator - 2006-0089
 Control - Code 466 (W.D.612-4943)
 Code 440 (W.D.612-4794)
 Code 32 (W.D.612-1543)
 Engine - Spec AA
 *141-0720 Carburetor (Gas-Gaso)
 *405-1424 Housing Assembly
 *159-0799 Fuel Tank Assembly
 134-1810 Air Duct w/Shutter
 309-0169 Low Oil Pressure
 Cutoff Switch
 502-0053 Elbow 45°
 309-0196 Thermostat Switch
 (HATKO)
 309-0195 Bracket (HATKO)

12.5JC-518R/1AA

Generator - 2006-0089
 Control - Code 439 (W.D.612-4793)
 Engine - Spec AA
 *140-0894 Carburetor Air
 Preheater Kit

12.5JC-518R/2198AA

Generator - 2006-0089
 Control - Code 440 (W.D.612-4794)
 Engine - Spec AA
 *140-0894 Carburetor Air
 Preheater Kit
 309-0169 Low Oil Pressure
 Cutoff Switch
 502-0053 Elbow 45°
 309-0196 Thermostat Switch
 (HATKO)
 309-0195 Bracket (HATKO)

12.5JC-518R/7512AA

Generator - 2006-0089
 Control - Code 439 (W.D.612-4793)
 Engine - Spec AA
 *141-0725 Carburetor (Gas)

12.5JC-518R/8388AA

Generator - 2006-0089
 Control - Code 440 (W.D.612-4794)
 Engine - Spec AA
 *140-0892 Carburetor Air
 Preheater Kit
 309-0169 Low Oil Pressure
 Cutoff Switch
 502-0053 Elbow 45°
 309-0162 Thermostat Switch
 (HATKO)
 338-0337 Harness (HATKO)

12.5JC-518R/12000AA (Mobil Use)

Generator - 2006-0089
 Control - Code 449 (W.D.612-4852)
 Engine - Spec AA
 *140-0892 Carburetor Air Preheater
 Kit

12.5JC-518R/12437AA

Generator - 2006-0089
 Control - Code 439 (W.D.612-4793)
 Engine - Spec AA
 *141-0725 Carburetor (Gas)
 *403-0792 Skid Assembly
 134-1805 Air Duct
 134-1375 Plate

12.5JC-518R/14622AA

Generator - 2006-0089
 Control - Code 440 (W.D.612-4794)
 Code 32 (W.D.612-1543)
 Engine - Spec AA
 *140-0893 Carburetor Air Preheater
 Kit
 *405-1724 Housing Assembly
 *159-0799 Fuel Tank Assembly
 134-1805 Air Duct
 140-0789 Heat Shield
 133-0187 Hose Adapter
 503-0458 Hose Clamp
 155-0360 Muffler
 155-0949 Flexible Exhaust Tube
 140-0078 Mounting Bands (2)
 505-0043 Pipe Elbow
 301-1195 Blank Instrument Panel
 309-0169 Low Oil Pressure Cutoff
 Switch
 502-0053 Elbow 45°
 309-0196 Thermostat Switch (HATKO)
 309-0195 Bracket (HATKO)

12.5JC-518R/15537AA

Generator - 2006-0089
 Control - Code 440 (W.D.612-4794)
 Engine - Spec AA
 *140-0892 Carburetor Air Preheater
 Kit
 309-0169 Low Oil Pressure Cutoff
 Switch
 502-0053 Elbow 45°
 309-0162 Thermostat Switch (HATKO)
 338-0337 Harness (HATKO)

15.0JC-3CR/1AA

Generator - 2006-0006
 Control - Code 439 (W.D.612-4793)
 Engine - Spec AA
 *140-0894 Carburetor Air Preheater
 Kit

15.0JC-3CR/12AA

Generator - 2006-0006
 Control - Code 439 (W.D.612-4793)
 Engine - Spec AA
 *141-0720 Carburetor (Gas-Gaso)

* - Refer to Accessory Section for Component Parts.
 + - See Engine Section for Optional Call Outs.

MODEL DATA SECTION

15.0JC-3CR/13AA

Generator - 2006-0006
Control - Code 439 (W.D.612-4793)
Engine - Spec AA
*141-0725 Carburetor (Gas)

15.0JC-3CR/55AA

Generator - 2006-0006
Control - Code 440 (W.D.612-4794)
Engine - Spec AA
*141-0720 Carburetor (Gas-Gaso)
309-0169 Low Oil Pressure Cutoff Switch
502-0053 Elbow 45°

15.0JC-3CR/391T

Generator - 15JC3N4C
Control - Code 150 (W.D.612-2658)
Code 221 (W.D.625-0632)
Engine - Spec T
*140-0894 Carburetor Air Preheater Kit
*159-0760 Day Tank Assembly
309-0169 Low Oil Pressure Cutoff Switch
502-0053 Elbow 45°

15.0JC-3CR/1018AA

Generator - 2006-0006
Control - Code 439 (W.D.612-4793)
Code 32 (W.D.612-1543)
Engine - Spec AA
*141-0720 Carburetor (Gas-Gaso)
*405-1421 Housing Assembly
134-1805 Air Duct

15.0JC-3CR/1041AA

Generator - 2006-0006
Control - Code 439 (W.D.612-4793)
Code 32 (W.D.612-1543)
Engine - Spec AA
*140-0894 Carburetor Air Preheater Kit
*159-0799 Fuel Tank Assembly
*405-1421 Housing Assembly
134-1805 Air Duct
140-0789 Heat Shield
133-0187 Hose Adapter
503-0458 Clamp

15.0JC-3CR/1282AA

Generator - 2006-0006
Control - Code 440 (W.D.612-4794)
Engine - Spec AA
*141-0720 Carburetor (Gas-Gaso)
309-0169 Low Oil Pressure Cutoff Switch
502-0053 Elbow 45°
309-0196 Thermostat Switch (HATKO)
309-0195 Bracket (HATKO)

15.0JC-3CR/2198AA

Generator - 2006-0006
Control - Code 440 (W.D.612-4794)
Engine - Spec AA
*140-0894 Carburetor Air Preheater Kit

15.0JC-3CR/2198AA cont.

309-0169 Low Oil Pressure Cutoff Switch
502-0053 Elbow 45°
309-0196 Thermostat Switch (HATKO)
309-0195 Bracket (HATKO)

15.0JC-3CR/2219AA

Generator - 2006-0006
Control - Code 440 (W.D.612-4794)
Engine - Spec AA
*140-0894 Carburetor Air Preheater Kit
134-1805 Air Duct
134-1375 Plate
503-0458 Clamp
140-0789 Heat Shield
133-0187 Hose Adapter
309-0169 Low Oil Pressure Cutoff Switch
502-0053 Elbow 45°

15.0JC-3CR/2442AA

Generator - 2006-0006
Control - Code 439 (W.D.612-4793)
Engine - Spec AA
*141-0720 Carburetor (Gas-Gaso)
134-1805 Air Duct
134-1375 Plate

15.0JC-3CR/2669T

Generator - 15JC3N4C
Control - Code 149 (W.D.612-2657)
Code 221 (W.D.625-0632)
Engine - Spec T
*140-0893 Carburetor Air Preheater Kit
*159-0760 Day Tank Assembly
134-1805 Air Duct
134-1375 Plate
140-0789 Heat Shield
133-0187 Hose Adapter
503-0458 Clamp

15.0JC-3CR/2731AA

Generator - 2006-0006
Control - Code 440 (W.D.612-4794)
Engine - Spec AA
*141-0720 Carburetor (Gas-Gaso)
134-1805 Air Duct
134-1375 Plate
309-0169 Low Oil Pressure Cutoff Switch
502-0053 Elbow 45°

15.0JC-3CR/2823AA

Generator - 2006-0006
Control - Code 440 (W.D.612-4794)
Code 32 (W.D.612-1543)
Engine - Spec AA
*140-0893 Carburetor Air Preheater Kit
*405-1421 Housing Assembly
134-1805 Air Duct
140-0789 Heat Shield
133-0187 Hose Adapter

15.0JC-3CR/2823AA cont.

503-0458 Clamp
309-0169 Low Oil Pressure Cutoff Switch
502-0053 Elbow 45°

15.0JC-3CR/3098AA

Generator - 2006-0006
Control - Code 440 (W.D.612-4794)
Engine - Spec AA
*141-0720 Carburetor (Gas-Gaso)
134-1805 Air Duct
134-1375 Plate
309-0169 Low Oil Pressure Cutoff Switch
502-0053 Elbow 45°
309-0196 Thermostat Switch (HATKO)
309-0195 Bracket (HATKO)

15.0JC-3CR/3354AA

Generator - 2006-0006
Control - Code 439 (W.D.612-4793)
Engine - Spec AA
*141-0720 Carburetor (Gas-Gaso)
134-1805 Air Duct
134-1375 Plate
309-0196 Thermostat Switch (HATKO)
309-0195 Bracket (HATKO)

15.0JC-3CR/3980AA

Generator - 2006-0006
Control - Code 439 (W.D.612-4793)
Engine - Spec AA
*141-0725 Carburetor (Gas)

15.0JC-3CR/5902T

Generator - 15JC3N4C
Control - Code 149 (W.D.612-2657)
Code 221 (W.D.625-0632)
Engine - Spec T
*140-0733 Air Cleaner Assembly
140-0740 Air Tube
503-0407 Connecting Hose
503-0365 Clamps (3)
140-0723 Precleaner

15.0JC-3CR/6074AA

Generator - 2006-0006
Control - Code 440 (W.D.612-4794)
Engine - Spec AA
*141-0720 Carburetor (Gas-Gaso)
134-1810 Air Duct With Shutter
309-0169 Low Oil Pressure Cutoff Switch
502-0053 Elbow 45°
309-0196 Thermostat Switch (HATKO)
309-0195 Bracket (HATKO)

15.0JC-3CR/6241AA

Generator - 2006-0006
Control - Code 446 (W.D.612-4848)
Engine - Spec AA
*140-0893 Carburetor Air Preheater Kit
134-1810 Air Duct With Shutter
140-0789 Heat Shield
133-0187 Hose Adapter

* - Refer to Accessory Section for Component Parts.

+ - See Engine Section for Optional Call Outs.

MODEL DATA SECTION

371

15.0JC-3CR/6241AA cont.

503-0458 Clamp
309-0169 Low Oil Pressure Cutoff Switch
502-0053 Elbow 45°
309-0196 Thermostat Switch (HATKO)
309-0195 Bracket (HATKO)

15.0JC-3CR/6507AA

Generator - 2006-0006
Control - Code 439 (W.D.612-4793)
Code 32 (W.D.612-1543)
Engine - Spec AA
*140-0893 Carburetor Air Preheater Kit
*405-1423 Housing Assembly
134-1810 Air Duct With Shutter
140-0789 Heat Shield
133-0187 Hose Adapter
503-0458 Clamp

15.0JC-3CR/6507T

Generator - 15JC3N4C
Control - Code 149 (W.D.612-2657)
Code 221 (W.D.625-0632)
Code 32 (W.D.612-1543)
Engine - Spec T
*140-0893 Carburetor Air Preheater Kit
*405-1423 Housing Assembly
134-1810 Air Duct With Shutter
140-0789 Heat Shield
133-0187 Hose Adapter
503-0458 Clamp

15.0JC-3CR/6893AA

Generator - 2006-0006
Control - Code 440 (W.D.612-4794)
Code 32 (W.D.612-1543)
Engine - Spec AA
*140-0893 Carburetor Air Preheater Kit
*405-1423 Housing Assembly
134-1810 Air Duct With Shutter
140-0789 Heat Shield
133-0187 Hose Adapter
503-0458 Clamp
309-0169 Low Oil Pressure Cutoff Switch
502-0053 Elbow 45°
309-0196 Thermostat Switch (HATKO)
309-0195 Bracket (HATKO)

15.0JC-3CR/6956AA

Generator - 2006-0006
Control - Code 440 (W.D.612-4794)
Engine - Spec AA
*141-0725 Carburetor (Gas)
134-1805 Air Duct
134-1375 Plate
309-0169 Low Oil Pressure Cutoff Switch
502-0053 Elbow 45°
309-0196 Thermostat Switch (HATKO)
309-0195 Bracket (HATKO)

15.0JC-3CR/6598AA

Generator - 2006-0006
Control - Code 439 (W.D.612-4793)
Code 32 (W.D.612-1543)
Engine - Spec AA
*140-0893 Carburetor Air Preheater Kit
*405-1723 Housing Assembly
134-1805 Air Duct
140-0789 Heat Shield
133-0187 Hose Adapter
503-0458 Clamp
155-0360 Muffler
140-0078 Mounting Bands (2)
155-0949 Flexible Exhaust Hose
505-0043 Pipe Elbow

15.0JC-3CR/6956AA

Generator - 2006-0006
Control - Code 440 (W.D.612-4794)
Engine - Spec AA
*141-0725 Carburetor (Gas)
134-1805 Air Duct
134-1375 Plate
309-0169 Low Oil Pressure Cutoff Switch
502-0053 Elbow 45°
309-0196 Thermostat Switch (HATKO)
309-0195 Bracket (HATKO)

15.0JC-3CR/7512AA

Generator - 2006-0006
Control - Code 439 (W.D.612-4793)
Engine - Spec AA
*141-0725 Carburetor (Gas)

15.0JC-3CR/7595AA

Generator - 2006-0006
Control - Code 440 (W.D.612-4794)
Engine - Spec AA
*141-0725 Carburetor (Gas)
309-0169 Low Oil Pressure Cutoff Switch
502-0053 Elbow 45°

15.0JC-3CR/8100AA

Generator - 2006-0006
Control - Code 439 (W.D.612-4793)
Engine - Spec AA
*140-0892 Carburetor Air Preheater Kit

15.0JC-3CR/8347AA

Generator - 2006-0006
Control - Code 439 (W.D.612-4793)
Engine - Spec AA
*140-0892 Carburetor Air Preheater Kit
*403-0792 Skid Assembly

15.0JC-3CR/8388AA

Generator - 2006-0006
Control - Code 440 (W.D.612-4794)
Engine - Spec AA
*140-0892 Carburetor Air Preheater Kit

15.0JC-3CR/8388AA cont.

309-0169 Low Oil Pressure Cutoff Switch
502-0053 Elbow 45°
309-0162 Thermostat Switch (HATKO)
338-0337 Harness (HATKO)

15.0JC-3CR/8389AA

Generator - 2006-0006
Control - Code 439 (W.D.612-4793)
Engine - Spec AA
*141-0720 Carburetor (Gas-Gaso)

15.0JC-3CR/8390AA

Generator - 2006-0006
Control - Code 439 (W.D.612-4793)
Engine - Spec AA
*141-0725 Carburetor (Gas)

15.0JC-3CR/8457AA

Generator - 2006-0006
Control - Code 440 (W.D.612-4794)
Engine - Spec AA
*140-0892 Carburetor Air Preheater Kit
309-0169 Low Oil Pressure Cutoff Switch
502-0053 Elbow 45°

15.0JC-3CR/8525AA

Generator - 2006-0006
Control - Code 440 (W.D.612-4794)
Engine - Spec AA
*141-0720 Carburetor (Gas-Gaso)
309-0169 Low Oil Pressure Cutoff Switch
502-0053 Elbow 45°

15.0JC-3CR/8561AA

Generator - 2006-0006
Control - Code 440 (W.D.612-4794)
Engine - Spec AA
*141-0720 Carburetor (Gas-Gaso)
309-0169 Low Oil Pressure Cutoff Switch
502-0053 Elbow 45°
309-0162 Thermostat Switch (HATKO)
338-0337 Harness (HATKO)

15.0JC-3CR/8582AA

Generator - 2006-0006
Control - Code 439 (W.D.612-4793)
Engine - Spec AA
*140-0892 Carburetor Air Preheater Kit
309-0171 Thermostat Switch (HATKO)
338-0337 Harness (HATKO)

15.0JC-3CR/8613T

Generator - 15JC3N4C
Control - Code 150 (W.D.612-2658)
Code 221 (W.D.625-0632)
Engine - Spec T
*140-0892 Carburetor Air Preheater Kit
*159-0760 Day Tank Assembly
309-0169 Low Oil Pressure Cutoff Switch
502-0053 Elbow 45°

* - Refer to Accessory Section for Component Parts.

+ - See Engine Section for Optional Call Outs.

MODEL DATA SECTION

15.0JC-3CR/9269AA

Generator - 2006-0006
Control - Code 439 (W.D.612-4793)
Code 32 (W.D.612-1543)
Engine - Spec AA
*141-0725 Carburetor (Gas)
*405-1421 Housing Assembly
134-1805 Air Duct

15.0JC-3CR/9549AA

Generator - 2006-0006
Control - Code 439 (W.D.612-4793)
Code 208 (W.D.625-0023)
Engine - Spec AA
*141-0720 Carburetor (Gas-Gaso)
102-0549 Oil Base

15.0JC-3CR/9597AA

Generator - 2006-0006
Control - Code 439 (W.D.612-4793)
Code 208 (W.D.625-0023)
Engine - Spec AA
*141-0720 Carburetor (Gas-Gaso)
134-1805 Air Duct
134-1375 Plate
102-0549 Oil Base

15.0JC-3CR/9616AA

Generator - 2006-0006
Control - Code 439 (W.D.612-4793)
Code 208 (W.D.625-0023)
Code 32 (W.D.612-1543)
Engine - Spec AA
*141-0720 Carburetor (Gas-Gaso)
*405-1421 Housing Assembly
102-0549 Oil Base
134-1805 Air Duct

15.0JC-3CR/9616T

Generator - 15JC3N4C
Control - Code 149 (W.D.612-2657)
Code 221 (W.D.625-0632)
Code 208 (W.D.625-0023)
Code 32 (W.D.612-1543)
Engine - Spec T
*141-0720 Carburetor (Gas-Gaso)
*405-1421 Housing Assembly
102-0549 Oil Base
134-1805 Air Duct

15.0JC-3CR/9640AA

Generator - 2006-0006
Control - Code 440 (W.D.612-4794)
Engine - Spec AA
*140-0894 Carburetor Air Pre-heater Kit
*403-0792 Skid Assembly
309-0169 Low Oil Pressure Cutoff Switch
502-0053 Elbow 45°
309-0196 Thermostat Switch (HATKO)
309-0195 Bracket (HATKO)

15.0JC-3CR/9837AA

Generator - 2006-0006
Control - Code 440 (W.D.612-4794)
Code 208 (W.D.625-0023)

15.0JC-3CR/9837AA cont.

Engine - Spec AA
*140-0894 Carburetor Air Pre-heater Kit
102-0549 Oil Base
309-0169 Low Oil Pressure Cutoff Switch
502-0053 Elbow 45°
309-0196 Thermostat Switch (HATKO)
309-0195 Bracket (HATKO)

15.0JC-3CR/9848AA

Generator - 2006-0006
Control - Code 439 (W.D.612-4793)
Code 208 (W.D.625-0023)
Engine - Spec AA
*141-0725 Carburetor (Gas)
102-0549 Oil Base

15.0JC-3CR/9863AA

Generator - 2006-0006
Control - Code 439 (W.D.612-4793)
Code 208 (W.D.625-0023)
Engine - Spec AA
*141-0720 Carburetor (Gas-Gaso)
102-0549 Oil Base

15.0JC-3CR/9887T

Generator - 15JC3N4C
Control - Code 150 (W.D.612-2658)
Code 221 (W.D.625-0632)
Code 32 (W.D.612-1543)
Engine - Spec T
*141-0720 Carburetor (Gas-Gaso)
*405-1723 Housing Assembly
134-1805 Air Duct
155-0360 Muffler
155-0949 Flexible Exhaust Tube
140-0078 Mounting Bands (2)
505-0043 Elbow - Pipe
309-0169 Low Oil Pressure Cutoff Switch
502-0053 Elbow 45°
309-0196 Thermostat Switch (HATKO)
309-0195 Bracket (HATKO)

15.0JC-3CR/9996AA

Generator - 2006-0006
Control - Code 439 (W.D.612-4793)
Code 208 (W.D.625-0023)
Engine - Spec AA
*140-0894 Carburetor Air Pre-heater Kit
102-0549 Oil Base

15.0JC-3CR/10163AA

Generator - 2006-0006
Control - Code 440 (W.D.612-4794)
Code 208 (W.D.625-0023)
Engine - Spec AA
*140-0892 Carburetor Air Pre-heater Kit
309-0169 Low Oil Pressure Cutoff Switch
502-0053 Elbow 45°
102-0549 Oil Base

15.0JC-3CR/10242T

Generator - 15JC3N4C
*231-0112 Generator Adapter
Control - Code 388 (W.D.612-4250)
Code 221 (W.D.625-0632)
Engine - Spec T
*140-0733 Air Cleaner Assembly
140-0740 Air Tube
503-0407 Connecting Hose
503-0365 Clamps (3)
140-0723 Precleaner
309-0169 Low Oil Pressure Cutoff Switch
502-0053 Elbow 45°

15.0JC-3CR/10258AA

Generator - 2006-0006
Control - Code 439 (W.D.612-4793)
Code 208 (W.D.625-0023)
Engine - Spec AA
*140-0893 Carburetor Air Preheater Kit
134-1805 Air Duct
134-1375 Plate
140-0789 Heat Shield
133-0187 Hose Adapter
503-0458 Clamp
102-0549 Oil Base

15.0JC-3CR/10259AA

Generator - 2006-0006
Control - Code 440 (W.D.612-4794)
Code 208 (W.D.625-0023)
Engine - Spec AA
*141-0720 Carburetor (Gas-Gaso)
102-0549 Oil Base
309-0169 Low Oil Pressure Cutoff Switch
502-0053 Elbow 45°

15.0JC-3CR/10550AA

Generator - 2006-0006
Control - Code 440 (W.D.612-4794)
Code 208 (W.D.625-0023)
Engine - Spec AA
*141-0720 Carburetor (Gas-Gaso)
102-0549 Oil Base
309-0169 Low Oil Pressure Cutoff Switch
502-0053 Elbow 45°

15.0JC-3CR/10662AA

Generator - 2006-0006
Control - Code 440 (W.D.612-4794)
Code 208 (W.D.625-0023)
Engine - Spec AA
*140-0894 Carburetor Air Preheater Kit
102-0549 Oil Base
309-0169 Low Oil Pressure Cutoff Switch
502-0053 Elbow 45°

15.0JC-3CR/10718AA

Generator - 2006-0006
Control - Code 440 (W.D.612-4794)
Code 208 (W.D.625-0023)
Engine - Spec AA

* - Refer to Accessory Section for Component Parts.

+ - See Engine Section for Optional Call Outs.

MODEL DATA SECTION

373

15.0JC-3CR/10718AA cont.

*141-0720 Carburetor (Gas-Gaso)
102-0549 Oil Base
134-1805 Air Duct
134-1375 Plate
309-0169 Low Oil Pressure Cutoff Switch
502-0053 Elbow 45°
309-0196 Thermostat Switch (HATKO)
309-0195 Bracket (HATKO)

15.0JC-3CR/10928AA

Generator - 2006-0006
Control - Code 446 (W.D.612-4848)
Code 208 (W.D.625-0023)
Engine - Spec AA
*140-0894 Carburetor Air Preheater Kit
102-0549 Oil Base
309-0169 Low Oil Pressure Cutoff Switch
502-0053 Elbow 45°
309-0196 Thermostat Switch (HATKO)
309-0195 Bracket (HATKO)

15.0JC-3CR/11214AA

Generator - 2006-0006
Control - Code 447 (W.D.612-4850)
Engine - Spec AA
*141-0720 Carburetor (Gas-Gaso)
309-0169 Low Oil Pressure Cutoff Switch
502-0053 Elbow 45°

15.0JC-3CR/11365AA

Generator - 2006-0006
Control - Code 440 (W.D.612-4794)
Code 208 (W.D.625-0023)
Engine - Spec AA
*141-0720 Carburetor (Gas-Gaso)
102-0549 Oil Base
309-0169 Low Oil Pressure Cutoff Switch
502-0053 Elbow 45°
309-0162 Thermostat Switch (HATKO)
338-0337 Harness (HATKO)

15.0JC-3CR/11783AA

Generator - 2006-0006
Control - Code 440 (W.D.612-4794)
Engine - Spec AA
*141-0725 Carburetor (Gas)
309-0169 Low Oil Pressure Cutoff Switch
502-0053 Elbow 45°
309-0196 Thermostat Switch (HATKO)
309-0195 Bracket (HATKO)

15.0JC-3CR/11784AA

Generator - 2006-0006
Control - Code 440 (W.D.612-4794)
Engine - Spec AA
*141-0725 Carburetor (Gas)
134-1805 Air Duct
134-1375 Plate
309-0169 Low Oil Pressure Cutoff Switch

15.0JC-3CR/11784AA cont.

502-0053 Elbow 45°
309-0196 Thermostat Switch (HATKO)
309-0195 Bracket (HATKO)

15.0JC-3CR/11830U

Generator - 15JC3N4C
Control - Code 149 (W.D.612-2657)
Code 221 (W.D.625-0632)
Code 208 (W.D.625-0023)
Code 32 (W.D.612-1543)
Engine - Spec U
*141-0725 Carburetor (Gas)
*405-1421 Housing Assembly
102-0549 Oil Base
134-1805 Air Duct

15.0JC-3CR/11830AA

Generator - 2006-0006
Control - Code 439 (W.D.612-4793)
Code 208 (W.D.625-0023)
Code 32 (W.D.612-1543)
Engine - Spec AA
*141-0725 Carburetor (Gas)
*405-1421 Housing Assembly
134-1805 Air Duct
102-0549 Oil Base

15.0JC-3CR/11833AA

Generator - 2006-0006
Control - Code 440 (W.D.612-4794)
Engine - Spec AA
*141-0725 Carburetor (Gas)
*403-0792 Skid Assembly
134-1805 Air Duct
134-1375 Plate
309-0169 Low Oil Pressure Cutoff Switch
502-0053 Elbow 45°

15.0JC-3CR/11837AA

Generator - 2006-0006
Control - Code 439 (W.D.612-4793)
Engine - Spec AA
*141-0725 Carburetor (Gas)
134-1805 Air Duct
134-1375 Plate

15.0JC-3CR/11844AA

Generator - 2006-0006
Control - Code 439 (W.D.612-4793)
Engine - Spec AA
*141-0725 Carburetor (Gas)

15.0JC-3CR/11884AA

Generator - 2006-0006
Control - Code 440 (W.D.612-4794)
Code 208 (W.D.625-0023)
Code 32 (W.D.612-1543)
Engine - Spec AA
*140-0893 Carburetor Air Pre-heater Kit
*405-1421 Housing Assembly
134-1805 Air Duct
140-0789 Heat Shield
133-0187 Hose Adapter

15.0JC-3CR/11884AA cont.

503-0458 Clamp
102-0549 Oil Base
309-0169 Low Oil Pressure Cutoff Switch
502-0053 Elbow 45°

15.0JC-3CR/11908AA

Generator - 2006-0006
Control - Code 452 (W.D.612-4865)
Code 208 (W.D.625-0023)
Engine - Spec AA
*141-0725 Carburetor (Gas)
134-1810 Air Duct With Shutter
102-0549 Oil Base

15.0JC-3CR/11908AA

Generator - 2006-0006
Control - Code 452 (W.D.612-4865)
Code 208 (W.D.625-0023)
Engine - Spec AA
*141-0725 Carburetor (Gas)
134-1810 Air Duct With Shutter
102-0549 Oil Base

15.0JC-3CR/11908U

Generator - 15JC3N4C
Control - Code 240 (W.D.612-2895)
Code 221 (W.D.625-0632)
Code 208 (W.D.625-0023)
Engine - Spec U
*141-0725 Carburetor (Gas)
134-1810 Air Duct With Shutter
102-0549 Oil Base

15.0JC-3CR/11917AA

Generator - 2006-0006
Control - Code 439 (W.D.612-4793)
Engine - Spec AA
*141-0725 Carburetor (Gas)
134-1805 Air Duct
134-1375 Plate

15.0JC-3CR/11917U

Generator - 15JC3N4C
Control - Code 149 (W.D.612-2657)
Code 221 (W.D.625-0632)
Engine - Spec U
*141-0725 Carburetor (Gas)
134-1805 Air Duct
134-1375 Plate

15.0JC-3CR/11941AA

Generator - 2006-0006
Control - Code 440 (W.D.612-4794)
Engine - Spec AA
*141-0725 Carburetor (Gas)
134-1805 Air Duct
134-1375 Plate
309-0169 Low Oil Pressure Cutoff Switch
502-0053 Elbow 45°

* - Refer to Accessory Section for Component Parts.

+ - See Engine Section for Optional Call Outs.

MODEL DATA SECTION

15.0JC-3CR/11948AA

Generator - 2006-0006
Control - Code 440 (W.D.612-4794)
Code 208 (W.D.625-0023)
Code 32 (W.D.612-1543)
Engine - Spec AA
*141-0725 Carburetor (Gas)
*405-1421 Housing Assembly
134-1805 Air Duct
102-0549 Oil Base
309-0169 Low Oil Pressure Cutoff Switch
502-0053 Elbow 45°
309-0196 Thermostat Switch (HATKO)
309-0195 Bracket (HATKO)

15.0JC-3CR/11971AA

Generator - 2006-0006
Control - Code 439 (W.D.612-4793)
Engine - Spec AA
*141-0725 Carburetor (Gas)

15.0JC-3CR/11996AA

Generator - 2006-0006
Control - Code 440 (W.D.612-4794)
Engine - Spec AA
*141-0725 Carburetor (Gas)
309-0169 Low Oil Pressure Cutoff Switch
502-0053 Elbow 45°

15.0JC-3CR/12000AA (Mobile Unit)

Generator - 2006-0006
Control - Code 449 (W.D.612-4852)
Engine - Spec AA
*140-0892 Carburetor Air Preheater Kit

15.0JC-3CR/12032AA

Generator - 2006-0006
Control - Code 440 (W.D.612-4794)
Code 208 (W.D.625-0023)
Code 32 (W.D.612-1543)
Engine - Spec AA
*141-0725 Carburetor (Gas)
*405-1421 Housing Assembly
134-1805 Air Duct
102-0549 Oil Base
309-0169 Low Oil Pressure Cutoff Switch
502-0053 Elbow 45°

15.0JC-3CR/12037AA

Generator - 2006-0006
Control - Code 440 (W.D.612-4794)
Engine - Spec AA
*141-0725 Carburetor (Gas)
309-0169 Low Oil Pressure Cutoff Switch
502-0053 Elbow 45°
309-0162 Thermostat Switch (HATKO)
338-0337 Harness (HATKO)

15.0JC-3CR/12042AA

Generator - 2006-0006
Control - Code 440 (W.D.612-4794)
Engine - Spec AA

15.0JC-3CR/12042AA cont.

*141-0725 Carburetor (Gas)
309-0169 Low Oil Pressure Cutoff Switch
502-0053 Elbow 45°
309-0162 Thermostat Switch (HATKO)
338-0337 Harness (HATKO)

15.0JC-3CR/12250U

Generator - 15JC3N4C
Control - Code 149 (W.D.612-2657)
Code 221 (W.D.625-0632)
Code 32 (W.D.612-1543)
Engine - Spec U
*141-0725 Carburetor (Gas)
*405-1421 Housing Assembly
134-1805 Air Duct

15.0JC-3CR/12355AA

Generator - 2006-0006
Control - Code 439 (W.D.612-4793)
Code 208 (W.D.625-0023)
Code 32 (W.D.612-1543)
Engine - Spec AA
*141-0725 Carburetor (Gas)
*405-1421 Housing Assembly
134-1805 Air Duct
102-0549 Oil Base

15.0JC-3CR/12381AA

Generator - 2006-0006
Control - Code 440 (W.D.612-4794)
Engine - Spec AA
*141-0725 Carburetor (Gas)
134-1805 Air Duct
134-1375 Plate
309-0169 Low Oil Pressure Cutoff Switch
502-0053 Elbow 45°

15.0JC-3CR/12424AA

Generator - 2006-0006
Control - Code 440 (W.D.612-4794)
Engine - Spec AA
*141-0725 Carburetor (Gas)
309-0169 Low Oil Pressure Cutoff Switch
502-0053 Elbow 45°

15.0JC-3CR/12424U

Generator - 15JC3N4C
Control - Code 150 (W.D.612-2658)
Engine - Spec U
*141-0725 Carburetor (Gas)
309-0169 Low Oil Pressure Cutoff Switch
502-0053 Elbow 45°

15.0JC-3CR/12451U

Generator - 15JC3N4C
Control - Code 150 (W.D.612-2658)
Code 221 (W.D.625-0632)
Code 208 (W.D.625-0023)
Engine - Spec U
*141-0725 Carburetor (Gas)
102-0549 Oil Base

15.0JC-3CR/12451U cont.

309-0169 Low Oil Pressure Cutoff Switch
502-0053 Elbow 45°
309-0196 Thermostat Switch (HATKO)
309-0195 Bracket (HATKO)

15.0JC-3CR/12490AA

Generator - 2006-0006
Control - Code 439 (W.D.612-4793)
Code 208 (W.D.625-0023)
Engine - Spec AA
*141-0725 Carburetor (Gas)
102-0549 Oil Base
134-1805 Air Duct
134-1375 Plate

15.0JC-3CR/12676AA

Generator - 2006-0006
Control - Code 446 (W.D.612-4848)
Engine - Spec AA
*141-0725 Carburetor (Gas)
309-0169 Low Oil Pressure Cutoff Switch
502-0053 Elbow 45°
309-0196 Thermostat Switch (HATKO)
309-0195 Bracket (HATKO)

15.0JC-3CR/12741AA

Generator - 2006-0006
Control - Code 454 (W.D.612-4883)
Engine - Spec AA
*141-0725 Carburetor (Gas)
134-1805 Air Duct
134-1375 Plate
154-1224 Intake Manifold
148-0367 Vacuum Switch
502-0053 Vacuum Switch Elbow
505-0098 Vacuum Switch Nipple

15.0JC-3CR/12767AA

Generator - 2006-0006
Control - Code 440 (W.D.612-4794)
Code 208 (W.D.625-0023)
Engine - Spec AA
*141-0725 Carburetor (Gas)
134-1805 Air Duct
134-1375 Plate
309-0169 Low Oil Pressure Cutoff Switch
502-0053 Elbow 45°
102-0549 Oil Base
309-0196 Thermostat Switch (HATKO)
309-0195 Bracket (HATKO)

15.0JC-3CR/12783AA

Generator - 2006-0006
Control - Code 35 (W.D.612-1559)
Code 440 (W.D.612-4794)
Code 208 (W.D.625-0023)
Code 32 (W.D.612-1543)
Engine - Spec AA
*141-0725 Carburetor (Gas)
*405-1422 Housing Assembly
134-1805 Air Duct
102-0549 Oil Base
309-0169 Low Oil Pressure Cutoff Switch

* - Refer to Accessory Section for Component Parts.
+ - See Engine Section for Optional Call Outs.

MODEL DATA SECTION

375

15.0JC-3CR/12783AA cont.

502-0053 Elbow 45°
309-0196 Thermostat Switch (HATKO)
309-0195 Bracket (HATKO)

15.0JC-3CR/12787U

Generator - 15JC3N4C
Control - Code 150 (W.D.612-2658)
Code 221 (W.D.625-0632)
Code 208 (W.D.625-0023)
Code 32 (W.D.612-1543)
Engine - Spec U
*141-0725 Carburetor (Gas)
*405-1421 Housing Assembly
134-1805 Air Duct
102-0549 Oil Base
309-0169 Low Oil Pressure Cutoff Switch
502-0053 Elbow 45°

15.0JC-3CR/12795AA

Generator - 2006-0006
Control - Code 439 (W.D.612-4793)
Engine - Spec AA
*141-0725 Carburetor (Gas)
*403-0792 Skid Assembly

15.0JC-3CR/12800AA

Generator - 2006-0006
Control - Code 440 (W.D.612-4794)
Code 208 (W.D.625-0023)
Engine - Spec AA
*141-0720 Carburetor (Gas-Gaso)
102-0549 Oil Base
309-0169 Low Oil Pressure Cutoff Switch
502-0053 Elbow 45°
309-0196 Thermostat Switch (HATKO)
309-0195 Bracket (HATKO)

15.0JC-3CR/12903AA

Generator - 2006-0006
Control - Code 440 (W.D.612-4794)
Code 208 (W.D.625-0023)
Code 32 (W.D.612-1543)
Engine - Spec AA
*141-0725 Carburetor (Gas)
*405-1725 Housing Assembly
134-1810 Air Duct With Shutter
102-0549 Oil Base
309-0169 Low Oil Pressure Cutoff Switch
502-0053 Elbow 45°
309-0196 Thermostat Switch (HATKO)
309-0195 Bracket (HATKO)
155-0360 Muffler
155-0949 Flexible Exhaust Tube
140-0078 Mounting Bands (2)
505-0043 Elbow-Pipe

15.0JC-3CR/12903U

Generator - 15JC3N4C
Control - Code 150 (W.D.612-2658)
Code 221 (W.D.625-0632)
Code 208 (W.D.625-0023)
Code 32 (W.D.612-1543)
Engine - Spec U

15.0JC-3CR/12903U cont.

*141-0725 Carburetor (Gas)
*405-1725 Housing Assembly
134-1810 Air Duct With Shutter
102-0549 Oil Base
309-0169 Low Oil Pressure Cutoff Switch
502-0053 Elbow 45°
309-0196 Thermostat Switch (HATKO)
309-0195 Bracket (HATKO)
155-0360 Muffler
155-0949 Flexible Exhaust Tube
140-0078 Mounting Bands (2)
505-0043 Pipe Elbow

15.0JC-3CR/12943AA

Generator - 2006-0006
Control - Code 445 (W.D.612-4844)
Code 208 (W.D.625-0023)
Engine - Spec AA
*141-0720 Carburetor (Gas-Gaso)
102-0549 Oil Base
309-0169 Low Oil Pressure Cutoff Switch
502-0053 Elbow 45°
309-0171 Thermostat Switch (HATKO)
338-0337 Harness (HATKO)

15.0JC-3CR/12943T

Generator - 12JC/229
Control - Code 161 (W.D.612-2737)
Code 221 (W.D.625-0632)
Code 208 (W.D.625-0023)
Engine - Spec T
*141-0720 Carburetor (Gas-Gaso)
102-0549 Oil Base
309-0169 Low Oil Pressure Cutoff Switch
502-0053 Elbow 45°
309-0171 Thermostat Switch (HATKO)
338-0337 Harness (HATKO)

15.0JC-3CR/13016U

Generator - 15JC3N4C
Control - Code 149 (W.D.612-2657)
Code 221 (W.D.625-0632)
Code 208 (W.D.625-0023)
Engine - Spec U
*141-0725 Carburetor (Gas)
102-0549 Oil Base
309-0162 Thermostat Switch (HATKO)
338-0337 Harness (HATKO)

15.0JC-3CR/13037T

Generator - 15JC3N4C
Control - Code 150 (W.D.612-2658)
Code 221 (W.D.625-0632)
Code 208 (W.D.625-0023)
Engine - Spec T
*140-0892 Carburetor Air Pre-heater Kit
102-0549 Oil Base
309-0162 Thermostat Switch (HATKO)

15.0JC-3CR/13037T cont.

338-0337 Harness (HATKO)
309-0169 Low Oil Pressure Cutoff Switch
502-0053 Elbow 45°

15.0JC-3CR/13091AA

Generator - 2006-0006
Control - Code 447 (W.D.612-4850)
Engine - Spec AA
*141-0720 Carburetor (Gas-Gaso)
309-0169 Low Oil Pressure Cutoff Switch
502-0053 Elbow 45°
309-0171 Thermostat Switch (HATKO)
338-0337 Harness (HATKO)

15.0JC-3CR/13114AA

Generator - 2006-0006
Control - Code 440 (W.D.612-4794)
Code 208 (W.D.625-0023)
Code 32 (W.D.612-1543)
Engine - Spec AA
*141-0720 Carburetor (Gas-Gaso)
*405-1421 Housing Assembly
134-1805 Air Duct
102-0549 Oil Base
309-0169 Low Oil Pressure Cutoff Switch
502-0053 Elbow 45°
309-0196 Thermostat Switch (HATKO)
309-0195 Bracket (HATKO)

15.0JC-3CR/13173U

Generator - 15JC3N4C
Control - Code 150 (W.D.612-2658)
Code 221 (W.D.625-0632)
Code 208 (W.D.625-0023)
Code 32 (W.D.612-1543)
Engine - Spec U
*141-0725 Carburetor (Gas)
*405-1421 Housing Assembly
134-1805 Air Duct
102-0549 Oil Base
309-0169 Low Oil Pressure Cutoff Switch
502-0053 Elbow 45°

15.0JC-3CR/13195U

Generator - 15JC3N4C
Control - Code 149 (W.D.612-2657)
Code 221 (W.D.625-0632)
Code 208 (W.D.625-0023)
Engine - Spec U
*141-0725 Carburetor (Gas)
102-0549 Oil Base

15.0JC-3CR/13222U

Generator - 15JC3N4C
Control - Code 237 (W.D.612-2873)
Code 221 (W.D.625-0632)
Code 208 (W.D.625-0023)
Code 32 (W.D.612-1543)
Engine - Spec U
*141-0725 Carburetor (Gas)
*405-1423 Housing Assembly

* - Refer to Accessory Section for Component Parts.

+ - See Engine Section for Optional Call Outs.

MODEL DATA SECTION

15.0JC-3CR/13222U cont.

134-1810 Air Duct With Shutter
102-0549 Oil Base
309-0169 Low Oil Pressure Cutoff Switch
502-0053 Elbow 45°
309-0196 Thermostat Switch (HATKO)
309-0195 Bracket (HATKO)

15.0JC-3CR/13223AA

Generator - 2006-0006
Control - Code 451 (W.D.612-4860)
Code 208 (W.D.625-0023)
Code 32 (W.D.612-1543)
Engine - Spec AA
*141-0725 Carburetor (Gas)
*405-1423 Housing Assembly
134-1810 Air Duct With Shutter
102-0549 Oil Base
309-0169 Low Oil Pressure Cutoff Switch
502-0053 Elbow 45°
309-0206 Thermostat Switch (HATKO)
309-0195 Bracket (HATKO)

15.0JC-3CR/13223U

Generator - 15JC3N4C
Control - Code 237 (W.D.612-2873)
Code 221 (W.D.625-0632)
Code 208 (W.D.625-0023)
Code 32 (W.D.612-1543)
Engine - Spec U
*141-0725 Carburetor (Gas)
*405-1423 Housing Assembly
134-1810 Air Duct With Shutter
102-0549 Oil Base
309-0169 Low Oil Pressure Cutoff Switch
502-0053 Elbow 45°
309-0206 Thermostat Switch (HATKO)
309-0195 Bracket (HATKO)

15.0JC-3CR/13317AA

Generator - 2006-0006
Control - Code 440 (W.D.612-4794)
Code 208 (W.D.625-0023)
Engine - Spec AA
*141-0725 Carburetor (Gas)
102-0549 Oil Base
309-0169 Low Oil Pressure Cutoff Switch
502-0053 Elbow 45°
309-0162 Thermostat Switch (HATKO)
338-0337 Harness (HATKO)

15.0JC-3CR/13332U

Generator - 15JC3N4C
Control - Code 150 (W.D.612-2658)
Code 221 (W.D.625-0632)
Engine - Spec U
*141-0725 Carburetor (Gas)
*403-0792 Skid Assembly
134-1805 Air Duct
309-0169 Low Oil Pressure Cutoff Switch
502-0053 Elbow 45°
309-0196 Thermostat Switch (HATKO)
309-0195 Bracket (HATKO)

15.0JC-3CR/13386U

Generator - 15JC3N4C
Control - Code 150 (W.D.612-2658)
Code 221 (W.D.625-0632)
Code 208 (W.D.625-0023)
Code 32 (W.D.612-1543)
Engine - Spec U
*141-0725 Carburetor (Gas)
*405-1725 Housing Assembly
134-1810 Air Duct With Shutter
102-0549 Oil Base
309-0169 Low Oil Pressure Cutoff Switch
502-0053 Elbow 45°
309-0196 Thermostat Switch (HATKO)
309-0195 Bracket (HATKO)
155-0360 Muffler
155-0949 Flexible Exhaust Tube
140-0078 Mounting Bands (2)
505-0043 Pipe Elbow

15.0JC-3CR/13465AA

Generator - 2006-0006
Control - Code 440 (W.D.612-4794)
Code 208 (W.D.625-0023)
Code 32 (W.D.612-1543)
Engine - Spec AA
*141-0725 Carburetor (Gas)
*405-1723 Housing Assembly
134-1805 Air Duct
102-0549 Oil Base
309-0169 Low Oil Pressure Cutoff Switch
502-0053 Elbow 45°
155-0360 Muffler
155-0949 Flexible Exhaust Tube
140-0078 Mounting Bands
505-0043 Pipe Elbow

15.0JC-3CR/13465U

Generator - 15JC3N4C
Control - Code 150 (W.D.612-2658)
Code 221 (W.D.625-0632)
Code 208 (W.D.625-0023)
Code 32 (W.D.612-1543)
Engine - Spec U
*141-0725 Carburetor (Gas)
*405-1723 Housing Assembly
102-0549 Oil Base
134-1805 Air Duct
309-0169 Low Oil Pressure Cutoff Switch
502-0053 Elbow 45°
155-0360 Muffler
155-0949 Flexible Exhaust Tube
140-0078 Mounting Bands
505-0043 Pipe Nipple

15.0JC-3CR/13503U

Generator - 15JC3N4C
Control - Code 150 (W.D.612-2658)
Code 221 (W.D.625-0632)
Code 208 (W.D.625-0023)
Engine - Spec U
*141-0725 Carburetor (Gas)
102-0549 Oil Base

15.0JC-3CR/13503U cont.

309-0169 Low Oil Pressure Cutoff Switch
502-0053 Elbow 45°
309-0162 Thermostat Switch (HATKO)
338-0337 Harness (HATKO)

15.0JC-3CR/13536AA

Generator - 2006-0006
Control - Code 439 (W.D.612-4793)
Code 208 (W.D.625-0023)
Engine - Spec AA
*141-0725 Carburetor (Gas)
134-1805 Air Duct
134-1375 Plate
102-0549 Oil Base

15.0JC-3CR/13640U

Generator - 15JC3N4C
Control - Code 149 (W.D.612-2657)
Code 221 (W.D.625-0632)
Code 208 (W.D.625-0023)
Engine - Spec U

*141-0725 Carburetor (Gas)
102-0549 Oil Base

15.0JC-3CR/13672T

Generator - 15JC/486
Control - Code 399 (W.D.612-4422)
Code 221 (W.D.625-0632)
Code 208 (W.D.625-0023)

Engine - Spec T
*141-0720 Carburetor (Gas-Gaso)

*403-0792 Skid Assembly
102-0549 Oil Base
309-0169 Low Oil Pressure Cutoff Switch
502-0053 Elbow 45°
309-0206 Thermostat Switch (HATKO)
309-0195 Bracket (HATKO)

15.0JC-3CR/13704AA

Generator - 2006-0006
Control - Code 440 (W.D.612-4794)
Code 208 (W.D.625-0023)

Engine - Spec AA
*146-0720 Carburetor (Gas-Gaso)

134-1805 Air Duct
134-1375 Plate
102-0549 Oil Base
309-0169 Low Oil Pressure Cutoff Switch
502-0053 Elbow 45°

15.0JC-3CR/13751T

Generator - 15JC/486
Control - Code 399 (W.D.612-4422)
Code 221 (W.D.625-0632)
Code 32 (W.D.612-1543)

Engine - Spec T
*141-0720 Carburetor (Gas-Gaso)

*159-0760 Day Tank Assembly
*405-1723 Housing Assembly
134-1805 Air Duct
155-0360 Muffler
155-0949 Flexible Exhaust Tube
140-0078 Mounting Bands (2)

* - Refer to Accessory Section for Component Parts.

+ - See Engine Section for Optional Call Outs.

MODEL DATA SECTION

377

15.0JC-3CR/13751T cont.

505-0043 Pipe Elbow
309-0169 Low Oil Pressure Cutoff Switch
502-0053 Elbow 45°
309-0206 Thermostat Switch (HATKO)
309-0195 Bracket (HATKO)

15.0JC-3CR/13861AA

Generator - 2006-0006
Control - Code 440 (W.D.612-4794)
Code 208 (W.D.625-0023)
Engine - Spec AA
*141-0725 Carburetor (Gas)
134-1810 Air Duct With Shutter
102-0549 Oil Base
309-0169 Low Oil Pressure Cutoff Switch
502-0053 Elbow 45°
309-0196 Thermostat Switch (HATKO)
309-0195 Bracket (HATKO)

15.0JC-3CR/13897T

Generator - 15JC3N4C
Control - Code 166 (W.D.612-2790)
Code 221 (W.D.625-0632)
Engine - Spec T
*141-0720 Carburetor (Gas-Gaso)
134-1805 Air Duct
134-1375 Plate
309-0169 Low Oil Pressure Cutoff Switch
502-0053 Elbow 45°

15.0JC-3CR/13917AA

Generator - 2006-0006
Control - Code 140 (W.D.612-2592)
Code 439 (W.D.612-4793)
Code 208 (W.D.625-0023)
Code 32 (W.D.612-1543)
Engine - Spec AA
*141-0725 Carburetor (Gas)
*405-1726 Housing Assembly
134-1810 Air Duct With Shutter
155-0360 Muffler
155-0949 Flexible Exhaust Tube
140-0078 Mounting Bands (2)
505-0043 Pipe Elbow
102-0549 Oil Base

15.0JC-3CR/13917U

Generator - 15JC3N4C
Control - Code 140 (W.D.612-2592)
Code 149 (W.D.612-2657)
Code 221 (W.D.625-0632)
Code 208 (W.D.625-0023)
Code 32 (W.D.612-1543)
Engine - Spec U
*141-0725 Carburetor (Gas)
*405-1726 Housing Assembly
134-1810 Air Duct With Shutter
102-0549 Oil Base
155-0360 Muffler
155-0949 Flexible Exhaust Tube
140-0078 Mounting Bands (2)

15.0JC-3CR/13937AA

Generator - 2006-0006
Control - Code 440 (W.D.612-4794)
Code 208 (W.D.625-0023)
Code 32 (W.D.612-1543)
Engine - Spec AA
*141-0720 Carburetor (Gas-Gaso)
*405-1421 Housing Assembly
102-0549 Oil Base
309-0169 Low Oil Pressure Cutoff Switch
502-0053 Elbow 45°
134-1805 Air Duct

15.0JC-3CR/14026AA

Generator - 2006-0006
Control - Code 440 (W.D.612-4794)
Code 208 (W.D.625-0023)
Engine - Spec AA
*140-0893 Carburetor Air Pre-heater Kit
*403-0792 Skid Assembly
134-1810 Air Duct With Shutter
140-0789 Heat Shield
133-0187 Hose Adapter
503-0458 Clamp
102-0549 Oil Base
309-0169 Low Oil Pressure Cutoff Switch
502-0053 Elbow 45°
309-0196 Thermostat Switch (HATKO)
309-0195 Bracket (HATKO)

15.0JC-3CR/14096AA

Generator - 2006-0006
Control - Code 445 (W.D.612-4844)
Code 208 (W.D.625-0023)
Engine - Spec AA
*141-0725 Carburetor (Gas)
134-1805 Air Duct
134-1375 Plate
102-0549 Oil Base
309-0169 Low Oil Pressure Cutoff Switch
502-0053 Elbow 45°
309-0206 Thermostat Switch (HATKO)
309-0195 Bracket (HATKO)

15.0JC-3CR/14140AA

Generator - 2006-0006
Control - Code 454 (W.D.612-4883)
Code 208 (W.D.625-0023)
Engine - Spec AA
*141-0725 Carburetor (Gas)
134-1805 Air Duct
134-1375 Plate
102-0549 Oil Base
148-0367 Vacuum Switch
502-0053 Vacuum Switch Elbow
505-0098 Vacuum Switch Nipple

15.0JC-3CR/14161AA

Generator - 2006-0006
Control - Code 447 (W.D.612-4850)
Code 208 (W.D.625-0023)
Code 32 (W.D.612-1543)
Engine - Spec AA
*141-0725 Carburetor (Gas)
*405-1421 Housing Assembly
134-1805 Air Duct
102-0549 Oil Base
309-0169 Low Oil Pressure Cutoff Switch
502-0053 Elbow 45°

15.0JC-3CR/14180AA

Generator - 2006-0006
Control - Code 463 (W.D.612-4917)
Engine - Spec AA
*141-0725 Carburetor (Gas)
309-0169 Low Oil Pressure Cutoff Switch
502-0053 Elbow 45°
309-0162 Thermostat Switch (HATKO)
338-0337 Harness (HATKO)
148-0367 Vacuum Switch
502-0053 Vacuum Switch Elbow
505-0098 Vacuum Switch Nipple
154-1224 Intake Manifold

15.0JC-3CR/14335AA

Generator - 2006-0006
Control - Code 446 (W.D.612-4848)
Code 208 (W.D.625-0023)
Code 32 (W.D.612-1543)
Engine - Spec AA
*141-0725 Carburetor (Gas)
*405-1725 Housing Assembly
134-1810 Air Duct With Shutter
102-0549 Oil Base
309-0169 Low Oil Pressure Cutoff Switch
502-0053 Elbow 45°
309-0196 Thermostat Switch (HATKO)
309-0195 Bracket (HATKO)
155-0360 Muffler
155-0949 Flexible Exhaust Tube
140-0078 Mounting Bands (2)
505-0043 Elbow 45°

15.0JC-3CR/14418AA

Generator - 2006-0006
Control - Code 140 (W.D.612-2592)
Code 439 (W.D.612-4793)
Code 489 (W.D.625-1304)
Code 208 (W.D.625-0023)
Code 32 (W.D.612-1543)
Engine - Spec AA
*141-0725 Carburetor (Gas)
*405-1726 Housing Assembly
134-1810 Air Duct With Assembly
102-0549 Oil Base
155-0360 Muffler
155-0949 Flexible Exhaust Tube
140-0078 Mounting Bands (2)
505-0043 Pipe Elbow

* - Refer to Accessory Section for Component Parts.

+ - See Engine Section for Optional Call Outs.

MODEL DATA SECTION

15.0JC-3CR/14543AA

Generator - 2006-0006
Control - Code 440 (W.D.612-4794)
Code 32 (W.D.612-1543)
Engine - Spec AA
*141-0720 Carburetor (Gas-Gaso)
*405-1423 Housing Assembly
134-1810 Air Duct With Shutter
309-0169 Low Oil Pressure Cutoff Switch
502-0053 Elbow 45°
309-0196 Thermostat Switch (HATKO)
309-0195 Bracket (HATKO)

15.0JC-3CR/14562AA

Generator - 2006-0006
Control - Code 439 (W.D.612-4793)
Code 208 (W.D.625-0023)
Code 489 (W.D.625-1304)
Engine - Spec AA
*141-0720 Carburetor (Gas-Gaso)
102-0549 Oil Base

15.0JC-3CR/14597AA

Generator - 2006-0006
Control - Code 440 (W.D.612-4794)
Code 208 (W.D.625-0023)
Code 32 (W.D.612-1543)
Engine - Spec AA
*141-0725 Carburetor (Gas)
*405-1723 Housing Assembly
102-0549 Oil Base
134-1805 Air Duct
309-0169 Low Oil Pressure Cutoff Switch
502-0053 Elbow 45°
309-0196 Thermostat Switch (HATKO)
309-0195 Bracket (HATKO)
155-0360 Muffler
155-0949 Flexible Exhaust Tube
140-0078 Mounting Bands (2)
505-0043 Pipe Elbow

15.0JC-3CR/14774AA

Generator - 2006-0006
Control - Code 440 (W.D.612-4794)
Code 208 (W.D.625-0023)
Code 32 (W.D.612-1543)
Code 489 (W.D.625-1304)
Engine - Spec AA
*141-0720 Carburetor (Gas-Gaso)
*405-1725 Housing Assembly
*159-0799 Fuel Tank Assembly
134-1810 Air Duct With Shutter
102-0549 Oil Base
309-0169 Low Oil Pressure Cutoff Switch
502-0053 Elbow 45°
309-0196 Thermostat Switch (HATKO)
309-0195 Bracket (HATKO)
155-0360 Muffler
155-0949 Flexible Exhaust Tube
140-0078 Mounting Bands (2)
505-0043 Pipe Elbow

15.0JC-3CR/14856AA

Generator - 2006-0006
Control - Code 439 (W.D.612-4793)
Code 208 (W.D.625-0023)
Engine - Spec AA
*140-0893 Carburetor Air Pre-heater Kit
134-1810 Air Duct With Shutter
102-0549 Oil Base

15.0JC-3CR/15067AA

Generator - 2006-0006
Control - Code 439 (W.D.612-4793)
Engine - Spec AA
*141-0725 Carburetor (Gas)
139-1805 Air Duct
134-1375 Plate
309-0196 Thermostat Switch (HATKO)
309-0195 Bracket (HATKO)

15.0JC-3CR/15144AA

Generator - 2006-0006
Control - Code 440 (W.D.612-4794)
Code 32 (W.D.612-1543)
Engine - Spec AA
*141-0725 Carburetor (Gas)
*405-1421 Housing Assembly
309-0169 Low Oil Pressure Cutoff Switch
502-0053 Elbow 45°
134-1805 Air Duct

15.0JC-3CR/15220AA

Generator - 2006-0006
Control - Code 446 (W.D.612-4848)
Code 208 (W.D.625-0023)
Code 32 (W.D.612-1543)
Engine - Spec AA
*141-0725 Carburetor (Gas)
*405-1723 Housing Assembly
102-0549 Oil Base
134-1805 Air Duct
309-0169 Low Oil Pressure Cutoff Switch
502-0053 Elbow 45°
309-0196 Thermostat Switch (HATKO)
309-0195 Bracket (HATKO)
155-0360 Muffler
155-0949 Flexible Exhaust Tube
140-0078 Mounting Bands (2)
505-0043 Pipe Elbow

15.0JC-3CR/15235AA

Generator - 2006-0006
231-0171 Generator Adapter
Control - Code 449 (W.D.612-4852)
Engine - Spec AA
*140-0892 Carburetor Air Pre-heater Kit
309-0169 Low Oil Pressure Cutoff Switch
502-0053 Elbow 45°

15.0JC-3CR/15240AA

Generator - 2006-0006
Control - Code 440 (W.D.612-4794)
Code 208 (W.D.625-0023)
Engine - Spec AA
*141-0725 Carburetor (Gas)
102-0549 Oil Base
309-0169 Low Oil Pressure Cutoff Switch
502-0053 Elbow 45°

15.0JC-3CR/15243AA

Generator - 2006-0006
Control - Code 439 (W.D.612-4793)
Engine - Spec AA
*141-0725 Carburetor (Gas)
*403-0792 Skid Assembly
309-0162 Thermostat Switch (HATKO)
338-0337 Harness (HATKO)

15.0JC-3CR/15390AA

Generator - 2006-0006
*231-0171 Generator Adapter
Control - Code 449 (W.D.612-4852)
Engine - Spec AA
*141-0720 Carburetor (Gas-Gaso)
*140-1297 Air Cleaner Assembly
140-0740 Air Induction Tube
503-0274 Hose Clamps (3)
503-0571 Hose Connector
309-0169 Low Oil Pressure Cutoff Switch
502-0053 Elbow 45°

15.0JC-3CR/15491AA

Generator - 2006-0006
Control - Code 446 (W.D.612-4848)
Code 208 (W.D.625-0023)
Code 32 (W.D.612-1543)
Engine - Spec AA
*140-0893 Carburetor Air Preheater Kit
*405-1725 Housing Assembly
134-1810 Air Duct With Shutter
140-0789 Heat Shield
133-0187 Hose Adapter
503-0458 Clamp
155-0360 Muffler
155-0949 Flexible Exhaust Tube
140-0078 Mounting Bands (2)
505-0043 Pipe Elbow
102-0549 Oil Base
309-0169 Low Oil Pressure Cutoff Switch
502-0053 Elbow 45°
309-0196 Thermostat Switch (HATKO)
309-0195 Bracket (HATKO)

15.0JC-3CR/15615AA

Generator - 2006-0006
Control - Code 450 (W.D.612-4858)
Engine - Spec AA
*141-0725 Carburetor (Gas)
134-1805 Air Duct

* - Refer to Accessory Section for Component Parts.
+ - See Engine Section for Optional Call Outs.

MODEL DATA SECTION

379

15.0JC-3CR/15615AA cont.

134-1375 Plate
309-0169 Low Oil Pressure Cutoff Switch
502-0053 Elbow 45°
309-0206 Thermostat Switch (HATKO)
309-0195 Bracket (HATKO)

15.0JC-3CR/15645AA

Generator - 2006-0006
Control - Code 470 (W.D.612-5061)
Code 208 (W.D.625-0023)
Engine - Spec AA
*141-0725 Carburetor (Gas)
134-1810 Air Duct With Shutter
102-0549 Oil Base
309-0169 Low Oil Pressure Cutoff Switch
502-0053 Elbow 45°
309-0196 Thermostat Switch (HATKO)
309-0195 Bracket (HATKO)

15.0JC-3CR31/13AA (Penn State)

Generator - 2006-0006
Control - Code 439 (W.D.612-2793)
Engine - Spec AA
*141-0725 Carburetor (Gas)

15.0JC-3CR31/2539AA (Penn State)

Generator - 2006-0006
Control - Code 439 (W.D.612-4793)
Code 208 (W.D.625-0023)
Engine - Spec AA
*141-0725 Carburetor (Gas)
134-1805 Air Duct
134-1375 Plate

15.0JC-3CR31/8413AA (Penn State)

Generator - 2006-0006
Control - Code 439 (W.D.612-4793)
Engine - Spec AA
*141-0725 Carburetor (Gas)
*403-0792 Skid Assembly
134-1805 Air Duct
134-1375 Plate

15.0JC-3CR31/9705AA

Generator - 2006-0006
Control - Code 439 (W.D.612-4793)
Code 208 (W.D.625-0023)
Engine - Spec AA
*141-0725 Carburetor (Gas)
102-0549 Oil Base

15.0JC-3CR31/11834AA (Penn State)

Generator - 2006-0006
Control - Code 462 (W.D.612-4909)
Engine - Spec AA
*141-0725 Carburetor (Gas)
309-0169 Low Oil Pressure Cutoff Switch
502-0053 Elbow 45°
309-0206 Thermostat Switch (HATKO)
309-0195 Bracket (HATKO)

15.0JC-3CR31/12566U (Penn State)

Generator - 15JC3N4C
Control - Code 332 (W.D.612-3698)
Code 221 (W.D.625-0632)
Engine - Spec U
*141-0725 Carburetor (Gas)
309-0169 Low Oil Pressure Cutoff Switch
502-0053 Elbow 45°
309-0206 Thermostat Switch (HATKO)
309-0195 Bracket (HATKO)

15.0JC-3CR31/12566AA (Penn State)

Generator - 2006-0006
Control - Code 453 (W.D.612-4881)
Engine - Spec AA
*141-0725 Carburetor (Gas)
309-0169 Low Oil Pressure Cutoff Switch
502-0053 Elbow 45°
309-0206 Thermostat Switch (HATKO)
309-0195 Bracket (HATKO)

15.0JC-3CR31/14276AA (Penn State)

Generator - 2006-0006
Control - Code 462 (W.D.612-4909)
Engine - Spec AA
*141-0725 Carburetor (Gas)
309-0169 Low Oil Pressure Cutoff Switch
502-0053 Elbow 45°
309-0171 Thermostat Switch (HATKO)
338-0337 Harness (HATKO)

15.0JC-3CR131/7512AA (Penn State)

Generator - 2006-0006
Control - Code 439 (W.D.612-4793)
Engine - Spec AA
*141-0725 Carburetor (Gas)

15.0JC-3CR131/11917AA (Penn State)

Generator - 2006-0006
Control - Code 439 (W.D.612-4793)
Engine - Spec AA
*141-0725 Carburetor (Gas)
134-1805 Air Duct
134-1375 Plate

15.0JC-3CR131/11971U (Penn State)

Generator - 15JC3N4C
Control - Code 257 (W.D.612-3076)
Code 221 (W.D.625-0632)
Engine - Spec U
*141-0725 Carburetor (Gas)

15.0JC-3CR131/15567AA (Penn State)

Generator - 2006-0006
Control - Code 450 (W.D.612-4858)
Code 208 (W.D.625-0023)
Code 32 (W.D.612-1543)
Engine - Spec AA
*141-0725 Carburetor (Gas)
*405-1421 Housing Assembly
134-1805 Air Duct

15.0JC-3CR131/15567AA cont.

102-0549 Oil Base
309-0169 Low Oil Pressure Cutoff Switch
502-0053 Elbow 45°
309-0206 Thermostat Switch (HATKO)
309-0195 Bracket (HATKO)

15.0JC-3R/1092AA

Generator - 2006-0006
Control - Code 59 (W.D.612-1786)
Code 439 (W.D.612-4793)
Code 32 (W.D.612-1543)
Engine - Spec AA
*140-0893 Carburetor Air Preheater Kit
*405-1422 Housing Assembly
*159-0799 Fuel Tank Assembly
134-1805 Air Duct
140-0789 Heat Shield
133-0187 Hose Adapter
503-0458 Clamp

15.0JC-3R/2079T

Generator - 15JC3N4C
Control - Code 149 (W.D.612-2657)
Code 221 (W.D.625-0632)
Code 173 (W.D.615-0198)
Engine - Spec T
*140-0894 Carburetor Air Preheater Kit

15.0JC-3R/3115AA

Generator - 2006-0006
Control - Code 439 (W.D.612-4793)
Code 475 (W.D.615-0372)
Engine - Spec AA
*141-0720 Carburetor (Gas-Gaso)
134-1805 Air Duct
134-1375 Plate

15.0JC-3R/4911AA

Generator - 2006-0006
Control - Code 440 (W.D.612-4794)
Code 476 (W.D.615-0373)
Engine - Spec AA
*140-0894 Carburetor Air Preheater Kit
309-0169 Low Oil Pressure Cutoff Switch
502-0053 Elbow 45°
309-0196 Thermostat Switch (HATKO)
309-0195 Bracket (HATKO)

15.0JC-3R/5144AA

Generator - 2006-0006
Control - Code 439 (W.D.612-4793)
Code 476 (W.D.615-0373)
Engine - Spec AA
*141-0720 Carburetor (Gas-Gaso)
134-1805 Air Duct
134-1375 Plate

15.0JC-3R/5163T

Generator - 15JC3N4C
Control - Code 149 (W.D.612-2657)
Code 221 (W.D.625-0632)
Code 173 (W.D.615-0198)
Engine - Spec T
*140-0893 Carburetor Air Preheater Kit

* - Refer to Accessory Section for Component Parts.
+ - See Engine Section for Optional Call Outs.

MODEL DATA SECTION

15.0JC-3R/5163T cont.

134-1805 Air Duct
134-1375 Plate
140-0789 Heat Shield
133-0187 Hose Adapter
503-0458 Clamp

15.0JC-3R/5776T

Generator - 15JC3N4C
Control - Code 59 (W.D.612-1786)
Code 150 (W.D.612-2658)
Code 221 (W.D.625-0632)
Code 32 (W.D.612-1543)
Engine - Spec T
*140-0893 Carburetor Air Preheater Kit
*405-1422 Housing Assembly
134-1805 Air Duct
134-1375 Plate
140-0789 Heat Shield
133-0187 Hose Adapter
503-0458 Clamp
309-0169 Low Oil Pressure Cutoff Switch
502-0053 Elbow 45°
309-0196 Thermostat Switch (HATKO)
309-0195 Bracket (HATKO)

15.0JC-3R/7509T

Generator - 15JC3N4C
Control - Code 150 (W.D.612-2658)
Code 221 (W.D.625-0632)
Code 174 (W.D.615-0199)
Engine - Spec T
*140-0894 Carburetor Air Preheater Kit
309-0169 Low Oil Pressure Cutoff Switch
502-0053 Elbow 45°
309-0196 Thermostat Switch (HATKO)
309-0195 Bracket (HATKO)

15.0JC-3R/8232T

Generator - 15JC3N4C
Control - Code 59 (W.D.612-1786)
Code 150 (W.D.612-2658)
Code 221 (W.D.625-0632)
Code 32 (W.D.612-1543)
Engine - Spec T
*140-0893 Carburetor Air Preheater Kit
*405-1424 Housing Assembly
*159-0799 Fuel Tank Assembly
134-1810 Air Duct With Shutter
140-0789 Heat Shield
133-0187 Hose Adapter
503-0458 Clamp
309-0196 Thermostat Switch (HATKO)
309-0195 Bracket (HATKO)

15.0JC-3R/8375T

Generator - 15JC3N4C
Control - Code 35 (W.D.612-1559)
Code 149 (W.D.612-2657)
Code 221 (W.D.625-0632)
Code 32 (W.D.612-1543)
Engine - Spec T
*140-0893 Carburetor Air Preheater Kit
*405-1422 Housing Assembly
*159-0799 Fuel Tank Assembly
134-1805 Air Duct
140-0789 Heat Shield
133-0187 Hose Adapter
503-0458 Clamp

15.0JC-3R/8375AA

Generator - 2006-0006
Control - Code 35 (W.D.612-1559)
Code 439 (W.D.612-4793)
Code 32 (W.D.612-1543)
Engine - Spec AA
*140-0893 Carburetor Air Preheater Kit
*405-1422 Housing Assembly
*159-0799 Fuel Tank Assembly
134-1805 Air Duct
140-0789 Heat Shield
133-0187 Hose Adapter
503-0458 Clamp

15.0JC-3R/8871AA

Generator - 2006-0006
Control - Code 35 (W.D.612-1559)
Code 439 (W.D.612-4793)
Code 32 (W.D.612-1543)
Engine - Spec AA
*140-0893 Carburetor Air Preheater Kit
*405-1424 Housing Assembly
*159-0799 Fuel Tank Assembly
134-1810 Air Duct With Shutter
140-0789 Heat Shield
133-0187 Hose Adapter
503-0458 Clamp
309-0196 Thermostat Switch (HATKO)
309-0195 Bracket (HATKO)

15.0JC-3R/8802AA

Generator - 2006-0006
Control - Code 444 (W.D.612-4843)
Code 475 (W.D.615-0372)
Engine - Spec AA
*141-0720 Carburetor (Gas-Gaso)
309-0169 Low Oil Pressure Cutoff Switch
502-0053 Elbow 45°

15.0JC-3R/8941AA

Generator - 2006-0006
Control - Code 35 (W.D.612-1559)
Code 439 (W.D.612-4793)
Code 32 (W.D.612-1543)
Engine - Spec AA
*140-0893 Carburetor Air Preheater Kit

15.0JC-3R/8941AA cont.

*405-1422 Housing Assembly
134-1805 Air Duct
140-0789 Heat Shield
133-0189 Adapter
503-0458 Clamp

15.0JC-3R/8915AA

Generator - 2006-0006
Control - Code 35 (W.D.612-1559)
Code 439 (W.D.612-4793)
Code 32 (W.D.612-1543)
Engine - Spec AA
*140-0893 Carburetor Air Preheater Kit
*405-1724 Housing Assembly
*159-0799 Fuel Tank Assembly
134-1805 Air Duct
140-0789 Heat Shield
133-0187 Adapter
503-0458 Clamp
155-0360 Muffler
155-0949 Flexible Exhaust Tube
140-0078 Mounting Bands (2)
505-0043 Elbow - Pipe

15.0JC-3R/8968AA

Generator - 2006-0006
Control - Code 35 (W.D.612-1559)
Code 439 (W.D.612-4793)
Code 32 (W.D.612-1543)

Engine - Spec AA
*140-0893 Carburetor Air Preheater Kit
*405-1424 Housing Assembly
*159-0799 Fuel Tank Assembly
134-1810 Air Duct With Shutter
140-0789 Heat Shield
133-0187 Adapter
503-0458 Clamp

15.0JC-3R/8969T

Generator - 15JC3N4C
Control - Code 35 (W.D.612-1559)
Code 149 (W.D.612-2657)
Code 221 (W.D.625-0632)
Code 32 (W.D.612-1543)

Engine - Spec T
*140-0893 Carburetor Air Preheater Kit
*405-1424 Housing Assembly
*159-0799 Fuel Tank Assembly
134-1810 Air Duct With Shutter
140-0789 Heat Shield
133-0187 Adapter
503-0458 Clamp

15.0JC-3R/9219AA

Generator - 2006-0006
Control - Code 59 (W.D.612-1786)
Code 439 (W.D.612-4793)
Code 32 (W.D.612-1543)
Engine - Spec AA
*141-0720 Carburetor (Gas-Gaso)
*405-1724 Housing Assembly
134-1805 Air Duct
155-0360 Muffler
155-0949 Flexible Exhaust Tube
140-0078 Mounting Bands (2)
505-0043 Pipe Elbow

* - Refer to Accessory Section for Component Parts.

+ - See Engine Section for Optional Call Outs.

MODEL DATA SECTION

381

15.0JC-3R/9835AA

Generator - 2006-0006
Control - Code 35 (W.D.612-1559)
Code 440 (W.D.612-4794)
Code 32 (W.D.612-1543)
Engine - Spec AA
*140-0893 Carburetor Air Preheater Kit
*405-1422 Housing Assembly
*159-0799 Fuel Tank Assembly
134-1805 Air Duct
140-0789 Heat Shield
133-0187 Adapter
503-0458 Clamp
309-0169 Low Oil Pressure Cutoff Switch
502-0053 Elbow 45°

15.0JC-3R/9768AA

Generator - 2006-0006
Control - Code 35 (W.D.612-1559)
Code 440 (W.D.612-4794)
Code 32 (W.D.612-1543)
Engine - Spec AA
*140-0893 Carburetor Air Preheater Kit
*405-1422 Housing Assembly
*159-0799 Fuel Tank Assembly
134-1805 Air Duct
140-0789 Heat Shield
133-0187 Adapter
503-0458 Clamp
309-0169 Low Oil Pressure Cutoff Switch
502-0053 Elbow 45°
309-0196 Thermostat Switch (HATKO)
309-0195 Bracket (HATKO)

15.0JC-3R/9801AA

Generator - 2006-0006
Control - Code 440 (W.D.612-4794)
Code 476 (W.D.615-0373)
Code 208 (W.D.625-0023)
Engine - Spec AA
*141-0720 Carburetor (Gas-Gaso)
102-0549 Oil Base
309-0169 Low Oil Pressure Cutoff Switch
502-0053 Elbow 45°

15.0JC-3R/10395AA

Generator - 2006-0006
Control - Code 440 (W.D.612-4794)
Code 475 (W.D.615-0372)
Engine - Spec AA
*141-0720 Carburetor (Gas-Gaso)
309-0169 Low Oil Pressure Cutoff Switch
502-0053 Elbow 45°
309-0162 Thermostat Switch (HATKO)
338-0337 Harness (HATKO)

15.0JC-3R/10657AA

Generator - 2006-0006
Control - Code 35 (W.D.612-1559)
Code 439 (W.D.612-4793)
Code 32 (W.D.612-1543)

15.0JC-3R/10657AA cont.

Engine - Spec AA
*141-0720 Carburetor (Gas-Gaso)
*405-1422 Housing Assembly
134-1805 Air Duct

15.0JC-3R/10929T

Generator - 15JC/231
Control - Code 312 (W.D.612-3503)
Code 161 (W.D.612-2737)
Code 223 (W.D.625-0711)
Code 208 (W.D.625-0023)
Code 32 (W.D.612-1543)
Engine - Spec T
*141-0720 Carburetor (Gas-Gaso)
*405-1422 Housing Assembly
102-0549 Oil Base
134-1805 Air Duct
309-0169 Low Oil Pressure Cutoff Switch
502-0053 Elbow 45°
309-0206 Thermostat Switch (HATKO)
309-0195 Bracket (HATKO)

15.0JC-3R/11055AA

Generator - 2006-0006
Control - Code 446 (W.D.612-4848)
Code 476 (W.D.612-0373)
Engine - Spec AA
*141-0720 Carburetor (Gas-Gaso)
309-0169 Low Oil Pressure Cutoff Switch
502-0053 Elbow 45°
309-0162 Thermostat Switch (HATKO)
338-0337 Harness (HATKO)

15.0JC-3R/11064AA

Generator - 2006-0006
Control - Code 440 (W.D.612-4794)
Code 476 (W.D.615-0373)
Engine - Spec AA
*140-0893 Carburetor Air Preheater Kit
309-0169 Low Oil Pressure Cutoff Switch
502-0053 Elbow 45°
309-0162 Thermostat Switch (HATKO)
338-0337 Harness (HATKO)

15.0JC-3R/11861T

Generator 15JC/229
Control - Code 35 (W.D.612-1559)
Code 161 (W.D.612-2737)
Code 221 (W.D.625-0632)
Code 208 (W.D.625-0023)
Code 32 (W.D.612-1543)
Engine - Spec T
*140-0893 Carburetor Air Preheater Kit
*405-1724 Housing Assembly
102-0549 Oil Base
134-1805 Air Duct
155-0360 Muffler
155-0949 Flexible Exhaust Tube

15.0JC-3R/11861T cont.

140-0078 Mounting Bands (2)
505-0043 Pipe Elbow
309-0169 Low Oil Pressure Cutoff Switch
502-0053 Elbow 45°
309-0206 Thermostat Switch (HATKO)
309-0195 Bracket (HATKO)

15.0JC-3R/11872AA

Generator - 2006-0006
Control - Code 35 (W.D.612-1559)
Code 439 (W.D.612-4793)
Code 32 (W.D.612-1543)
Engine - Spec AA
*141-0725 Carburetor (Gas)
*405-1422 Housing Assembly
134-1805 Air Duct

15.0JC-3R/11872U

Generator - 15JC3N4C
Control - Code 35 (W.D.612-1559)
Code 149 (W.D.612-2657)
Code 221 (W.D.625-0632)
Code 32 (W.D.612-1543)
Engine - Spec U
*141-0725 Carburetor (Gas)
*405-1422 Housing Assembly
134-1805 Air Duct

15.0JC-3R/12050U

Generator - 15JC3N4C
Control - Code 150 (W.D.612-2658)
Code 221 (W.D.625-0632)
Code 173 (W.D.615-0198)
Engine - Spec U
*141-0725 Carburetor (Gas)
309-0169 Low Oil Pressure Cutoff Switch
502-0053 Elbow 45°
309-0196 Thermostat Switch (HATKO)
309-0195 Bracket (HATKO)

15.0JC-3R/12050AA

Generator - 2006-0006
Control - Code 440 (W.D.612-4794)
Code 476 (W.D.615-0373)
Engine - Spec AA
*141-0725 Carburetor (Gas)
309-0169 Low Oil Pressure Cutoff Switch
502-0053 Elbow 45°
309-0196 Thermostat Switch (HATKO)
309-0195 Bracket (HATKO)

15.0JC-3R/12107AA

Generator - 2006-0006
Control - Code 35 (W.D.612-1559)
Code 440 (W.D.612-4794)
Code 208 (W.D.625-0023)
Code 32 (W.D.612-1543)
Engine - Spec AA
*141-0725 Carburetor (Gas)
*405-1726 Housing Assembly
134-1810 Air Duct With Shutter
102-0549 Oil Base
309-0169 Low Oil Pressure Cutoff Switch

* - Refer to Accessory Section for Component Parts.

+ - See Engine Section for Optional Call Outs.

MODEL DATA SECTION

15.0JC-3R/12107AA cont.

502-0053 Elbow 45°
309-0196 Thermostat Switch (HATKO)
309-0195 Bracket (HATKO)
155-0360 Muffler
155-0949 Flexible Exhaust Tube
140-0078 Mounting Bands (2)
505-0043 Pipe Elbow

15.0JC-3R/12156U

Generator - 15JC3N4C
Control - Code 150 (W.D.612-2658)
Code 221 (W.D.625-0632)
Code 173 (W.D.615-0198)
Engine - Spec U
*141-0725 Carburetor (Gas)
309-0169 Low Oil Pressure Cutoff Switch
502-0053 Elbow 45°
309-0162 Thermostat Switch (HATKO)
338-0337 Harness (HATKO)

15.0JC-3R/12164AA

Generator - 2006-0006
Control - Code 439 (W.D.612-4793)
Code 475 (W.D.615-0372)
Code 208 (W.D.625-0023)
Engine - Spec AA
*141-0725 Carburetor (Gas)
102-0549 Oil Base

15.0JC-3R/12298AA

Generator - 2006-0006
Control - Code 35 (W.D.612-1559)
Code 440 (W.D.612-4794)
Code 208 (W.D.625-0023)
Code 32 (W.D.612-1543)
Engine - Spec AA
*141-0725 Carburetor (Gas)
*405-1724 Housing Assembly
134-1805 Air Duct
155-0360 Muffler
155-0949 Flexible Exhaust Tube
140-0078 Mounting Bands (2)
505-0043 Pipe Elbow
102-0549 Oil Base
309-0169 Low Oil Pressure Cutoff Switch
502-0053 Elbow 45°
309-0196 Thermostat Switch (HATKO)
309-0195 Bracket (HATKO)

15.0JC-3R/12428AA

Generator - 2006-0006
Control - Code 446 (W.D.612-4848)
Code 476 (W.D.615-0373)
Engine - Spec AA
*141-0725 Carburetor (Gas)
134-1805 Air Duct
134-1375 Plate
309-0169 Low Oil Pressure Cutoff Switch
502-0053 Elbow 45°
309-0196 Thermostat Switch (HATKO)

15.0JC-3R/12428AA cont.

309-0195 Bracket (HATKO)

15.0JC-3R/12450AA

Generator - 2006-0006
Control - Code 439 (W.D.612-4793)
Code 475 (W.D.615-0372)
Engine - Spec AA
*141-0725 Carburetor (Gas)
134-1805 Air Duct
134-1375 Plate

15.0JC-3R/12463AA

Generator - 2006-0006
Control - Code 35 (W.D.612-1559)
Code 439 (W.D.612-4793)
Code 208 (W.D.625-0023)
Code 32 (W.D.612-1543)
Engine - Spec AA
*141-0725 Carburetor (Gas)
*405-1724 Housing Assembly
102-0549 Oil Base
134-1805 Air Duct
155-0360 Muffler
155-0949 Flexible Exhaust Tube
140-0078 Mounting Bands (2)
505-0043 Pipe Elbow

15.0JC-3R/12513AA

Generator - 2006-0006
Control - Code 439 (W.D.612-4793)
Code 475 (W.D.615-0372)
Code 208 (W.D.625-0023)
Engine - Spec AA
*141-0725 Carburetor (Gas)
102-0549 Oil Base

15.0JC-3R/12747AA

Generator - 2006-0006
Control - Code 35 (W.D.612-1559)
Code 440 (W.D.612-4794)
Code 208 (W.D.625-0023)
Code 32 (W.D.612-1543)
Engine - Spec AA
*141-0725 Carburetor (Gas)
*405-1422 Housing Assembly
102-0549 Oil Base
134-1805 Air Duct
309-0169 Low Oil Pressure Cutoff Switch
502-0053 Elbow 45°

15.0JC-3R/12763U

Generator - 15JC3N4C
Control - Code 35 (W.D.612-1559)
Code 150 (W.D.612-2658)
Code 221 (W.D.625-0632)
Code 208 (W.D.625-0023)
Code 32 (W.D.612-1543)
Engine - Spec U
*141-0725 Carburetor (Gas)
*405-1724 Housing Assembly
102-0549 Oil Base
309-0169 Low Oil Pressure Cutoff Switch
502-0053 Elbow 45°
155-0360 Muffler

15.0JC-3R/12763U cont.

155-0949 Flexible Exhaust Tube
140-0078 Mounting Bands
505-0043 Pipe Elbow

15.0JC-3R/12783AA

Generator - 2006-0006
Control - Code 35 (W.D.612-1559)
Code 440 (W.D.612-4794)
Code 208 (W.D.625-0023)
Code 32 (W.D.612-1543)
Engine - Spec AA
*141-0725 Carburetor (Gas)
*405-1433 Housing Assembly
102-0549 Oil Base
134-1805 Air Duct
309-0169 Low Oil Pressure Cutoff Switch
502-0053 Elbow 45°
309-0196 Thermostat Switch (HATKO)
309-0195 Bracket (HATKO)

15.0JC-3R/12872U

Generator - 15JC3N4C
Control - Code 35 (W.D.612-1559)
Code 150 (W.D.612-2658)
Code 221 (W.D.625-0632)
Code 208 (W.D.625-0023)
Code 32 (W.D.612-1543)
Engine - Spec U
*141-0725 Carburetor (Gas)
*405-1424 Housing Assembly
102-0549 Oil Base
134-1810 Air Duct With Shutter
309-0169 Low Oil Pressure Cutoff Switch
502-0053 Elbow 45°
309-0196 Thermostat Switch (HATKO)
309-0195 Bracket (HATKO)

15.0JC-3R/12911T

Generator - 15JC/237
Control - Code 150 (W.D.612-2658)
Code 221 (W.D.625-0632)
Code 173 (W.D.615-0198)
Engine - Spec T
*140-0893 Carburetor Air Preheater Kit
134-1805 Air Duct
134-1375 Plate
140-0789 Heat Shield
133-0187 Hose Adapter
503-0458 Clamp
309-0169 Low Oil Pressure Cutoff Switch
502-0053 Elbow 45°
309-0196 Thermostat Switch (HATKO)
309-0195 Bracket (HATKO)

15.0JC-3R/12968AA

Generator - 2006-0006
Control - Code 35 (W.D.612-1559)
Code 440 (W.D.612-4794)
Code 208 (W.D.625-0023)
Code 32 (W.D.612-1543)
Engine - Spec AA
*141-0725 Carburetor (Gas)

* - Refer to Accessory Section for Component Parts.

+ - See Engine Section for Optional Call Outs.

MODEL DATA SECTION

383

15.0JC-3R/12968AA cont.

*405-1422 Housing Assembly
134-1805 Air Duct
102-0549 Oil Base
309-0169 Low Oil Pressure Cutoff Switch
502-0053 Elbow 45°
309-0196 Thermostat Switch (HATKO)
309-0195 Bracket (HATKO)

15.0JC-3R/13013T

Generator - 15JC/229
Control - Code 35 (W.D.612-1559)
Code 159 (W.D.612-2735)
Code 221 (W.D.625-0632)
Code 208 (W.D.625-0023)
Code 32 (W.D.612-1543)

Engine - Spec T
*141-0720 Carburetor (Gas-Gaso)
*405-1726 Housing Assembly
134-1810 Air Duct With Shutter
155-0360 Muffler
155-0949 Flexible Exhaust Tube
140-0078 Mounting Bands (2)
505-0043 Pipe Elbow
102-0549 Oil Base
309-0169 Low Oil Pressure Cutoff Switch
502-0053 Elbow 45°
309-0196 Thermostat Switch (HATKO)
309-0195 Bracket (HATKO)

15.0JC-3R/13123AA

Generator - 2006-0006
Control - Code 446 (W.D.612-4848)
Code 476 (W.D.615-0373)

Engine - Spec AA
*141-0725 Carburetor (Gas)
309-0169 Low Oil Pressure Cutoff Switch
502-0053 Elbow 45°
309-0196 Thermostat Switch (HATKO)
309-0195 Bracket (HATKO)

15.0JC-3R/13205U

Generator - 15JC3N4C
Control - Code 149 (W.D.612-2657)
Code 221 (W.D.625-0632)
Code 173 (W.D.615-0198)

Engine - Spec U
*141-0725 Carburetor (Gas)
134-1805 Air Duct
134-1375 Plate
309-0196 Thermostat Switch (HATKO)
309-0195 Bracket (HATKO)

15.0JC-3R/13287U

Generator - 15JC3N4C
Control - Code 35 (W.D.612-1559)
Code 150 (W.D.612-2658)
Code 221 (W.D.625-0632)
Code 208 (W.D.625-0023)
Code 32 (W.D.612-1543)

15.0JC-3R/13287U cont.

Engine - Spec U
*141-0725 Carburetor (Gas)
*405-1424 Housing Assembly
134-1810 Air Duct With Shutter
309-0169 Low Oil Pressure Cutoff Switch
502-0053 Elbow 45°
309-0196 Thermostat Switch (HATKO)
309-0195 Bracket (HATKO)

15.0JC-3R/13401U

Generator - 15JC/229
Control - Code 438 (W.D.612-4778)
Code 221 (W.D.625-0632)
Code 173 (W.D.615-0198)
Code 208 (W.D.625-0023)

Engine - Spec U
*141-0725 Carburetor (Gas)
309-0169 Low Oil Pressure Cutoff Switch
502-0053 Elbow 45°
309-0171 Thermostat Switch (HATKO)
338-0337 Harness (HATKO)

15.0JC-3R/13440AA

Generator - 2006-0006
Control - Code 440 (W.D.612-4794)
Code 476 (W.D.615-0373)

Engine - Spec AA
*141-0725 Carburetor (Gas)
134-1810 Air Duct With Shutter
309-0169 Low Oil Pressure Cutoff Switch
502-0053 Elbow 45°
309-0196 Thermostat Switch (HATKO)
309-0195 Bracket (HATKO)

15.0JC-3R/13440U

Generator - 15JC3N4C
Control - Code 150 (W.D.612-2658)
Code 221 (W.D.625-0632)
Code 173 (W.D.615-0198)

Engine - Spec U
*141-0725 Carburetor (Gas)
134-1810 Air Duct With Shutter
309-0169 Low Oil Pressure Cutoff Switch
502-0053 Elbow 45°
309-0196 Thermostat Switch (HATKO)
309-0195 Bracket (HATKO)

15.0JC-3R/13516U

Generator - 15JC/229
Control - Code 161 (W.D.612-2737)
Code 221 (W.D.625-0632)
Code 173 (W.D.615-0198)

Engine - Spec U
*141-0725 Carburetor (Gas)
*403-0792 Skid Assembly
416-0522 Battery Plate
134-1805 Air Duct
134-1375 Plate
309-0169 Low Oil Pressure Cutoff Switch
502-0053 Elbow 45°

15.0JC-3R/13516U cont.

309-0206 Thermostat Switch (HATKO)
309-0195 Bracket (HATKO)

15.0JC-3R/13547T
Generator - 15JC3N4C
Control - Code 35 (W.D.612-1559)
Code 237 (W.D.612-2873)
Code 221 (W.D.625-0632)
Code 32 (W.D.612-1543)

Engine - Spec T
*141-0720 Carburetor (Gas-Gaso)
*405-1424 Housing Assembly
134-1810 Air Duct With Shutter
309-0169 Low Oil Pressure Cutoff Switch
502-0053 Elbow 45°
309-0206 Thermostat Switch (HATKO)
309-0195 Bracket (HATKO)

15.0JC-3R/13609U

Generator - 15JC3N4C
Control - Code 59 (W.D.612-1786)
Code 150 (W.D.612-2658)
Code 221 (W.D.625-0632)
Code 208 (W.D.625-0023)
Code 32 (W.D.612-1543)

Engine - Spec U
*141-0725 Carburetor (Gas)
*405-1726 Housing Assembly
134-1810 Air Duct With Shutter
102-0549 Oil Base
309-0169 Low Oil Pressure Cutoff Switch
502-0053 Elbow 45°
155-0360 Muffler
155-0949 Flexible Exhaust Tube
140-0078 Mounting Bands (2)
505-0043 Pipe Elbow

15.0JC-3R/13648U

Generator - 15JC3N4C
Control - Code 149 (W.D.612-2657)
Code 221 (W.D.625-0632)
Code 174 (W.D.615-0199)

Engine Spec U
*141-0725 Carburetor (Gas)

15.0JC-3R/13687U

Generator - 15JC/229
Control - Code 443A (W.D.612-4823)
Code 221 (W.D.625-0632)
Code 173 (W.D.615-0198)
Code 208 (W.D.625-0023)

Engine - Spec U
*141-0725 Carburetor (Gas)
*403-0792 Skid Assembly
416-0522 Battery Plate
134-1805 Air Duct
134-1375 Plate
102-0549 Oil Base
309-0169 Low Oil Pressure Cut off
502-0053 Elbow 45°
309-0206 Thermostat Switch HATKO
309-0195 Bracket (HATKO)

* - Refer to Accessory Section for Components Parts
+ - See Engine Section for Optional Call Outs.

MODEL DATA SECTION

15.0JC-3R/13740U

Generator - 15JC/229
Control - Code 35 (W.D.612-1559)
Code 159 (W.D.612-2735)
Code 221 (W.D.625-0632)
Code 208 (W.D.625-0023)
Code 32 (W.D.612-1543)

Engine Spec U

*141-0725 Carburetor (Gas)
*405-1726 Housing Assembly
134-1810 Air Duct With Shutter
102-0549 Oil Base
309-0169 Low Oil Pressure Cutoff Switch
502-0053 Elbow 45°
309-0196 Thermostat Switch (HATKO)
309-0195 Bracket (HATKO)
155-0360 Muffler
155-0949 Flexible Exhaust Tube
140-0078 Mounting Bands (2)
505-0043 Pipe Elbow

15.0JC-3R/13747T

Generator - 15JC/486
Control - Code 35 (W.D.612-1559)
Code 399 (W.D.612-4422)
Code 221 (W.D.625-0632)
Code 208 (W.D.625-0023)
Code 32 (W.D.612-1543)

Engine - Spec T

*140-0893 Carburetor Air Preheater Kit
*405-1724 Housing Assembly
*159-0799 Fuel Tank Assembly
134-1805 Air Duct
140-0789 Heat Shield
133-0187 Hose Adapter
503-0458 Clamp
155-0360 Muffler
155-0949 Flexible Exhaust Tube
140-0078 Mounting Bands (2)
505-0043 Pipe Elbow
102-0549 Oil Base
309-0169 Low Oil Pressure Cutoff Switch
502-0053 Elbow 45°
309-0206 Thermostat Switch (HATKO)
309-0195 Bracket (HATKO)

15.0JC-3R/13775T

Generator - 15JC3N4C
Control - Code 35 (W.D.612-1559)
Code 149 (W.D.612-2657)
Code 221 (W.D.625-0632)
Code 32 (W.D.612-1543)

Engine - Spec T

*141-0720 Carburetor (Gas-Gaso)
*405-1724 Housing Assembly
134-1805 Air Duct
155-0360 Muffler
155-0949 Flexible Exhaust Tube
140-0078 Mounting Bands (2)
505-0043 Pipe Elbow

15.0JC-3R/13815T

Generator - 15JC3N4C
Control - Code 35 (W.D.612-1559)
Code 149 (W.D.612-2657)
Code 221 (W.D.625-0632)
Code 208 (W.D.625-0023)
Code 32 (W.D.612-1543)

Engine - Spec T

*140-0893 Carburetor Air Preheater Kit
*405-1424 Housing Assembly
*159-0799 Fuel Tank Assembly
134-1810 Air Duct With Shutter
102-0549 Oil Base
140-0789 Heat Shield
133-0187 Hose Adapter
503-0458 Clamp

15.0JC-3R/13924U

Generator - 15JC3N4C
Control - Code 150 (W.D.612-2658)
Code 221 (W.D.625-0632)
Code 173 (W.D.615-0198)

Engine - Spec U

*141-0725 Carburetor (Gas)
309-0169 Low Oil Pressure Cutoff Switch
502-0053 Elbow 45°
309-0162 Thermostat Switch (HATKO)
338-0337 Harness (HATKO)

15.0JC-34/13957AA

Generator - 2006-0006
Control - Code 35 (W.D.612-1559)
Code 446 (W.D.612-4848)
Code 32 (W.D.612-1543)

Engine - Spec AA

*140-0893 Carburetor Air Preheater Kit
*405-1724 Housing Assembly
134-1805 Air Duct
140-0789 Heat Shield
133-0187 Hose Adapter
503-0458 Clamp
155-0360 Muffler
155-0949 Flexible Exhaust Tube
140-0078 Mounting Bands (2)
505-0043 Pipe Elbow
309-0169 Low Oil Pressure Cutoff Switch
502-0053 Elbow 45°
309-0196 Thermostat Switch (HATKO)
309-0195 Bracket (HATKO)

15.0JC-3R/13979AA

Generator - 2006-0006
Control - Code 445 (W.D.612-4844)
Code 476 (W.D.615-0373)

Engine - Spec AA

*141-0725 Carburetor (Gas)
309-0169 Low Oil Pressure Cutoff Switch
502-0053 Elbow 45°
309-0206 Thermostat Switch (HATKO)
309-0195 Bracket (HATKO)

15.0JC-3R/13986T

Generator - 15JC3N4C
Control - Code 35 (W.D.612-1559)
Code 150 (W.D.612-2658)
Code 221 (W.D.625-0632)
Code 208 (W.D.625-0023)
Code 32 (W.D.612-1543)

Engine - Spec T

*141-0720 Carburetor (Gas-Gaso)
*405-1424 Housing Assembly
134-1810 Air Duct With Shutter
102-0549 Oil Base
309-0169 Low Oil Pressure Cutoff Switch
502-0053 Elbow 45°
309-0196 Thermostat Switch (HATKO)
309-0195 Bracket (HATKO)

15.0JC-3R/14019AA

Generator - 2006-0006
Control - Code 35 (W.D.612-1559)
Code 450 (W.D.612-4858)
Code 208 (W.D.625-0023)
Code 23 (W.D.615-1543)

Engine - Spec AA

*140-0894 Carburetor Air Preheater Kit
*405-1724 Housing Assembly
*159-0799 Fuel Tank Assembly
134-1805 Air Duct
140-0789 Heat Shield
133-0187 Adapter
503-0458 Clamp
155-0360 Muffler
155-0949 Flexible Exhaust Tube
140-0078 Mounting Bands
505-0043 Pipe Elbow
309-0169 Low Oil Pressure Cut-off Switch
502-0053 Elbow 45°
309-0206 Thermostat Switch (HATKO)
309-0195 Bracket (HATKO)
102-0549 Oil Base

15.0JC-3R/14229AA

Generator - 2006-0006
Control - Code 35 (W.D.612-1559)
Code 439 (W.D.612-4793)
Code 208 (W.D.625-0023)
Code 32 (W.D.612-1543)

Engine - Spec AA

*140-0893 Carburetor Air Preheater Kit
*405-1424 Housing Assembly
*159-0799 Fuel Tank Assembly
102-0549 Oil Base
134-1810 Air Duct w/shutter
140-0789 Heat Shield
133-0187 Adapter
503-0458 Clamp

15.0JC-3R/14240AA

Generator - 2006-0006
Control - Code 35 (W.D.612-1559)
Code 439 (W.D.612-4793)
Code 208 (W.D.625-0023)
Code 32 (W.D.612-1543)

Engine - Spec AA

*140-0893 Carburetor Air Preheater Kit

* - Refer to Accessory Section for Components Parts
+ - See Engine Section for Optional Call Outs.

MODEL DATA SECTION

385

15.OJC-3R/14240AA (Cont)

*405-1724 Housing Assembly
102-0549 Oil Base
134-1805 Air Duct
140-0789 Heat Shield
133-0187 Adapter
503-0458 Clamp
155-0360 Muffler
155-0949 Flexible Exhaust Tube
140-0078 Mounting Bands
505-0043 Pipe Elbow

15.OJC-3R/14268AA

Generator - 2006-0006
Control - Code 35 (W.D.612-1559)
Code 448 (W.D.612-4851)
Code 214 (W.D.625-0477)
Code 208 (W.D.625-0023)
Code 32 (W.D.612-1543)
Engine - Spec AA
*141-0725 Carburetor (Gas)
*405-1424 Housing Assembly
102-0549 Oil Base
134-1810 Air Duct w/Shutter

15.OJC-3R/14346AA

Generator - 2006-0006
Control - Code 440 (W.D.612-4794)
Code 476 (W.D.615-0373)
Code 208 (W.D.625-0023)
Engine - Spec AA
*141-0725 Carburetor (Gas)
102-0549 Oil Base
309-0169 Low Oil Pressure Cut-off Switch
502-0053 Elbow 45°

15.OJC-3R/14348AA

Generator - 2006-0006
Control - Code 35 (W.D.612-1559)
Code 446 (W.D.612-4848)
Code 32 (W.D.612-1543)
Engine - Spec AA
*141-0725 Carburetor (Gas)
*405-1422 Housing Assembly
134-1805 Air Duct
309-0169 Low Oil Pressure Cut-off Switch
502-0053 Elbow 45°
309-0196 Thermostat Switch (HATKO)
309-0195 Bracket (HATKO)

15.OJC-3R/14382AA

Generator - 2006-0006
Control - Code 35 (W.D.612-1559)
Code 446 (W.D.612-4848)
Code 32 (W.D.612-1543)
Engine - Spec AA
*141-0725 Carburetor (Gas)
*405-1422 Housing Assembly
134-1805 Air Duct
309-0169 Low Oil Pressure Cut-off Switch
502-0053 Elbow 45°
309-0196 Thermostat Switch (HATKO)
309-0195 Bracket (HATKO)

15.OJC-3R/14518AA

Generator - 2006-0006
Control - Code 440 (W.D.612-4794)
Code 475 (W.D.615-0372)
Engine - Spec AA
*141-0720 Carburetor (Gas-Gaso)
134-1805 Air Duct
134-1375 Plate
309-0169 Low Oil Pressure Cut-off Switch
502-0053 Elbow 45°

15.OJC-3R/14580AA

Generator - 2006-0006
Control - Code 467 (W.D.612-4997)
Code 476 (W.D.615-0373)
Engine - Spec AA
*141-0725 Carburetor (Gas)
134-1805 Air Duct
134-1375 Plate
309-0169 Low Oil Pressure Cut-off Switch
502-0053 Elbow 45°
309-0206 Thermostat Switch (HATKO)
309-0195 Bracket (HATKO)

15.OJC-3R/14653AA

Generator - 2006-0006
Control - Code 444 (W.D.612-4843)
Code 475 (W.D.615-0372)
Code 208 (W.D.625-0023)
Engine - Spec AA
*141-0725 Carburetor (Gas)
102-0549 Oil Base
309-0169 Low Oil Pressure Cut-off Switch
502-0053 Elbow 45°

15.OJC-3R/14657AA

Generator - 2006-0006
Control - Code 450 (W.D.612-4858)
Code 476 (W.D.615-0373)
Engine - Spec AA
*141-0725 Carburetor (Gas)
309-0169 Low Oil Pressure Cut-off Switch
502-0053 Elbow 45°
309-0206 Thermostat Switch (HATKO)
309-0195 Bracket (HATKO)

15.OJC-3R/14714AA

Generator - 2006-0006
Control - Code 440 (W.D.612-4794)
Code 476 (W.D.615-0373)
Engine - Spec AA
*141-0725 Carburetor (Gas)
*403-0792 Skid Assembly
309-0169 Low Oil Pressure Cut-off Switch
503-0053 Elbow 45°

15.OJC-3R/14833AA

Generator - 2006-0006
Control - Code 440 (W.D.612-4794)
Code 476 (W.D.615-0373)
Engine - Spec AA
*140-0893 Carburetor Air Pre-heater Kit
*403-0792 Skid Assembly
134-1805 Air Duct
134-1375 Plate
140-0789 Heat Shield
133-0187 Hose Adapter
503-0458 Clamp
309-0169 Low Oil Pressure Cut-off Switch
502-0053 Elbow 45°

15.OJC-3R/14910AA

Generator - 2006-0006
Control - Code 35 (W.D.612-1559)
Code 446 (W.D.612-4848)
Code 32 (W.D.612-1543)
Engine - Spec AA
*140-0893 Carburetor Air Pre-heater Kit
*405-1724 Housing Assembly
*159-0799 Fuel Tank Assembly
134-1805 Air Duct
140-0789 Heat Shield
133-0187 Adapter
155-0360 Muffler
155-0949 Flexible Exhaust Tube
503-0458 Clamp
140-0078 Mounting Bands
505-0043 Pipe Elbow
309-0169 Low Oil Pressure Cut-off Switch
502-0053 Elbow 45°
309-0196 Thermostat Switch (HATKO)
309-0195 Bracket (HATKO)

15.OJC-3R/14947AA

Generator - 2006-0006
Control - Code 467 (W.D.612-4997)
Code 476 (W.D.615-0373)
Code 208 (W.D.625-0023)
Engine - Spec AA
*141-0725 Carburetor (Gas)
*403-0792 Skid Assembly
134-1805 Air Duct
134-1375 Plate
102-0549 Oil Base
309-0169 Low Oil Pressure Cut-off Switch
502-0053 Elbow 45°
309-0206 Thermostat Switch (HATKO)
309-0195 Bracket (HATKO)

15.OJC-3R/15088AA

Generator - 2006-0006
Control - Code 35 (W.D.612-1559)
Code 467 (W.D.612-4997)
Code 208 (W.D.625-0023)
Code 32 (W.D.612-1543)
Engine - Spec AA

* - Refer to Accessory Section for Components Parts
+ - See Engine Section for Optional Call Outs.

MODEL DATA SECTION

15.OJC-3R/15088AA (Cont)

*141-0725 Carburetor (Gas)
 *405-1724 Housing Assembly
 134-1805 Air Duct
 155-0360 Muffler
 155-0949 Flexible Exhaust Tube
 140-0078 Mounting Bands
 505-0043 Pipe Elbow
 309-0169 Low Oil Pressure Cut-off Switch
 502-0053 Elbow 45°
 309-0206 Thermostat Switch (HATKO)
 309-0195 Bracket (HATKO)

15.OJC-3R/15115AA

Generator - 2006-0006
 Control - Code 440 (W.D.612-4794)
 Code 475 (W.D.615-0372)
 Code 208 (W.D.625-0023)
 Engine - Spec AA
 *141-0725 Carburetor (Gas)
 134-1810 Air Duct w/Shutter
 102-0549 Oil Base
 309-0169 Low Oil Pressure Cut-off Switch
 502-0053 Elbow 45°
 309-0196 Thermostat Switch (HATKO)
 309-0195 Bracket (HATKO)

15.OJC-3R/15116AA

Generator - 2006-0006
 Control - Code 439 (W.D.612-4793)
 Code 476 (W.D.615-0373)
 Code 208 (W.D.625-0023)
 Engine - Spec AA
 *141-0725 Carburetor (Gas)
 *403-0792 Skid Assembly
 134-1810 Air Duct w/Shutter
 102-0549 Oil Base
 309-0196 Thermostat Switch (HATKO)
 309-0195 Bracket (HATKO)

15.OJC-3R/15212AA

Generator - 2006-0006
 Control - Code 440 (W.D.612-4794)
 Code 476 (W.D.615-0373)
 Code 208 (W.D.625-0023)
 Engine - Spec AA
 *141-0725 Carburetor (Gas)
 102-0549 Oil Base
 309-0169 Low Oil Pressure Cut-off Switch
 502-0053 Elbow 45°
 309-0162 Thermostat Switch (HATKO)
 338-0337 Harness (HATKO)

15.OJC-3R/15194AA

Generator - 2006-0006
 Control - Code 440 (W.D.612-4794)
 Code 476 (W.D.615-0373)
 Code 208 (W.D.625-0023)
 Engine - Spec AA
 *141-0725 Carburetor (Gas)
 102-0549 Oil Base
 309-0169 Low Oil Pressure Cut-off Switch

15.OJC-3R/15194AA(Cont)

502-0053 Elbow 45°
 309-0196 Thermostat Switch (HATKO)
 309-0195 Bracket (HATKO)

15.OJC-3R/15423AA

Generator - 2006-0006
 Control - Code 467 (W.D.612-4997)
 Code 476 (W.D.615-0373)
 Code 208 (W.D.625-0023)
 Engine - Spec AA
 *141-0720 Carburetor (Gas-Gaso)
 *159-0760 Day Tank Assembly
 102-0549 Oil Base
 134-1805 Air Duct
 134-1375 Plate
 309-0169 Low Oil Pressure Cutoff Switch
 502-0053 Elbow 45°
 309-0206 Thermostat Switch (HATKO)
 309-0195 Bracket (HATKO)

15.OJC-3R/15453AA

Generator - 2006-0006
 Control - Code 440 (W.D.612-4799)
 Code 476 (W.D.615-0373)
 Engine - Spec AA
 *141-0725 Carburetor (Gas)
 *403-0792 Skid Assembly
 309-0169 Low Oil Pressure Cutoff Switch
 502-0053 Elbow 45°
 309-0196 Thermostat Switch (HATKO)
 309-0195 Bracket (HATKO)

15.OJC-3R/15449AA

Generator - 2006-0006
 Control - Code 446 (W.D.612-4848)
 Code 476 (W.D.613-0373)
 Code 208 (W.D.625-0023)
 Engine - Spec AA
 *141-0725 Carburetor (Gas)
 134-1805 Air Duct
 134-1375 Plate
 309-0169 Low Oil Pressure Cutoff Switch
 502-0053 Elbow 45°

15.OJC-3R/15479AA

Generator - 2006-0006
 Control - Code 467 (W.D.612-4997)
 Code 476 (W.D.615-0373)
 Code 208 (W.D.625-0023)
 Engine - Spec AA
 *141-0725 Carburetor (Gas)
 102-0549 Oil Base
 309-0169 Low Oil Pressure Cut-off Switch
 502-0053 Elbow 45°
 309-0206 Thermostat Switch (HATKO)
 309-0195 Bracket (HATKO)
 134-1810 Air Duct w/Shutter

15.OJC-3R/15501AA

Generator - 2006-0006
 Control - Code 439 (W.D.612-4794)
 Code 476 (W.D.615-0373)
 Code 208 (W.D.625-0023)
 Engine - Spec AA
 *141-0725 Carburetor (Gas)
 102-0549 Oil Base

15.OJC-3R/15523AA

Generator - 2006-0006
 Control - Code 467 (W.D.612-4997)
 Code 476 (W.D.615-0373)
 Code 208 (W.D.625-0023)
 Engine - Spec AA
 *141-0725 Carburetor (Gas)
 102-0549 Oil Base
 309-0169 Low Oil Pressure Cutoff Switch
 502-0053 Elbow 45°
 309-0206 Thermostat Switch (HATKO)
 309-0195 Bracket (HATKO)

15.OJC-3R/15542AA

Generator - 2006-0006
 Control - Code 35 (W.D.612-1559)
 Code 467 (W.D.612-4997)
 Code 208 (W.D.625-0023)
 Code 32 (W.D.612-1543)
 Engine - Spec AA
 *141-0720 Carburetor (Gas-Gaso)
 *159-0799 Fuel Tank Assembly
 *405-1724 Housing Assembly
 102-0549 Oil Base
 309-0169 Low Oil Pressure Cutoff Switch
 502-0053 Elbow 45°
 309-0206 Thermostat Switch (HATKO)
 309-0195 Bracket (HATKO)
 134-1805 Air Duct
 155-0360 Muffler
 155-0949 Flexible Exhaust Tube
 140-0078 Mounting Bands (2)
 505-0043 Pipe Elbow

15.OJC-3R/15562AA

Generator - 2006-0006
 Control - Code 446 (W.D.612-4848)
 Code 476 (W.D.615-0373)
 Code 208 (W.D.625-0023)
 Engine - Spec AA
 *140-0893 Carburetor Air Preheater Kit
 *159-0760 Day Tank Assembly
 134-1805 Air Duct
 134-1375 Plate
 140-0789 Heat Shield
 133-0187 Hose Adapter
 503-0458 Clamp
 102-0549 Oil Base
 309-0169 Low Oil Pressure Cutoff switch
 502-0053 Elbow 45°
 309-0196 Thermostat Switch (HATKO)
 309-0195 Bracket (HATKO)

* - Refer to Accessory Section for Components Parts
 + - See Engine Section for Optional Call Outs.

MODEL DATA SECTION

387

15.OJC-3R/15589AA

Generator - 2006-0006
Control - Code 467 (W.D.612-4997)
Code 476 (W.D.615-0373)
Engine - Spec AA
*141-0720 Carburetor (Gas-Gaso)
309-0169 Low Oil Pressure Cutoff Switch
502-0053 Elbow 45°
309-0206 Thermostat Switch (HATKO)
309-0195 Bracket (HATKO)

15.OJC-3R/15640AA

Generator - 2006-0006
Control - Code 35 (W.D.612-1559)
Code 467 (W.D.612-4997)
Code 208 (W.D.625-0023)
Code 32 (W.D.612-1543)
Engine - Spec AA
*141-0725 Carburetor (Gas)
*405-1724 Housing Assembly
134-1805 Air Duct
155-0360 Muffler
155-0949 Flexible Exhaust Tube
140-0078 Mounting Bands (2)
505-0043 Pipe Elbow
102-0549 Oil Base
309-0169 Low Oil Pressure Cutoff Switch
502-0053 Elbow 45°
309-0206 Thermostat Switch (HATKO)
309-0195 Bracket (HATKO)

15.OJC-3R/15667AA

Generator - 2006-0006
Control - Code 446 (W.D.612-4848)
Code 476 (W.D.615-0373)
Code 208 (W.D.625-0023)
Engine - Spec AA
*140-0892 Carburetor Air Preheater Kit
*159-0760 Day Tank Assembly
102-0549 Oil Base
309-0169 Low Oil Pressure Cutoff Switch
502-0053 Elbow 45°
309-0162 Thermostat Switch (HATKO)
338-0337 Harness (HATKO)

15.OJC-3R/15679AA

Generator - 2006-0006
Control - Code 467 (W.D.612-4997)
Code 476 (W.D.615-0373)
Engine - Spec AA
*141-0720 Carburetor (Gas-Gaso)
*403-0792 Skid Assembly
416-0522 Battery Plate
309-0169 Low Oil Pressure Cutoff Switch
502-0053 Elbow 45°
309-0206 Thermostat Switch (HATKO)
309-0195 Bracket (HATKO)

15.OJC-3R/15707AA

Generator - 2006-0006
Control - Code 35 (W.D.612-1559)
Code 467 (W.D.612-4997)

15.OJC-3R/15707AA(Cont.)

Control - Code 208 (W.D.625-0023)
Code 32 (W.D.612-1543)
Engine - Spec AA
*141-0725 Carburetor (Gas)
*405-1422 Housing Assembly
134-1805 Air Duct
102-0549 Oil Base
309-0169 Low Oil Pressure Cut-off Switch
502-0053 Elbow 45°
309-0206 Thermostat Switch (HATKO)
309-0195 Bracket (HATKO)

15.OJC-3R31/14446AA (Penn State)

Generator - 2006-0006
Control - Code 462 (W.D.612-4909)
Code 483a (W.D.615-0390)
Engine - Spec AA
*141-0725 Carburetor (Gas)
309-0169 Low Oil Pressure Cut-off Switch
502-0053 Elbow 45°
309-0206 Thermostat Switch (HATKO)
309-0195 Bracket (HATKO)

15.OJC-3R131/12461AA (Penn State)

Generator - 2006-0006
Control - Code 439 (W.D.612-4793)
Code 483 (W.D.615-0389)
Engine - Spec AA
*141-0725 Carburetor (Gas)

15.OJC-3R131/1300U (Penn State)

Generator - 15JC3N4C
Control - Code 332 (W.D.612-3698)
Code 221 (W.D.625-0632)
Code 302 (W.D.615-0322)
Engine - Spec U
*141-0725 Carburetor (Gas)
309-0169 Low Oil Pressure Cut-off Switch
502-0053 Elbow 45°
309-0206 Thermostat Switch (HATKO)
309-0195 Bracket (HATKO)

15.OJC-4R/316T

Generator - 15JC4N4C
Control - Code 149 (W.D.612-2657)
Code 221 (W.D.625-0632)
Engine - Spec T
*159-0760 Day Tank Assembly
*140-0894 Carburetor Air Preheater Kit

15.OJC-4R/2079AA

Generator - 2006-0081
Control - Code 439 (W.D.612-4793)
Code 474 (W.D.615-0371)
Engine - Spec AA
*140-0894 Carburetor Air Preheater Kit

15.OJC-4R/2198T

Generator - 15JC4N4C
Control - Code 150 (W.D.612-2658)
Code 221 (W.D.625-0632)
Engine - Spec T
*140-0894 Carburetor Air Preheater Kit
309-0169 Low Oil Pressure Cutoff Switch
502-0053 Elbow 45°
309-0196 Thermostat Switch (HATKO)
309-0195 Bracket (HATKO)

15.OJC-4R/1400AA

Generator - 2006-0081
Control - Code 440 (W.D.612-4794)
Code 473 (W.D.615-0370)
Engine - Spec AA
*141-0720 Carburetor (Gas-Gaso)
309-0169 Low Oil Pressure Cutoff Switch
502-0053 Elbow 45°
309-0196 Thermostat Switch (HATKO)
309-0195 Bracket (HATKO)

15.OJC-4/6569T

Generator - 15JC4N4C
Control - Code 150 (W.D.612-2658)
Code 221 (W.D.625-0632)
Code 180 (W.D.615-0218)
Engine - Spec T
*140-0893 Carburetor Air Preheater Kit
134-1805 Air Duct
140-0789 Heat Shield
133-0189 Adapter
503-0458 Clamp
309-0169 Low Oil Pressure Cutoff Switch
502-0053 Elbow 45°
309-0196 Thermostat Switch (HATKO)
309-0195 Bracket (HATKO)

15.OJC-4R/8375AA

Generator - 2006-0081
Control - Code 23 (W.D.612-1469)
Code 439 (W.D.612-4793)
Code 32 (W.D.612-1543)
Engine - Spec AA
*140-0893 Carburetor Air Preheater Kit
*405-1422 Housing Assembly
*159-0799 Fuel Tank Assembly
134-1805 Air Duct
140-0789 Heat Shield
133-0187 Hose Adapter
503-0458 Clamp

15.OJC-4R/8706AA

Generator - 2006-0081
Control - Code 23 (W.D.612-1469)
Code 440 (W.D.612-4794)
Code 32 (W.D.612-1543)
Engine - Spec AA
*140-0893 Carburetor Air Preheater Kit
*405-1422 Housing Assembly
134-1805 Air Duct
140-0789 Heat Shield
133-0187 Adapter
503-0458 Clamp
309-0169 Low Oil Pressure Cutoff Switch

* - Refer to Accessory Section for Components Parts
+ - See Engine Section for Optional Call Outs.

MODEL DATA SECTION

15.OJC-4R/8706AA (Cont)

502-0053 Elbow 45°
309-0196 Thermostat Switch (HATKO)
309-0195 Bracket (HATKO)

15.OJC-4R/8915T

Generator - 15JC4N4C
Control - Code 23 (W.D.612-1469)
Code 149 (W.D.612-2657)
Code 221 (W.D.625-0632)
Code 32 (W.D.612-1543)
Engine - Spec T
*140-0893 Carburetor Air Preheater Kit
*405-1724 Housing Assembly
*159-0799 Fuel Tank Assembly
134-1805 Air Duct
140-0789 Heat Shield
133-0187 Adapter
503-0458 Clamp
155-0360 Muffler
155-0949 Flexible Exhaust Tube
140-0078 Mounting Bands (2)
505-0043 Elbow-Street

15.OJC-4R/8941T

Generator - 15JC4N4C
Control - Code 23 (W.D.612-1469)
Code 149 (W.D.612-2657)
Code 221 (W.D.625-0632)
Code 32 (W.D.612-1543)
Engine - Spec T
*140-0893 Carburetor Air Preheater Kit
*405-1422 Housing Assembly
134-1805 Air Duct
140-0789 Heat Shield
133-0187 Adapter
503-0458 Clamp

15.OJC-4R/9234U

Generator - 15JC4N4C
Control - Code 28 (W.D.612-1486)
Code 149 (W.D.612-2657)
Code 221 (W.D.625-0632)
Code 32 (W.D.612-1543)
Engine - Spec U
*141-0725 Carburetor (Gas)
*405-1422 Housing Assembly
134-1805 Air Duct

15.OJC-4R/9413AA

Generator - 2006-0081
Control - Code 28 (W.D.612-1486)
Code 439 (W.D.612-4793)
Code 32 (W.D.612-1543)
Engine - Spec AA
*140-0893 Carburetor Air Preheater Kit
*405-1724 Housing Assembly
134-1805 Air Duct
140-0789 Heat Shield
133-0187 Adapter
503-0458 Clamp
155-0360 Muffler
155-0949 Flexible Exhaust Tube
140-0078 Mounting Bands (2)
505-0043 Pipe Elbow

15.OJC-4R/9768AA

Generator - 2006-0081
Control - Code 23 (W.D.612-1469)
Code 440 (W.D.612-4794)
Code 32 (W.D.612-1543)
Engine - Spec AA
\$140-0893 Carburetor Air Pre-heater Kit
*405-1422 Housing Assembly
*159-0799 Fuel Tank Assembly
134-1805 Air Duct
140-0789 Heat Shield
133-0187 Adapter
503-0458 Clamp
309-0169 Low Oil Pressure Cut-off Switch
502-0053 Elbow 45°
309-0196 Thermostat Switch (HATKO)
309-0195 Bracket (HATKO)

15.OJC-4R/10059T

Generator - 15JC4N4C
Control - Code 150 (W.D.612-2658)
Code 221 (W.D.625-0632)
Engine - Spec T
*140-0894 Carburetor Air Pre-heater Kit
*403-0792 Skid Assembly
309-0169 Low Oil Pressure Cut-off Switch
502-0053 Elbow 45°

15.OJC-4R/10073T

Generator - 15JC/179
Control - Code 23 (W.D.612-1469)
Code 159 (W.D.612-2735)
Code 221 (W.D.625-0632)
Code 32 (W.D.612-1543)
Engine - Spec T
*140-0893 Carburetor Air Pre-heater Kit
*405-1422 Housing Assembly
*159-0799 Fuel Tank Assembly
134-1805 Air Duct
140-0789 Heat Shield
133-0187 Adapter
503-0458 Clamp
309-0169 Low Oil Pressure Cut-off Switch
502-0053 Elbow 45°
309-0196 Thermostat Switch (HATKO)
309-0195 Bracket (HATKO)

15.OJC-4R/10657AA

Generator - 2006-0081
Control - Code 23 (W.D.612-1469)
Code 439 (W.D.612-4793)
Code 32 (W.D.612-1543)
Engine - Spec AA
*141-0720 Carburetor (Gas-Gaso)
*405-1422 Housing Assembly
134-1805 Air Duct

15.OJC-4R/10658AA

Generator - 2006-0081
Control - Code 439 (W.D.612-4793)

15.OJC-4R/10658AA (Cont)

Control Code 474 (W.D.615-0371)
Engine - Spec AA
*140-0892 Carburetor Air Preheater Kit

15.OJC-4R/11388AA

Generator - 2006-0081
Control - Code 23 (W.D.612-1469)
Code 440 (W.D.612-4794)
Code 208 (W.D.625-0023)
Code 32 (W.D.612-1543)
Engine - Spec AA
*141-0720 Carburetor (Gas-Gaso)
*405-1424 Housing Assembly
*159-0799 Fuel Tank Assembly
134-1810 Air Duct w/Shutter
102-0549 Oil Base
309-0169 Low Oil Pressure Cutoff Switch
502-0053 Elbow 45°
309-0196 Thermostat Switch (HATKO)
309-0195 Bracket (HATKO)

15.OJC-4R/11784AA

Generator - 2006-0081
Control - Code 440 (W.D.612-4794)
Engine - Spec AA
*141-0725 Carburetor (Gas)
134-1805 Air Duct
134-1375 Plate
309-0169 Low Oil Pressure Cutoff Switch
502-0053 Elbow 45°
309-0196 Thermostat Switch (HATKO)
309-0195 Bracket (HATKO)

15.OJC-4R/11822U

Generator - 15JC4N4C
Control - Code 149 (W.D.612-2657)
Code 221 (W.D.625-0632)
Code 208 (W.D.625-0023)
Code 32 (W.D.612-1543)
Engine - Spec U
*141-0725 Carburetor (Gas)
*405-1723 Housing Assembly
102-0549 Oil Base
134-1805 Air Duct
155-0360 Muffler
155-0949 Flexible Exhaust Tube
140-0078 Mounting Band
505-0043 Pipe Elbow

15.OJC-4R/11864U

Generator - 15JC/179
Control - Code 159 (W.D.612-2735)
Code 221 (W.D.625-0632)
Code 391 (W.D.615-0351)
Engine - Spec U
*141-0725 Carburetor (Gas)
134-1805 Air Duct
309-0169 Low Oil Pressure Cutoff Switch
502-0053 Elbow 45°
309-0206 Thermostat Switch (HATKO)
309-0195 Bracket (HATKO)

* - Refer to Accessory Section for Component Parts.

+ - See Engine Section for Optional Call Outs.

MODEL DATA SECTION

389

15.0JC-4R/11872AA

Generator - 2006-0081
Control Code 23 (W.D.612-1469)
Code 439 (W.D.612-4793)
Code 32 (W.D.612-1543)
Engine - Spec AA
*141-0725 Carburetor (Gas)
*405-1422 Housing Assembly
134-1805 Air Duct

15.0JC-4R/11879AA

Generator - 2006-0081
Control Code 439 (W.D.612-4793)
Code 474 (W.D.615-0371)
Engine - Spec AA
*141-0725 Carburetor (Gas)
134-1805 Air Duct

15.0JC-4R/11914U

Generator - 15JC4N4C
Control Code - 329 (W.D.612-3686)
Code - 221 (W.D.625-0632)
Engine - Spec U
*141-0725 Carburetor (Gas)
154-1224 Intake Manifold
148-0367 Vacuum Switch
502-0053 Elbow
505-0098 Nipple

15.0JC-4R/11949U

Generator - 15JC4N4C
Control Code - 150 (W.D.612-2658)
Code - 221 (W.D.625-0632)
Code - 32 (W.D.612-1543)
Engine - Spec U
*141-0725 Carburetor (Gas)
*405-1723 Housing Assembly
134-1805 Air Duct
155-0360 Muffler
155-0949 Flexible Exhaust Tube
140-0078 Mtg. Bands (2)
505-0458 Clamp
309-0169 Low oil pressure cutoff switch

15.0JC-4R/11971U

Generator - 15JC4N4C
Control Code - 149 (W.D.612-2657)
Code - 221 (W.D.625-0632)
Engine - Spec U
*141-0725 Carburetor (Gas)

15.0JC-4R/11991AA

Generator - 2006-0081
Control Code - 23 (W.D.612-1469)
Code - 439 (W.D.612-4793)
Code - 32 (W.D.612-1543)
Engine - Spec AA
*141-0725 Carburetor (Gas)
*405-1724 Housing Assembly
134-1805 Air Duct
155-0360 Muffler
155-0949 Flexible Exhaust Tube
140-0078 Mtg. Bands (2)
505-0043 Pipe Elbow

15.0JC-4R/12092AA

Generator - 2006-0081
Control Code - 439 (W.D.612-4793)
Code - 374 (W.D.615-0371)
Code - 208 (W.D.625-0023)
Engine - Spec AA
*141-0725 Carburetor (Gas)
134-1805 Air Duct
134-1375 Plate
102-0549 Oil Base

15.0JC-4R/12156AA

Generator - 2006-0081
Control Code - 440 (W.D.612-4794)
Code - 474 (W.D.615-0371)
Engine - Spec AA
*141-0725 Carburetor (Gas)
309-0169 Low oil pressure cutoff switch
502-0053 Elbow 45°
309-0162 Thermostat switch (HATKO)
338-0337 Harness (HATKO)

15.0JC-4R/12368AA

Generator - 2006-0081
Control Code - 28 (W.D.612-1486)
Code - 439 (W.D.612-4793)
Code - 32 (W.D.612-1543)
Engine - Spec AA
*141-0725 Carburetor (Gas)
*405-1422 Housing Assembly
134-1805 Air Duct

15.0JC-4R/12382AA

Generator - 2006-0081
Control Code - 439 (W.D.612-4793)
Code - 474 (W.D.615-0371)
Engine - Spec AA
*141-0725 Carburetor (Gas)

15.0JC-4R/12428AA

Generator - 2006-0081
Control Code - 446 (W.D.612-4848)
Code - 474 (W.D.615-0371)
Engine - Spec AA
*141-0725 Carburetor (Gas)
134-1805 Air Duct
134-1375 Plate
309-0169 Low oil pressure cutoff switch
502-0053 Elbow 45°
309-0196 Thermostat switch (HATKO)
309-0195 Bracket (HATKO)

15.0JC-4R/12450AA

Generator - 2006-0081
Control Code - 439 (W.D.612-4793)
Code - 473 (W.D.615-0370)
Engine - Spec AA
*141-0725 Carburetor (Gas)
134-1805 Air Duct
134-1375 Plate

15.0JC-4R/12463AA

Generator - 2006-0081
Control Code - 23 (W.D. 612-1469)
Code - 439 (W.D.612-4793)
Code - 208 (W.D.625-0023)
Code - 32 (W.D.612-1543)
Engine - Spec AA
*141-0725 Carburetor (Gas)
*405-1724 Housing Assembly
134-1805 Air Duct
155-0360 Muffler
155-0949 Flexible Exhaust Tube
140-0078 Mtg. Bands (2)
505-0043 Pipe Elbow
102-0549 Oil Base

15.0JC-4R/12524AA

Generator - 2006-0081
Control Code - 440 (W.D.612-4794)
Code - 474 (W.D.615-0371)
Engine - Spec AA
*141-0725 Carburetor (Gas)
134-1805 Air Duct
134-1375 Plate
309-0169 Low oil pressure cutoff switch
502-0053 Elbow 45°
309-0196 Thermostat switch (HATKO)
309-0195 Bracket (HATKO)

15.0JC-4R/12597AA

Generator - 2006-0081
Control Code - 23 (W.D.612-1469)
Code - 446 (W.D.612-4848)
Code - 208 (W.D.625-0023)
Code - 32 (W.D.612-1543)
Engine - Spec AA
*141-0725 Carburetor (Gas)
*405-1724 Housing Assembly
309-0169 Low oil pressure cutoff switch
502-0053 Elbow 45°
134-1805 Air Duct
155-0360 Muffler
155-0949 Flexible Exhaust Tube
140-0078 Mtg. Bands
505-0043 Pipe Elbow
102-0549 Oil base
309-0196 Thermostat switch (HATKO)
309-0195 Bracket (HATKO)

15.0JC-4R/12618AA

Generator - 2006-0081
Control Code - 23 (W.D.612-1469)
Code - 439 (W.D.612-4793)
Code - 208 (W.D.625-0023)
Code - 32 (W.D.612-1543)
Engine - Spec AA
*141-0725 Carburetor (Gas)
*405-1424 Housing Assembly
134-1810 Air duct with shutter
102-0549 Oil base

* - Refer to Accessory Section for Component Parts.
+ - See Engine Section for Optional Call Outs.

MODEL DATA SECTION

B

15.0JC-4R/12726U

Generator - 15JC4N4C
 Control Code - 150 (W.D.612-2658)
 Code - 221 (W.D.625-0632)
 Code - 208 (W.D.625-0023)
 Code - 32 (W.D.612-1543)
 Engine - Spec U
 *141-0725 Carburetor (Gas)
 *405-1423 Housing Assembly
 134-1810 Air duct with shutter
 102-0549 Oil base
 309-0169 Low oil pressure cutoff switch
 502-0053 Elbow 45°
 309-0196 Thermostat switch (HATKO)
 309-0195 Bracket (HATKO)

15.0JC-4R/12764U

Generator - 15JC/179
 Control Code - 159 (W.D.612-2735)
 Code - 221 (W.D.625-0632)
 Code - 180 (W.D.615-0218)
 Engine - Spec U
 *141-0725 Carburetor (Gas)
 309-0169 Low oil pressure cutoff switch
 502-0053 Elbow 45°
 309-0196 Thermostat Switch (HATKO)
 309-0195 Bracket (HATKO)

15.0JC-4R/12784U

Generator - 15JC4N4C
 Control Code - 150 (W.D.612-2658)
 Code - 221 (W.D.625-0632)
 Code - 32 (W.D.612-1543)
 Engine - Spec U
 *141-0725 Carburetor (Gas)
 *405-1421 Housing Assembly
 309-0169 Low oil pressure cutoff switch
 502-0053 Elbow 45°
 134-1805 Air Duct
 309-0196 Thermostat switch (HATKO)
 309-0195 Bracket (HATKO)

15.0JC-4R/12863U

Generator - 15JC/492
 Control Code - 399 (W.D.612-4422)
 Code - 221 (W.D.625-0632)
 Code - 180 (W.D.615-0218)
 Engine - Spec U
 *141-0725 Carburetor (Gas)
 309-0169 Low oil pressure cutoff switch
 502-0053 Elbow 45°
 309-0206 Thermostat switch (HATKO)
 309-0195 Bracket (HATKO)

15.0JC-4R/12934U

Generator - 15JC/179
 Control Code - 161 (W.D.612-2737)
 Code - 221 (W.D.625-0632)
 Code - 208 (W.D.625-0023)
 Code - 32 (W.D.612-1543)
 Engine - Spec U
 *141-0725 Carburetor (Gas)
 *405-1723 Housing Assembly
 134-1805 Air Duct

15.0JC-4R/12934U cont.

102-0549 Oil base
 309-0169 Low oil pressure cutoff switch
 502-0053 Elbow 45°
 209-0206 Thermostat switch (HATKO)
 155-0360 Muffler
 155-0949 Flexible exhaust tube
 140-0078 Mtg. Bands (2)
 505-0043 Pipe Elbow

15.0JC-4R/13006U

Generator - 15JC/181
 Control Code - 425 (W.D.612-4680)
 Code - 223 (W.D.625-0711)
 Code - 175 (W.D.615-0202)
 Engine - Spec U
 *141-0725 Carburetor (Gas)
 309-0196 Thermostat switch (HATKO)
 309-0195 Bracket (HATKO)

15.0JC-4R/13084AA

Generator - 2006-0081
 Control Code - 23 (W.D.612-1469)
 Code - 439 (W.D.612-4793)
 Code - 208 (W.D.625-0023)
 Code - 32 (W.D.612-1543)
 Engine - Spec AA
 *141-0725 Carburetor (Gas)
 *405-1422 Housing Assembly
 134-1805 Air Duct
 102-0549 Oil Base

15.0JC-4R/13085U

Generator - 15JC/213
 Control Code - 230 (W.D.612-2842)
 Code - 223 (W.D.625-0711)
 Engine - Spec U
 *141-0725 Carburetor (Gas)
 309-0169 Low oil pressure cutoff switch
 502-0053 Elbow 45°
 309-0206 Thermostat switch (HATKO)
 309-0195 Bracket (HATKO)

15.0JC-4R/13104U

Generator - 15JC4N4C
 Control Code - 149 (W.D.612-2657)
 Code - 221 (W.D.625-0632)
 Code - 180 (W.D.615-0218)
 Engine - Spec U
 *141-0725 Carburetor (Gas)

15.0JC-4R/13123AA

Generator - 2006-0081
 Control Code - 446 (W.D.612-4848)
 Code - 474 (W.D.615-0371)
 Engine - Spec AA
 *141-0725 Carburetor (Gas)
 309-0169 Low oil pressure cutoff switch
 502-0053 Elbow 45°
 309-0196 Thermostat switch (HATKO)
 309-0195 Bracket (HATKO)

15.0JC-4R/13145T

Generator - 15JC4N4C
 Control Code - 23 (W.D.612-1469)
 Code - 150 (W.D.612-2658)
 Code - 221 (W.D.625-0632)
 Code - 32 (W.D.612-1543)
 Engine - Spec T
 *140-0893 Carburetor air preheater kit
 *405-1724 Housing assembly
 134-1805 Air duct
 140-0789 Heat shield
 133-0187 Hose adapter
 503-0458 Clamp
 309-0169 Low oil pressure cutoff switch
 502-0053 Elbow 45°
 155-0360 Muffler
 155-0949 Flexible exhaust tube
 140-0078 Mtg. bands (2)
 505-0043 Pipe elbow

15.0JC-4R/13166U

Generator - 15JC4N4C
 Control Code - 149 (W.D.612-2657)
 Code - 221 (W.D.625-0632)
 Code - 175 (W.D.615-0202)
 Engine - Spec U
 *141-0725 Carburetor (Gas)

15.0JC-4R/13194U

Generator - 15JC/179
 Control Code - 343 (W.D.612-3798)
 Code - 221 (W.D.625-0632)
 Code - 180 (W.D.615-0218)
 Engine - Spec U
 *141-0725 Carburetor (Gas)
 154-1224 Intake manifold
 148-0367 Vacuum switch
 502-0053 Vacuum switch Elbow
 505-0098 Vacuum switch nipple
 309-0169 Low oil pressure cutoff switch
 502-0053 Elbow 45°
 309-0206 Thermostat switch (HATKO)
 309-0195 Bracket (HATKO)

15.0JC-4R/13225T

Generator - 15JC/179
 Control Code - 23 (W.D.612-1469)
 Code - 241 (W.D.612-2910)
 Code - 221 (W.D.625-0632)
 Code - 32 (W.D.612-1543)
 Engine - Spec T
 *141-0720 Carburetor (Gas-Gaso)
 *405-1422 Housing assembly
 134-1805 Air duct
 309-0169 Low oil pressure cutoff switch
 502-0053 Elbow 45°

15.0JC-4R/13252U

Generator - 15JC/179
 Control Code - 253 (W.D.612-3008)
 Code - 221 (W.D.625-0632)
 Code - 180 (W.D.615-0218)
 Engine - Spec U
 *141-0725 Carburetor (Gas)

* - Refer to Accessory Section for Component Parts.
 + - See Engine Section for Optional Call Outs.

MODEL DATA SECTION

391

15.0JC-4R/13274T

Generator - 15JC/179
Control Code - 28 (W.D.612-1486)
Code - 161 (W.D.612-2737)
Code - 221 (W.D.625-0632)
Code - 208 (W.D.625-0023)
Code - 32 (W.D.612-1543)

Engine - Spec T

*140-0893 Carburetor air preheater kit
*405-1723 Housing assembly
134-1805 Air duct
140-0789 Heat shield
133-0187 Adapter
503-0458 Clamp
102-0549 Oil base
309-0169 Low oil pressure cutoff switch
502-0053 Elbow 45°
309-0206 Thermostat switch (HATKO)
309-0195 Bracket (HATKO)
155-0360 Muffler
155-0949 Flexible Exhaust tube
140-0078 Mtg. Bands (2)
505-0043 Elbow 45°
102-0549 Oil base

15.0JC-4R/13292U

Generator - 15JC4N4C
Control Code - 150 (W.D.612-2658)
Code - 221 (W.D.625-0632)
Code - 208 (W.D.625-0023)
Code - 32 (W.D.612-1543)

Engine - Spec U

*141-0725 Carburetor (Gas)
*405-1723 Housing Assembly
102-0549 Oil base
309-0169 Low oil pressure cutoff switch
502-0053 Elbow 45°
134-1805 Air duct
155-0360 Muffler
155-0949 Flexible exhaust tube
140-0078 Mtg. Bands (2)
505-0043 Pipe Elbow
309-0196 Thermostat switch (HATKO)
309-0195 Bracket (HATKO)

15.0JC-4R/13338T

Generator - 15JC4N4C
Control Code - 149 (W.D.612-2657)
Code - 221 (W.D.625-0632)
Code - 180 (W.D.615-0218)

Engine - Spec T

*140-0892 Carburetor air preheater kit
*403-0792 Skid assembly
416-0522 Battery plate

15.0JC-4R/13372U

Generator - 15JC4N4C
Control Code - 149 (W.D.612-2657)
Code - 221 (W.D.625-0632)
Code - 180 (W.D.615-0218)

15.0JC-4R/13372U cont.

Engine - Spec U

*141-0725 Carburetor (Gas)
309-0196 Thermostat switch (HATKO)
309-0195 Bracket (HATKO)

15.0JC-4R/13373T

Generator - 15JC/179

Control Code - 23 (W.D.612-1469)
Code - 159 (W.D.612-2735)
Code - 221 (W.D.625-0632)
Code - 32 (W.D.612-1543)

Engine - Spec T

*140-0893 Carburetor air preheater kit
*405-1422 Housing assembly
134-1805 Air duct
140-0789 Heat shield
133-0187 Adapter
503-0458 Clamp
309-0169 Low oil pressure cut-off switch
502-0053 Elbow 45°

15.0JC-4R/13479U

Generator - 15JC/213

Control Code - 398 (W.D.612-4379)
Code - 223 (W.D.625-0711)
Code - 180 (W.D.615-0218)

Engine - Spec U

*141-0725 Carburetor (Gas)
134-1805 Air duct
134-1375 Plate
309-0169 Low oil pressure cut-off switch
502-0053 Elbow 45°
309-0196 Thermostat switch (HATKO)
309-0195 Bracket (HATKO)

15.0JC-4R/13485U

Generator - 15JC/492

Control Code - 399 (W.D.612-4422)
Code - 221 (W.D.625-0632)
Code - 208 (W.D.625-0023)

Engine - Spec U

*141-0725 Carburetor (Gas)
102-0549 Oil base
309-0169 Low oil pressure cut-off switch
502-0053 Elbow 45°
309-0206 Thermostat switch (HATKO)
309-0195 Bracket (HATKO)

15.0JC-4R/13535U

Generator - 15JC4N4C

Control Code - 150 (W.D.612-2658)
Code - 221 (W.D.625-0632)
Code - 32 (W.D.612-1543)

Engine - Spec U

*141-0725 Carburetor (Gas)
*405-1723 Housing assembly
134-1805 Air duct
155-0360 Muffler

15.0JC-4R/13535U cont.

155-0949 Flexible exhaust tube
140-0078 Mtg. bands (2)
505-0043 Pipe Elbow
309-0169 Low oil pressure cutoff switch
502-0053 Elbow 45°
309-0196 Thermostat switch (HATKO)
309-0195 Bracket (HATKO)

15.0JC-4R/13541U

Generator - 15JC/179

Control Code - 161 (W.D.612-2737)
Code - 221 (W.D.625-0632)
Code - 180 (W.D.615-0218)
Code - 208 (W.D.625-0023)

Engine - Spec U

*141-0725 Carburetor (Gas)
102-0549 Oil base
309-0169 Low oil pressure cutoff switch
502-0053 Elbow 45°
309-0171 Thermostat switch (HATKO)
338-0337 Harness (HATKO)

15.0JC-4R/13572AA

Generator - 2006-0081

Control Code - 439 (W.D.612-4793)
Code - 474 (W.D.615-0371)

Engine - Spec AA

*141-0725 Carburetor (Gas)
134-1805 Air duct
134-1375 Plate

15.0JC-4R/13612U

Generator - 15JC4N4C

Control Code - 149 (W.D.612-2657)
Code - 221 (W.D.625-0632)
Code - 175 (W.D.615-0202)

Engine - Spec U

*141-0725 Carburetor (Gas)

15.0JC-4R/13612AA

Generator - 2006-0081

Control Code - 439 (W.D.612-4793)
Code - 473 (W.D.615-0370)

Engine - Spec AA

*141-0725 Carburetor (Gas)

15.0JC-4R/13606U

Generator - 15JC/469

Control Code - 149 (W.D.612-2657)
Code - 221 (W.D.625-0632)
Code - 208 (W.D.625-0023)
Code - 32 (W.D.612-1543)

Engine - Spec U

*141-0725 Carburetor (Gas)
*405-1423 Housing assembly
134-1810 Air duct with shutter
102-0549 Oil base

15.0JC-4R/13649T

Generator - 15JC/179

Control Code - 159 (W.D.612-2735)
Code - 221 (W.D.625-0632)
Code - 175 (W.D.615-0202)

* - Refer to Accessory Section for Component Parts.
+ - See Engine Section for Optional Call Outs.

MODEL DATA SECTION

15.0JC-4R/13649T con't

Engine - Spec T

- *141-0720 Carburetor (Gas-Gaso)
- 309-0169 Low oil pressure cutoff switch
- 502-0053 Elbow 45°

15.0JC-4R/13657U

Generator - 15JC/508

- Control - Code 466A (W.D.612-4977)
- Code 223 (W.D.625-0711)
- Code 391 (W.D.615-0351)
- Code 208 (W.D.625-0023)

Engine - Spec U

- *141-0720 Carburetor (Gas)
- *403-0792 Skid Assembly
- 102-0549 Oil Base
- 416-0522 Plate-Battery
- 309-0169 Low oil pressure cutoff switch
- 502-0053 Elbow 45°
- 309-0171 Thermostat switch (HATKO)
- 338-0337 Harness (HATKO)

15.0JC-4R/13660U

Generator - 15JC/532

- Control - Code 23 (W.D.612-1469)
- Code 161 (W.D.612-2737)
- Code 221 (W.D.625-0632)
- Code 208 (W.D.625-0023)
- Code 32 (W.D.612-1543)

Engine - Spec U

- *141-0725 Carburetor (Gas)
- *405-1724 Housing Assembly
- 134-1805 Air Duct
- 102-0549 Oil Base
- 309-0169 Low oil pressure cutoff switch
- 502-0053 Elbow 45°
- 309-0206 Thermostat switch (HATKO)
- 309-0195 Bracket (HATKO)
- 155-0360 Muffler
- 155-0949 Flexible exhaust tube
- 140-0078 Mtg. bands (2)
- 505-0043 Pipe Elbow

15.0JC-4R/13670U

Generator - 15JC4N4C

- Control - Code 348 (W.D.612-3853)
- Code 221 (W.D.625-0632)

Engine - Spec U

- *141-0725 Carburetor (Gas)
- 134-1805 Air Duct
- 134-1375 Plate
- 154-1224 Intake manifold
- 148-0367 Vacuum Switch
- 502-0053 Vacuum switch elbow
- 505-0098 Vacuum switch nipple
- 309-0169 Low oil pressure cutoff switch
- 502-0053 Elbow 45°
- 309-0196 Thermostat switch (HATKO)
- 309-0195 Bracket (HATKO)

15.0JC-4R/13728AA

Generator - 2006-0081

- Control - Code 440 (W.D.612-4794)

15.0JC-4R/13728AA con't

Code 474 (W.D.615-0371)

Engine - Spec AA

- *141-0720 Carburetor (Gas-Gaso)
- 309-0169 Low oil pressure cutoff switch
- 502-0053 Elbow 45°

15.0JC-4R/13728T

Generator 15JC4N4C

- Control - Code 150 (W.D.612-2658)
- Code 221 (W.D.625-0632)
- Code 180 (W.D.615-0218)

Engine - Spec T

- *141-0720 Carburetor (Gas-Gaso)
- 309-0169 Low oil pressure cutoff switch
- 502-0053 Elbow 45°

15.0JC-4R/13729U

Generator - 15JC/492

- Control - Code 442 (W.D.612-4804)
- Code 221 (W.D.625-0632)
- Code 180 (W.D.615-0218)

Engine - Spec U

- *141-0725 Carburetor (Gas)
- 134-1805 Air Duct
- 134-1375 Plate
- 309-0169 Low oil pressure cutoff switch
- 502-0053 Elbow 45°
- 309-0206 Thermostat switch (HATKO)
- 309-0195 Bracket (HATKO)

15.0JC-4R/13732U

Generator - 15JC4N4C

- Control - Code 150 (W.D. 612-2658)
- Code 221 (W.D.625-0632)
- Code 32 (W.D.612-1543)

Engine - Spec U

- *141-0725 Carburetor (Gas)
- *405-1723 Housing Assembly
- 134-1805 Air Duct
- 155-0360 Muffler
- 155-0949 Flexible Exhaust Tube
- 140-0078 Mtg. Bands (2)
- 505-0043 Pipe Elbow
- 309-0169 Low oil pressure cutoff switch
- 502-0053 Elbow 45°
- 309-0196 Thermostat switch (HATKO)
- 309-0195 Bracket (HATKO)

15.0JC-4R/13749U

Generator - 15JC4N4C

- Control - Code 329 (W.D.612-3686)
- Code 221 (W.D.625-0632)
- Code 32 (W.D.625-0023)

Engine - Spec U

- *141-0725 Carburetor (Gas)
- 102-0549 Oil Base
- 154-1224 Intake Manifold
- 148-0367 Vacuum switch
- 502-0053 Vacuum switch elbow
- 505-0098 Vacuum switch nipple

15.0JC-4R/13766T

Generator - 15JC4N4C

- Control - Code 150 (W.D.612-2658)
- Code 221 (W.D.625-0632)
- Code 32 (W.D.612-1543)

Engine - Spec T

- *140-0893 Carburetor air preheater kit
- *405-1723 Housing Assembly
- *159-0799 Fuel tank assembly
- 102-0549 Oil Base
- 309-0169 Low oil pressure cutoff switch
- 502-0053 Elbow 45°
- 134-1805 Air duct
- 140-0789 Heat shield
- 133-0187 Hose adapter
- 503-0458 Clamp
- 155-0360 Muffler
- 155-0949 Flexible exhaust tube
- 140-0078 Mtg. Bands
- 505-0043 Pipe elbow

15.0JC-4R/13861U

Generator - 15JC4N4C

- Control - Code 150 (W.D.612-2658)
- Code 221 (W.D.625-0632)
- Code 208 (W.D.625-0023)

Engine - Spec U

- *141-0725 Carburetor (Gas)
- 134-1810 Air duct w/shutter
- 102-0549 Oil base
- 309-0169 Low oil pressure cutoff switch
- 502-0053 Elbow 45°
- 309-0196 Thermostat switch (HATKO)
- 309-0195 Bracket (HATKO)

15.0JC-4R/13893U

Generator - 15JC4N4C

- Control - Code 149 (W.D.612-2657)
- Code 221 (W.D.625-0632)

Engine - Spec U

- *141-0725 Carburetor (Gas)
- *403-0792 Skid assembly

15.0JC-4R/13920U

Generator - 15JC/179

- Control - Code 23 (W.D.612-1469)
- Code 161 (W.D.612-2737)
- Code 221 (W.D.625-0632)
- Code 32 (W.D.612-1543)

Engine - Spec U

- *141-0725 Carburetor (Gas)
- *405-1724 Housing assembly
- 134-1805 Air duct
- 155-0360 Muffler
- 155-0949 Flexible exhaust tube
- 140-0078 Mtg. Bands
- 505-0043 Pipe elbow
- 309-0169 Low oil pressure cutoff switch
- 502-0053 Elbow 45°
- 309-0206 Thermostat switch (HATKO)
- 309-0195 Bracket (HATKO)

15.0JC-4R/13921U

Generator - 15JC/179

- Control - Code 343 (W.D.612-3798)
- Code 221 (W.D.625-0632)
- Code 180 (W.D.615-0218)

Engine - Spec U

* - Refer to Accessory Section for Component Parts

+ - See Engine Section for Optional Call Outs

MODEL DATA SECTION

393

15.0JC-4R/13921U con't

*141-0725 Carburetor (Gas)
134-1805 Air duct
134-1375 Plate
309-0169 Low oil pressure cutoff switch
502-0053 Elbow 45°
309-0206 Thermostat switch (HATKO)
309-0195 Bracket (HATKO)

15.0JC-4R/13922AA

Generator - 2006-0081
Control - Code 23 (W.D.612-1469)
Code 439 (W.D.612-4793)
Code 208 (W.D.625-0023)
Code 32 (W.D.612-1543)
Engine - Spec AA
*141-0720 Carburetor (Gas-Gaso)
*405-1422 Housing Assembly
134-1805 Air Duct
102-0549 Oil base

15.0JC-4R/13924AA

Generator - 2006-0081
Control - Code 440 (W.D.612-4794)
Code 474 (W.D.615-0371)
Engine - Spec AA
*141-0725 Carburetor (Gas)
309-0169 Low oil pressure cutoff switch
502-0053 Elbow 45°
309-0162 Thermostat switch (HATKO)
338-0337 Harness (HATKO)

15.0JC-4R/13941AA

Generator - 2006-0081
Control - Code 440 (W.D.612-4794)
Code 473 (W.D.615-0370)
Engine - Spec AA
*141-0725 Carburetor (Gas)
309-0169 Low oil pressure cutoff switch
502-0053 Elbow 45°
309-0196 Thermostat switch (HATKO)
309-0195 Bracket (HATKO)

15.0JC-4R/14055AA

Generator - 2006-0081
Control - Code 451 (W.D.612-4860)
Code 473 (W.D.615-0370)
Engine - Spec AA
*141-0725 Carburetor (Gas)
309-0169 Low oil pressure cutoff switch
502-0053 Elbow 45°
309-0206 Thermostat switch (HATKO)
309-0195 Bracket (HATKO)

15.0JC-4R/14056AA

Generator - 2006-0081
Control - Code 440 (W.D.612-4794)
Code 473 (W.D.615-0370)
Engine - Spec AA
*141-0725 Carburetor (Gas)
309-0169 Low oil pressure cutoff switch
502-0053 Elbow 45°
309-0196 Thermostat switch (HATKO)
309-0195 Bracket (HATKO)

15.0JC-4R/14062AA

Generator - 2006-0081
Control - Code 439 (W.D.612-4793)
Code 473 (W.D.615-0370)
Engine - Spec AA
*141-0725 Carburetor (Gas)
134-1805 Air Duct
309-0196 Thermostat switch (HATKO)
309-0195 Bracket (HATKO)

15.0JC-4R/14067AA

Generator - 2006-0081
Control - Code 440 (W.D.612-4794)
Code 474 (W.D.615-0371)
Engine - Spec AA
*141-0725 Carburetor (Gas)
134-1805 Air duct
134-1375 Plate
309-0169 Low oil pressure cutoff switch
502-0053 Elbow 45°
309-0196 Thermostat switch (HATKO)
309-0195 Bracket (HATKO)

15.0JC-4R/14112AA

Generator - 2006-0081
Control - Code 23 (W.D.612-1469)
Code 446 (W.D.612-4848)
Code 32 (W.D.612-1543)
Engine - Spec AA
*140-0893 Carburetor air preheater kit
*405-1726 Housing assembly
134-1810 Air duct w/shutter
140-0789 Heat shield
133-0187 Hose adapter
503-0458 Clamp
155-0360 Muffler
155-0949 Flexible exhaust tube
140-0078 Mtg. bands (2)
505-0043 Pipe Elbow
309-0169 Low oil pressure cutoff switch
502-0053 Elbow 45°
309-0196 Thermostat switch (HATKO)
309-0195 Bracket (HATKO)

15.0JC-4R/14126AA

Generator - 2006-0081
Control - Code 440 (W.D.612-4794)
Code 474 (W.D.615-0371)
Code 208 (W.D.625-0023)
Engine - Spec AA
*141-0725 Carburetor (Gas)
134-1805 Air Duct
134-1375 Plate
102-0549 Oil base
309-0169 Low oil pressure cutoff switch
502-0053 Elbow 45°
309-0196 Thermostat switch (HATKO)
309-0195 Bracket (HATKO)

15.0JC-4R/14167AA

Generator - 2006-0081
Control - Code 451 (W.D.612-4860)
Code 473 (W.D.615-0370)
Engine - Spec AA

15.0JC-4R/14167AA con't

*141-0725 Carburetor (Gas)
309-0169 Low oil pressure cutoff switch
502-0053 Elbow 45°
309-0171 Thermostat switch (HATKO)
338-0337 Harness (HATKO)

15.0JC-4R/14240AA

Generator - 2006-0081
Control - Code 23 (W.D.612-1469)
Code 439 (W.D.612-4793)
Code 208 (W.D.625-0023)
Code 32 (W.D.612-1543)
Engine - Spec AA
*140-0893 Carburetor air preheater kit
*405-1724 Housing assembly
134-1805 Air duct
140-0789 Heat shield
133-0187 Hose adapter
503-0458 Clamp
102-0549 Oil base
155-0360 Muffler
155-0949 Flexible exhaust tube
140-0078 Mtg. bands (2)
505-0043 Pipe Elbow

15.0JC-4R/14242AA

Generator - 2006-0081
Control - Code 461 (W.D.612-4908)
Code 474 (W.D.615-0371)
Engine - Spec AA
*141-0725 Carburetor (Gas)
154-1224 Intake manifold
148-0367 Vacuum switch
502-0053 Vacuum switch elbow
505-0098 Vacuum switch nipple
309-0169 Low oil pressure cutoff switch
502-0053 Elbow 45°
309-0206 Thermostat switch (HATKO)
309-0195 Bracket (HATKO)

15.0JC-4R/14268AA

Generator - 2006-0081
Control - Code 23 (W.D.612-1469)
Code 448 (W.D.612-4851)
Code 208 (W.D.625-0023)
Code 214 (W.D.625-0477)
Code 32 (W.D.612-1543)
Engine - Spec AA

*141-0725 Carburetor (Gas)
*405-1424 Housing assembly
134-1810 Air duct w/shutter
102-0549 Oil base

15.0JC-4R/14287AA

Generator - 2006-0081
Control - Code 23 (W.D.612-1469)
Code 446 (W.D.612-4848)
Code 32 (W.D.612-1543)
Engine - Spec AA
*141-0725 Carburetor (Gas)
*405-1724 Housing assembly
134-1805 Air duct
155-0360 Muffler
155-0949 Flexible exhaust tube
140-0078 Mtg. bands

* - Refer to Accessory Section for Component Parts
+ - See Engine Section for Optional Call Outs

MODEL DATA SECTION

15.0JC-4R/14287AA con't

505-0043 Pipe Elbow
309-0169 Low oil pressure cutoff switch
502-0043 Elbow 45°
309-0196 Thermostat switch (HATKO)
309-0195 Bracket (HATKO)

15.0JC-4R/14289AA

Generator - 2006-0081

Control - Code 23 (W.D.612-1469)
Code 440 (W.D.612-4794)
Code 208 (W.D.625-0023)
Code 214 (W.D.625-0477)
Code 32 (W.D.612-1543)

Engine - Spec AA

*141-0725 Carburetor (Gas)

*405-1724 Housing Assembly

102-0549 Oil base

134-1805 Air duct

155-0360 Muffler

155-0949 Flexible exhaust tube

140-0078 Mtg. bands (2)

505-0043 Pipe elbow

309-0169 Low oil pressure cutoff switch

502-0053 Elbow 45°

309-0196 Thermostat switch (HATKO)

309-0195 Bracket (HATKO)

15.0JC-4R/14296AA

Generator - 2006-0081

Control - Code 447 (W.D.612-4850)
Code 474 (W.D.615-0371)

Engine - Spec AA

*141-0720 Carburetor (Gas-Gaso)

309-0169 Low oil pressure cutoff switch

502-0053 Elbow 45°

309-0206 Thermostat switch (HATKO)

309-0195 Bracket (HATKO)

15.0JC-4R/14401AA

Generator - 2006-0081

Control - Code 23 (W.D.612-1469)
Code 446 (W.D.612-4848)
Code 208 (W.D.625-0023)
Code 32 (W.D.612-1543)

Engine - Spec AA

*141-0725 Carburetor (Gas)

*405-1724 Housing Assembly

134-1805 Air duct

155-0360 Muffler

155-0949 Flexible exhaust tube

140-0078 Mtg. bands (2)

505-0043 Pipe elbow

102-0549 Oil base

309-0169 Low oil pressure cutoff switch

502-0053 Elbow 45°

309-0196 Thermostat switch (HATKO)

309-0195 Bracket (HATKO)

15.0JC-4R/14499AA

Generator - 2006-0081

Control - Code 440 (W.D.612-4794)
Code 474 (W.D.615-0371)

Engine - Spec AA

*141-0725 Carburetor (Gas)

134-1805 Air Duct

15.0JC-4R/14499AA con't

134-1375 Plate

309-0169 Low oil pressure cutoff switch

502-0053 Elbow 45°

15.0JC-4R/14532AA

Generator - 2006-0081

Control - Code 444 (W.D.612-4843)
Code 474 (W.D.615-0371)

Engine - Spec AA

*141-0720 Carburetor (Gas-Gaso)

*403-0792 Skid assembly

134-1805 Air duct

134-1375 Plate

309-0169 Low oil pressure cutoff switch

502-0053 Elbow 45°

15.0JC-4R/14609AA

Generator - 2006-0081

Control - Code 445 (W.D.612-4844)
Code 474 (W.D.615-0371)

Engine - Spec AA

*141-0725 Carburetor (Gas)

309-0169 Low oil pressure cutoff switch

502-0053 Elbow 45°

309-0171 Thermostat switch (HATKO)

338-0337 Harness (HATKO)

15.0JC-4R/14620AA

Generator - 2006-0081

Control - Code 467 (W.D.612-4997)
Code 474 (W.D.615-0371)

Engine - Spec AA

*141-0725 Carburetor (Gas)

309-0169 Low oil pressure cutoff switch

502-0053 Elbow 45°

309-0206 Thermostat switch (HATKO)

309-0195 Bracket (HATKO)

15.0JC-4R/14657AA

Generator - 2006-0081

Control - Code 450 (W.D.612-4858)
Code 474 (W.D.615-0371)

Engine - Spec AA

*141-0725 Carburetor (Gas)

309-0169 Low oil pressure cutoff switch

502-0053 Elbow 45°

309-0206 Thermostat switch (HATKO)

309-0195 Bracket (HATKO)

15.0JC-4R/14701AA

Generator - 2006-0081

Control - Code 440 (W.D.612-4794)
Code 474 (W.D.615-0371)
Code 208 (W.D.625-0023)

Engine - Spec AA

*141-0720 Carburetor (Gas-Gaso)

134-1805 Air duct

102-0549 Oil base

309-0169 Low oil pressure cutoff switch

502-0053 Elbow 45°

309-0196 Thermostat switch (HATKO)

309-0195 Bracket (HATKO)

15.0JC-4R/14718AA

Generator - 2006-0081

Control - Code 439 (W.D.612-4793)
Code 473 (W.D.615-0370)

Engine - Spec AA

*140-0893 Carburetor air preheater kit

*159-0760 Day tank assembly

134-1805 Air duct

134-1375 Plate

140-0789 Heat shield

133-0187 Hose adapter

502-0458 Clamp

309-0196 Thermostat switch (HATKO)

309-0195 Bracket (HATKO)

15.0JC-4R/14750AA

Generator - 2006-0081

Control - Code 23 (W.D.612-1469)
Code 440 (W.D.612-4794)

Code 208 (W.D.625-0023)

Code 32 (W.D.612-1543)

Engine - Spec AA

*141-0720 Carburetor (Gas-Gaso)

*405-1422 Housing Assembly

134-1805 Air duct

102-0549 Oil base

309-0169 Low oil pressure cutoff switch

502-0053 Elbow 45°

309-0196 Thermostat switch (HATKO)

309-0195 Bracket (HATKO)

15.0JC-4R/14777AA

Generator - 2006-0081

Control - Code 23 (W.D.612-1469)
Code 446 (W.D.612-4848)

Code 32 (W.D.612-1543)

Engine - Spec AA

*141-0725 Carburetor (Gas)

*405-1724 Housing Assembly

134-1805 Air duct

155-0360 Muffler

155-0949 Flexible exhaust tube

140-0078 Mtg. bands (2)

505-0043 Pipe Elbow

309-0169 Low oil pressure cutoff switch

502-0053 Elbow 45°

309-0196 Thermostat switch (HATKO)

309-0195 Bracket (HATKO)

15.0JC-4R/14833AA

Generator - 2006-0081

Control - Code 440 (W.D.612-4794)
Code 474 (W.D.615-0371)

Engine - Spec AA

*140-0893 Carburetor air preheater kit

*403-0792 Skid assembly

134-1805 Air duct

134-1375 Plate

140-0789 Heat shield

133-0187 Hose adapter

503-0458 Clamp

309-0169 Low oil pressure cutoff switch

502-0053 Elbow 45°

* - Refer to Accessory Section for Component Parts

+ - See Engine Section for Optional Call Outs

MODEL DATA SECTION

395

15.0JC-4R/14837AA

Generator - 2006-0081
Control - Code 439 (W.D.612-4793)
Code 474 (W.D.615-0371)
Code 208 (W.D.625-0023)

Engine - Spec AA

*141-0720 Carburetor (gas-gaso)
*159-0760 Day Tank Assembly
102-0549 Oil Base
134-1805 Air Duct
134-1375 Plate

15.0JC-4R/14842AA

Generator - 2006-0081
Control - Code 23 (W.D.612-1469)
Code 450 (W.D.612-4858)
Code 32 (W.D.612-1543)

Engine - Spec AA

*141-0725 Carburetor (Gas)
*405-1422 Housing Assembly
134-1805 Air Duct
309-0169 Low Oil Pressure Cut-Off Switch
502-0053 Elbow 45°
309-0206 Thermostat Switch (Hatko)
309-0195 Bracket (Hatko)

15.0JC-4R/14853AA

Generator - 2006-0081
Control - Code 439 (W.D.612-4793)
Code 474 (W.D.615-0371)

Engine - Spec AA

*141-0725 Carburetor (Gas)
*403-0792 Skid Assembly

15.0JC-4R/14973AA

Generator - 2006-0081
Control - Code 439 (W.D.612-4793)
Code 473 (W.D.615-0370)

Engine - Spec AA

*141-0725 Carburetor (Gas)
134-1805 Air Duct
134-1375 Plate
309-0196 Thermostat Switch (Hatko)
309-0195 Bracket (Hatko)

15.0JC-4R/14983AA

Generator - 2006-0081
Control - Code 23 (W.D.612-1469)
Code 440 (W.D.612-4794)
Code 32 (W.D.612-1543)

Engine - Spec AA

*141-0725 Carburetor (Gas)
*405-1422 Housing Assembly
134-1805 Air Duct
309-0169 Low oil Pressure Cut-Off Switch
502-0053 Elbow 45°

15.0JC-4R/15070AA

Generator - 2006-0081
Control - Code 23 (W.D.612-1469)
Code 440 (W.D.612-4794)
Code 208 (W.D.625-0023)
Code 32 (W.D.612-1543)

15.0JC-4R/15070AA (con't)

Engine Spec AA

*141-0720 Carburetor (Gas-Gaso)
*405-1724 Housing Assmely
*159-0799 Fuel Tank Assembly
134-1805 Air Duct
155-0360 Muffler
155-0449 Flexible Exhaust Tube
140-0078 Mtg. Bands (2)
505-0043 Pipe Elbow
102-0549 Oil Base
309-0169 Low Oil Pressure Cut-Off Switch
502-0053 Elbow 45°
309-0196 Thermostat Switch (Hatko)
309-0195 Bracket (Hatko)

15.0JC-4R/15083AA

Generator - 2006-0081
Control - Code 450 (W.D.612-4858)
Code 474 (W.D.615-0371)

Engine - Spec AA

*141-0720 Carburetor (Gas-Gaso)
134-1375 Plate
134-0169 Low Oil Pressure Cut-Off Switch
502-0053 Elbow 45°
309-0206 Thermostat Switch (Hatko)
309-0195 Bracket (Hatko)

15.0JC-4R/15151AA

Generator - 2006-0081
Control - Code 468 (W.D.612-5013)
Code 474 (W.D.615-0371)
Code 208 (W.D.625-0023)

Engine - Spec AA

*141-0725 Carburetor (Gas)
134-1805 Air Duct
134-1375 Plate
154-1224 Intake Manifold
148-0367 Vacuum Switch
502-0043 Vacuum Switch Elbow
505-0098 Vacuum Switch Nipple
102-0549 Oil Base
309-0169 Low Oil Pressure Cut-Off Switch
502-0043 Elbow 45°
309-0206 Thermostat Switch (Hatko)
309-0195 Bracket (Hatko)

15.0JC-4R/15189AA

Generator - 2006-0081
Control - Code 23 (W.D.612-1469)
Code 439 (W.D.612-4793)
Code 208 (W.D.625-0023)
Code 32 (W.D.612-1543)

Engine - Spec AA

*141-0725 Carburetor (Gas)
*405-1724 Housing Assembly
134-1805 Air Duct
155-0360 Muffler
155-0949 Flexible Exhaust Tube
140-0078 Mtg. Bands
505-0043 Pipe Elbow
102-0549 Oil Base

15.0JC-4R/15229AA

Generator - 2006-0081
Control - Code 450 (W.D.612-4858)
Code 474 (W.D.615-0371)

Engine - Spec AA

*141-0725 Carburetor (Gas)
134-1805 Air Duct
134-1375 Plate
309-0169 Low Oil Pressure Cut-Off Switch
502-0043 Elbow 45°
309-0206 Thermostat Switch (Hatko)
309-0195 Bracket (Hatko)

15.0JC-4R/15236AA

Generator - 2006-0082
Control - Code 439 (W.D.612-4793)
Code 474 (W.D.615-0371)
Code 208 (W.D.625-0023)

Engine - Spec AA

*141-0725 Carburetor Gas
102-0549 Oil Base

15.0JC-4R/15324AA

Generator - 2006-0081
Control - Code 23 (W.D.612-1469)
Code 439 (W.D.612-4793)
Code 32 (W.D.612-1543)

Engine - Spec AA

*141-0893 Carburetor Air Preheater Kit
*405-1422 Housing Assembly
*159-0799 Fuel Tank Assembly
134-1805 Air Duct
140-0789 Heat Shield
133-0187 Hose Adapter
503-0458 Clamp

15.0JC-4R/15408AA

Generator - 2006-0081
Control - Code 446 (W.D.612-4848)
Code 474 (W.D.615-0371)

Engine - Spec AA

*141-0725 Carburetor (Gas)
*403-0792 Skid Assembly
134-1805 Air Duct
134-1375 Plate
309-0169 Low Oil Pressure Cut-Off Switch
502-0053 Elbow 45°
309-0196 Thermostat Switch (Hatko)
309-0195 Bracket (Hatko)

15.0JC-4R/15423AA

Generator - 2006-0081
Control - Code 467 (W.D.612-4997)
Code 474 (W.D.615-0371)
Code 208 (W.D.625-0023)

Engine - Spec AA

*141-0720 Carburetor (Gas-Gaso)
*159-0760 Day Tank Assembly
134-1805 Air Duct
134-1375 Plate
102-0549 Oil Base
309-0169 Low Oil Pressure Cut-Off Switch

* - Refer to Accessory Section for Component Parts.

+ - See Engine Section for Optional Call Outs.

MODEL DATA SECTION

15.0JC-4R/15423AA (con't.)

502-0053 Elbow 45°
309-0171 Thermostat Switch (Hatko)
338-0337 Harness (Hatko)

15.0JC-4R/15519AA

Generator - 2006-0081
Control - Code 23 (W.D.612-1469)
Code 439(W.D.612-4793)
Code 208(W.D.625-0023)
Code 32 (W.D.612-1543)

Engine - Spec AA
*140-0893 Carburetor Air Preheater Kit
*405-1726 Housing Assembly
*159-0760 Day Tank Assembly
134-1810 Air Duct W/Shutter
140-0789 Heat Shield
133-0187 Hose Adapter
503-0458 Clamp
155-0360 Muffler
155-0949 Flexible Exhaust Tube
140-0078 Mtg. Bands (2)
505-0043 Pipe Elbow
102-0549 Oil Base

15.0JC-4R/15659AA

Generator - 2006-0081
Control - Code 451 (W.D.612-4860)
Code 474 (W.D.615-0371)

Engine - Spec AA
*141-0720 Carburetor (Gas-Gaso)
309-0169 Low Oil Pressure Cut-Off Switch
502-0053 Elbow 45°
309-0171 Thermostat Switch (Hatko)
338-0337 Harness (Hatko)

15.0JC-4R/15725AA

Generator - 2006-0081
Control - Code 23 (W.D.612-1469)
Code 439(W.D.612-4793)
Code 208(W.D.625-0023)
Code 32 (W.D.612-1543)

Engine - Spec AA
*140-0893 Carburetor Air Preheater Kit
*405-1422 Housing Assembly
*159-0760 Day Tank Assembly
134-1805 Air Duct
140-0789 Heat Shield
133-0187 Hose Adapter
503-0458 Clamp
102-0549 Oil Base

15.0JC-4R31/2088AA

Generator - 2006-0081
Control - Code 439 (W.D.612-4793)
Code 484 (W.D.615-0392)

Engine - Spec AA
*141-0725 Carburetor Gas

15.0JC-4R31/13135U (Penn State)

Generator - 15JC4N4C
Control - Code 90 (W.D.612-2129)
Code 261(W.D.612-3101)
Code 221(W.D.625-0632)

15.0JC-4R31/13135U (Con't.)

Code 208 (W.D.625-0023)
Code 32 (W.D.612-1543)
Engine - Spec U
*141-0725 Carburetor (Gas)
*405-1424 Housing Assembly
134-1810 Air Duct w/Shutter
102-0549 Oil Base
309-0169 Low Oil Pressure Cut-Off Switch
502-0053 Elbow 45°
309-0206 Thermostat Switch (Hatko)
309-0195 Bracket (Hatko)

15.0JC-4R31/14925AA (Penn State)

Generator - 2006-0081
Control - Code 445(W.D.612-4844)
Code 484(W.D.615-0392)
Engine - Spec AA
*141-0725 Carburetor (Gas)
134-1805 Air Duct
134-1375 Plate
309-0169 Low Oil Pressure Cut-Off Switch
502-0053 Elbow 45°
309-0206 Thermostat Switch (Hatko)
309-0195 Bracket (Hatko)

15.0JC-4R31/14959AA

Generator - 2006-0081
Control - Code 90(W.D.612-2129)
Code 439(W.D.612-4793)
Code 208(W.D.625-0023)
Code 32(W.D.612-1543)

Engine - Spec AA
*141-0725 Carburetor (Gas)
*405-1424 Housing Assembly
134-1810 Air Duct W/Shutter
102-0549 Oil Base

15.0JC-4R131/11971U (Penn State)

Generator - 15JC4N4C
Control - Code 258 (W.D.612-3077)
Code 221 (W.D.625-0632)
Engine - Spec U
*141-0725 Carburetor (Gas)

15.0JC-4R131/12817U

Generator - 15JC-179
Control - Code 437 (W.D.612-4722)
Code 221 (W.D.625-0623)
Code 205 (W.D.615-0288)

Engine - Spec U
*141-0725 Carburetor (Gas)
134-1805 Air Duct
134-1375 Plate

15.0JC-4XR/1018T

Generator - 15JC4XN1C
Control - Code 149 (W.D.612-2657)
Code 212 (W.D.625-0423)
Code 32 (W.D.612-1543)

Engine - Spec T
*141-0720 Carburetor (Gas-Gaso)
*405-1421 Housing Assembly
134-1805 Air Duct

15.0JC-4XR/1078AA

Generator - 2006-0081
Control - Code 440 (W.D.612-4794)
Code 478 (W.D.615-0377)
Engine - Spec AA
*141-0720 Carburetor (Gas-Gaso)
309-0169 Low Oil Pressure Cut-Off Switch
502-0053 Elbow 45°

15.0JC-4XR/2123T

Generator - 15JC4XN1C
Control - Code 150 (W.D.612-2658)
Code 212 (W.D.625-0423)
Code 32 (W.D.612-1543)

Engine - Spec T
*140-0893 Carburetor Air Preheater Kit
*405-1421 Housing Assembly
*159-0799 Fuel Tank Assembly
134-1805 Air Duct
140-0789 Heat Shield
133-0187 Hose Adapter
503-0458 Clamp
309-0169 Low Oil Pressure Cut-Off Switch
502-0053 Elbow 45°

15.0JC-4XR/2219T

Generator - 15JC4XN1C
Control - Code 150 (W.D.612-2658)
Code 212 (W.D.625-0423)

Engine - Spec T
*140-0893 Carburetor Air Preheater Kit
134-1805 Air Duct
140-0789 Heat Shield
133-0187 Hose Adapter
134-1375 Plate
503-0458 Clamp
309-0169 Low Oil Pressure Cut-Off Switch
502-0053 Elbow 45°

15.0JC-4XR/3098T

Generator - 15JC4XN1C
Control - Code 150 (W.D.612-2658)
Code 212 (W.D.625-0423)

Engine - Spec T
*141-0720 Carburetor (Gas-Gaso)
134-1805 Air Duct
134-1375 Plate
309-0169 Low Oil Pressure Cut-Off Switch
502-0053 Elbow 45°
309-0196 Thermostat Switch (Hatko)
309-0195 Bracket (Hatko)

15.0JC-4XR/3471AA

Generator - 2006-0081
Control - Code 440 (W.D.612-4794)
Code 478 (W.D.615-0377)

Engine - Spec AA
*141-0720 Carburetor (Gas-Gaso)
134-1805 Air Duct
134-1375 Plate
309-0169 Low Oil Pressure Cut-Off Kit

* - Refer to Accessory Section for Component Parts

+ - See Engine Section for Optional Call Outs

MODEL DATA SECTION

397

15.0JC-4XR/3471AA (con't.)

502-0053 Elbow 45°
309-0196 Thermostat Switch (Hatko)
309-0195 Bracket (Hatko)

15.0JC-4XR/5144AA

Generator - 2006-0081
Control - Code 439 (W.D.612-4793)
Code 480 (W.D.615-0381)

Engine - Spec AA
*141-0720 Carburetor (Gas-Gaso)
134-1805 Air Duct
134-1375 Plate

15.0JC-4XR/5163T

Generator - 15JC4XN1C
Control - Code 149 (W.D.612-2657)
Code 212 (W.D.625-0423)
Code 201 (W.D.615-0280)
Engine - Spec T
*140-0893 Carburetor Air Preheater
Kit
134-1805 Air Duct
140-0789 Heat Shield
133-0187 Hose Adapter
503-0458 Clamp

15.0JC-4XR/5232AA

Generator - 2006-0081
Control - Code 440 (W.D.612-4794)
Code 480 (W.D.615-0381)
Engine - Spec AA
*141-0720 Carburetor (Gas-Gaso)
134-1805 Air Duct
134-1375 Plate
309-0169 Low oil pressure cutoff
switch
502-0053 Elbow 45°
309-0196 Thermostat switch (HATKO)
309-0195 Bracket (HATKO)

15.0JC-4XR/6956U

Generator - 15JC4XN1C
Control - Code 150 (W.D.612-2658)
Code 212 (W.D.625-0423)
Engine - Spec U
*141-0725 Carburetor (Gas)
134-1805 Air duct
134-1375 Plate
309-0169 Low oil pressure cutoff
switch
309-0196 Thermostat switch (HATKO)
309-0195 Bracket (HATKO)
502-0053 Elbow 45°

15.0JC-4XR/8410T

Generator - 15JC4XN1C
Control - Code 65 (W.D.612-1859)
Code 237 (W.D.612-2873)
Code 212 (W.D.625-0423)
Code 32 (W.D.612-1543)
Engine - Spec T
*140-0893 Carburetor air preheater kit
+405-1422 Housing assembly
134-1805 Air duct
140-0789 Heat shield
133-0187 Hose adapter

15.0JC-4XR/8410T con't

503-0458 Clamp
309-0169 Low oil pressure cutoff
switch
502-0053 Elbow 45°
309-0206 Thermostat switch (HATKO)
309-0195 Bracket (HATKO)

15.0JC-4XR/8701AA

Generator - 2006-0081
Control - Code 439 (W.D.612-4793)
Code 478 (W.D.615-0377)
Engine - Spec AA
*141-0720 Carburetor (Gas-Gaso)

15.0JC-4XR/9058T

Generator - 15JC4XN1C
Control - Code 149 (W.D.612-2657)
Code 212 (W.D.625-0423)
Engine - Spec T
*140-0892 Carburetor air preheater
kit
*159-0760 Day tank assembly

15.0JC-4XR/9549T

Generator - 15JC4XN1C
Control - Code 149 (W.D.612-2657)
Code 212 (W.D.625-0423)
Code 208 (W.D.625-0023)
Engine - Spec T
*141-0720 Carburetor (Gas-Gaso)
102-0549 Oil base

15.0JC-4XR/9788T

Generator - 15JC4XN1C
Control - Code 149 (W.D.612-2657)
Code 212 (W.D.625-0423)
Code 208 (W.D.625-0023)
Code 32 (W.D.612-1543)

Engine - Spec T
*140-0893 Carburetor air preheater
kit
*405-1723 Housing assembly
*159-0799 Fuel tank assembly
134-1805 Air duct
140-0789 Heat shield
133-0187 Hose adapter
503-0458 Clamp
102-0549 Oil base
155-0360 Muffler
155-0949 Flexible exhaust tube
140-0078 Mtg. bands (2)
505-0043 Pipe elbow

15.0JC-4XR/11337AA

Generator - 2006-0081
Control - Code 63 (W.D.612-1851)
Code 439 (W.D.612-4793)
Code 208 (W.D.625-0023)
Code 32 (W.D.612-1543)

Engine - Spec AA
*141-0725 Carburetor (Gas)
*405-1422 Housing assembly
102-0549 Oil base
134-1805 Air duct

15.0JC-4XR/11814U

Generator - 15JC/133
Control - Code 161 (W.D.612-2737)
Code 212 (W.D.625-0423)
Code 201 (W.D.615-0280)
Engine - Spec U
*141-0725 Carburetor (Gas)
309-0169 Low oil pressure cutoff switch
502-0053 Elbow 45°
309-0206 Thermostat switch (HATKO)
309-0195 Bracket (HATKO)

15.0JC-4XR/11879AA

Generator - 2006-0081
Control - Code 439 (W.D.612-4793)
Code 480 (W.D.615-0381)
Engine - Spec AA
*141-0725 Carburetor (Gas)
134-1805 Air duct
134-1375 Plate

15.0JC-4XR/11941U

Generator - 15JC4XN1C
Control - Code 150 (W.D.612-2658)
Code 212 (W.D.625-0423)
Engine - Spec U
*141-0725 Carburetor (Gas)
134-1805 Air duct
309-0169 Low oil pressure cutoff switch
502-0053 Elbow 45°

15.0JC-4XR/12355U

Generator - 15JC4XN1C
Control - Code 149 (W.D.612-2657)
Code 212 (W.D.625-0423)
Code 208 (W.D.625-0023)
Code 32 (W.D.612-1543)
Engine - Spec U
*141-0725 Carburetor (Gas)
*405-1421 Housing assembly
102-0549 Oil base
134-1805 Air duct
134-1375 Plate

15.0JC-4XR/12368AA

Generator - 2006-0081
Control - Code 65 (W.D.612-1859)
Code 439 (W.D.612-4793)
Code 32 (W.D.612-1543)
Engine - Spec AA
*141-0725 Carburetor (Gas)
*405-1422 Housing assembly
134-1805 Air duct

15.0JC-4XR/12382AA

Generator - 2006-0081
Control - Code 439 (W.D.612-4793)
Code 480 (W.D.615-0381)
Engine - Spec AA
*141-0725 Carburetor (Gas)

15.0JC-4XR/12428U

Generator - 15JC/133
Control - Code 159 (W.D.612-2735)
Code 212 (W.D.625-0423)
Code 201 (W.D.615-0280)
Engine - Spec U
*141-0725 Carburetor (Gas)
134-1805 Air duct

* - Refer to Accessory Section for Component Parts
+ - See Engine Section for Optional Call Outs.

MODEL DATA SECTION

15.0JC-4XR/12428U con't

309-0169 Low oil pressure cutoff switch
502-0053 Elbow 45°
309-0196 Thermostat switch (HATKO)
309-0195 Bracket (HATKO)

15.0JC-4XR/12428AA

Generator - 2006-0081
Control - Code 446 (W.D.612-4848)
Code 480 (W.D.615-0381)
Engine - Spec AA
*141-0725 Carburetor (Gas)
134-1805 Air duct
134-1375 Plate
309-0169 Low oil pressure cutoff switch
502-0053 Elbow 45°
309-0196 Thermostat switch (HATKO)
309-0195 Bracket (HATKO)

15.0JC-4XR/12543T

Generator - 15JC4XN1C
Control - Code 150 (W.D.612-2658)
Code 212 (W.D.625-0423)
Code 201 (W.D.615-0280)
Engine - Spec T
*140-0893 Carburetor air preheater kit
134-1805 Air duct
140-0789 Heat shield
133-0187 Hose adapter
503-0458 Clamp
309-0169 Low oil pressure cutoff switch
502-0053 Elbow 45°

15.0JC-4XR/12703U

Generator - 15JC4XN1C
Control - Code 149 (W.D.612-2657)
Code 212 (W.D.625-0423)
Engine - Spec U
*141-0725 Carburetor (Gas)
134-1810 Air duct w/shutter

15.0JC-4XR/12764U

Generator - 15JC/133
Control - Code 159 (W.D.612-2735)
Code 212 (W.D.625-0423)
Code 201 (W.D.615-0280)
Engine - Spec U
*141-0725 Carburetor (Gas)
309-0169 Low oil pressure cutoff switch
502-0053 Elbow 45°
309-0196 Thermostat switch (HATKO)
309-0195 Bracket (HATKO)

15.0JC-4XR/12851AA

Generator - 2006-0081
Control - Code 63 (W.D.612-1851)
Code 439 (W.D.612-4793)
Code 32 (W.D.612-1543)
Engine - Spec AA
*141-0725 Carburetor (Gas)
*405-1422 Housing assembly
134-1805 Air duct

15.0JC-4XR/12872AA

Generator - 2006-0081
Control - Code 63 (W.D.612-1851)
Code 440 (W.D.612-4794)
Code 208 (W.D.625-0023)
Code 32 (W.D.612-1543)
Engine - Spec AA
*141-0725 Carburetor (Gas)
*405-1424 Housing assembly
134-1810 Air duct w/shutter
102-0549 Oil base
309-0169 Low oil pressure cutoff switch
502-0053 Elbow 45°
309-0196 Thermostat switch (HATKO)
309-0195 Bracket (HATKO)

15.0JC-4XR/13027T

Generator - 15JC4XN1C
Control - Code 237 (W.D.612-2873)
Code 212 (W.D.625-0423)
Code 208 (W.D.625-0023)
Engine - Spec T
*141-0720 Carburetor (Gas-Gaso)
102-0549 Oil base
309-0169 Low oil pressure cut-off switch
502-0053 Elbow 45°
309-0171 Thermostat switch (HATKO)
338-0337 Harness (HATKO)

15.0JC-4XR/13123AA

Generator - 2006-0081
Control - Code 446 (W.D.612-4848)
Code 480 (W.D.615-0381)
Engine - Spec AA
*141-0725 Carburetor (Gas)
309-0169 Low oil pressure cutoff switch
502-0053 Elbow 45°
309-0196 Thermostat switch (HATKO)
309-0195 Bracket (HATKO)

15.0JC-4XR/13126U

Generator - 15JC4XN1C
Control - Code 63 (W.D.612-1851)
Code 150 (W.D.612-2658)
Code 212 (W.D.625-0423)
Code 32 (W.D.612-1543)

Engine- Spec U
*141-0725 Carburetor (Gas)
*405-1422 Housing Assembly
134-1805 Air duct
309-0169 Low oil pressure cut-off switch
502-0053 Elbow 45°
309-0196 Thermostat switch (HATKO)
309-0195 Bracket (HATKO)

15.0JC-4XR/13185U

Generator - 15JC4XN1C
Control - Code 150 (W.D.612-2658)
Code 212 (W.D.625-0423)
Code 201 (W.D.615-0280)

15.0JC-4XR/13185U con't

Engine - Spec U
*141-0725 Carburetor (Gas)
309-0169 Low oil pressure cutoff switch
502-0053 Elbow 45°

15.0JC-4XR/13186T

Generator - 15JC4XN1C
Control - Code 150 (W.D.612-2658)
Code 212 (W.D.625-0423)
Code 208 (W.D.625-0023)
Code 32 (W.D.612-1543)

Engine - Spec T
*141-0720 Carburetor (Gas-Gaso)
*405-1725 Housing assembly
134-1810 Air duct w/shutter
102-0549 Oil base
155-0360 Muffler
155-0949 Flexible exhaust tube
140-0078 Mtg. bands
505-0043 Pipe elbow
309-0169 Low oil pressure cutoff switch
502-0053 Elbow 45°
309-0196 Thermostat switch (HATKO)
309-0195 Bracket (HATKO)

15.0JC-4XR/13212U

Generator - 15JC4XN1C
Control - Code 149 (W.D.612-2657)
Code 212 (W.D.625-0423)
Engine - Spec U
*141-0725 Carburetor (Gas)
134-1810 Air duct w/shutter
309-0196 Thermostat switch (HATKO)
309-0195 Bracket (HATKO)

15.0JC-4XR/13275U

Generator - 15JC4XN1C
Control - Code 237 (W.D.612-2873)
Code 212 (W.D.625-0423)
Code 208 (W.D.625-0023)

Engine - Spec U
*141-0725 Carburetor (Gas)
134-1805 Air duct
102-0549 Oil base
309-0169 Low oil pressure cutoff switch
502-0053 Elbow 45°
309-0206 Thermostat switch (HATKO)
309-0195 Bracket (HATKO)

15.0JC-4XR/13336T

Generator - 15JC4XN1C
Control - Code 150 (W.D.612-2658)
Code 212 (W.D.625-0423)

Engine - Spec T
*140-0894 Carburetor air preheater kit
*403-0792 Skid assembly
309-0169 Low oil pressure cutoff switch
502-0053 Elbow 45°
309-0196 Thermostat switch (HATKO)
309-0195 Bracket (HATKO)

* - Refer to Accessory Section for Component Parts
+ - See Engine Section for Optional Call Outs

MODEL DATA SECTION

399

15.0JC-4XR/13548T

Generator - 15JC4XN1C
Control Code 65 (W.D.612-1859)
Code 149 (W.D.612-2657)
Code 212 (W.D.625-0423)
Code 208 (W.D.625-0023)
Code 32 (W.D.612-1543)
Engine - Spec T
*140-0893 Carburetor Air Pre-Heater Kit
*405-1726 Housing Assembly
*159-0799 Fuel Tank Assembly
134-1810 Air Duct W/Shutter
140-0789 Heat Shield
133-0187 Hose Adapter
503-0458 Clamp
155-0360 Muffler
155-0949 Flexible Exhaust Tube
140-0078 Mtg. Bands (2)
505-0043 Pipe Elbow
102-0549 Oil Base

15.0JC-4XR/13577U

Generator - 15JC/347
Control Code 64 (W.D.612-1852)
Code 149 (W.D.612-2657)
Code 215 (W.D.625-0496)
Code 208 (W.D.625-0023)
Code 32 (W.D.612-1543)
Engine - Spec U
*141-0725 Carburetor (Gas)
*405-1724 Housing Assembly
134-1805 Air Duct
155-0360 Muffler
155-0949 Flexible Exhaust Tube
140-0078 Mounting Bands (2)
505-0043 Pipe Elbow
102-0549 Oil Base

15.0JC-4XR/13728AA

Generator - 2006-0081
Control Code 440 (W.D.612-4794)
Code 480 (W.D.615-0381)
Engine - Spec AA
*141-0720 Carburetor (Gas-Gaso)
309-0169 Low Oil Pressure Cut-Off Switch
502-0053 Elbow 45°

15.0JC-4XR/13761T

Generator - 15JC4XN1C
Control Code 150 (W.D.612-2658)
Code 212 (W.D.625-0423)
Engine - Spec T
*140-0894 Carburetor Air Pre-Heater Kit
*403-0792 Skid Assembly
*159-0760 Day Tank Assembly
309-0169 Low Oil Pressure Cut-Off Switch
502-0053 Elbow 45°
309-0196 Thermostat Switch (HATKO)
309-0195 Bracket (HATKO)

15.0JC-4XR/13854U

Generator - 15JC4XN1C

15.0JC-4XR/13854U (Continued)

Control Code 166 (W.D.612-2790)
Code 212 (W.D.625-0423)
Code 201 (W.D.615-0280)
Engine - Spec U
*141-0725 Carburetor (Gas)
309-0169 Low Oil Pressure Cut-Off Switch
502-0053 Elbow 45°

15.0JC-4XR/13922AA

Generator - 2006-0081
Control Code 63 (W.D.612-1851)
Code 439 (W.D.612-4793)
Code 208 (W.D.625-0023)
Code 32 (W.D.612-1543)
Engine - Spec AA
*141-0720 Carburetor (Gas-Gaso)
*405-1422 Housing Assembly
102-0549 Oil Base
134-1805 Air Duct

15.0JC-4XR/13924AA

Generator - 2006-0081
Control Code 440 (W.D.612-4794)
Code 480 (W.D.615-0381)
Engine - Spec AA
*141-0725 Carburetor (Gas)
309-0169 Low Oil Pressure Cut-Off Switch
502-0053 Elbow 45°
309-0162 Thermostat Switch (HATKO)
338-0337 Harness (HATKO)

15.0JC-4XR/13929AA

Generator - 2006-0081
Control Code 446 (W.D.612-4848)
Code 480 (W.D.612-0381)
Code 208 (W.D.625-0023)
Engine - Spec AA
*141-0725 Carburetor (Gas)
*403-0792 Skid Assembly
416-0522 Battery Plate
134-1805 Air Duct
134-1375 Plate
102-0549 Oil Base
309-0169 Low Oil Pressure Cut-Off Switch
502-0053 Elbow 45°
309-0196 Thermostat Switch (HATKO)
309-0195 Bracket (HATKO)

15.0JC-4XR/13929U

Generator - 15JC/133
Control Code 159 (W.D.612-2735)
Code 212 (W.D.625-0423)
Code 201 (W.D.615-0280)
Engine - Spec U
*141-0725 Carburetor (Gas)
*403-0792 Skid Assembly
416-0522 Battery Plate
134-1805 Air Duct
134-1375 Plate
102-0549 Oil Base

15.0JC-4XR/13929U (Continued)

309-0169 Low Oil Pressure Cut-Off Switch
502-0053 Elbow 45°
309-0196 Thermostat Switch (HATKO)
309-0195 Bracket (HATKO)

15.0JC-4XR/14017AA

Generator - 2006-0081
Control Code 63 (W.D.612-1851)
Code 451 (W.D.612-4860)
Code 208 (W.D.625-0023)
Code 32 (W.D.612-1543)
Engine - Spec AA
*140-0893 Carburetor Air Pre-Heater Kit
*405-1422 Housing Assembly
134-1805 Air Duct
133-0187 Hose Adapter
140-0789 Heat Shield
503-0458 Clamp
102-0549 Oil Base
309-0169 Low Oil Pressure Cut-Off Switch
502-0053 Elbow 45°
309-0206 Thermostat Switch (HATKO)
309-0195 Bracket (HATKO)

15.0JC-4XR/14040AA

Generator - 2006-0081
Control Code 63 (W.D.612-1851)
Code 440 (W.D.612-4794)
Code 208 (W.D.625-0023)
Code 32 (W.D.612-1543)
Engine - Spec AA
*141-0720 Carburetor (Gas-Gaso)
*159-0799 Fuel Tank Assembly
*405-1422 Housing Assembly
134-1805 Air Duct
102-0549 Oil Base
309-0169 Low Oil Pressure Cut-Off Switch
502-0053 Elbow 45°
309-0196 Thermostat Switch (HATKO)
309-0195 Bracket (HATKO)

12.5JC-5DR/4771AA

Generator - 2006-0080
Control Code 440 (W.D.612-4794)
Code 477 (W.D.615-0376)
Engine - Spec AA
*141-0725 Carburetor (Gas)
309-0169 Low Oil Pressure Cut-Off Switch
502-0053 Elbow 45°
309-0196 Thermostat Switch (HATKO)
309-0195 Bracket (HATKO)

15.0JC-4XR/14270AA

Generator - 2006-0081
Control Code 440 (W.D.612-4794)
Code 478 (W.D.615-0377)
Engine - Spec AA
*140-0894 Carburetor Air Pre-Heater Kit

* - Refer to Accessory Section for Component Parts.
+ - See Engine Section for Optional Call outs.

MODEL DATA SECTION

15.0JC-4XR/14270AA (Continued)

- *403-0792 Skid Assembly
- 309-0169 Low Oil Pressure Cut-Off Switch
- 502-0053 Elbow 45°
- 309-0196 Thermostat Switch (HATKO)
- 309-0195 Bracket (HATKO)

15.0JC-4XR/14545AA

- Generator - 2006-0081
- Control Code 440 (W.D.612-4794)
- Code 480 (W.D.615-0381)
- Engine - Spec AA
- *141-0725 Carburetor (Gas)
- *403-0792 Skid Assembly
- 134-1805 Air Duct
- 134-1375 Plate
- 309-0169 Low Oil Pressure Cut-Off Switch
- 502-0053 Elbow 45°

15.0JC-4XR/14657AA

- Generator - 2006-0081
- Control Code 450 (W.D.612-4858)
- Code 480 (W.D.615-0381)
- Engine - Spec AA
- *141-0725 Carburetor (Gas)

15.0JC-4XR/14933AA

- Generator - 2006-0081
- Control Code 439 (W.D.612-4793)
- Code 480 (W.D.615-0381)
- Engine - Spec AA
- *140-0892 Carburetor Air Pre-Heater Kit
- *159-0760 Day Tank Assembly

15.0JC-4XR/15102AA

- Generator - 2006-0081
- Control Code 63 (W.D.612-1851)
- Code 467 (W.D.612-4997)
- Code 208 (W.D.625-0023)
- Code 32 (W.D.612-1543)
- Engine - Spec AA
- *141-0725 Carburetor (Gas)
- *405-1724 Housing Assembly
- 134-1805 Air Duct
- 155-0360 Muffler
- 155-0949 Flexible Exhaust Tube
- 140-0078 Mtg. Bands (2)
- 505-0043 Pipe Elbow
- 102-0549 Oil Base
- 309-0169 Low Oil Pressure Cut-Off Switch
- 502-0053 Elbow 45°
- 309-0206 Thermostat Switch (HATKO)
- 309-0195 Bracket (HATKO)

15.0JC-4XR/15019AA

- Generator - 2006-0081
- Control Code 63 (W.D.612-1851)
- Code 440 (W.D.612-4794)
- Code 32 (W.D.612-1543)

15.0JC-4XR/15019AA (Continued)

- Engine - Spec AA
- *140-0893 Carburetor Air Pre-Heater Kit
- *159-0799 Fuel Tank Assembly
- *405-1724 Housing Assembly
- 134-1805 Air Duct
- 140-0789 Heat Shield
- 133-0187 Hose Adapter
- 503-0458 Clamp
- 309-0169 Low Oil Pressure Cut-Off Switch
- 502-0053 Elbow 45°
- 155-0360 Muffler
- 155-0949 Flexible Exhaust Tube
- 140-0078 Mounting Bands (2)
- 505-0043 Pipe Elbow

15.0JC-4XR/15247AA

- Generator - 2006-0081
- Control - Code 446 (W.D.612-4848)
- Code 480 (W.D.615-0381)
- Engine - Spec AA
- *141-0725 Carburetor (Gas)
- 309-0169 Low Oil Pressure Cut-Off Switch
- 502-0053 Elbow 45°

15.0JC-4XR/15438AA

- Generator - 2006-0081
- Control Code 446 (W.D.612-4848)
- Code 480 (W.D.615-0381)
- Engine - Spec AA
- *141-0720 Carburetor (Gas-Gaso)
- 309-0169 Low Oil Pressure Cut-Off Switch
- 502-0053 Elbow 45°

15.0JC-4XR/15489AA

- Generator - 2006-0081
- Control Code 446 (W.D.612-4858)
- Code 480 (W.D.615-0381)
- Engine - Spec AA
- *141-0725 Carburetor (Gas)
- 309-0169 Low Oil Pressure Cut-Off Switch
- 502-0053 Elbow 45°
- 309-0171 Thermostat Switch (HATKO)
- 338-0337 Harness (HATKO)

15.0JC-4XR/15506AA

- Generator - 2006-0082
- Control Code 440 (W.D.612-4794)
- 478 (W.D.615-0377)
- Engine - Spec AA
- *141-0720 Carburetor (Gas-Gaso)
- 134-1805 Air Duct
- 134-1375 Plate
- 309-0169 Low Oil Pressure Cut-Off Switch
- 502-0053 Elbow 45°
- 309-0196 Thermostat Switch (HATKO)
- 309-0195 Bracket (HATKO)

15.0JC-4XR/15553AA

- Generator - 2006-0081
- Control Code 440 (W.D.612-4794)
- Code 478 (W.D.615-0377)
- Engine - Spec AA
- *141-0720 Carburetor (Gas-Gaso)
- 309-0169 Low Oil Pressure Cut-Off Switch
- 502-0053 Elbow 45°

15.0JC-4XR/15729AA

- Generator - 2006-0081
- Control Code 63 (W.D.612-1851)
- Code 451 (W.D.612-4860)
- Code 32 (W.D.612-1543)
- Engine - Spec AA
- *141-0725 Carburetor (Gas)
- *405-1422 Housing Assembly
- 134-1805 Air Duct
- 309-0169 Low Oil Pressure Cut-Off Switch
- 502-0053 Elbow 45°
- 309-0196 Thermostat Switch (HATKO)
- 309-0195 Bracket (HATKO)

15.0JC-4XR31/2681AA (Penn State)

- Generator - 2006-0081
- Control Code 439 (W.D.612-4793)
- Code 482 (W.D.615-0387)
- Engine - Spec AA
- *141-0725 Carburetor (Gas)
- 134-1805 Air Duct
- 134-1375 Plate

15.0JC-4XR31/6286U (Penn State)

- Generator - 15JC4XN1C
- Control Code 260 (W.D.612-3100)
- Code 212 (W.D.625-0423)
- Engine - Spec U
- *141-0725 Carburetor (Gas)
- 134-1810 Air Duct W/Shutter
- 309-0196 Thermostat Switch (HATKO)
- 309-0195 Bracket (HATKO)

15.0JC-4X131/12461AA (Penn State)

- Generator - 2006-0081
- Control Code 429 (W.D.612-4793)
- Code 482 (W.D.615-0387)
- Engine - Spec AA
- *141-0725 Carburetor (Gas)

15.0JC-4XR131/15111AA (Penn State)

- Generator - 2006-0081
- Control Code 446 (W.D.612-4848)
- Code 482 (W.D.615-0387)
- Engine - Spec AA
- *141-0725 Carburetor (Gas)
- 134-1805 Air Duct
- 134-1375 Plate
- 309-0169 Low Oil Pressure
- 502-0053 Elbow 45°

* - Refer to Accessory Section for Component Parts
 + - See Engine Section for Optional Call Outs.

MODEL DATA SECTION

401

15.0JC-4XR131/15357AA (Penn State)

Generator - 2006-0081
Control Code 445 (W.D.612-4844)
Code 482 (W.D.615-0387)
Engine - Spec AA
*141-0725 Carburetor (Gas)
134-1805 Air Duct
134-1375 Plate
309-0169 Low Oil Pressure
Cut-Off Switch
502-0053 Elbow 45°
309-0206 Thermostat Switch
(HATKO)
309-0195 Bracket (HATKO)

15.0JC-5DR/1092T

Generator - 15JC5DN1C
Control Code 67 (W.D.612-1870)
Code 149 (W.D.612-2657)
Code 212 (W.D.625-0423)
Code 32 (W.D.612-1543)
Engine - Spec T
*140-0893 Carburetor Air Pre-
Heater Kit
*405-1422 Housing Assembly
*159-0799 Fuel Tank Assembly
134-1805 Air Duct
140-0789 Heat Shield
133-0187 Hose Adapter
503-0458 Clamp

15.0JC-5DR/1092AA

Generator - 2006-0081
Control Code 67 (W.D.612-1870)
Code 439 (W.D.612-4793)
Code 32 (W.D.612-1543)
Engine - Spec AA
*140-0893 Carburetor Air Pre-
Heater Kit
*405-1422 Housing Assembly
*159-0799 Fuel Tank Assembly
134-1805 Air Duct
140-0789 Heat Shield
133-0187 Hose Adapter
503-0458 Clamp

15.0JC-5DR/2823T

Generator - 15JC5DN1C
Control Code 150 (W.D.612-2658)
Code 212 (W.D.625-0423)
Code 32 (W.D.612-1543)
Engine - Spec T
*140-0893 Carburetor Air Pre-
Heater Kit
*405-1421 Housing Assembly
134-1805 Air Duct
140-0789 Heat Shield
133-0187 Hose Adapter
503-0458 Clamp
309-0169 Low Oil Pressure
Cut-Off Switch
502-0053 Elbow 45°

15.0JC-5DR/3980U

Generator - 15JC5DN1C
Control Code 149 (W.D.612-2657)
Code 212 (W.D.625-0423)

15.0JC-5DR/3980U (Continued)

Engine - Spec U
*141-0725 Carburetor (Gas)

15.0JC-5DR/5652AA

Generator - 2006-0081
Control Code 67 (W.D.612-1870)
Code 439 (W.D.612-4793)
Code 32 (W.D.612-1543)
Engine - Spec AA
*140-0893 Carburetor Air
Pre-Heater Kit
*405-1724 Housing Assembly
*159-0799 Fuel Tank Assembly
134-1805 Air Duct
140-0789 Heat Shield
133-0187 Hose Adapter
503-0458 Clamp
155-0360 Muffler
155-0949 Flexible Exhaust Tube
140-0078 Mtg. Bands (2)
505-0043 Pipe Elbow

15.0JC-5DR/6569T

Generator - 15JC5DN1C
Control Code 150 (W.D.612-2658)
Code 208 (W.D.625-0023)
Code 190 (W.D.615-0243)

Engine - Spec T
*140-0893 Carburetor Air Pre-
Heater Kit
134-1805 Air Duct
140-0789 Heat Shield
133-0187 Hose Adapter
503-0458 Clamp
309-0169 Low Oil Pressure
Cut-Off Switch
502-0053 Elbow 45°
309-0196 Thermostat Switch
(HATKO)
309-0195 Bracket (HATKO)

15.0JC-5DR/6956U

Generator - 15JC5DN1C
Control Code 150 (W.D.612-2658)
Code 212 (W.D.625-0423)

Engine - Spec U
*141-0725 Carburetor (Gas)
134-1805 Air Duct
134-1375 Plate
309-0169 Low Oil Pressure
Cut-Off Switch
502-0053 Elbow 45°
309-0196 Thermostat Switch
(HATKO)
309-0195 Bracket (HATKO)

15.0JC-5DR/7595U

Generator - 15JC5DN1C
Control Code 150 (W.D.612-2658)
Code 212 (W.D.625-0423)

Engine - Spec U
*141-0725 Carburetor (Gas)
309-0169 Low Oil Pressure
Cut-Off Switch
502-0053 Elbow 45°

15.0JC-5DR/8100T

Generator - 15JC5DN1C
Control Code 149 (W.D.612-2657)
Code 212 (W.D.625-0423)
Engine - Spec T
*140-0892 Carburetor Air Pre-
Heater Kit

15.0JC-5DR/8375AA

Generator - 2006-0081
Control Code 34 (W.D.612-1556)
Code 439 (W.D.612-4793)
Code 32 (W.D.612-1543)
Engine - Spec AA
*140-0893 Carburetor Air Pre-
Heater Kit
*405-1422 Housing Assembly
*159-0799 Fuel Tank Assembly
134-1805 Air Duct
140-0789 Heat Shield
133-0187 Hose Adapter
503-0458 Clamp

15.0JC-5DR/8388T

Generator - 15JC5DN1C
Control Code 150 (W.D.612-2658)
Code 212 (W.D.625-0423)
Engine - Spec T
*140-0892 Carburetor Air Pre-
Heater Kit
309-0169 Low Oil Pressure Cut-
Off Switch
502-0053 Elbow 45°
309-0162 Thermostat Switch
(HATKO)
338-0337 Harness (HATKO)

15.0JC-5DR/8375AA

Generator - 2006-0081
Control Code 34 (W.D.612-1556)
Code 439 (W.D.612-4793)
Code 32 (W.D.612-1543)

Engine - Spec AA
*141-0893 Carburetor Air Pre-
Heater Kit
*405-1422 Housing Assembly
*159-0799 Fuel Tank Assembly
134-1805 Air Duct
140-0789 Heat Shield
133-0187 Hose Adapter
503-0458 Clamp

15.0JC-5DR/8389T

Generator - 15JC5DN1C
Control Code 149 (W.D.612-2657)
Code 212 (W.D.625-0423)
Engine - Spec T
*141-0720 Carburetor (Gas-Gaso)

15.0JC-5DR/8706AA

Generator - 2006-0081
Control Code 34 (W.D.612-1556)
Code 440 (W.D.612-4794)
Code 32 (W.D.612-1543)
Engine - Spec AA
*140-0893 Carburetor Air
Pre-Heater Kit

* - Refer to Accessory Section for Component Parts.

+ - See Engine Section for Optional Call Outs.

MODEL DATA SECTION

15.0JC-SDR/8706AA (Continued)

*405-1422 Housing Assembly
 134-1805 Air Duct
 140-0789 Heat Shield
 133-0187 Hose Adapter
 503-0458 Clamp
 309-0169 Low Oil Pressure
 Cut-Off Switch
 502-0053 Elbow 45°
 309-0196 Thermostat Switch
 (HATKO)
 309-0195 Bracket (HATKO)

15.0JC-SDR/8706T

Generator - 15JC5DN1C
 Control Code 34 (W.D.612-1556)
 Code 150 (W.D.612-2658)
 Code 212 (W.D.625-0423)
 Code 32 (W.D.612-1543)
 Engine - Spec T
 *140-0893 Carburetor Air Pre-
 Heater Kit
 *405-1422 Housing Assembly
 134-1805 Air Duct
 140-0789 Heat Shield
 133-0187 Hose Adapter
 503-0458 Clamp
 309-0169 Low Oil Pressure
 Cut-Off Switch
 502-0053 Elbow 45°
 309-0196 Thermostat Switch
 (HATKO)
 309-0195 Bracket (HATKO)

15.0JC-SDR/9234AA

Generator - 2006-0081
 Control Code 67 (W.D.612-1870)
 Code 439 (W.D.612-4793)
 Code 32 (W.D.612-1543)
 Engine - Spec AA
 *141-0725 Carburetor (Gas)
 405-1422 Housing Assembly
 134-1805 Air Duct

15.0JC-SDR/9616T

Generator - 15JC5DN1C
 Control Code 149 (W.D.612-2657)
 Code 212 (W.D.625-0423)
 Code 208 (W.D.625-0023)
 Code 32 (W.D.612-1543)
 Engine - Spec T
 *141-0720 Carburetor (Gas-Gaso)
 *405-1421 Housing Assembly
 102-0549 Oil Base
 134-1805 Air Duct

15.0JC-SDR/9801AA

Generator - 2006-0081
 Control Code 440 (W.D.612-4794)
 Code 477 (W.D.615-0376)
 Engine - Spec AA
 *141-0720 Carburetor (Gas-Gaso)
 102-0549 Oil Base
 309-0169 Low Oil Pressure
 Cut-Off Switch
 502-0053 Elbow 45°

15.0JC-SDR/11837U

Generator - 15JC3DN1C
 Control Code 149 (W.D.612-2657)
 Code 212 (W.D.625-0423)
 Engine - Spec U
 *141-0725 Carburetor (Gas)
 134-1805 Air Duct

15.0JC-SDR/11846U

Generator - 15RJC/471
 Control Code 212 (W.D.625-0423)
 Engine - Spec U
 *141-0725 Carburetor (Gas)
 *140-0733 Air Cleaner Assembly
 *148-0711 Regulator Bracket
 Assembly
 134-1882 Air Duct
 140-0740 Air Tube
 503-0698 Connecting Hose
 503-0365 Clamp (3)
 140-1009 Air Cleaner Adapter
 154-0751 Exhaust Manifold (2)
 149-0638 Fuel Pump Hole Cover
 134-1178 Grille
 309-0169 Low Oil Pressure
 Cut-Off Switch
 502-0053 Elbow 45°
 309-0196 Thermostat Switch
 (HATKO)
 309-0195 Bracket (HATKO)

15.0JC-SDR/12299AA

Generator - 2006-0081
 Control Code 34 (W.D.612-1556)
 Code 440 (W.D.612-4794)
 Code 32 (W.D.612-1543)
 Engine - Spec AA
 *141-0720 Carburetor (Gas-Gaso)
 *405-1422 Housing Assembly
 134-1805 Air Duct
 309-0169 Low Oil Pressure
 Cut-Off Switch
 502-0043 Elbow 45°

15.0JC-SDR/12382AA

Generator - 2006-0081
 Control Code 439 (W.D.612-4793)
 Code 477 (W.D.615-0376)
 Engine - Spec AA
 *141-0725 Carburetor (Gas)

15.0JC-SDR/12461AA

Generator - 2006-0081
 Control Code 439 (W.D.612-4793)
 Code 477 (W.D.615-0376)
 Engine - Spec AA
 *141-0725 Carburetor (Gas)

15.0JC-SDR/12512U

Generator - 15JC5DN1C
 Control Code 149 (W.D.612-2657)
 Code 212 (W.D.625-0423)
 Engine - Spec U
 *141-0725 Carburetor (Gas)
 309-0162 Thermostat Switch
 (HATKO)
 338-0337 Harness (HATKO)

15.0JC-SDR/12854U

Generator - 15JC/515
 Control Code 270 (W.D.612-3308)
 Code 215 (W.D.625-0496)
 Code 208 (W.D.625-0023)
 Code 214 (W.D.625-0477)
 Engine - Spec U
 *141-0725 Carburetor (Gas)
 134-1805 Air Duct
 102-0549 Oil Base
 309-0169 Low Oil Pressure
 Cut-Off Switch
 502-0053 Elbow 45°
 309-0196 Thermostat Switch
 (HATKO)
 309-0195 Bracket (HATKO)

15.0JC-SDR/12872U

Generator - 15JC5DN1C
 Control Code 34 (W.D.612-1556)
 Code 150 (W.D.612-2658)
 Code 212 (W.D.625-0423)
 Code 208 (W.D.625-0023)
 Code 32 (W.D.612-1543)
 Engine - Spec U
 *141-0725 Carburetor (Gas)
 *405-1424 Housing Assembly
 134-1810 Air Duct W/Shutter
 102-0549 Oil Base
 309-0169 Low Oil Pressure
 Cut-Off Switch
 502-0053 Elbow 45°

15.0JC-SDR/13099U

Generator - 15JC/489
 Control Code 399 (W.D.612-4422)
 Code 212 (W.D.625-0423)
 Code 190 (W.D.615-0243)
 Code 208 (W.D.625-0023)
 Engine - Spec U
 *141-0725 Carburetor (Gas)
 102-0549 Oil Base
 309-0169 Low Oil Pressure
 Cut-Off Switch
 502-0053 Elbow 45°
 309-0171 Thermostat Switch
 (HATKO)
 338-0337 Harness (HATKO)

15.0JC-SDR/13166AA

Generator - 2006-0081
 Control Code 439 (W.D.612-4793)
 Code 476A (W.D.615-0375)
 Engine - Spec AA
 *141-0725 Carburetor (Gas)

15.0JC-SDR/13178T

Generator - 15JC5DN1C
 Control Code 34 (W.D.612-1556)
 Code 150 (W.D.612-2658)
 Code 212 (W.D.625-0423)
 Code 208 (W.D.625-0023)
 Code 32 (W.D.612-1543)
 Engine - Spec T
 *140-0893 Carburetor Air Pre-
 Heater Kit
 *405-1424 Housing Assembly

* - Refer to Accessory Section for Component Parts

+ - See Engine Section for Optional Call Outs.

MODEL DATA SECTION

403

15.0JC-5DR/13178T (Continued)

*159-0799 Fuel Tank Assembly
134-1810 Air Duct W/Shutter
140-0789 Heat Shield
133-0187 Hose Adapter
503-0458 Clamp
102-0549 Oil Base
309-0169 Low Oil Pressure
Cut-Off Switch
502-0053 Elbow 45°
309-0196 Thermostat Switch
(HATKO)
309-0195 Bracket (HATKO)

15.0JC-5DR/13494U

Generator - 15JC/132
Control Code 159 (W.D.612-2735)
Code 212 (W.D.625-0423)
Code 208 (W.D.625-0023)
Engine - Spec U
*141-0725 Carburetor
134-1810 Air Duct W/Shutter
102-0549 Oil Base
309-0169 Low Oil Pressure
Cut-Off Switch
502-0053 Elbow 45°
309-0196 Thermostat Switch
(HATKO)
309-0195 Bracket (HATKO)

15.0JC-5DR/13572AA

Generator - 2006-0081
Control Code 439 (W.D.612-4793)
Code 477 (W.D.615-0376)
Engine - Spec AA
*141-0725 Carburetor (Gas)
134-1805 Air Duct
134-1375 Plate

15.0JC-5DR/13757U

Generator - 15JC/132
Control Code 34 (W.D.612-1556)
Code 159 (W.D.612-2735)
Code 212 (W.D.625-0423)
Code 32 (W.D.612-1543)
Engine - Spec U
*141-0725 Carburetor (Gas)
*405-1723 Housing Assembly
134-1805 Air Duct
155-0360 Muffler
155-0949 Flexible Exhaust
Tube
140-0078 Mtg. Bands (2)
505-0043 Pipe Elbow
309-0169 Low Oil Pressure
Cut-Off Switch
502-0053 Elbow 45°

15.0JC-5DR/14148AA

Generator - 2006-0081
Control Code 34 (W.D.612-1556)
Code 446 (W.D.612-4848)
Code 32 (W.D.612-1543)
Engine - Spec AA
*141-0725 Carburetor (Gas)
*405-1422 Housing Assembly
134-1805 Air Duct
309-0169 Low Oil Pressure
Cut-Off Switch

15.0JC-5DR/14148AA (Continued)

502-0053 Elbow 45°
309-0196 Thermostat Switch
(HATKO)
309-0195 Bracket (HATKO)

15.0JC-5DR/14156AA

Generator - 2006-0081
Control Code 34 (W.D.612-1556)
Code 445 (W.D.612-4844)
Code 208 (W.D.625-0023)
Code 32 (W.D.612-1543)

Engine - Spec AA

*141-0725 Carburetor (Gas)
*405-1724 Housing Assembly
134-1805 Air Duct
155-0360 Muffler
155-0949 Flexible Exhaust Tube
140-0078 Mounting Bands (2)
505-0043 Pipe Elbow
102-0549 Oil Base
309-0169 Low Oil Pressure
Cut-Off Switch
502-0043 Elbow 45°
309-0206 Thermostat Switch
(HATKO)
309-0195 Bracket (HATKO)

15.0JC-5DR/14591AA

Generator - 2006-0081
Control Code 67 (W.D.612-1870)
Code 439 (W.D.612-4793)
Code 32 (W.D.612-1543)

Engine - Spec AA

*140-0893 Carburetor Air Pre-
Heater Kit
*405-1724 Housing Assembly
*159-0760 Day Tank Assembly
134-1805 Air Duct
140-0789 Heat Shield
133-0187 Hose Adapter
503-0458 Clamp
155-0360 Muffler
155-0949 Flexible Exhaust Tube
140-0078 Mtg. Bands
505-0043 Pipe Elbow
309-0206 Thermostat Switch
(HATKO)
309-0195 Bracket (HATKO)

15.0JC-5DR/14715AA

Generator - 2006-0081
Control Code 34 (W.D.612-1556)
Code 446 (W.D.612-4848)
Code 208 (W.D.625-0023)
Code 32 (W.D.612-1543)

Engine - Spec AA

*140-0893 Carburetor Air Pre-
Heater Kit
*405-1724 Housing Assembly
*159-0799 Fuel Tank Assembly
134-1805 Air Duct
140-0798 Heat Shield
133-0187 Hose Adapter
503-0458 Clamp
155-0360 Muffler
155-0949 Flexible Exhaust Tube

15.0JC-5DR/14715AA (Continued)

140-0078 Mtg. Bands (2)
505-0043 Pipe Elbow
102-0549 Oil Base
309-0169 Low Oil Pressure
Cut-Off Switch
502-0053 Elbow 45°
309-0196 Thermostat Switch
(HATKO)
309-0195 Bracket (HATKO)

15.0JC-5DR/14734AA

Generator - 2006-0081
Control Code 34 (W.D.612-1556)
Code 446 (W.D.612-4848)
Code 208 (W.D.625-0023)
Code 32 (W.D.612-1543)

Engine - Spec AA

*140-0893 Carburetor Air Pre-
Heater Kit
*405-1424 Housing Assembly
*159-0799 Fuel Tank Assembly
134-1810 Air Duct W/Shutter
140-0789 Heat Shield
133-0187 Hose Adapter
503-0458 Clamp
102-0549 Oil Base
309-0169 Low Oil Pressure
Cut-Off Switch
502-0053 Elbow 45°
309-0196 Thermostat Switch
(HATKO)
309-0195 Bracket (HATKO)

15.0JC-5DR/14865AA

Generator - 2006-0081
Control Code 34 (W.D.612-1556)
Code 444 (W.D.612-4843)
Code 32 (W.D.612-1543)

Engine - Spec AA

*140-0893 Carburetor Air Pre-
Heater Kit
*405-1422 Housing Assembly
134-1805 Air Duct
140-0789 Heat Shield
133-0187 Hose Adapter
503-0458 Clamp
309-0169 Low Oil Pressure
Cut-Off Switch
502-0053 Elbow 45°

15.0JC-5DR/14889AA

Generator - 2006-0081
Control Code 34 (W.D.612-1556)
Code 451 (W.D.612-4860)
Code 208 (W.D.625-0023)
Code 32 (W.D.612-1543)

Engine - Spec AA

*140-0893 Carburetor Air Pre-
Heater Kit
*405-1724 Housing Assembly
*159-0799 Fuel Tank Assembly
134-1805 Air Duct
140-0789 Heat Shield
133-0187 Hose Adapter
503-0458 Clamp
155-0360 Muffler

* - Refer to Accessory Section for Component Parts.

+ - See Engine Section for Optional Call Outs.

MODEL DATA SECTION

15.0JC-5DR/14889AA (Continued)

155-0949 Flexible Exhaust Tube
140-0078 Mtg. Bands (2)
505-0043 Pipe Elbow
309-0169 Low Oil Pressure
Cut-Off Switch
502-0053 Elbow 45°
309-0206 Thermostat Switch
(HATKO)
309-0195 Bracket (HATKO)

15.0JC-5DR/15088AA

Generator - 2006-0081
Control Code 34 (W.D.612-1556)
Code 467 (W.D.612-4997)
Code 208 (W.D.625-0023)
Code 32 (W.D.612-1543)
Engine - Spec AA
*141-0725 Carburetor (Gas)
*405-1724 Housing Assembly
134-1805 Air Duct
155-0360 Muffler
155-0949 Flexible Exhaust Tube
140-0078 Mounting Bands
505-0043 Pipe Elbow
309-0169 Low Oil Pressure
Cut-Off Switch
502-0053 Elbow 45°
309-0206 Thermostat Switch
(HATKO)
309-0195 Bracket (HATKO)

15.0JC-5DR/15183AA

Generator - 2006-0081
Control Code (NONE)
Engine - Spec AA
*141-0725 Carburetor (Gas)
*140-1297 Air Cleaner Assembly
*149-0751 Regulator Assembly
134-1882 Air Duct
154-0751 Exhaust Manifold (2)
140-1009 Air Cleaner Adapter
149-0638 Fuel Pump Hole Cover
140-0740 Air Tube
402-0070 Control Mount (4)
301-3968 Control Bracket
503-0698 Connecting Hose
503-0274 Clamp (3)
305-0536 Voltage Regulator
309-0169 Low Oil Pressure
Cut-Off Switch
502-0053 Elbow 45°
309-0196 Thermostat Switch
(HATKO)
309-0195 Bracket (HATKO)

15.0JC-5DR/15472AA

Generator - 2006-0081
Control Code 444 (W.D.612-4843)
Code 477 (W.D.615-0376)
Code 208 (W.D.625-0023)
Engine - Spec AA
*141-0725 Carburetor (Gas)
134-1805 Air Duct
102-0549 Oil Base
309-0169 Low Oil Pressure
Cut-Off Switch

15.0JC-5DR/15472AA (Continued)

502-0053 Elbow 45°

15.0JC-5DR/15496AA

Generator - 2006-0081
Control Code 34 (W.D.612-1556)
Code 440 (W.D.612-4794)
Code 208 (W.D.625-0023)
Code 32 (W.D.612-1543)
Engine - Spec AA
*140-0893 Carburetor Air Pre-
Heater Kit
*405-1424 Housing Assembly
*159-0799 Fuel Tank Assembly
134-1810 Air Duct W/Shutter
140-0789 Heat Shield
133-0187 Hose Adapter
503-0458 Clamp
102-0549 Oil Base
309-0169 Low Oil Pressure Cut-
Off Switch
502-0053 Elbow 45°
309-0206 Thermostat Switch
(HATKO)
309-0195 Bracket (HATKO)

15.0JC-5DR/15501AA

Generator - 2006-0081
Control Code 439 (W.D.612-4793)
Code 477 (W.D.615-0376)
Code 208 (W.D.625-0023)
Engine Spec AA
*141-0725 Carburetor (Gas)
102-0549 Oil Base

15.0JC-5DR/15518AA

Generator - 2006-0081
Control Code 446 (W.D.612-4848)
Code 477 (W.D.615-0376)
Engine - Spec AA
*141-0720 Carburetor (Gas-Gaso)
*403-0792 Skid Assembly
416-0522 Battery Plate
309-0169 Low Oil Pressure
Cut-Off Switch
502-0053 Elbow 45°
309-0196 Thermostat Switch
(HATKO)
309-0195 Bracket (HATKO)

15.0JC-5DR31/9755U (Penn State)

Generator - 15JC5DN1C
Control Code 259 (W.D.612-3099)
Code 212 (W.D.625-0423)
Code 208 (W.D.625-0023)
Engine - Spec U
*141-0725 Carburetor (Gas)
134-1805 Air Duct
102-0549 Oil Base

15.0JC-5DR131/7512U

Generator - 15JC5DN1C
Control Code 259 (W.D.612-3099)
Code 212 (W.D.625-0423)
Engine - Spec U
*141-0725 Carburetor (Gas)

15.0JC-9XR/1AA

Generator - 2006-0155
Control Code 458 (W.D.612-4900)
Engine - Spec AA
*140-0894 Carburetor Air Pre-
Heater Kit

15.0JC-9XR/1593AA

Generator - 2006-0155
Control Code 455 (W.D.612-4891)
Engine Spec AA
*140-0894 Carburetor Air Pre-
Heater Kit
*159-0760 Day Tank Assembly
309-0169 Low Oil Pressure
Cut-Off Switch
502-0053 Elbow 45°
309-0196 Thermostat Switch
(HATKO)
309-0195 Bracket (HATKO)

15.0JC-9XR/8389T

Generator - 15JC9XN1C
Control Code 149 (W.D.612-2657)
Code 212 (W.D.625-0423)
Engine - Spec T
*141-0720 Carburetor (Gas-Gaso)

15.0JC-9XR/8389AA

Generator - 2006-0155
Control Code 458 (W.D.612-4900)
Engine - Spec AA
*141-0720 Carburetor (Gas-Gaso)

15.0JC-9XR/9791AA

Generator - 2006-0155
Control Code 455 (W.D.612-4891)
Code 208 (W.D.625-0023)
Code 32 (W.D.612-1543)
Engine - Spec AA
*140-0893 Carburetor Air Pre-
Heater Kit
*405-1723 Housing Assembly
*159-0799 Fuel Tank Assembly
134-1805 Air Duct
140-0789 Heat Shield
133-0187 Hose Adapter
503-0458 Clamp
102-0549 Oil Base
155-0360 Muffler
155-0949 Flexible Exhaust Tube
140-0078 Mounting Bands (2)
505-0043 Pipe Elbow
309-0169 Low Oil Pressure
Cut-Off Switch
502-0053 Elbow 45°
309-0196 Thermostat Switch
(HATKO)
309-0195 Bracket (HATKO)

15.0JC-9XR/11814AA

Generator - 2006-0155
Control Code 464 (W.D.612-4918)
Code 481 (W.D.615-0383)
Engine - Spec AA
*141-0725 Carburetor (Gas)

* - Refer to Accessory Section for Component Parts.
+ - See Engine Section for Optional Call Outs.

MODEL DATA SECTION

405

15.0JC-9XR/11814AA (Continued)

309-0169 Low Oil Pressure
Cut-Off Switch
502-0053 Elbow 45°
309-0206 Thermostat Switch
(HATKO)
309-0195 Bracket (HATKO)

15.0JC-9XR/12212AA

Generator - 2006-0155
Control Code 455 (W.D.612-4891)
Engine - Spec AA
*141-0725 Carburetor (Gas)
*403-0792 Skid Assembly
134-1805 Air Duct
134-1375 Plate
309-0169 Low Oil Pressure
Cut-Off Switch
502-0053 Elbow 45°
309-0196 Thermostat Switch
(HATKO)
309-0195 Bracket (HATKO)

15.0JC-9XR/13123AA

Generator - 2006-0155
Control Code 469 (W.D.612-5053)
Code 481 (W.D.615-0383)
Engine - Spec AA
*141-0725 Carburetor (Gas)
309-0169 Low Oil Pressure
Cut-Off Switch
502-0053 Elbow 45°
309-0196 Thermostat Switch
(HATKO)
309-0195 Bracket (HATKO)

15.0JC-9XR/13123U

Generator - 15JC/127
Control Code 159 (W.D.612-2735)
212 (W.D.625-0423)
374 (W.D.615-0345)
Engine - Spec U
*141-0725 Carburetor (Gas)
309-0169 Low Oil Pressure
Cut-Off Switch
502-0053 Elbow 45°
309-0196 Thermostat Switch
(HATKO)
309-0195 Bracket (HATKO)

15.0JC-9XR/13131U

Generator - 15JC/127
Control Code 419 (W.D.612-4630)
Code 212 (W.D.625-0423)
Code 374 (W.D.615-0345)
Code 208 (W.D.625-0023)
Engine - Spec U
*141-0725 Carburetor (Gas)
154-1224 Intake Manifold
148-0367 Vacuum Switch
502-0053 Vacuum Switch Elbow
505-0098 Vacuum Switch Nipple
134-1805 Air Duct
102-0549 Oil Base
309-0169 Low Oil Pressure
Cut-Off Switch

15.0JC-9XR/13131U (Continued)

502-0053 Elbow 45°
309-0206 Thermostat Switch
(HATKO)
309-0195 Bracket (HATKO)

15.0JC-9XR/13131AA

Generator - 2006-0155
Control Code 454 (W.D.612-4893)
Code 481 (W.D.615-0383)
Code 208 (W.D.625-0023)
Engine - Spec AA
*141-0725 Carburetor (Gas)
154-1224 Intake Manifold
148-0367 Vacuum Switch
502-0053 Vacuum Switch Elbow
505-0098 Vacuum Switch Nipple
102-0549 Oil Base
309-0169 Low Oil Pressure
Cut-Off Switch
502-0053 Elbow 45°
134-1805 Air Duct
309-0196 Thermostat Switch
(HATKO)
309-0195 Bracket (HATKO)

15.0JC-9XR/13526U

Generator - 15JC/538
Control Code 441 (W.D.612-4803)
Code 215 (W.D.625-0496)
Code 374 (W.D.615-0345)
Engine - Spec U
*141-0725 Carburetor (Gas)
154-1224 Intake Manifold
148-0367 Vacuum Switch
502-0053 Vacuum Switch Elbow
505-0098 Vacuum Switch Nipple
309-0169 Low Oil Pressure
Cut-Off Switch
502-0053 Elbow 45°
309-0171 Thermostat Switch
(HATKO)
338-0337 Harness (HATKO)

15.0JC-9XR/13750U

Generator - 15JC/127
Control Code 419 (W.D.612-4630)
Code 212 (W.D.625-0423)
Code 374 (W.D.615-0345)
Code 208 (W.D.625-0023)

Engine - Spec U

*141-0725 Carburetor (Gas)
154-1224 Intake Manifold
148-0367 Vacuum Switch
502-0053 Vacuum Switch Elbow
505-0098 Vacuum Switch Nipple
309-0169 Low Oil Pressure
Cut-Off Switch
502-0053 Elbow 45°
309-0171 Thermostat Switch
(HATKO)
338-0337 Harness (HATKO)

15.0JC-9XR/14242AA

Generator - 2006-0155
Control Code 457 (W.D.612-4899)

15.0JC-9XR/14242AA (Continued)

Code 481 (W.D.615-0383)
Engine - Spec AA
*141-0725 Carburetor (Gas)
154-1224 Intake Manifold
148-0367 Vacuum Switch
502-0053 Vacuum Switch Elbow
505-0098 Vacuum Switch Nipple
309-0169 Low Oil Pressure
Cut-Off Switch
502-0053 Elbow 45°
309-0206 Thermostat Switch
(HATKO)
309-0195 Bracket (HATKO)

15.0JC-9XR/14308AA

Generator - 2006-0155
Control Code 459 (W.D.612-4905)
Code 281 (W.D.615-0383)
Engine - Spec AA
*141-0725 Carburetor (Gas)
154-1224 Intake Manifold
148-0367 Vacuum Switch
502-0053 Vacuum Switch Elbow
505-0098 Vacuum Switch Nipple
134-1805 Air Duct
134-1375 Plate
309-0169 Low Oil Pressure
Cut-Off Switch
502-0053 Elbow 45°
309-0196 Thermostat Switch
(HATKO)
309-0195 Bracket (HATKO)

15.0JC-9XR/15274AA

Generator - 2006-0155
Control Code 457 (W.D.612-4899)
Engine - Spec AA
*141-0725 Carburetor (Gas)
154-1224 Intake Manifold
148-0367 Vacuum Switch
502-0053 Vacuum Switch Elbow
505-0098 Vacuum Switch Nipple
309-0169 Low Oil Pressure
Cut-Off Switch
502-0053 Elbow 45°
309-0206 Thermostat Switch
(HATKO)
309-0195 Bracket (HATKO)

15.0JC-18R/1AA

Generator - 2006-0081
Control Code 439 (W.D.612-4793)
Engine - Spec AA
*140-0894 Carburetor Air
PreHeater Kit

15.0JC-18R/7AA

Generator - 2006-0081
Control Code 439 (W.D.612-4793)
Code 32 (W.D.612-1543)
Engine - Spec AA
*140-0893 Carburetor Air Pre-
Heater Kit
*405-1421 Housing Assembly
134-1805 Air Duct

* - Refer to Accessory Section for Component Parts
+ - See Engine Section for Optional Call Outs.

MODEL DATA SECTION

15.0JC-18R/7AA (Continued)

140-0789 Heat Shield
133-0187 Hose Adapter
503-0458 Clamp

15.0JC-18R/12AA

Generator - 2006-0081
Control Code 439 (W.D.612-4793)
Engine - Spec AA
*141-0720 Carburetor (Gas-Gaso)

15.0JC-18R/13AA

Generator - 2006-0081
Control Code 439 (W.D.612-4793)
Engine - Spec AA
*141-0725 Carburetor (Gas)

15.0JC-18R/55AA

Generator - 2006-0081
Control Code 440 (W.D.612-4794)
Engine - Spec AA
*141-0720 Carburetor (Gas-Gaso)
309-0169 Low Oil Pressure
Cut-Off Switch
502-0053 Elbow 45°

15.0JC-18R/316AA

Generator - 2006-0081
Control Code 439 (W.D.612-4793)
Engine - Spec AA
*140-0894 Carburetor Air Pre-Heater Kit
*159-0760 Day Tank Assembly

15.0JC-18R/1018AA

Generator - 2006-0081
Control Code 439 (W.D.612-4793)
Code 32 (W.D.612-1543)
Engine - Spec AA
*141-0720 Carburetor (Gas-Gaso)
*405-1421 Housing Assembly
134-1805 Air Duct

15.0JC-18R/1041AA

Generator - 2006-0081
Control Code 439 (W.D.612-4793)
Code 32 (W.D.612-1543)
Engine - Spec AA
*140-0893 Carburetor Air Pre-Heater Kit
*405-1421 Housing Assembly
*159-0799 Fuel Tank Assembly
134-1805 Air Duct
140-1789 Heat Shield
133-0187 Hose Adapter
503-0458 Clamp

15.0JC-18R/1282AA

Generator - 2006-0081
Control Code 440 (W.D.612-4794)
Engine - Spec AA
*141-0720 Carburetor (Gas-Gaso)
309-0169 Low Oil Pressure
Cut-Off Switch
502-0053 Elbow 45°
309-0196 Thermostat Switch
(HATKO)
309-0195 Bracket (HATKO)

15.0JC-18R/2123AA

Generator - 2006-0081
Control Code 440 (W.D.612-4794)
Code 32 (W.D.612-1543)
Engine - Spec AA
*140-0893 Carburetor Air Pre-Heater Kit
*405-1421 Housing Assembly
*159-0799 Fuel Tank Assembly
134-1805 Air Duct
140-0789 Heat Shield
133-0187 Hose Adapter
503-0458 Clamp
309-0169 Low Oil Pressure
Cut-Off Switch
502-0053 Elbow 45°

15.0JC-18R/2198AA

Generator - 2006-0081
Control Code 440 (W.D.612-4794)
Engine - Spec AA
*140-0894 Carburetor Air Pre-Heater Kit
309-0169 Low Oil Pressure
Cut-Off Switch
502-0053 Elbow 45°
309-0196 Thermostat Switch
(HATKO)
309-0195 Bracket (HATKO)

15.0JC-18R/2219AA

Generator - 2006-0081
Control Code 440 (W.D.612-4794)
Engine - Spec AA
*140-0893 Carburetor Air Pre-Heater Kit
134-1805 Air Duct
134-1375 Plate
140-0789 Heat Shield
133-0187 Hose Adapter
503-0458 Clamp
309-0169 Low Oil Pressure
Cut-Off Switch
502-0053 Elbow 45°

15.0JC-18R/2442AA

Generator - 2006-0081
Control Code 439 (W.D.612-4793)
Engine - Spec AA
*141-0720 Carburetor (Gas-Gaso)
134-1805 Air Duct
134-1375 Plate

15.0JC-18R/2468AA

Generator - 2006-0081
Control Code 439 (W.D.612-4793)
Engine - Spec AA
*140-0893 Carburetor Air Pre-Heater Kit
134-1805 Air Duct
134-1375 Plate
140-0789 Heat Shield
133-0187 Hose Adapter
503-0458 Clamp

15.0JC-18R/2669AA

Generator - 2006-0081
Control Code 439 (W.D.612-4793)
Engine - Spec AA
*140-0893 Carburetor Air Pre-Heater Kit
*159-0760 Day Tank Assembly
134-1805 Air Duct
134-1375 Plate
140-0789 Heat Shield
133-0187 Hose Adapter

15.0JC-18R/2731AA

Generator - 2006-0081
Control Code 440 (W.D.612-4794)
Engine - Spec AA
*141-0720 Carburetor (Gas-Gaso)
134-1805 Air Duct
134-1375 Plate
309-0169 Low Oil Pressure
Cut-Off Switch
502-0053 Elbow 45°

15.0JC-18R/3098AA

Generator - 2006-0081
Control Code 440 (W.D.612-4794)
Engine - Spec AA
*141-0720 Carburetor (Gas-Gaso)
134-1805 Air Duct
134-1375 Plate
309-0169 Low Oil Pressure
Cut-Off Switch
502-0053 Elbow 45°
309-0196 Thermostat Switch
(HATKO)
309-0195 Bracket (HATKO)

15.0JC-18R/3980AA

Generator - 2006-0081
Control Code 439 (W.D.612-4793)
Engine - Spec AA
*141-0725 Carburetor (Gas)

15.0JC-18R/6153AA

Generator - 2006-0081
Control Code 440 (W.D.612-4794)
Engine - Spec AA
*140-0893 Carburetor Air Pre-Heater Kit
134-1810 Air Duct W/Shutter
140-0789 Heat Shield
133-0187 Hose Adapter
503-0458 Clamp
309-0169 Low Oil Pressure
Cut-Off Switch
502-0053 Elbow 45°
309-0196 Thermostat Switch
(HATKO)
309-0195 Bracket (HATKO)

15.0JC-18R/6241AA

Generator - 2006-0081
Control Code 446 (W.D.612-4848)
Engine - Spec AA
*140-0893 Carburetor Air Pre-Heater Kit
134-1810 Air Duct W/Shutter

* - Refer to Accessory Section for Component Parts.

+ - See Engine Section for Optional Call Outs.

MODEL DATA SECTION

407

15.0JC-18R/6241AA (Continued)

309-0169 Low Oil Pressure
Cut-Off Switch
502-0053 Elbow 45°
309-0196 Thermostat Switch
(HATKO)
309-0195 Bracket (HATKO)

15.0JC-18R/6893AA

Generator - 2006-0081
Control Code 440 (W.D.612-4794)
Code 32 (W.D.612-1543)
Engine - Spec AA
*140-0893 Carburetor Air Pre-
Heater Kit
*405-1423 Housing Assembly
134-1810 Air Duct W/Shutter
140-0789 Heat Shield
133-0187 Hose Adapter
503-0458 Clamp
309-0169 Low Oil Pressure
Cut-Off Switch
502-0053 Elbow 45°
309-0196 Thermostat Switch
(HATKO)
309-0195 Bracket (HATKO)

15.0JC-18R/6956AA

Generator - 2006-0081
Control Code 440 (W.D.612-4794)
Engine - Spec AA
*141-0725 Carburetor (Gas)
134-1805 Air Duct
134-1375 Plate
309-0169 Low Oil Pressure
Cut-Off Switch
502-0053 Elbow 45°
309-0196 Thermostat Switch
(HATKO)
309-0195 Bracket (HATKO)

15.0JC-18R/7512AA

Generator - 2006-0081
Control Code 439 (W.D.612-4793)
Engine - Spec AA
*141-0725 Carburetor (Gas)

15.0JC-18R/7595AA

Generator - 2006-0081
Control Code 440 (W.D.612-4794)
Engine - Spec AA
*141-0725 Carburetor (Gas)
309-0169 Low Oil Pressure
Cut-Off Switch
502-0053 Elbow 45°

15.0JC-18R/8100AA

Generator - 2006-0081
Control Code 439 (W.D.612-4793)
Engine - Spec AA
*140-0892 Carburetor Air Pre-
Heater Kit

15.0JC-18R/8347AA

Generator - 2006-0081
Control Code 439 (W.D.612-4793)

15.0JC-18R/8347AA (Continued)

Engine - Spec AA
*140-0894 Carburetor Air Pre-
Heater Kit
*403-0792 Skid Assembly

15.0JC-18R/8388AA

Generator - 2006-0081
Control Code 440 (W.D.612-4794)
Engine - Spec AA
*140-0892 Carburetor Air Pre-
Heater Kit
309-0169 Low Oil Pressure
Cut-Off Switch
502-0053 Elbow 45°
309-0162 Thermostat Switch
(HATKO)
338-0337 Harness (HATKO)

15.0JC-18R/8389AA

Generator - 2006-0081
Control Code 439 (W.D.612-4793)
Engine - Spec AA
*141-0720 Carburetor (Gas-Gaso)

15.0JC-18R/8525AA

Generator - 2006-0081
Control Code 440 (W.D.612-4794)
Engine - Spec AA
*141-0720 Carburetor (Gas-Gaso)
309-0169 Low Oil Pressure
Cut-Off Switch
502-0053 Elbow 45°

15.0JC-18R/8561AA

Generator - 2006-0081
Control Code 440 (W.D.612-4794)
Engine - Spec AA
*141-0720 Carburetor (Gas-Gaso)
309-0169 Low Oil Pressure
Cut-Off Switch
502-0053 Elbow 45°
309-0162 Thermostat Switch
(HATKO)
338-0337 Harness (HATKO)

15.0JC-18R/8675AA

Generator - 2006-0081
Control Code 439 (W.D.612-4793)
Code 32 (W.D.612-1543)
Engine - Spec AA
*141-0720 Carburetor (Gas-Gaso)
*405-1422 Housing Assembly
134-1805 Air Duct
301-1195 Meter Panel (Blank)

15.0JC-18R/9220AA

Generator - 2006-0081
Control Code 446 (W.D.612-4848)
Engine - Spec AA
*140-0892 Carburetor Air Pre-
Heater Kit
309-0169 Low Oil Pressure
Cut-Off Switch
502-0053 Elbow 45°
309-0162 Thermostat Switch
(HATKO)

15.0JC-18R/9220AA (Continued)

338-0337 Harness (HATKO)

15.0JC-18R/9269AA

Generator - 2006-0081
Control Code 439 (W.D.612-4793)
Code 32 (W.D.612-1543)
Engine - Spec AA
*141-0725 Carburetor (Gas)
*405-1421 Housing Assembly
134-1805 Air Duct

15.0JC-18R/9549AA

Generator - 2006-0081
Control Code 439 (W.D.612-4793)
Code 32 (W.D.625-0023)
Engine - Spec AA
*141-0720 Carburetor (Gas-Gaso)
102-0549 Oil Base

15.0JC-18R/9582AA

Generator - 2006-0081
Control Code 439 (W.D.612-4793)
Code 208 (W.D.625-0023)
Code 32 (W.D.612-1543)
Engine - Spec AA
*140-0893 Carburetor Air Pre-
Heater Kit
*405-1421 Housing Assembly
*159-0799 Fuel Tank Assembly
134-1805 Air Duct
140-0789 Heat Shield
133-0187 Hose Adapter
503-0458 Clamp
102-0549 Oil Base

15.0JC-18R/9597AA

Generator - 2006-0081
Control Code 439 (W.D.612-4793)
Code 208 (W.D.625-0023)
Engine - Spec AA
*141-0720 Carburetor (Gas-Gaso)
134-1805 Air Duct
134-1375 Plate
102-0549 Oil Base

15.0JC-18R/9582AA

Generator - 2006-0081
Control Code 439 (W.D.612-4793)
Code 208 (W.D.625-0023)
Code 32 (W.D.612-1543)
Engine - Spec AA
*140-0893 Carburetor Air Pre-
Heater Kit
*405-1421 Housing Assembly
*159-0799 Fuel Tank Assembly
134-1805 Air Duct
140-0789 Heat Shield
133-0187 Hose Adapter
503-0458 Clamp
102-0549 Oil Base

15.0JC-18R/9616AA

Generator - 2006-0081
Control Code 439 (W.D.612-4793)
Code 208 (W.D.625-0023)
Code 32 (W.D.612-1543)

* - Refer to Accessory Section for Component Parts.
+ - See Engine Section for Optional Call Outs.

MODEL DATA SECTION

15.OJC-18R/9616AA (Continued)

Engine - Spec AA
 *141-0720 Carburetor (Gas-Gaso)
 *405-1421 Housing Assembly
 134-1805 Air Duct
 102-0549 Oil Base

15.OJC-18R/9645AA

Generator - 2006-0081
 Control Code 439 (W.D.612-4793)
 Code 32 (W.D.612-1543)
 Engine - Spec AA
 *141-0725 Carburetor (Gas)
 *405-1723 Housing Assembly
 134-1805 Air Duct
 155-0360 Muffler
 155-0949 Flexible Exhaust Tube
 140-0078 Mounting Bands (2)
 505-0043 Pipe Elbow

15.OJC-18R/9788AA

Generator - 2006-0081
 Control Code 439 (W.D.612-4793)
 Code 208 (W.D.625-0023)
 Code 32 (W.D.612-1543)
 Engine - Spec AA
 *140-0893 Carburetor Air Pre-Heater Kit
 *405-1723 Housing Assembly
 *159-0799 Fuel Tank Assembly
 102-0549 Oil Base
 134-1805 Air Duct
 140-0789 Heat Shield
 133-0187 Hose Adapter
 503-0458 Clamp
 155-0360 Muffler
 155-0949 Flexible Exhaust Tube
 140-0078 Mounting Bands (2)
 505-0043 Pipe Elbow

15.OJC-18R/9791AA

Generator - 2006-0081
 Control Code 440 (W.D.612-4794)
 Code 208 (W.D.625-0023)
 Code 32 (W.D.612-1543)
 Engine - Spec AA
 *140-0893 Carburetor Air Pre-Heater Kit
 *405-1723 Housing Assembly
 *159-0799 Fuel Tank Assembly
 134-1805 Air Duct
 140-0789 Heat Shield
 133-0187 Hose Adapter
 503-0458 Clamp
 155-0360 Muffler
 155-0949 Flexible Exhaust Tube
 140-0078 Mounting Bands (2)
 505-0043 Pipe Elbow
 102-0549 Oil Base
 309-0169 Low Oil Pressure Cut-Off Switch
 502-0053 Elbow 45°
 309-0196 Thermostat Switch (HATKO)
 309-0195 Bracket (HATKO)

15.OJC-18R/9863AA

Generator - 2006-0081
 Control Code 439 (W.D.612-4793)
 Code 208 (W.D.625-0023)
 Engine - Spec AA
 *141-0720 Carburetor (Gas-Gaso)
 102-0549 Oil Base

15.OJC-18R/9865AA

Generator - 2006-0081
 Control Code 440 (W.D.612-4794)
 Engine - Spec AA
 *140-0893 Carburetor Air Pre-Heater Kit
 *403-0792 Skid Assembly
 134-1805 Air Duct
 134-1375 Plate
 140-0789 Heat Shield
 133-0187 Hose Adapter
 503-0458 Clamp
 309-0169 Low Oil Pressure Cut-Off Switch
 502-0053 Elbow 45°

15.OJC-18R/10258AA

Generator - 2006-0081
 Control Code 439 (W.D.612-4793)
 Code 208 (W.D.625-0023)
 Engine - Spec AA
 *140-0893 Carburetor Air Pre-Heater Kit
 134-1805 Air Duct
 134-1375 Plate
 102-0549 Oil Base

15.OJC-18R/10361AA

Generator - 2006-0081
 Control Code 439 (W.D.612-4793)
 Code 32 (W.D.612-1543)
 Engine - Spec AA
 *141-0720 Carburetor (Gas-Gaso)
 *405-1723 Housing Assembly
 134-1805 Air Duct
 155-0360 Muffler
 155-0949 Flexible Exhaust Tube
 140-0078 Mounting Bands (2)
 505-0043 Pipe Elbow

15.OJC-18R/10718AA

Generator - 2006-0081
 Control Code 440 (W.D.612-4794)
 Code 208 (W.D.625-0023)
 Engine - Spec AA
 *141-0720 Carburetor (Gas-Gaso)
 134-1805 Air Duct
 134-1375 Plate
 102-0549 Oil Base
 309-0169 Low Oil Pressure Cut-Off Switch
 502-0053 Elbow 45°
 309-0196 Thermostat Switch (HATKO)
 309-0195 Bracket (HATKO)

15.OJC-18R/10888AA

Generator - 2006-0081

15.OJC-18R/10888AA (Continued)

Control Code 439 (W.D.612-4793)
 Code 208 (W.D.625-0023)
 Code 32 (W.D.612-1543)
 Engine - Spec AA
 *141-0720 Carburetor (Gas-Gaso)
 *405-1421 Housing Assembly
 *159-0799 Fuel Tank Assembly
 134-1805 Air Duct
 102-0549 Oil Base

15.OJC-18R/11106AA

Generator - 2006-0081
 Control Code 440 (W.D.612-4794)
 Engine - Spec AA
 *141-0720 Carburetor (Gas-Gaso)
 *403-0792 Skid Assembly
 134-1805 Air Duct
 134-1375 Plate
 309-0169 Low Oil Pressure Cut-Off Switch
 502-0053 Elbow 45°
 309-0196 Thermostat Switch (HATKO)
 309-0195 Bracket (HATKO)

15.OJC-18R/11365AA

Generator - 2006-0081
 Control Code 440 (W.D.612-4794)
 Code 208 (W.D.625-0023)
 Engine - Spec AA
 *141-0720 Carburetor (Gas-Gaso)
 102-0549 Oil Base
 309-0169 Low Oil Pressure Cut-Off Switch
 502-0053 Elbow 45°
 309-0162 Thermostat Switch (HATKO)
 338-0337 Harness (HATKO)

15.OJC-18R/11783AA

Generator - 2006-0081
 Control Code 440 (W.D.612-4794)
 Engine - Spec AA
 *141-0725 Carburetor (Gas)
 309-0169 Low Oil Pressure Cut-Off Switch
 502-0053 Elbow 45°
 309-0196 Thermostat Switch (HATKO)
 309-0195 Bracket (HATKO)

15.OJC-18R/11784AA

Generator - 2006-0081
 Control Code 440 (W.D.612-4794)
 Engine - Spec AA
 *141-0725 Carburetor (Gas)
 134-1805 Air Duct
 134-1375 Plate
 309-0169 Low Oil Pressure Cut-Off Switch
 502-0053 Elbow 45°
 309-0196 Thermostat Switch (HATKO)
 309-0195 Bracket (HATKO)

* - Refer to Accessory Section for Component Parts.
 + - See Engine Section for Optional Call Outs.

MODEL DATA SECTION

409

15.0JC-18R/11813AA

Generator - 2006-0081
Control Code 446 (W.D.612-4848)
Engine - Spec AA
*141-0725 Carburetor (Gas)
134-1805 Air Duct
134-1375 Plate
309-0169 Low Oil Pressure
Cut-Off Switch
502-0053 Elbow 45°
309-0196 Thermostat Switch
(HATKO)
309-0195 Bracket (HATKO)

15.0JC-18R/11822AA

Generator - 2006-0081
Control Code 439 (W.D.612-4793)
Code 208 (W.D.625-0023)
Code 32 (W.D.612-1543)
Engine - Spec AA
*141-0725 Carburetor (Gas)
*405-1723 Housing Assembly
102-0549 Oil Base
134-1805 Air Duct
155-0360 Muffler
155-0949 Flexible Exhaust Tube
140-0078 Mounting Bands (2)
505-0043 Pipe Elbow

15.0JC-18R/11830AA

Generator - 2006-0081
Control Code 439 (W.D.612-4793)
Code 208 (W.D.625-0023)
Code 32 (W.D.612-1543)
Engine - Spec AA
*141-0725 Carburetor (Gas)
*405-1421 Housing Assembly
134-1805 Air Duct
102-0549 Oil Base

15.0JC-18R/11837AA

Generator - 2006-0081
Control Code 439 (W.D.612-4793)
Engine - Spec AA
*141-0725 Carburetor (Gas)
134-1805 Air Duct
134-1375 Plate

15.0JC-18R/11844AA

Generator - 2006-0081
Control Code 439 (W.D.612-4793)
Engine - Spec AA
*141-0725 Carburetor (Gas)

15.0JC-18R/11884AA

Generator - 2006-0081
Control Code 440 (W.D.612-4794)
Code 208 (W.D.625-0023)
Code 32 (W.D.612-1543)
Engine - Spec AA
*140-0893 Carburetor Air Pre-
Heater Kit
*405-1421 Housing Assembly
134-1805 Air Duct
140-0789 Heat Shield
133-0187 Hose Adapter
503-0458 Clamp

15.0JC-18R/11884AA (Continued)

102-0549 Oil Base
309-0169 Low Oil Pressure
Cut-Off Switch
502-0053 Elbow 45°

15.0JC-18R/11891AA

Generator - 2006-0081
Control Code 439 (W.D.612-4793)
Code 32 (W.D.612-1543)
Engine - Spec AA
*141-0725 Carburetor (Gas)
*405-1723 Housing Assembly
134-1805 Air Duct
155-0360 Muffler
155-0949 Flexible Exhaust Tube
140-0078 Mounting Bands (2)
505-0043 Elbow 45°

15.0JC-18R/11914AA

Generator - 2006-0081
Control Code 454 (W.D.612-4883)
Engine - Spec AA
*141-0725 Carburetor (Gas)
154-1224 Intake Manifold
148-0367 Vacuum Switch
502-0053 Vacuum Switch Elbow
505-0098 Vacuum Switch Nipple

15.0JC-18R/11917AA

Generator - 2006-0081
Control Code 439 (W.D.612-4793)
Engine - Spec AA
*141-0725 Carburetor (Gas)
134-1805 Air Duct
134-1375 Plate

15.0JC-18R/11949AA

Generator - 2006-0081
Control Code 440 (W.D.612-4794)
Code 32 (W.D.612-1543)
Engine - Spec AA
*141-0725 Carburetor (Gas)
*405-1723 Housing Assembly
134-1805 Air Duct
155-0360 Muffler
155-0949 Flexible Exhaust Tube
140-0078 Mtg. Bands (2)
505-0043 Pipe Elbow
309-0169 Low Oil Pressure
Cut-Off Switch
502-0053 Elbow 45°

15.0JC-18R/11950AA

Generator - 2006-0081
Control Code 440 (W.D.612-4794)
Engine - Spec AA
*141-0725 Carburetor (Gas)
309-0169 Low Oil Pressure
Cut-Off Switch
502-0053 Elbow 45°
309-0196 Thermostat Switch
(HATKO)
309-0195 Bracket (HATKO)

15.0JC-18R/11996AA

Generator - 2006-0081

15.0JC-18R/11996AA (Continued)

Control Code 440 (W.D.612-4794)
Engine - Spec AA
*141-0725 Carburetor (Gas)
309-0169 Low Oil Pressure
Cut-Off Switch
502-0053 Elbow 45°

15.0JC-18R/12025AA

Generator - 2006-0081
Control Code 440 (W.D.612-4794)
Code 32 (W.D.612-1543)
Engine - Spec AA
*141-0725 Carburetor (Gas)
*405-1423 Housing Assembly
134-1810 Air Duct W/Shutter
102-0549 Oil Base
309-0169 Low Oil Pressure
Cut-Off Switch
502-0053 Elbow 45°
309-0196 Thermostat Switch
(HATKO)
309-0195 Bracket (HATKO)

15.0JC-18R/12037AA

Generator - 2006-0081
Control Code 440 (W.D.612-4794)
Engine - Spec AA
*141-0725 Carburetor (Gas)
309-0169 Low Oil Pressure
502-0053 Elbow 45°
309-0162 Thermostat Switch
(HATKO)
338-0337 Harness (HATKO)

15.0JC-18R/12042AA

Generator - 2006-0081
Control Code 440 (W.D.612-4794)
Engine - Spec AA
*141-0725 Carburetor (Gas)
309-0169 Low Oil Pressure
Cut-Off Switch
502-0053 Elbow 45°
309-0162 Thermostat Switch
(HATKO)
338-0337 Harness (HATKO)

15.0JC-18R/12064AA

Generator - 2006-0081
Control Code 439 (W.D.612-4793)
Code 208 (W.D.625-0023)
Code 32 (W.D.612-1543)
Engine - Spec AA
*141-0725 Carburetor (Gas)
*405-1423 Housing Assembly
134-1810 Air Duct
102-0549 Oil Base

15.0JC-18R/12167AA

Generator - 2006-0081
Control Code 440 (W.D.612-4794)
Code 32 (W.D.612-1543)
Engine - Spec AA
*141-0725 Carburetor (Gas)
*405-1421 Housing Assembly
134-1805 Air Duct
309-0169 Low Oil Pressure
Cut-Off Switch

* - Refer to Accessory Section for Component Parts.
+ - See Engine Section for Optional Call Outs.

MODEL DATA SECTION

15.OJC-18R/12167AA (Continued)

502-0053 Elbow 45°
309-0196 Thermostat Switch
(HATKO)
309-0195 Bracket (HATKO)

15.OJC-18R/12184AA

Generator - 2006-0081
Control Code 439 (W.D.612-4793)
Code 208 (W.D.625-0023)
Engine - Spec AA
*141-0725 Carburetor (Gas)
102-0549 Oil Base

15.OJC-18R/12204AA

Generator - 2006-0081
Control Code 439 (W.D.612-4793)
Engine - Spec AA
*141-0725 Carburetor (Gas)
403-0792 Skid Assembly

15.OJC-18R/12250AA

Generator - 2006-0081
Control Code 439 (W.D.612-4793)
Code 32 (W.D.612-1543)
Engine - Spec AA
*141-0725 Carburetor (Gas)
*405-1421 Housing Assembly
134-1805 Air Duct

15.OJC-18R/12355AA

Generator - 2006-0081
Control Code 439 (W.D.612-4793)
Code 208 (W.D.625-0023)
Code 32 (W.D.612-1543)
Engine - Spec AA
*141-0725 Carburetor (Gas)
*405-1421 Housing Assembly
134-1805 Air Duct
102-0549 Oil Base

15.OJC-18R/12417AA

Generator - 2006-0081
Control Code 454 (W.D.612-4883)
Engine - Spec AA
*141-0725 Carburetor (Gas)
154-1224 Intake Manifold
148-0367 Vacuum Switch
502-0053 Vacuum Switch Elbow
505-0098 Vacuum Switch Nipple

15.OJC-18R/12381AA

Generator - 2006-0081
Control Code 440 (W.D.612-4794)
Engine - Spec AA
*141-0725 Carburetor (Gas)
134-1805 Air Duct
134-1375 Plate
309-0169 Low Oil Pressure
Cut-Off Switch
502-0053 Elbow 45°

15.OJC-18R/12451AA

Generator - 2006-0081
Control Code 440 (W.D.612-4794)
Code 208 (W.D.625-0023)
Engine - Spec AA
*141-0725 Carburetor (Gas)

15.OJC-18R/12451AA

102-0549 Oil Base
309-0169 Low Oil Pressure
Cut-Off Switch
502-0053 Elbow 45°
309-0196 Thermostat Switch
(HATKO)
309-0195 Bracket (HATKO)

15.OJC-18R/12471AA

Generator - 2006-0081
Control Code 439 (W.D.612-4793)
Code 208 (W.D.625-0023)
Code 32 (W.D.612-1543)
Engine - Spec AA
*141-0725 Carburetor (Gas)
*405-1723 Housing Assembly
134-1805 Air Duct
155-0360 Muffler
155-0949 Flexible Exhaust
Tube
140-0078 Mounting Bands (2)
505-0043 Pipe Elbow
102-0549 Oil Base

15.OJC-18R/12490AA

Generator - 2006-0081
Control Code 439 (W.D.612-4793)
Code 208 (W.D.625-0023)
Engine - Spec AA
*141-0725 Carburetor (Gas)
134-1805 Air Duct
134-1375 Plate
102-0549 Oil Base

15.OJC-18R/12534AA

Generator - 2006-0081
Control Code 439 (W.D.612-4793)
Engine - Spec AA
*140-0892 Carburetor Air
Pre-Heater Kit
*403-0792 Skid Assembly

15.OJC-18R/12656AA

Generator - 2006-0081
Control Code 439 (W.D.612-4793)
Engine - Spec AA
*141-0725 Carburetor (Gas)
134-1805 Air Duct
134-1375 Plate
309-0196 Thermostat Switch
(HATKO)
309-0195 Bracket (HATKO)

15.OJC-18R/12660AA

Generator - 2006-0081
Control Code 439 (W.D.612-4793)
Code 208 (W.D.625-0023)
Engine - Spec AA
*141-0725 Carburetor (Gas)
102-0549 Oil Base

15.OJC-18R/12766AA

Generator - 2006-0081
Control Code 445 (W.D.612-4844)
Engine - Spec AA
*141-0725 Carburetor (Gas)

15.OJC-18R/12766AA (Continued)

*403-0792 Skid Assembly
134-1805 Air Duct
134-1375 Plate
309-0169 Low Oil Pressure
Cut-Off Switch
502-0053 Elbow 45°
309-0206 Thermostat Switch
(HATKO)
309-0195 Bracket (HATKO)

15.OJC-18R/12767AA

Generator - 2006-0081
Control Code 440 (W.D.612-4794)
Code 208 (W.D.625-0023)
Engine - Spec AA
*141-0725 Carburetor (Gas)
134-1805 Air Duct
134-1375 Plate
102-0549 Oil Base
309-0169 Low Oil Pressure
Cut-Off Switch
502-0053 Elbow 45°
309-0196 Thermostat Switch
(HATKO)
309-0195 Bracket (HATKO)

15.OJC-18R/12795AA

Generator - 2006-0081
Control Code 439 (W.D.612-4793)
Engine - Spec AA
*141-0725 Carburetor (Gas)
*403-0792 Skid Assembly

15.OJC-18R/12800AA

Generator - 2006-0081
Control Code 440 (W.D.612-4794)
Code 208 (W.D.625-0023)
Engine - Spec AA
*141-0720 Carburetor (Gas-Gaso)
102-0549 Oil Base
309-0169 Low Oil Pressure
Cut-Off Switch
502-0053 Elbow 45°
309-0196 Thermostat Switch
(HATKO)
309-0195 Bracket (HATKO)

15.OJC-18R/12842AA

Generator - 2006-0081
Control Code 439 (W.D.612-4793)
Engine - Spec AA
*141-0720 Carburetor (Gas-Gaso)
*403-0792 Housing Assembly

15.OJC-18R/12883AA

Generator - 2006-0081
Control Code 439 (W.D.612-4793)
Code 208 (W.D.625-0023)
Code 32 (W.D.612-1543)
Engine - Spec AA
*141-0720 Carburetor (Gas-Gaso)
*405-1423 Housing Assembly
134-1810 Air Duct
102-0549 Oil Base

15.OJC-18R/12997AA

Generator - 2006-0081

* - Refer to Accessory Section for Component Parts.
+ - See Engine Section for Optional Call Outs.

MODEL DATA SECTION

411

15.0JC-18R/12997AA (Continued)

Control Code 463 (W.D.612-4917)
Engine - Spec AA
*141-0725 Carburetor (Gas)
154-1224 Intake Manifold
148-0367 Vacuum Switch
502-0053 Vacuum Switch Elbow
505-0098 Vacuum Switch Nipple
309-0169 Low Oil Pressure
Cut-Off Switch
502-0053 Elbow 45°
309-0196 Thermostat Switch
(HATKO)
309-0195 Bracket (HATKO)

15.0JC-18R/13091AA

Generator - 2006-0081
Control Code 447 (W.D.612-4850)
Engine - Spec AA
*141-0720 Carburetor (Gas-Gaso)
309-0169 Low Oil Pressure
Cut-Off Switch
502-0053 Elbow 45°
309-0171 Thermostat Switch
338-0337 Harness (HATKO)

15.0JC-18R/13114AA

Generator - 2006-0081
Control Code 440 (W.D.612-4794)
Code 208 (W.D.625-0023)
Code 32 (W.D.612-1543)
Engine - Spec AA
*141-0720 Carburetor (Gas-Gaso)
*405-1421 Housing Assembly
134-1805 Air Duct
102-0549 Oil Base
309-0169 Low Oil Pressure
Cut-Off Switch
502-0053 Elbow 45°
309-0196 Thermostat Switch
(HATKO)
309-0195 Bracket (HATKO)

15.0JC-18R/13332AA

Generator - 2006-0081
Control Code 440 (W.D.612-4794)
Engine - Spec AA
*141-0725 Carburetor (Gas)
*403-0792 Skid Assembly
134-1805 Air Duct
134-1375 Plate
309-0169 Low Oil Pressure
Cut-Off Switch
502-0053 Elbow 45°
309-0196 Thermostat Switch
(HATKO)
309-0195 Bracket (HATKO)

15.0JC-18R/13484AA

Generator - 2006-0081
Control Code 446 (W.D.612-4848)
Code 208 (W.D.625-0023)
Engine - Spec AA
*141-0725 Carburetor (Gas)
134-1810 Air Duct W/Shutter
102-0549 Oil Base

15.0JC-18R/13484AA

309-0169 Low Oil Pressure
Cut-Off Switch
502-0053 Elbow 45°
309-0206 Thermostat Switch
(HATKO)
309-0195 Bracket (HATKO)

15.0JC-18R/13535AA

Generator - 2006-0081
Control Code 440 (W.D.612-4794)
Code 32 (W.D.612-1543)
Engine - Spec AA
*141-0725 Carburetor (Gas)
*405-1723 Housing Assembly
134-1805 Air Duct
155-0360 Muffler
155-0949 Flexible Exhaust
Tube
140-0078 Mtg. Bands (2)
505-0043 Pipe Elbow
309-0169 Low Oil Pressure
Cut-Off Switch
502-0053 Elbow 45°
309-0196 Thermostat Switch
(HATKO)
309-0195 Bracket (HATKO)

15.0JC-18R/13536AA

Generator - 2006-0081
Control Code 439 (W.D.612-4793)
Code 208 (W.D.625-0023)
Engine - Spec AA
*141-0725 Carburetor (Gas)
134-1805 Air Duct
134-1375 Plate
102-0549 Oil Base

15.0JC-18R/13711AA

Generator - 2006-0081
Control Code 440 (W.D.612-4794)
Code 208 (W.D.625-0023)
Code 32 (W.D.612-1543)
Engine - Spec AA
*141-0725 Carburetor (Gas)
*405-1723 Housing Assembly
134-1805 Air Duct
155-0360 Muffler
155-0949 Flexible Exhaust
Tube
140-0078 Mtg. Bands (2)
505-0043 Elbow - Pipe
102-0549 Oil Base
309-0169 Low Oil Pressure
Cut-Off Switch
502-0053 Elbow 45°
309-0196 Thermostat Switch
(HATKO)
309-0195 Bracket (HATKO)

15.0JC-18R/13704AA

Generator - 2006-0081
Control Code 440 (W.D.612-4794)
Code 208 (W.D.625-0023)
Engine - Spec AA
*141-0720 Carburetor (Gas-Gaso)

15.0JC-18R/13704AA (Continued)

134-1805 Air Duct
134-1375 Plate
102-0549 Oil Base
309-0169 Low Oil Pressure
Cut-Off Switch
502-0053 Elbow 45°

15.0JC-18R/13732AA

Generator - 2006-0081
Control Code 440 (W.D.612-4794)
Code 32 (W.D.612-1543)
Engine - Spec AA
*141-0725 Carburetor (Gas)
*405-1723 Housing Assembly
134-1805 Air Duct
155-0360 Muffler
155-0949 Flexible Exhaust
Tube
140-0078 Mtg. Bands (2)
505-0043 Pipe Elbow
309-0169 Low Oil Pressure
Cut-Off Switch
502-0053 Elbow 45°
309-0196 Thermostat Switch
(HATKO)
309-0195 Bracket (HATKO)

15.0JC-18R/13766AA

Generator - 2006-0081
Control Code 440 (W.D.612-4794)
Code 208 (W.D.625-0023)
Code 32 (W.D.612-1543)
Engine - Spec AA
*140-0893 Carburetor Air Pre-
Heater Kit
*405-1723 Housing Assembly
*159-0799 Fuel Tank Assembly
134-1805 Air Duct
140-0789 Heat Shield
133-0187 Hose Adapter
503-0458 Clamp
155-0360 Muffler
155-0949 Flexible Exhaust Tube
140-0078 Mtg. Bands (2)
505-0043 Pipe Elbow
102-0549 Oil Base
309-0169 Low Oil Pressure
Cut-Off Switch
502-0053 Elbow 45°

15.0JC-18R/13982AA

Generator - 2006-0081
Control Code 446 (W.D.612-4848)
Code 208 (W.D.625-0023)
Code 32 (W.D.612-1543)
Engine - Spec AA
*140-0893 Carburetor Air Pre-
Heater Kit
*405-1421 Housing Assembly
*159-0799 Fuel Tank Assembly
134-1805 Air Duct
140-0789 Heat Shield
133-0187 Hose Adapter
503-0458 Clamp
102-0549 Oil Base
309-0169 Low Oil Pressure
Cut-Off Switch
502-0053 Elbow 45°

* - Refer to Accessory Section for Component Parts.

+ - See Engine Section for Optional Call Outs.

MODEL DATA SECTION

15.0JC-18R/13982AA (Continued)

502-0053 Elbow 45°

15.0JC-18R/14059AA

Generator - 2006-0081

Control Code 439 (W.D.612-4793)

Code 208 (W.D.625-0023)

Code 214 (W.D.625-0477)

Engine - Spec AA

*141-0725 Carburetor

102-0549 Oil Base

134-1805 Air Duct

134-1375 Plate

15.0JC-18R/14075AA

Generator - 2006-0081

Control Code 439 (W.D.612-4793)

Engine - Spec AA

*141-0725 Carburetor (Gas)

134-1810 Air Duct W/Shutter

309-0196 Thermostat Switch

(HATKO)

309-0195 Bracket (HATKO)

15.0JC-18R/14079AA

Generator - 2006-0081

Control Code 439 (W.D.612-4793)

Code 208 (W.D.625-0023)

Code 32 (W.D.612-1543)

Engine - Spec AA

*141-0720 Carburetor (Gas-Gaso)

*405-1723 Housing Assembly

*159-0799 Fuel Tank Assembly

134-1805 Air Duct

155-0360 Muffler

155-0949 Flexible Exhaust Tube

140-0078 Mtg. Bands

503-0458 Pipe Elbow

102-0549 Oil Base

15.0JC-18R/14093AA

Generator - 2006-0081

Control Code 440 (W.D.612-4794)

Engine - Spec AA

*141-0725 Carburetor (Gas)

*403-0792 Skid Assembly

309-0169 Low Oil Pressure

Cut-Off Switch

502-0053 Elbow 45°

309-0196 Thermostat Switch

(HATKO)

309-0195 Bracket (HATKO)

15.0JC-18R/14097AA

Generator - 2006-0081

Control Code 439 (W.D.612-4793)

Code 208 (W.D.625-0023)

Code 32 (W.D.612-1543)

Engine - Spec AA

*141-0725 Carburetor (Gas)

*405-1423 Housing Assembly

134-1810 Air Duct W/Shutter

102-0549 Oil Base

15.0JC-18R/14209AA

Generator - 2006-0082

Control Code 456 (W.D.612-4895)

15.0JC-18R/14209AA (Continued)

Control Code 439 (W.D.612-4793)

Code 32 (W.D.612-1543)

Engine - Spec AA

*140-0893 Carburetor Air Pre-Heater Kit

*405-1422 Housing Assembly

134-1805 Air Duct

140-0789 Heat Shield

133-0187 Hose Adapter

503-0458 Clamp

15.0JC-18R/14250AA

Generator - 2006-0081

Control Code 444 (W.D.612-4843)

Code 32 (W.D.612-1543)

Engine - Spec AA

*141-0725 Carburetor (Gas)

*405-1726 Housing Assembly

134-1810 Air Duct W/Shutter

155-0360 Muffler

155-0949 Flexible Exhaust Tube

140-0078 Mtg. Bands (2)

505-0043 Pipe Elbow

309-0169 Low Oil Pressure

Cut-Off Switch

502-0043 Elbow 45°

15.0JC-18R/14262AA

Generator - 2006-0082

Control Code 467A (W.D.612-4987)

Code 439 (W.D.612-4793)

Code 32 (W.D.612-1543)

Engine - Spec AA

*140-0893 Carburetor Air

Preheater Kit

*405-1422 Housing Assembly

134-1805 Air Duct

140-0789 Heat Shield

133-0187 Hose Adapter

503-0458 Clamp

15.0JC-18R/14294AA

Generator - 2006-0082

Control Code 446 (W.D.612-4848)

Code 481A (W.D.615-0386)

Engine - Spec AA

*140-0892 Carburetor Air

PreHeater Kit

309-0169 Low Oil Pressure

Cut-Off Switch

502-0043 Elbow 45°

309-0162 Thermostat Switch

(HATKO)

338-0337 Harness (HATKO)

15.0JC-18R/14302AA

Generator - 2006-0081

Control Code 439 (W.D.612-4793)

Code 208 (W.D.625-0023)

Code 32 (W.D.612-1543)

Engine - Spec AA

*141-0725 Carburetor (Gas)

*405-1725 Housing Assembly

134-1810 Air Duct W/Shutter

155-0360 Muffler

15.0JC-18R/14302AA (Continued)

155-0949 Flexible Exhaust Tube

140-0078 Mtg. Bands (2)

505-0043 Pipe Elbow

102-0549 Oil Base

15.0JC-18R/14310AA

Generator - 2006-0082

Control Code 439 (W.D.612-4793)

Engine - Spec AA

*140-0894 Carburetor Air

Preheater Kit

*403-0792 Skid Assembly

15.0JC-18R/14325AA

Generator - 2006-0082

Control Code 456 (W.D.612-4895)

Code 439 (W.D.612-4793)

Code 208 (W.D.625-0023)

Code 32 (W.D.612-1543)

Engine - Spec AA

*140-0893 Carburetor Air

Preheater Kit

*405-1422 Housing Assembly

*159-0799 Fuel Tank Assembly

134-1805 Air Duct

140-0789 Heat Shield

133-0189 Hose Adapter

503-0458 Clamp

102-0549 Oil Base

15.0JC-18R/14360AA

Generator - 2006-0081

Control Code 445 (W.D.612-4844)

Engine - Spec AA

*141-0725 Carburetor (Gas)

309-0169 Low Oil Pressure

Cut-Off Switch

502-0053 Elbow 45°

309-0171 Thermostat Switch

338-0337 Harness (HATKO)

15.0JC-18R/14362AA

Generator - 2006-0081

Control Code 461 (W.D.612-4908)

Engine - Spec AA

*141-0725 Carburetor (Gas)

154-1224 Intake Manifold

148-0367 Vacuum Switch

502-0053 Vacuum Switch Elbow

505-0098 Vacuum Switch Nipple

309-0169 Low Oil Pressure

Cut-Off Switch

502-0053 Elbow 45°

309-0171 Thermostat Switch

(HATKO)

338-0337 Harness (HATKO)

15.0JC-18R/14366AA

Generator - 2006-0081

Control Code 450 (W.D.612-4858)

Code 208 (W.D.625-0023)

Engine - Spec AA

*141-0720 Carburetor (Gas-Gaso)

134-1805 Air Duct

134-1375 Plate

102-0549 Oil Base

* - Refer to Accessory Section for Component Parts.

+ - See Engine Section for Optional Call Outs.

MODEL DATA SECTION

413

15.0JC-18R/14366AA (Continued)

309-0169 Low Oil Pressure
Cut-Off Switch
502-0053 Elbow 45°
309-0206 Thermostat Switch
(HATKO)
309-0195 Bracket (HATKO)

15.0JC-18R/14436AA

Generator - 2006-0082
Control Code 439 (W.D.612-4793)
Code 208 (W.D.625-0023)
Engine - Spec AA
*140-0894 Carburetor Air Pre-
Heater Kit
*403-0792 Skid Assembly
102-0549 Oil Base

15.0JC-18R/14470AA

Generator - 2006-0081
Control Code 440 (W.D.612-4794)
Code 208 (W.D.625-0023)
Engine - Spec AA
*141-0725 Carburetor (Gas)
134-1810 Air Duct W/Shutter
102-0549 Oil Base
309-0169 Low Oil Pressure
Cut-Off Switch
502-0053 Elbow 45°

15.0JC-18R/14498AA

Generator - 2006-0082
Control Code 440 (W.D.612-4794)
Engine - Spec AA
*141-0720 Carburetor (Gas-Gaso)
*403-0792 Skid Assembly
309-0169 Low Oil Pressure
Cut-Off Switch
502-0053 Elbow 45°

15.0JC-18R/14506AA

Generator - 2006-0081
Control Code 451 (W.D.612-4860)
Engine - Spec AA
*141-0720 Carburetor (Gas-Gaso)
*403-0792 Skid Assembly
134-1805 Air Duct
134-1375 Plate
309-0169 Low Oil Pressure
Cut-Off Switch
502-0053 Elbow 45°
309-0206 Thermostat Switch
(HATKO)
309-0195 Bracket (HATKO)

15.0JC-18R/14509AA

Generator - 2006-0082
Control Code 440 (W.D.612-4794)
Code 32 (W.D.612-1543)
Engine - Spec AA
*141-0720 Carburetor (Gas-Gaso)
*405-1421 Housing Assembly
134-1805 Air Duct
309-0169 Low Oil Pressure
Cut-Off Switch
502-0053 Elbow 45°

15.0JC-18R/14534AA

Generator - 2006-0081
Control Code 440 (W.D.612-4794)
Engine - Spec AA
*140-0892 Carburetor Air
Pre-Heater Kit
*403-0792 Skid Assembly
309-0169 Low Oil Pressure
Cut-Off Switch
502-0053 Elbow 45°

15.0JC-18R/14597AA

Generator - 2006-0081
Control Code 440 (W.D.612-4794)
Code 208 (W.D.625-0023)
Code 32 (W.D.612-1543)
Engine - Spec AA
*141-0725 Carburetor (Gas)
*405-1723 Housing Assembly
134-1805 Air Duct
155-0360 Muffler
155-0949 Flexible Exhaust Tube
140-0078 Mtg. Bands (2)
505-0043 Pipe Elbow
102-0549 Oil Base
309-0169 Low Oil Pressure
Cut-Off Switch
502-0053 Elbow 45°
309-0196 Thermostat Switch
(HATKO)
309-0195 Bracket (HATKO)

15.0JC-18R/14606AA

Generator - 2006-0082
Control Code 440 (W.D.612-4794)
Code 208 (W.D.625-0023)
Engine - Spec AA
*140-0893 Carburetor Air Pre-
Heater Kit
134-1810 Air Duct W/ Shutter
140-0789 Heat Shield
133-0187 Hose Adapter
503-0458 Clamp
102-0549 Oil Base
309-0169 Low Oil Pressure
Cut-Off Switch
502-0053 Elbow 45°
309-0196 Thermostat Switch
(HATKO)
309-0195 Bracket (HATKO)

15.0JC-18R/14668AA

Generator - 2006-0082
Control Code 439 (W.D.612-4793)
Engine - Spec AA
*141-0720 Carburetor (Gas-Gaso)

15.0JC-18R/14669AA

Generator - 2006-0082
Control Code 439 (W.D.612-4793)
Engine - Spec AA
*141-0720 Carburetor (Gas-Gaso)

15.0JC-18R/14702AA

Generator - 2006-0081
Control Code 447 (W.D.612-4850)

15.0JC-18R/14702AA (Continued)

Code 489 (W.D.625-1304)
Engine - Spec AA
*141-0720 Carburetor (Gas-Gaso)
*232-2460 Regulator Filter Assy.
309-0169 Low Oil Pressure
Cut-Off Switch
502-0053 Elbow 45°
309-0171 Thermostat Switch
(HATKO)
338-0337 Harness (HATKO)

15.0JC-18R/14755AA

Generator - 2006-0082
Control Code 440 (W.D.612-4794)
Code 476 (W.D.615-0373)
Code 208 (W.D.625-0023)
Engine - Spec AA
*141-0720 Carburetor (Gas-Gaso)
102-0549 Oil Base
309-0169 Low Oil Pressure
Cut-Off Switch
502-0053 Elbow 45°
309-0162 Thermostat Switch
(HATKO)
338-0337 Harness (HATKO)

15.0JC-18R/14757AA

Generator - 2006-0082
Control Code 440 (W.D.612-4794)
Engine - Spec AA
*141-0720 Carburetor (Gas-Gaso)
134-1805 Air Duct
134-1375 Plate
309-0169 Low Oil Pressure
Cut-Off Switch
502-0053 Elbow 45°
309-0196 Thermostat Switch
(HATKO)
309-0195 Bracket (HATKO)

15.0JC-18R/14758AA

Generator - 2006-9082
Control Code 439 (W.D.612-4793)
Engine - Spec AA
*141-0720 Carburetor (Gas-Gaso)
134-1805 Air Duct
134-1375 Plate

15.0JC-18R/14770AA

Generator - 2006-0081
Control Code 445 (W.D.612-4844)
Code 208 (W.D.625-0023)
Code 32 (W.D.612-1543)
Engine - Spec AA
*140-0893 Carburetor Air Pre-
Heater Kit
*405-1421 Housing Assembly
134-1805 Air Duct
140-0789 Heat Shield
133-0187 Hose Adapter
503-0458 Clamp
102-0549 Oil Base
309-0169 Low Oil Pressure
Cut-Off Switch
502-0053 Elbow 45°

* - Refer to Accessory Section for Component Parts.

+ - See Engine Section for Optional Call Outs.

MODEL DATA SECTION

15.0JC-18R/14770AA (Continued)

309-0206 Thermostat Switch
(HATKO)
309-0195 Bracket (HATKO)

15.0JC-18R/14808AA

Generator - 2006-0082
Control Code 446 (W.D.612-4848)
Code 484A(W.D.615-0391)
Engine - Spec AA
*140-0893 Carburetor Air Pre-
Heater Kit
134-1805 Air Duct
134-1375 Plate
309-0169 Low Oil Pressure
Cut-Off Switch
502-0053 Elbow 45°
309-0196 Thermostat Switch
(HATKO)
309-0195 Bracket (HATKO)
102-0549 Oil Base

15.0JC-18R/14858AA

Generator - 2006-0082
Control Code 439 (W.D.612-4793)
Code 208 (W.D.625-0023)
Engine - Spec AA
*141-0720 Carburetor (Gas-Gaso)
102-0549 Oil Base

15.0JC-18R/14872AA

Generator - 2006-0081
Control Code 450 (W.D.612-4858)
Code 208 (W.D.625-0023)
Engine - Spec AA
*141-0725 Carburetor (Gas)
103-0549 Oil Base
309-0169 Low Oil Pressure
Cut-Off Switch
502-0053 Elbow 45°
309-0171 Thermostat Switch
(HATKO)
338-0337 Harness (HATKO)

15.0JC-18R/14913AA

Generator - 2006-0081
Control Code 448 (W.D.612-4851)
Engine - Spec AA
*141-0720 Carburetor (Gas-Gaso)

15.0JC-18R/14985AA

Generator - 2006-0082
Control Code 456 (W.D.612-4895)
Code 440 (W.D.612-4794)
Code 32 (W.D.612-1543)
Engine - Spec AA
*141-0725 Carburetor (Gas)
*405-1422 Housing Assembly
134-1805 Air Duct
309-0169 Low Oil Pressure
Cut-Off Switch
502-0053 Elbow 45°
309-0196 Thermostat Switch
(HATKO)
309-0195 Bracket (HATKO)

15.0JC-18R/14992AA

Generator - 2006-0081
Control Code 450 (W.D.612-4858)
Engine - Spec AA
*141-0720 Carburetor (Gas-Gaso)
309-0169 Low Oil Pressure
Cut-Off Switch
502-0053 Elbow 45°
309-0206 Thermostat Switch
(HATKO)
309-0195 Bracket (HATKO)

15.0JC-18R/15026AA

Generator - 2006-0082
Control Code 440 (W.D.612-4794)
Engine - Spec AA
*141-0720 Carburetor (Gas-Gaso)
134-1805 Air Duct
134-1375 Plate
309-0169 Low Oil Pressure
Cut-Off Switch
502-0053 Elbow 45°

15.0JC-18R/15125AA

Generator - 2006-0081
Control Code 440 (W.D.612-4794)
Code 208 (W.D.625-0023)
Code 32 (W.D.612-1543)
Engine - Spec AA
*141-0893 Carburetor Air Pre-
heater Kit
*405-1725 Housing Assembly
*159-0799 Fuel Tank Assembly
102-0549 Oil Base
309-0169 Low Oil Pressure
Cut-Off Switch
502-0053 Elbow 45°
134-1810 Air Duct W/Shutter
309-0196 Thermostat Switch
(HATKO)
309-0195 Bracket (HATKO)
155-0360 Muffler
155-0949 Flexible Exhaust Tube
140-0078 Mtg. Bands (2)
505-0043 Pipe Elbow
140-0789 Heat Shield
133-0187 Hose Adapter
503-0458 Clamp

15.0JC-18R/15186AA

Generator - 2006-0082
Control Code 440 (W.D.612-4794)
Code 208 (W.D.625-0023)
Engine - Spec AA
*141-0720 Carburetor (Gas-Gaso)
102-0549 Oil Base
309-0169 Low Oil Pressure
Cut-Off Switch
502-0053 Elbow 45°
309-0162 Thermostat Switch
(HATKO)
338-0337 Harness (HATKO)

15.0JC-18R/15191AA

Generator - 2006-0082
Control Code 440 (W.D.612-4794)

15.0JC-18R/15191AA (Continued)

Code 476 (W.D.615-0373)
Code 208 (W.D.625-0023)
Engine - Spec AA
*141-0894 Carburetor Air Pre-
Heater Kit
*403-0792 Skid Assembly
416-0522 Plate - Battery
102-0549 Oil Base
309-0169 Low Oil Pressure
Cut-Off Switch
502-0053 Elbow 45°
309-0196 Thermostat Switch
(HATKO)
309-0195 Bracket (HATKO)

15.0JC-18R/15213AA

Generator - 2006-0082
Control Code 440 (W.D.612-4794)
Engine - Spec AA
*141-0725 Carburetor (Gas)
309-0169 Low Oil Pressure
Cut-Off Switch
502-0053 Elbow 45°
309-0196 Thermostat Switch
(HATKO)
309-0195 Bracket (HATKO)

15.0JC-18R/15233AA

Generator - 2006-0081
Control Code 440 (W.D.612-4794)
Code 214 (W.D.625-0477)
Code 208 (W.D.625-0023)
Code 32 (W.D.612-1543)
Engine - Spec AA
*140-0893 Carburetor Air Pre-
heater Kit
*405-1725 Housing Assembly
*159-0799 Fuel Tank Assembly
134-1810 Air Duct W/Shutter
155-0360 Muffler
155-0949 Flexible Exhaust Tube
140-0078 Mtg. Bands (2)
505-0043 Pipe Elbow
140-0789 Heat Shield
133-0187 Hose Adapter
503-0458 Clamp
102-0549 Oil Base
309-0169 Low Oil Pressure
Cut-Off Switch
502-0053 Elbow 45°
309-0196 Thermostat Switch
(HATKO)
309-0195 Bracket (HATKO)

15.0JC-18R/15244AA

Generator - 2006-0082
Control Code 439 (W.D.612-4793)
Code 32 (W.D.612-1543)
Engine - Spec AA
*141-0725 Carburetor (Gas)
*405-1723 Housing Assembly
134-1805 Air Duct
155-0360 Muffler
155-0949 Flexible Exhaust Tube
140-0078 Mtg. Bands (2)
505-0043 Pipe Elbow

* - Refer to Accessory Section for Component Parts.

+ - See Engine Section for Optional Call Outs.

MODEL DATA SECTION

415

15.0JC-18R/15254AA

Generator - 2006-0081
Control Code 440 (W.D.612-4794)
Code 208 (W.D.625-0023)
Code 32 (W.D.612-1543)
Engine - Spec AA
*141-0725 Carburetor (Gas)
*405-1725 Housing Assembly
134-1810 Air Duct W/Shutter
155-0360 Muffler
155-0949 Flexible Exhaust Tube
505-0043 Pipe Elbow
102-0549 Oil Base
309-0169 Low Oil Pressure
Cut-Off Switch
502-0053 Elbow 45°

15.0JC-18R/15260AA

Generator - 2006-0082
Control Code 439 (W.D.612-4793)
Code 32 (W.D.612-1543)
Engine - Spec AA
*141-0720 Carburetor (Gas-Gaso)
*405-1421 Housing Assembly
134-1805 Air Duct

15.0JC-18R/15276AA

Generator - 2006-0082
Control Code 440 (W.D.612-4794)
Engine - Spec AA
*141-0720 Carburetor (Gas-Gaso)
309-0169 Low Oil Pressure
Cut-Off Switch
502-0053 Elbow 45°

15.0JC-18R/15355AA

Generator - 2006-0081
Control Code 439 (W.D.612-4793)
Engine - Spec AA
*141-0725 Carburetor (Gas)

15.0JC-18R/15380AA

Generator - 2006-0081
231-0171 Generator Adapter
Control Code 439 (W.D.612-4793)
Engine - Spec AA
*141-0725 Carburetor (Gas)

15.0JC-18R/15396AA

Generator - 2006-0082
Control Code 456 (W.D.612-4895)
Code 440 (W.D.612-4794)
Code 32 (W.D.612-1543)
Engine - Spec AA
*140-0893 Carburetor Air Pre-heater Kit
*405-1422 Housing Assembly
*159-0799 Fuel Tank Assembly
134-1805 Air Duct
140-0789 Heat Shield
133-0187 Hose Adapter
503-0458 Clamp
309-0169 Low Oil Pressure
Cut-Off Switch
502-0053 Elbow 45°
309-0196 Thermostat Switch (HATKO)
309-0195 Bracket (HATKO)

15.0JC-18R/15432AA

Generator - 2006-0081
Control Code 440 (W.D.612-4794)
Engine - Spec AA
*141-0720 Carburetor (Gas-Gaso)
*403-0792 Skid Assembly
309-0169 Low Oil Pressure
Cut-Off Switch
502-0053 Elbow 45°

15.0JC-18R/15434AA

Generator - 2006-0082
Control Code 439 (W.D.612-4793)
Engine - Spec AA
*141-0725 Carburetor (Gas)

15.0JC-18R/15478AA

Generator - 2006-0082
Control Code 440 (W.D.612-4794)
Code 208 (W.D.625-0023)
Engine - Spec AA
*141-0720 Carburetor (Gas-Gaso)
134-1805 Air Duct
134-1375 Plate
102-0549 Oil Base
309-0169 Low Oil Pressure
Cut-Off Switch
502-0053 Elbow 45°
309-0196 Thermostat Switch (HATKO)
309-0195 Bracket (HATKO)

15.0JC-18R/15487AA

Generator - 2006-0082
Control Code 439 (W.D.612-4793)
Engine - Spec AA
*140-0892 Carburetor Air Pre-heater Kit

15.0JC-18R/15569AA

Generator - 2006-0081
Control Code 440 (W.D.612-4794)
Code 208 (W.D.625-0023)
Engine - Spec AA
*141-0725 Carburetor (Gas)
134-1805 Air Duct
134-1375 Plate
102-0549 Oil Base
309-0169 Low Oil Pressure
Cut-Off Switch
502-0053 Elbow 45°
309-0196 Thermostat Switch (HATKO)
309-0195 Bracket (HATKO)

15.0JC-18R/15571AA

Generator - 2006-0082
Control Code 440 (W.D.612-4794)
Engine - Spec AA
*141-0720 Carburetor (Gas-Gaso)
309-0169 Low Oil Pressure
Cut-Off Switch
502-0053 Elbow 45°
309-0162 Thermostat Switch (HATKO)
338-0337 Harness (HATKO)

15.0JC-18R/15593AA

Generator - 2006-0082

15.0JC-18R/15593AA (Continued)

Control Code 440 (W.D.612-4794)
Engine - Spec AA
*141-0725 Carburetor (Gas)
309-0169 Low Oil Pressure
Cut-Off Switch
502-0053 Elbow 45°

15.0JC-18R/15629AA

Generator - 2006-0082
Control Code 456 (W.D.612-4895)
Code 440 (W.D.612-4794)
Code 32 (W.D.612-1543)
Engine - Spec AA
*140-0893 Carburetor Air Pre-heater Kit
*405-1422 Housing Assembly
*159-0799 Fuel Tank Assembly
134-1805 Air Duct
140-0789 Heat Shield
133-0187 Hose Adapter
503-0458 Clamp
309-0169 Low Oil Pressure
Cut-Off Switch
502-0053 Elbow 45°

15.0JC-18R/15635AA

Generator - 2006-0082
Control Code 440 (W.D.612-4794)
Code 32 (W.D.612-1543)
Engine - Spec AA
*140-0893 Carburetor Air Pre-heater Kit
*405-1421 Housing Assembly
*159-0799 Fuel Tank Assembly
134-1805 Air Duct
140-0789 Heat Shield
133-0187 Hose Adapter
503-0458 Clamp
309-0169 Low Oil Pressure
Cut-Off Switch
502-0053 Elbow 45°
309-0196 Thermostat Switch (HATKO)
309-0195 Bracket (HATKO)

15.0JC-18R/15648AA

Generator - 2006-0081
Control Code 451 (W.D.612-4860)
Engine - Spec AA
*141-0725 Carburetor (Gas)
309-0169 Low Oil Pressure
Cut-Off Switch
502-0053 Elbow 45°
309-0171 Thermostat Switch (HATKO)
338-0337 Harness (HATKO)

15.0JC-18R/15678AA

Generator - 2006-0082
Control Code 446 (W.D.612-4848)
Engine - Spec AA
*141-0720 Carburetor (Gas-Gaso)
309-0169 Low Oil Pressure
Cut-Off Switch
502-0053 Elbow 45°
309-0162 Thermostat Switch (HATKO)

* - Refer to Accessory Section for Component Parts.

+ - See Engine Section for Optional Call Outs.

MODEL DATA SECTION

15.0JC-18R/15678AA (Continued)

338-0337 Harness (HATKO)

15.0JC-18R/15745AA

Generator - 2006-0082

Control Code 467 (W.D.612-4997)

Code 208 (W.D.625-0023)

Engine - Spec AA

*141-0725 Carburetor (Gas)

*403-0792 Skid Assembly

134-1805 Air Duct

134-1375 Plate

102-0549 Oil Base

309-0169 Low Oil Pressure

Cut-Off Switch

502-0053 Elbow 45°

309-0206 Thermostat Switch

(HATKO)

309-0195 Bracket (HATKO)

15.0JC-18R31/13AA (Penn State)

Generator - 2006-0081

Control Code 439 (W.D.612-4793)

Engine - Spec AA

*141-0725 Carburetor (Gas)

15.0JC-18R31/2539AA (Penn State)

Generator - 2006-0081

Control Code 439 (W.D.612-4793)

Engine - Spec AA

*141-0725 Carburetor (Gas)

134-1805 Air Duct

134-1375 Plate

15.0JC-18R31/6286AA (Penn State)

Generator - 2006-0081

Control Code 439 (W.D.612-4793)

Engine - Spec AA

*141-0725 Carburetor (Gas)

134-1810 Air Duct W/Shutter

309-0196 Thermostat Switch

(HATKO)

309-0195 Bracket (HATKO)

15.0JC-18R31/14670AA (Penn State)

Generator - 2006-0082

Control Code 439 (W.D.612-4793)

Engine - Spec AA

*141-0725 Carburetor (Gas)

15.0JC-18R131/7512AA (Penn State)

Generator - 2006-0081

Control Code 439 (W.D.612-4793)

Engine - Spec AA

*141-0725 Carburetor (Gas)

15.0JC-18R131/11971AA (Penn State)

Generator - 2006-0081

Control Code 439 (W.D.612-4793)

Engine - Spec AA

*141-0725 Carburetor (Gas)

15.0JC-18R131/12559AA (Penn State)

Generator - 2006-0081

Control Code 439 (W.D.612-4793)

Engine - Spec AA

*141-0725 Carburetor (Gas)

*403-0792 Skid Assembly

15.0JC-99R/9609T

Generator - 15JC/276

Control Code 93 (W.D.612-2185)

Code 255 (W.D.612-3045)

Code 221 (W.D.625-0632)

Code 32 (W.D.612-1543)

Engine - Spec T

*140-0893 Carburetor Air Pre-heater Kit

*159-0799 Fuel Tank Assembly

*405-1422 Housing Assembly

134-1805 Air Duct

140-0789 Heat Shield

133-0187 Hose Adapter

503-0458 Clamp

15.0JC-99R/10659T

Generator - 15JC/276

Control Code 129 (W.D.612-2449)

Code 168 (W.D.612-2807)

Code 221 (W.D.625-0632)

Code 32 (W.D.612-1543)

Engine - Spec T

*140-0893 Carburetor Air Pre-heater Kit

*405-1422 Housing Assembly

134-1805 Air Duct

140-0789 Heat Shield

133-0187 Hose Adapter

503-0458 Clamp

309-0169 Low Oil Pressure

Cut-Off Switch

502-0053 Elbow 45°

309-0196 Thermostat Switch

(HATKO)

309-0195 Bracket (HATKO)

15.0JC-99R/13092T

Generator - 15JC/276

Control Code 129 (W.D.612-2449)

Code 168 (W.D.612-2807)

Code 221 (W.D.625-0632)

Code 208 (W.D.625-0023)

Code 32 (W.D.612-1543)

Engine - Spec T

*140-0803 Carburetor Air Pre-heater Kit

*405-1725 Housing Assembly

134-1810 Air Duct W/Shutter

140-0789 Heat Shield

133-0187 Hose Adapter

503-0458 Clamp

102-0549 Oil Base

155-0360 Muffler

155-0949 Flexible Exhaust Tube

140-0078 Mtg. Bands (2)

505-0043 Pipe Elbow

309-0169 Low Oil Pressure

Cut-Off Switch

502-0053 Elbow 45°

309-0196 Thermostat Switch

(HATKO)

309-0195 Bracket (HATKO)

15.0JC-99R/13201T

Generator - 15JC/276

Control Code 129 (W.D.612-2449)

15.0JC-99R/13201T (Continued)

Code 255 (W.D.612-3045)

Code 221 (W.D.625-0632)

Code 32 (W.D.612-1543)

Engine - Spec T

*140-0893 Carburetor Air Pre-heater Kit

*405-1724 Housing Assembly

*159-0799 Fuel Tank Assembly

134-1805 Air Duct

140-0789 Heat Shield

133-0187 Hose Adapter

503-0458 Clamp


155-0360 Muffler

155-0949 Flexible Exhaust Tube

140-0078 Mtg. Bands

505-0043 Pipe Elbow

- * - Refer to Accessory Section for Component Parts.
- + - See Engine Section for Optional Call Outs.



GENERATOR SECTION

1

CONTAINS THE FOLLOWING-

GENERATOR MODELS FOR JC SERIES GENERATOR UNITS.

THIS SECTION IS DIVIDED INTO TWO PARTS AS FOLLOWS:

- (1) REVOLVING FIELD TYPE GENERATOR
- (2) STATIC EXCITER MODELS

GENERATOR MODELS ARE LISTED BY NUMBER, LETTER, SEQUENCE AND

PARTS MOST OFTEN REQUIRED ARE LISTED IN COLUMNS ACROSS THE PAGE

FROM EACH MODEL. STATIC EXCITER MODELS ARE LISTED IN COLUMNS

ACROSS THE PAGE WITH PARTS LISTED ALPHABETICALLY DOWN THE PAGE.

ALL REFERENCE MARKS APPEARING WITH ANY COLUMN, MODEL OR PART

SHOULD BE CHECKED AGAINST THE CORRESPONDING FOOTNOTES. ANY PART

REQUIRED BUT NOT LISTED HERE SHOULD BE REFERRED TO THE FACTORY

ALONG WITH THE MODEL AND SERIAL NUMBER OF THE UNIT.

GENERATOR SECTION

REVOLVING FIELD TYPE

3

GENERATOR DATA NO.	STATIC EXCITER	END BELL NO.	ENGINE TO GENERATOR ADAPTER	ROTOR ASSY.	WOUND STATOR ASSY.	GENERATOR THROUGH STUD	ROTOR THROUGH STUD	ROTOR STUD NUT	COLLECTOR RING BRUSH	STATIC EXCITER COVER
★ 10JC/182	06SX1N1B	211-0152	#	201-1121	220-0937	520-0638	520-0613	870-0203	214-0059	234-0185
10JC/204	06SX/48	211-0146	#	201-1121	220-0967	520-0638	520-0613	870-0203	214-0059	234-0185
★ 10JC/214	06SX1N3B	211-0152	#	201-1121	220-0875	520-0638	520-0613	870-0203	214-0059	234-0185
★ 10JC/216	06SX1N3B	211-0152	#	201-1121	220-0807	520-0638	520-0613	870-0203	214-0059	234-0185
10JC/219	06SX1N4B	211-0146	#	201-1121	220-0949	520-0638	520-0613	870-0203	214-0059	234-0185
10JC/244	06SX/40	211-0146	#	201-1121	220-0599	520-0638	520-0613	870-0203	214-0059	234-0185
10JC/246	06SX1N3B	211-0152	#	201-1121	220-0594	520-0638	520-0613	870-0203	214-0059	234-0185
10JC/252	06SX/57	211-0146	#	201-1121	220-0967	520-0638	520-0613	870-0203	214-0059	234-0185
10JC/263	06SX/40	211-0152	#	201-1121	220-0594	520-0638	520-0613	870-0203	214-0059	234-0185
★ 10JC/280	06SX1N1B	211-0152	#	201-1121	220-1073	520-0638	520-0613	870-0203	214-0059	234-0185
10JC/323	06SX1N2B	211-0146	#	201-1121	220-1233	520-0638	520-0613	870-0203	214-0059	234-0185
10JC/346	06SX1N1B	211-0146	#	201-1121	220-1284	520-0638	520-0613	870-0203	214-0059	234-0185
10JC/369	06SX1N1B	211-0146	#	201-1121	220-1317	520-0638	520-0613	870-0203	214-0059	234-0185
10JC/374	06SX1N3B	211-0159	#	201-1121	220-0594	520-0638	520-0613	870-0203	214-0059	234-0185
★ 10JC/377	06SX1N2B	211-0152	#	201-1121	220-1329	520-0638	520-0613	870-0203	214-0059	234-0185
10JC/378	06SX1N3B	211-0146	#	201-1121	220-0883	520-0638	520-0613	870-0203	214-0059	234-0185
10JC/380	06SX/24	211-0146	#	201-1121	220-1334	520-0638	520-0613	870-0203	214-0059	234-0185
★ 10JC/389	06SX1N2B	211-0152	#	201-1121	220-1351	520-0638	520-0613	870-0203	214-0059	234-0185
★ 10JC/432	06SX1N4B	211-0152	#	201-1121	220-1530	520-0638	520-0613	870-0203	214-0059	234-0185
10JC/438	06SX1N1B	211-0146	#	201-1121	220-1598	520-0638	520-0613	870-0203	214-0059	234-0185
10JC/502	06SX1N3B	211-0152	#	201-1121	220-1957	520-0638	520-0613	870-0203	214-0059	234-0185
10JC/516	06SX1N3B	211-0146	#	201-1121	220-2078	520-0638	520-0613	870-0203	214-0059	234-0185
10JC/521	06SX1N1B	211-0159	231-0111	201-1121	220-0673	520-0638	520-0613	870-0203	214-0059	234-0185
10JC/527	06SX1N2B	211-0146	#	201-1121	220-2090	520-0630	520-0613	870-0203	214-0059	234-0185
10JC/529	06SX1N3B	211-0152	#	201-1121	220-2101	520-0638	520-0613	870-0203	214-0059	234-0185
10JC/537	06SX1N3B	211-0172	#	201-1121	220-0875	520-0638	520-0613	870-0203	214-0059	234-0185
10JC/CAX1A	06SX1N1B	2-1-0146	#	201-1121	220-0763	520-0638	520-0613	870-0203	214-0059	234-0185
★ 10JC/215	06SX1N3B	211-0152	#	201-1121	220-0878	520-0638	520-0613	870-0203	214-0059	234-0185
12JCSN1B	02SX1N1A	211-0138	231-0099	201-1084	220-0652	520-0616	520-0614	232-1567	214-0059	234-0154
12JCSN1B	06SX1N1A	211-0138	231-0099	201-1124	220-0652	520-0616	520-0614	870-0203	214-0059	234-0154
12JCSN1C	06SX1N1B	211-0146	#	201-1124	220-0652	520-0639	520-0614	870-0203	214-0059	234-0185
12.5JC3N1A	02SX1N1A	211-0138	231-0099	201-1084	220-0600	520-0616	520-0614	232-1567	214-0059	234-0154
12.5JC3N1B	06SX1N1A	211-0138	231-0099	201-1124	220-0600	520-0616	520-0614	870-0203	214-0059	234-0185
12.5JC3N1C	06SX1N1B	211-0146	#	201-1124	220-0600	520-0639	520-0614	870-0203	214-0059	234-0185
12.5JC4N1A	02SX1N1A	211-0138	231-0099	201-1084	220-0602	520-0616	520-0614	232-1567	214-0059	234-0154
12.5JC4N1B	06SX1N1A	211-0138	231-0099	201-1124	220-0602	520-0616	520-0614	870-0203	214-0059	234-0185
12.5JC4N1C	06SX1N1B	211-0146	#	201-1124	220-0602	520-0639	520-0614	870-0203	214-0059	234-0185
12.5JC5N1B	06SX5N1B	211-0146	#	201-1122	220-0881	520-0640	520-0615	870-0203	214-0059	234-0185
12.5JC5N1C	06SX5N1B	211-0138	231-0099	201-1122	220-0667	520-0460	520-0615	870-0203	214-0059	234-0185
12.5JC5N1C	06SX5N1B	211-0146	#	201-1122	220-0667	520-0640	520-0615	870-0203	214-0059	234-0185
12.5JC5N4C	06SX5N3B	211-0146	231-0111	201-1122	220-0667	520-0640	520-0615	870-0203	214-0059	234-0185
12.5JC5N4C	06SX5N1B	211-0146	#	201-1122	220-0821	520-0640	520-0615	870-0203	214-0059	234-0185
12.5JC5N4C	06SX5N3B	211-0146	#	201-1122	220-0821	520-0640	520-0615	870-0203	214-0059	234-0185

NOTE: 1. Wherever a Generator Data Number is listed in place of a part number, refer order to factory along with a description of the Part and the Complete Model and Serial Number of the unit.
2. For Explanation of Reference Symbols, see page 7 of this section.

GENERATOR SECTION

REVOLVING FIELD TYPE

GENERATOR DATA NO.	STATIC EXCITER	END BELL NO.	ENGINE TO GENERATOR ADAPTER	WOUND ROTOR ASSY.	GENERATOR THROUGH STUD	ROTOR THROUGH STUD	ROTOR STUD NUT	COLLECTOR RING BRUSH	STATIC EXCITER COVER
12. 5JC55DN1C	06SX51N1B	211-0146	#	220-0712	520-0640	520-0615	870-0203	214-0059	234-0185
12. 5JC57N1B	06SX51N1A	211-0138	231-0099	220-0668	520-0640	520-0615	870-0203	214-0059	234-0154
12. 5JC57N1C	06SX51N1B	211-0146	#	220-0668	520-0640	520-0615	870-0203	214-0059	234-0185
12. 5JC57N4C	06SX51N3B	211-0146	#	220-0668	520-0640	520-0615	870-0203	214-0059	234-0185
12. 5JC/65	06SX1N1B	211-0146	#	220-0921	520-0639	520-0614	870-0203	214-0059	234-0185
12. 5JC/67	06SX/19	211-0146	#	220-0600	520-0639	520-0614	870-0203	214-0059	234-0197
12. 5JC/88	06SX/26	211-0146	#	220-0640	520-0640	520-0615	870-0203	214-0059	234-0185
12. 5JC/187	06SX1N2B	211-0146	#	220-0944	520-0639	520-0614	870-0203	214-0059	234-0197
12. 5JC/236	06SX1N4B	211-0146	231-0111	220-0957	520-0639	520-0614	870-0203	214-0059	234-0185
12. 5JC/265	06SX1N4B	211-0146	#	220-0944	520-0639	520-0614	870-0203	214-0059	234-0197
★12. 5JC/296	06SX51N3B	211-0152	#	220-1195	520-0640	520-0615	870-0203	214-0059	234-0185
12. 5JC/303	06SX51N3B	211-0146	#	220-1202	520-0640	520-0615	870-0203	214-0059	234-0185
12. 5JC/349	06SX51N1B	211-0146	#	220-1289	520-0640	520-0615	870-0203	214-0059	234-0185
12. 5JC/373	06SX/36	211-0146	#	220-1327	520-0640	520-0615	870-0203	214-0059	234-0185
★12. 5JC/468	06SX51N3B	211-0152	#	220-1766	520-0640	520-0615	870-0203	214-0059	234-0185
15JC3N1A	02SX1N1A	211-0138	231-0099	220-0601	520-0460	520-0615	232-1567	214-0059	234-0154
15JC3N1B	06SX1N1A	211-0138	231-0099	220-0601	520-0460	520-0615	870-0203	214-0059	234-0154
15JC3N1C	06SX1N1B	211-0146	#	220-0601	520-0460	520-0615	870-0203	214-0059	234-0185
15JC3N1B	06SX1N3B	211-0146	231-0111	220-0601	520-0460	520-0615	870-0203	214-0059	234-0185
15JC4N1A	02SX1N1A	211-0138	231-0099	220-0595	520-0460	520-0615	232-1567	214-0059	234-0154
15JC4N1B	06SX1N1A	211-0138	231-0099	220-0595	520-0460	520-0615	870-0203	214-0059	234-0154
15JC4N1C	06SX1N1B	211-0146	#	220-0595	520-0460	520-0615	870-0203	214-0059	234-0185
15JC4N1A	02SX1N1A	211-0138	231-0099	220-0655	520-0460	520-0615	232-1567	214-0059	234-0154
15JC4N1B	06SX1N1B	211-0146	#	220-0655	520-0460	520-0615	870-0203	214-0059	234-0185
15JC5DN1A	02SX1N1A	211-0138	231-0099	220-0632	520-0460	520-0615	232-1567	214-0059	234-0154
15JC5DN1B	06SX1N1B	211-0146	#	220-0632	520-0460	520-0615	870-0203	214-0059	234-0185
15JC5DN1C	06SX1N1B	211-0146	231-0099	220-0632	520-0460	520-0615	232-1567	214-0059	234-0154
15JC5DN3C	06SX1N1B	211-0146	#	220-0739	520-0460	520-0615	870-0203	214-0059	234-0185
15JC9N1B	06SX1N1A	211-0138	231-0099	220-0651	520-0460	520-0615	870-0203	214-0059	234-0154
15JC9N1C	06SX1N1B	211-0146	#	220-0651	520-0460	520-0615	870-0203	214-0059	234-0185
15JC9N1C	06SX1N1B	211-0146	#	220-0651	520-0460	520-0615	870-0203	214-0059	234-0185
15JC/25	06SX1N1B	211-0146	#	220-0725	520-0640	520-0615	870-0203	214-0059	234-0185
15JC/41	06SX1N2B	211-0146	#	220-0632	520-0640	520-0615	870-0203	214-0059	234-0185
15JC/43	06SX/23	211-0146	#	220-0595	520-0640	520-0615	870-0203	214-0059	234-0185
15JC/47	06SX/24	211-0146	#	220-0655	520-0640	520-0615	870-0203	214-0059	234-0185
15JC/50	06SX1N2B	211-0146	#	220-0601	520-0640	520-0615	870-0203	214-0059	234-0185
15JC/53	06SX1N1B	211-0146	#	15JC/53	520-0640	520-0615	870-0203	214-0059	234-0185
15JC/56	06SX1N1B	211-0146	#	220-0753	520-0640	520-0615	870-0203	214-0059	234-0185

NOTE: 1. Whenever a Generator Data Number is listed in place of a part number, refer order to factory along with a description of the Part and the Complete Model and Serial Number of the unit.
2. For Explanation of Reference Symbols, see page 7 of this section.

GENERATOR SECTION

REVOLVING FIELD TYPE

5

GENERATOR DATA NO.	STATIC EXCITER	ENGINE TO GENERATOR ADAPTER	WOUND ROTOR ASSY.	GENERATOR THROUGH STUD	ROTOR THROUGH STUD	ROTOR STUD NUT	COLLECTOR RING BRUSH	STATIC EXCITER COVER
★15JC/69	06SKIN1B	#	201-1122	520-0640	520-0615	870-0203	214-0059	234-0185
★15JC/71	06SKIN2B	#	201-1122	520-0640	520-0615	870-0203	214-0059	234-0185
★15JC/72	06SKIN1B	#	201-1122	520-0640	520-0615	870-0203	214-0059	234-0185
★15JC/78	06SKIN2B	#	201-1122	520-0640	520-0615	870-0203	214-0059	234-0185
★15JC/80	06SK/31	#	201-1122	520-0640	520-0615	870-0203	214-0059	234-0185
★15JC/96	06SKIN1B	#	201-1122	520-0640	520-0615	870-0203	214-0059	234-0185
★15JC/121	06SKIN1B	#	201-1122	520-0640	520-0615	870-0203	214-0059	234-0185
★15JC/127	06SKIN1B	#	201-1122	520-0640	520-0615	870-0203	214-0059	234-0185
★15JC/132	06SKIN1B	#	201-1122	520-0640	520-0615	870-0203	214-0059	234-0185
★15JC/133	06SKIN1B	#	201-1122	520-0640	520-0615	870-0203	214-0059	234-0185
★15JC/139	06SK/15	#	201-1122	520-0640	520-0615	870-0203	214-0072	234-0185
★15JC/156	06SKIN2B	#	201-1122	520-0640	520-0615	870-0203	214-0059	234-0185
★15JC/167	06SKIN1B	#	201-1122	520-0640	520-0615	870-0203	214-0059	234-0185
★15JC/179	06SKIN3B	#	201-1122	520-0640	520-0615	870-0203	214-0059	234-0185
★15JC/180	06SKIN1B	#	201-1122	520-0640	520-0615	870-0203	214-0059	234-0185
★15JC/181	06SKIN2B	#	201-1122	520-0640	520-0615	870-0203	214-0059	234-0185
★15JC/191	06SKIN2B	#	201-1122	520-0640	520-0615	870-0203	214-0059	234-0185
★15JC/194	06SKIN1B	#	201-1122	520-0640	520-0615	870-0203	214-0059	234-0185
★15JC/212	06SKIN3B	#	201-1122	520-0640	520-0615	870-0203	214-0059	234-0185
★15JC/213	06SKIN2B	#	201-1122	520-0640	520-0615	870-0203	214-0059	234-0185
★15JC/229	06SKIN3B	#	201-1122	520-0640	520-0615	870-0203	214-0059	234-0185
★15JC/231	06SKIN4B	#	201-1122	520-0640	520-0615	870-0203	214-0059	234-0185
★15JC/232	06SKIN4B	#	201-1122	520-0640	520-0615	870-0203	214-0059	234-0185
★15JC/237	06SKIN3B	#	201-1122	520-0640	520-0615	870-0203	214-0059	234-0185
★15JC/243	06SKIN3B	#	201-1122	520-0640	520-0615	870-0203	214-0059	234-0185
★15JC/248	06SKIN4B	#	201-1122	520-0640	520-0615	870-0203	214-0059	234-0185
★15JC/254	06SK/54	#	201-1122	520-0640	520-0615	870-0203	214-0059	234-0185
★15JC/259	06SKIN1B	#	201-1122	520-0640	520-0615	870-0203	214-0059	234-0185
★15JC/266	06SK/40	#	201-1122	520-0640	520-0615	870-0203	214-0059	234-0185
★15JC/269	06SKIN4B	#	201-1122	520-0640	520-0615	870-0203	214-0059	234-0185
★15JC/276	06SKIN3B	#	201-1122	520-0640	520-0615	870-0203	214-0059	234-0185
★15JC/284	06SKIN4B	#	201-1122	520-0640	520-0615	870-0203	214-0059	234-0185
★15JC/300	06SKIN4B	#	201-1122	520-0640	520-0615	870-0203	214-0059	234-0185
★15JC/317	06SK/67	#	201-1122	520-0640	520-0615	870-0203	214-0059	234-0185
★15JC/322	06SKIN1B	#	201-1122	520-0640	520-0615	870-0203	214-0059	234-0185
★15JC/333	06SKIN2B	#	201-1122	520-0640	520-0615	870-0203	214-0059	234-0185
★15JC/347	06SKIN2B	#	201-1122	520-0640	520-0615	870-0203	214-0059	234-0185
★15JC/366	06SK/68	#	201-1579	520-0640	520-0615	870-0203	214-0059	234-0185
★15JC/375	06SK/71	#	201-1122	520-0640	520-0615	870-0203	214-0059	234-0185
★15JC/385	06SK/59	#	201-1122	520-0640	520-0615	870-0203	214-0059	234-0185

NOTE: 1. Whenever a Generator Data Number is listed in place of a part number, refer order to factory along with a description of the Part and the Complete Model and Serial Number of the unit.
2. For Explanation of Reference Symbols, see page 7 of this section.

GENERATOR SECTION

REVOLVING FIELD TYPE

GENERATOR DATA NO.	STATIC EXCITER	END BELL NO.	ENGINE TO GENERATOR ADAPTER	WOUND ROTOR ASSY.	WOUND STATOR ASSY.	GENERATOR THROUGH STUD	ROTOR THROUGH STUD	ROTOR STUD NUT	COLLECTOR RING BRUSH	STATIC EXCITER COVER
★ 15JC/386	06SXIN3B	211-0151	#	201-1122	220-0595	520-0640	520-0615	870-0203	214-0072	234-0185
15JC/390	06SXIN4B	211-0146	#	201-1122	220-1352	520-0640	520-0615	870-0203	214-0059	234-0185
15JC/396	06SXIN1B	211-0146	#	201-1122	220-1359	520-0640	520-0615	870-0203	214-0059	234-0185
15JC/397	06SXIN3B	211-0146	#	201-1122	220-1361	520-0640	520-0615	870-0203	214-0059	234-0185
15JC/410	06SX/57	211-0146	#	201-1122	220-1444	520-0640	520-0615	870-0203	214-0059	234-0185
★ 15JC/411	06SXIN1B	211-0152	#	201-1122	220-1445	520-0640	520-0615	870-0203	214-0059	234-0185
15JC/415	06SXIN3B	211-0146	#	201-1122	220-1468	520-0640	520-0615	870-0203	214-0059	234-0185
★ 15JC/419	06SXIN3B	211-0172	#	201-1122	220-0996	520-0640	520-0615	870-0203	214-0059	234-0185
★ 15JC/425	06SXIN3B	211-0152	#	201-1122	220-1504	520-0640	520-0615	870-0203	214-0059	234-0185
15JC/437	06SXIN3B	211-0146	#	201-1122	220-1597	520-0640	520-0615	870-0203	214-0059	234-0185
★ 15JC/447	06SXIN2B	211-0152	#	201-1122	220-1710	520-0640	520-0615	870-0203	214-0059	234-0185
★ 15JC/467	06SXIN2B	211-0152	#	201-1122	220-1765	520-0640	520-0615	870-0203	214-0059	234-0185
15JC/469	06SXIN3B	211-0159	#	201-1122	220-0595	520-0640	520-0615	870-0203	214-0059	234-0185
15JC/478	06SXIN1B	211-0159	#	201-1122	220-0632	520-0640	520-0615	870-0203	214-0059	234-0185
★ 15JC/486	06SXIN3B	211-0152	#	201-1122	220-1927	520-0640	520-0615	870-0203	214-0059	234-0185
★ 15JC/489	06SXIN1B	211-0152	#	201-1122	220-1930	520-0640	520-0615	870-0203	214-0059	234-0185
★ 15JC/491	06SXIN1B	211-0152	#	201-1122	220-1932	520-0640	520-0615	870-0203	214-0059	234-0185
★ 15JC/492	06SXIN3B	211-0152	#	201-1122	220-1933	520-0640	520-0615	870-0203	214-0059	234-0185
★ 15JC/507	06SXIN2B	211-0152	#	201-1122	220-1962	520-0640	520-0615	870-0203	214-0059	234-0185
★ 15JC/508	06SXIN4B	211-0152	#	201-1122	220-1963	520-0640	520-0615	870-0203	214-0059	234-0185
★ 15JC/513	06SXIN1B	211-0152	#	201-1122	220-1985	520-0640	520-0615	870-0203	214-0059	234-0185
15JC/514	06SXIN3B	211-0146	#	201-1122	220-2063	520-0640	520-0615	870-0203	214-0059	234-0185
15JC/515	06SXIN2B	211-0159	#	201-1122	220-1257	520-0640	520-0615	870-0203	214-0059	234-0185
15JC/532	06SXIN3B	211-0172	#	201-1122	220-2120	520-0640	520-0615	870-0203	214-0059	234-0185
15JC/538	06SXIN2B	211-0146	#	201-1122	220-2144	520-0640	520-0615	870-0203	214-0059	234-0185
★ 15RJG/97	06SXIN1B	211-0152	#	201-1122	220-0877	520-0640	520-0615	870-0203	214-0059	234-0185
★ 15RJG/113	06SXIN1B	211-0152	#	201-1122	220-0810	520-0640	520-0615	870-0203	214-0059	234-0185
15RJG/471	06SXIN1B	211-0146	#	201-1122	220-1768	520-0640	520-0615	870-0203	214-0059	234-0185

NOTE: 1. Whenever a Generator Data Number is listed in place of a part number, refer order to factory along with a description of the Part and the Complete Model and Serial Number of the unit.
 2. For Explanation of Reference Symbols, see page 7 of this section.

GENERATOR SECTION

STATIC EXCITERS

7

QTY. USED	DESCRIPTION	MODEL	02SX1N1A	06SX1N1A	06SX1N1B	06SX1N2B	06SX1N3B	06SX1N4B	06SX1N1A	06SX1N1B	06SX1N3B	06SX1S
1	Exciter Complete - Less Cover		209-0001	209-0007	209-0008	209-0009	209-0010	209-0060	209-0011	209-0012	209-0013	209-0056
1	Diagram, Wiring		625-0292	625-0386	625-0423	625-0496	625-0632	625-0711	625-0414	625-0426	625-0633	625-0423
1	Block, Terminal		332-0699	332-0699	332-0745	332-0745	332-0745	332-0745	332-0699	332-0745	332-0745	332-0745
1	Clip, Tinnerman		332-0051	332-0051	332-0051	332-0051	332-0051	332-0051	332-0051	332-0051	332-0051	332-0051
1	Cover, Relay	307-0643										
2	Gasket, Gate Reactor - Inner	232-1551	232-1551	232-1551	232-1551	232-1551	232-1551	232-1551	232-1551	232-1551	232-1551	232-1551
2	Gasket, Gate Reactor - Outer	232-1553	232-1608	232-1608	232-1553	232-1553	232-1553	232-1553	232-1608	232-1553	232-1553	232-1553
2	Gasket, Voltage Control Reactor	232-1548	232-1548	232-1548	232-1548	232-1548	232-1548	232-1548	232-1548	232-1548	232-1548	232-1548
1	Grommet, Rubber - For 7/8" Hole	508-0008	508-0008	508-0008	508-0008	508-0008	508-0008	508-0008	508-0008	508-0008	508-0008	508-0008
2	Nut, Gate Reactor Mounting	870-0065	870-0065	870-0065	870-0065	870-0065	870-0065	870-0065	870-0065	870-0065	870-0065	870-0065
1	Panel Only, Exciter	234-0153	234-0153	234-0153	234-0188	234-0188	234-0188	234-0188	234-0153	234-0188	234-0188	234-0188
2	Reactor, Gate	315-0102	315-0102	315-0102	315-0102	315-0102	315-0102	315-0102	315-0102	315-0102	315-0102	315-0102
1	Reactor, Voltage Control	315-0085	315-0100	315-0100	315-0100	315-0100	315-0100	315-0100	315-0105	315-0105	315-0105	315-0105
1	Rectifier Assembly, Resistor &	305-0242	305-0264	305-0264	305-0264	305-0264	305-0264	305-0388	305-0264	305-0264	305-0388	305-0264
1	Rectifier, Field Flash											
1	Rectifier Only, Power Field - Negative	305-0238	305-0238	305-0238	305-0238	305-0238	305-0238	305-0238	305-0238	305-0238	305-0238	305-0238
2	Rectifier Only, Power Field - Positive	305-0239	305-0239	305-0239	305-0239	305-0239	305-0239	305-0239	305-0239	305-0239	305-0239	305-0239
4	Rectifier, Voltage Control	305-0240	305-0240	305-0240	305-0240	305-0240	305-0240	305-0240	305-0240	305-0240	305-0240	305-0240
1	Relay, Field Built-up	307-0584										
1	Resistor, Fixed (200-Ohm, 50 Watt)	304-0489										
1	Resistor, Fixed (250-Ohm, 25 Watt)											
1	Resistor - Included in Rectifier Assy.	304-0476										
1	Resistor, Voltage Control		304-0510	304-0510	304-0510	304-0510	304-0510	304-0510	304-0510	304-0510	304-0510	304-0510
2	Retainer, Gate Reactor	232-1552	234-0191	232-1552	232-1552	232-1552	232-1552	232-1552	234-0191	232-1552	232-1552	232-1552
2	Spacer, Resistor Mounting	232-1550	232-1550	232-1550	232-1474	232-1474	232-1474	232-1474	232-1550	232-1474	232-1474	232-1474
1	Strip, Block Marker	332-0700	332-0738	332-0738	332-0746	332-0746	332-0925	332-0925	332-0738	332-0746	332-0925	332-0746
1	Stud, Gate Reactor Mounting	520-0211	520-0211	520-0211	520-0641	520-0641	520-0641	520-0641	520-0211	520-0641	520-0641	520-0641
1	Stud (or Screw) - Tapped Resistor Mtg.	812-0116	812-0116		308-0175	308-0175			812-0116	308-0175		308-0175
1	Switch, Residual Reset											
4	Washer, Resistor Centering (two only)											
1	Washer, Retainer - Voltage Control Reactor	304-0015	304-0015	304-0015	304-0015	304-0015	304-0015	304-0015	304-0015	304-0015	304-0015	304-0015
1		526-0173	526-0173	526-0173	526-0173	526-0173	526-0173	526-0173	526-0173	526-0173	526-0173	526-0173

NOTE: Whenever a Generator Data Number is listed in place of a part number, refer order to factory along with a description of the Part and the Complete Model and Serial Number of the Unit.

EXPLANATION OF SYMBOLS:

- * - 2 used per unit.
- ▲ - 3 used per unit.

GENERATOR SECTION

STATIC EXCITERS

QTY. USED	DESCRIPTION	MODEL	06SX/19	06SX/23	06SX/24	06SX/26	06SX/31	06SX/36	06SX/40	06SX/48	06SX/51	06SX/54
1	Exciter Complete - Less Cover		209-0038	209-0041	209-0042	209-0062	209-0046	209-0064	209-0052	209-0068	209-0071	209-0072
1	Diagram, Wiring		625-0529	625-0510	625-0423	625-0516	625-0550	625-0603	625-0685	625-0712	625-0729	625-0748
1	Block, Terminal		332-0537	332-0745	332-0745	332-0745	332-0537	332-0745	332-0604	332-0745	332-0604	332-0745
1	Clip, Timerman		332-0051	332-0051	332-0051	332-0051	332-0051	332-0051	332-0052	332-0051	332-0052	332-0052
1	Condenser, Feed Thru - .1 Mfd.		*312-0082			*312-0082	▲ 312-0082		*312-0082		312-0083	
1	Condenser, Feed Thru - 1.75 Mfd.								312-0083			
1	Condenser, .3 Mfd. - Included in Rectifier Assembly		312-0139			312-0139	312-0139		312-0139			
2	Gasket, Gate Reactor - Inner		232-1551	232-1551	232-1551	232-1551	232-1551	232-1551	232-1551	232-1551	232-1551	232-1551
2	Gasket, Gate Reactor - Outer		232-1553	232-1553	232-1553	232-1553	232-1553	232-1553	232-1553	232-1553	232-1553	232-1553
2	Gasket, Voltage Control Reactor		232-1548	232-1548	232-1548	232-1548	232-1548	232-1548	232-1548	232-1548	232-1548	232-1548
1	Grommet, Rubber - For 7/8" Hole		508-0008	508-0008	508-0008	508-0008	508-0008	508-0008	508-0001	508-0008	508-0001	508-0008
1	Nut, Gate Reactor Mounting		870-0065	870-0065	870-0065	870-0065	870-0065	870-0065	870-0065	870-0065	870-0065	870-0065
2	Panel Only, Exciter		234-0213	234-0188	234-0188	234-0188	234-0213	234-0188	234-0213	234-0188	234-0213	234-0188
1	Reactor, Gate		315-0102	315-0102	315-0102	315-0102	315-0102	315-0102	315-0102	315-0102	315-0102	315-0102
2	Reactor, Voltage Control		315-0100	315-0100	315-0100	315-0100	315-0100	315-0100	315-0100	315-0100	315-0100	315-0100
1	Rectifier Assembly, Resistor &		305-0323	305-0264	305-0264	305-0323	305-0323	305-0264	305-0388	305-0264	305-0421	305-0388
1	Rectifier, Field Flash		305-0276	305-0238	305-0238	305-0276	305-0276	305-0238	305-0239	305-0238	305-0239	305-0238
2	Rectifier Only, Power Field - Negative		305-0277	305-0239	305-0239	305-0277	305-0277	305-0239	305-0239	305-0239	305-0239	305-0239
2	Rectifier Only, Power Field - Positive		305-0275	305-0240	305-0240	305-0275	305-0275	305-0240	305-0240	305-0240	305-0240	305-0240
4	Rectifier, Voltage Control		304-0510	304-0510	304-0510	304-0510	304-0510	304-0510	304-0510	304-0510	304-0510	304-0510
1	Resistor, Fixed (250-Ohm, 25 Watt)		304-0512	304-0512	304-0512	304-0512	304-0512	304-0512	304-0512	304-0512	304-0512	304-0512
1	Resistor - Included in Rectifier Assy.		304-0527	304-0479	304-0527	304-0527	304-0527	304-0527	304-0527	304-0527	304-0527	304-0527
2	Retainer, Gate Reactor		232-1552	232-1552	232-1552	232-1552	232-1552	232-1552	232-1552	232-1552	232-1552	232-1552
2	Spacer, Resistor Mounting		232-1474	232-1474	232-1474	232-1474	232-1474	232-1474	232-1474	232-1474	232-1474	232-1474
1	Strip, Block Marker		332-0554	332-0746	332-0746	332-0554	332-0554	332-0746	332-0939	332-0746	332-0939	332-0925
1	Stud (or Screw) - Tapped Resistor Mtg.		520-0641	520-0641	520-0641	520-0641	520-0641	520-0641	520-0641	520-0641	520-0641	520-0641
1	Switch, Residual Reset		308-0175	308-0175	308-0175	308-0175	308-0175	308-0175	308-0175	308-0175	308-0175	308-0175
4	Washer, Resistor Centering		304-0015	304-0015	304-0015	304-0015	304-0015	304-0015	304-0015	304-0015	304-0015	304-0015
1	Washer, Retainer - Voltage Control Reactor		526-0173	526-0173	526-0173	526-0173	526-0173	526-0173	526-0173	526-0173	526-0173	526-0173

NOTE: Whenever a Generator Data Number is listed in place of a part number, refer order to factory along with a description of the Part and the Complete Model and Serial Number of the unit.

EXPLANATION OF SYMBOLS:

- * - 2 used per unit.
- ▲ - 3 used per unit.

GENERATOR SECTION

STATIC EXCITERS

9

QTY. USED	DESCRIPTION	MODEL	06SX/57	06SX/59	06SX/67	06SX/68	06SX/71
1	Exciter Complete - Less Cover		209-0078	209-0081	209-0086	209-0087	209-0091
1	Diagram, Wiring		625-0758	625-0782	625-0782	625-0874	625-0915
1	Block, Terminal		332-0745	332-0604	332-0745	332-0745	332-0604
1	Clip, Tinnerman		332-0052	332-0052	332-0052	332-0052	332-0052
1	Condenser, Feed Thru - .1 Mfd.			*312-0082			*312-0082
1	Condenser, Feed Thru - 1.75 Mfd.			312-0083			312-0083
1	Condenser, .3 Mfd. - Included in Rectifier Assembly			312-0139			
2	Gasket, Gate Reactor - Inner		232-1551	232-1551	232-1551	232-1551	232-1551
2	Gasket, Gate Reactor - Outer		232-1553	232-1553	232-1553	232-1553	232-1553
2	Gasket, Voltage Control Reactor		232-1548	232-1548	232-1548	232-1548	232-1548
1	Grommet, Rubber - For 7/8" Hole		508-0008		508-0008	508-0008	
1	Nut, Gate Reactor Mounting		870-0065	870-0065	870-0065	870-0065	870-0065
2	Panel Only, Exciter		234-0188	234-0188	234-0188	234-0188	234-0213
1	Reactor, Gate		315-0102	315-0102	315-0102	315-0104	315-0102
2	Reactor, Voltage Control		315-0152	315-0100	315-0100	315-0307	315-0100
1	Rectifier Assembly, Resistor &		305-0388	305-0388	305-0388	305-0388	305-0388
1	Rectifier, Field Flash		305-0239	305-0239	305-0239	305-0239	305-0239
1	Rectifier Only, Power Field - Negative.		305-0238	305-0238	305-0238	305-0238	305-0238
2	Rectifier Only, Power Field - Positive.		305-0239	305-0239	305-0239	305-0239	305-0239
4	Rectifier, Voltage Control		305-0204	305-0240	305-0240	305-0240	305-0240
1	Resistor, Fixed (250-Ohm, 25 Watt)		304-0510	304-0510	304-0510	304-0510	304-0510
1	Resistor - Included in Rectifier Assy.		304-0512	304-0512	304-0512	304-0512	304-0512
1	Resistor, Voltage Control		304-0527	304-0527	304-0479	304-0527	304-0527
2	Retainer, Gate Reactor		232-1552	232-1552	232-1552	232-1552	232-1552
2	Spacer, Resistor Mounting		232-1474	232-1474	232-1474	232-1474	232-1474
1	Strip, Block Marker		332-0925	332-0925	332-0925	332-0925	332-0925
1	Stud (or Screw) - Tapped Resistor Mtg.		520-0641	520-0641	520-0641	520-0641	520-0641
4	Washer, Resistor Centering		304-0015	304-0015	304-0015	304-0015	304-0015
1	Washer, Retainer - Voltage Control Reactor		526-0173	526-0173	526-0173	526-0173	526-0173

NOTE: Whenever a Generator Data Number is listed in place of a part number, refer order to factory along with a description of the Part and the Complete Model and Serial Number of the unit.

EXPLANATION OF SYMBOLS:

* - 2 used per unit.

▲ - 3 used per unit.

GENERATOR SECTION

REVOLVING FIELD TYPE

10

ADDITIONAL STANDARD PARTS REQUIRED FOR ALL GENERATOR MODELS (When used) - See also NOTE ★ below.

234-0162	Baffle, Generator Air	866-0001	Nut, Resistor Mounting
510-0047	Bearing, Rotor		Resistor, Tapped Adjustable -
*212-1064	Block, Collector Ring Brush Guide		(Mounted in Air Outlet) -
235-0064	Blower, Generator		Refer to Control Wiring
232-1565	Bracket, Resistor Mounting		Diagram for Part Number
870-0177	Clip, Air Outlet Cover	204-0061	Ring, Collector
232-0596	Clip, Bearing Stop	520-0620	Stud, Resistor Mounting
332-0050	Clip, Brush Wire	*304-0006	Washer, Resistor Centering
□	Cover, Air Outlet	232-0200	Washer, Rotor Stud
508-0095	Grommet, Rubber - Air Baffle		
508-0112	Grommet, Rubber - Generator Adapter Lead Out		
515-0006	Key, Generator Blower		

★ - ADDITIONAL SPECIAL PARTS REQUIRED FOR SPECIFIC MODELS LISTED. Use these parts in place of (or in addition to) parts listed above as standard.

Generator. Use 212-0285 Brush Rig Assembly; 212-1105 Brush Spring (4); and 234-0199 Air Outlet Cover.

15JC/486	15JC/132
15JC/489	15JC/133
15JC/491	15JC/156
15JC/492	15JC/179
15JC/507	15JC/191
15JC/508	15JC/213
15JC/513	15JC/216
	15JC/229
	15JC/231
	15JC/248
	15JC/322
	15JC/411
	15JC/419
	15JC/425
	15JC/72
	15JC/127
	15JC/537
	15JC/515
	15JC/532

Generator. Use 150-0956 Overspeed Switch Assembly; 150-0958 Overspeed Bracket & Point; and 868-0004 Switch Mounting Jam Nut.

Generator With Heater. If Heater in Control Box use 332-0333 Terminal Block and 332-0499 Marker Strip, 309-0128 Thermostat, Adjusting, 333-0059 Heater Ring.

EXPLANATION OF SYMBOLS

- * - 2 used per unit.
- † - 4 used per unit.
- - Rotor Assembly, Includes Bearing and Generator Blower.
- ▲ - Refer to Static Exciter Portion of this Section for Components.
- ★ - See Special Parts Group above.
- # - No. 231-0099 Adapter used Prior to Spec K; Use No. 231-0111 Begin Spec K.
- - No. 234-0172 Air Outlet Cover used on JC Generators Only; Use No. 234-0199 Air Outlet Cover on RJC Generators Only.
- † - Included in Brush Rig Assembly. (See Special Parts Group Above.)

GENERATOR SECTION

REVOLVING FIELD TYPE

BEGIN SPEC AA

11

GENERATOR	STATOR, WOUND	ROTOR	GEN. THRU STUD (4)	ROTOR THRU STUD (1)
2006-0005	220-2017	*201-2157	520-0797	520-0789
2006-0080	220-2042	*201-2157	520-0797	520-0789
2006-0155	220-2286	*201-2158	520-0798	520-0790

ADDITIONAL STANDARD PARTS - Used With All Generator Models

* - INCLUDES PARTS MARKED +

QTY. USED	REF. NO.	DESCRIPTION	QTY. USED	REF. NO.	DESCRIPTION
211-0237	1	End Bell	510-0112	1	+Rotor Bearing
220-2009	1	Wound Exciter Stator Assembly	232-2398	1	+Bearing Spacer
234-0185	1	Cover, Static Exciter - Unhoused Sets	515-0094	1	+Exciter Rotor Key
234-0223	1	Cover, Static Exciter - Housed Sets	870-0284	1	+Nut, Exciter Rotor Locking
234-0498	1	Cover, Static Exciter - Housed & Unhoused Sets With Overspeed Cutoff Switch	205-0105	1	+Generator Fan
509-0094	1	Seal, "O" Ring	515-0103	1	+Fan Key
850-0050	4	Washer, Lock (3/8)	526-0008	12	+Flat Washer (#10)
862-0011	4	Nut, Hex (3/8-16)	870-0131	8	+Nut, Hex (10-32)
526-0260	2	Washer, Flat	358-0069	1	+Rectifier Assembly (Positive)
853-0013	2	Washer - External Lock (1/4)	201-2151	1	+Rotor, Wound - Exciter
800-0004	2	Screw, Hex Head (1/4-20 x 5/8")	358-0070	1	+Rectifier Assembly (Negative)
850-0040	2	Washer, Lock (1/4)	853-0008	4	+Washer, Shakeproof (#10)
812-0165	2	Screw, Roundhead (1/4-20 x 4-1/2")	813-0100	4	+Screw, Roundhead (10-32 x 1/2")
232-0200	1	Washer, Stud			
850-0055	1	Washer, Lock (7/16")			
870-0203	1	Nut, Hex (7/16-20)			
815-0194	4	Screw, Hex Head			
234-0462	1	Baffle, Air			
508-0095	1	Grommet			
508-0112	1	Grommet			
515-0006	1	Key, Woodruff (#807)			
232-2418	1	Connection Board			
231-0161	1	Generator Adapter			
234-0491	1	Air Outlet Cover			
304-0500	1	Resistor - 12 and 24 Volt DC			
304-0534	1	Resistor - 32 Volt DC			
232-2399	1	Resistor Mounting Bracket			
304-0006	2	Resistor Centering Washer			
150-0956	1	Overspeed Switch - Optional			
150-1446	1	Overspeed Bracket and Point Assembly - Optional			





CONTROL SECTION

CONTAINS THE FOLLOWING-

CONTROL PARTS FOR JB SERIES GENERATOR UNITS.

ALL CONTROL CODES AS LISTED IN THE MODEL DATA SECTION UNDER THE HEADING OF CONTROL CAN BE LOCATED NUMERICALLY BY CODE NUMBER IN THIS CONTROL SECTION. THE WIRING DIAGRAM IS ALSO SHOWN IN THE CONTROL SECTION AND SHOULD AGREE WITH WIRING DIAGRAM SHOWN IN PARENTHESIS AFTER CODE NUMBER IN THE MODEL DATA SECTION. ALL MAJOR PARTS HAVE BEEN LISTED. WIRING DIAGRAMS SHOWING THE LOCATION OF EACH PART WILL BE SENT TO CUSTOMERS REQUESTING ONE BY WIRING DIAGRAM, NOT CODE NUMBER.

CONTROL SECTION

WIRING DIAGRAMS

1

CODE

1

W.D. 602B189

301D1978 Output Connection Box
301B856 Output Box Cover
508-9 Rubber Grommet

2

W.D. 602B195

330-28 Output Connection Box
330-6 Output Box Cover
301B2129 Output Box Mtg. Bracket
331-27 Output Box Connector

3

W.D. 602B197

301D1978 Output Connection Box
301B856 Output Box Cover
508-9 Rubber Grommet

4

W.D. 602B198

301D1978 Output Connection Box
301B856 Output Box Cover
508-9 Rubber Grommet

5

W.D. 602B209

330-28 Output Connection Box
330-6 Output Box Cover
301B2129 Output Box Mtg. Bracket
331-29 Output Box Connector

6

W.D. 602B210

301D1978 Output Connection Box
301B856 Output Box Cover
508-9 Rubber Grommet
301B2309 Reactor Guard
315B142 Compounding Reactor
(Mounts on Output Box)

7

W.D. 602A216

Plant Wiring Circuit Only

8

W.D. 606B133

301D2008 Control Box
301C2081 Control Panel
301C1963 Control Cover
301B2010 Control Mtg. Bracket - R.H.
301B2011 Control Mtg. Bracket - L.H.
308P69 Ignition Switch
308A28 Start Switch
332A236 Terminal Block
332A238 Terminal Block Marker

9

W.D. 611C344

301D1962 Control Box
301B1963 Control Cover
301C1961 Control Panel
301B1964 Control Mtg. Bracket - R.H.
301B1965 Control Mtg. Bracket - L.H.
305A254 Rectifier Mtg. Bracket
305A235 Rectifier
307B40 Start Solenoid
307B623 Ignition Relay
(Cont.)

CODE

W.D. 611C344 (Cont.)

307B597 Start Relay
308P2 Manual or Electric Start
Selector Switch
308P154 Start-Stop Switch
302A446 Ammeter (5-0-5)
332A537 Terminal Block - 4 Place
332A566 Block Marker - 4 Place
332A706 Terminal Block - 8 Place
332K750 Battery Polarity Marker Kit
304A32 Fixed Resistor - 15 Ohm,
10 Watt
304A500 Adj. Resistor - 2 Ohm,
150 Watt (Mounts in Gen-
erator Air Outlet)
332P52 Tinnerman Clip

10

W.D. 611C377

301D2008 Control Box
301C1963 Control Cover
301C2009 Control Panel
301B2010 Control Mtg. Bracket - R.H.
301B2011 Control Mtg. Bracket - L.H.
301B2012 Resistor Cover
304A506 Adjustable Resistor (6 Ohm,
150 Watt)
304A251 Fixed Resistor (30 Ohm,
5 Watt)
307B180 Reverse Current Relay
307B40 Start Solenoid
306A28 Start-Disconnect Relay
307B253 Stop Relay
308P2 Manual or Electric Start
Selector Switch
308P154 Start-Stop Switch
302A446 Ammeter (5-0-5)
332A609 Terminal Block - 2 Place
332A537 Terminal Block - 4 Place
332A566 Block Marker - 4 Place

11

W.D. 611C381

301D1962 Control Box
301B1963 Control Cover
301C1961 Control Panel
301B1964 Control Mtg. Bracket - R.H.
301B1965 Control Mtg. Bracket - L.H.
305A254 Rectifier Bracket
305A235 Rectifier - 10 Amp, 100 Volt
Peak)
307B40 Start Solenoid
307B614 Latching Relay
307B623 Ignition Relay
307B597 Start Relay
302A446 Ammeter (5-0-5)
305P197 Full Wave Rectifier (Eyelet
Connections)
308P2 Manual or Electric Start
Selector Switch
308P154 Start-Stop Switch
(Cont.)

CONTROL SECTION

WIRING DIAGRAMS

CODE

W.D. 611C381 (Cont.)

308P91 Reset Switch
 332A706 Terminal Block - 8 Place
 332A739 Block Marker (4 thru 9)
 332K750 Battery Polarity Marker Kit
 332A537 Terminal Block - 4 Place
 332A566 Block Marker - 4 Place
 304A32 Fixed Resistor - 15 Ohm, 10 Watt
 304A500 Adjustable Resistor - 2 Ohm, 150 Watt (Mounts in Generator Air Outlet)
 332P52 Tinnerman Clip

W.D. 611C383

301D2008 Control Box
 301C1963 Control Cover
 301C2009 Control Panel
 301B2010 Control Mtg. Bracket - **R.H.**
 301B2011 Control Mtg. Bracket - **L.H.**
 301B2012 Resistor Cover
 304A506 Adjustable Resistor (6 Ohm, 150 Watt)
 304A251 Fixed Resistor (30 Ohm, 5 Watt)
 307B40 Start Solenoid
 307B180 Reverse Current Relay
 306A28 Start-Disconnect Relay
 307B253 Stop Relay
 302A446 Ammeter (5-0-5)
 308P2 Manual or Electric Start Selector Switch
 308P154 Start-Stop Switch
 332A609 Terminal Block - 2 Place
 332A537 Terminal Block - 4 Place
 332A566 Block Marker - 4 Place

W.D. 611C397

301D2008 Control Box
 301C1963 Control Cover
 301C2009 Control Panel
 301B2010 Control Mtg. Bracket - **R.H.**
 301B2011 Control Mtg. Bracket - **L.H.**
 301B2012 Resistor Cover
 304A506 Adjustable Resistor (6 Ohm, 150 Watt)
 304A251 Fixed Resistor (30 Ohm, 5 Watt)
 307B40 Start Solenoid
 306A28 Start-Disconnect Relay
 307B614 Latching Relay
 307B180 Reverse Current Relay
 307B253 Stop Relay
 302A446 Ammeter (5-0-5)
 308P2 Manual or Electric Start Selector Switch
 308P154 Start-Stop Switch
 308P91 Reset Switch

(Cont.)

CODE

W.D. 611C397 (Cont.)

332A609 Terminal Block - 2 Place
 332A537 Terminal Block - 4 Place
 332A566 Block Marker - 4 Place

W.D. 611C403

301D1962 Control Box
 301B1963 Control Cover
 301C1961 Control Panel
 301B1964 Control Mtg. Bracket - **R.H.**
 301B1965 Control Mtg. Bracket - **L.H.**
 305A254 Rectifier Mtg. Bracket
 305A235 Rectifier
 307B40 Start Solenoid
 307B623 Ignition Relay
 307B597 Start Relay
 302A446 Ammeter (5-0-5)
 308P2 Manual or Electric Start Selector Switch
 308P154 Start-Stop Switch
 332A706 Terminal Block - 8 Place
 332A739 Block Marker (4 thru 9)
 332K750 Battery Polarity Marker Kit
 332A556 Block Marker - 4 Place
 332A537 Terminal Block - 4 Place
 304A32 Fixed Resistor - 15 Ohm, 10 Watt
 304A500 Adjustable Resistor - 2 Ohm, 150 Watt (Mounts in Generator Adapter)
 332P52 Tinnerman Clip

W.D. 611C422

301D2008 Control Box
 301C1963 Control Cover
 301C2009 Control Panel
 301B2010 Control Mtg. Bracket - **R.H.**
 301B2011 Control Mtg. Bracket - **L.H.**
 301B2012 Resistor Cover
 304A506 Adjustable Resistor (6 Ohm, 150 Watt)
 304A251 Fixed Resistor (30 Ohm, 5 Watt)
 307B40 Start Solenoid
 306A28 Start-Disconnect Relay
 307B180 Reverse Current Relay
 307B253 Stop Relay
 302A446 Ammeter (5-0-5)
 308P2 Manual or Electric Start Selector Switch
 308P154 Start-Stop Switch
 332A609 Terminal Block - 2 Place
 332A537 Terminal Block - 4 Place
 332A566 Block Marker - 4 Place

W.D. 611C423

301D2008 Control Box
 301C1963 Control Cover
 301C2009 Control Panel

(Cont.)

CONTROL SECTION

WIRING DIAGRAMS

3

CODE

W.D. 611C423 (Cont.)

301B2010 Control Mtg. Bracket - R.H.
301B2011 Control Mtg. Bracket - L.H.
301B2012 Resistor Cover
304A506 Adjustable Resistor - 6 Ohm,
150 Watt
304A251 Fixed Resistor - 30 Ohm,
5 Watt
307B40 Start Solenoid
306A28 Start-Disconnect Relay
307B614 Latching Relay
307B180 Reverse Current Relay
307B253 Stop Relay
302A446 Ammeter (5-0-5)
308P2 Manual or Electric Start
Selector Switch
308P154 Start-Stop Switch
308P91 Reset Switch
332A609 Terminal Block - 2 Place
332A537 Terminal Block - 4 Place
332A566 Block Marker - 4 Place

17

W.D. 611C424

301D1962 Control Box
301B1963 Control Cover
301C1961 Control Panel
301B1964 Control Mtg. Bracket - R.H.
301B1965 Control Mtg. Bracket - L.H.
305A254 Rectifier Mtg. Bracket
305A235 Rectifier (10 Amp. 100 Volt
Peak)
307B40 Start Solenoid
307B614 Latching Relay
307B623 Ignition Relay
307B597 Start Relay
302A446 Ammeter (5-0-5)
305P197 Full Wave Rectifier (Eyelet
Connections)
308P2 Manual or Electric Start
Selector Switch
308P154 Start-Stop Switch
308P91 Reset Switch
332A706 Terminal Block - 8 Place
332A739 Block Marker (4 thru 9)
332K750 Battery Polarity Marker Kit
332A537 Terminal Block - 4 Place
332A566 Block Marker - 4 Place
304A32 Fixed Resistor - 15 Ohm,
10 Watt
304A500 Adjustable Resistor - 2 Ohm,
150 Watt (Mounts in
Generator Air Outlet)
332P52 Tinnerman Clip

18

W.D. 611C425

301D2008 Control Box
301C1963 Control Cover
301C2009 Control Panel
301B2010 Control Mtg. Bracket - R.H.
301B2011 Control Mtg. Bracket - L.H.
(Cont.)

CODE

W.D. 611C425 (Cont.)

301B2012 Resistor Cover
304A506 Adjustable Resistor (6 Ohm,
150 Watt)
304A251 Fixed Resistor (30 Ohm,
5 Watt)
307B40 Start Solenoid
307B180 Reverse Current Relay
306A28 Start-Disconnect Relay
307B253 Stop Relay
308P2 Manual or Electric Start
Selector Switch
308P154 Start-Stop Switch
302A446 Ammeter (5-0-5)
332A609 Terminal Block - 2 Place
332A537 Terminal Block - 4 Place
332A566 Block Marker - 4 Place

19

W.D. 611C430

301D1962 Control Box
301B1963 Control Cover
301C1961 Control Panel
301B1964 Control Mtg. Bracket - R.H.
301B1965 Control Mtg. Bracket - L.H.
305A254 Rectifier Mtg. Bracket
305A235 Rectifier
307B40 Start Solenoid
307B623 Ignition Relay
307B597 Start Relay
302A446 Ammeter (5-0-5)
308P2 Manual or Electric Start
Selector Switch
308P154 Start-Stop Switch
332A706 Terminal Block - 8 Place
332A739 Block Marker (4 thru 9)
332K750 Battery Polarity Marker Kit
332A537 Remote Terminal Block -
4 Place
332A566 Remote Terminal Block -
Marker (Marked B+, 1, 2, 3)
304A32 Fixed Resistor - 15 Ohm,
10 Watt)
304A500 Adjustable Resistor - 2 Ohm,
150 Watt (Mounts in Gen-
erator Air Outlet)
332P52 Tinnerman Clip

20

W.D. 611C431

301D1962 Control Box
301B1963 Control Cover
301C1961 Control Panel
301B1964 Control Mtg. Bracket - R.H.
301B1965 Control Mtg. Bracket - L.H.
305A254 Rectifier Bracket
305A235 Rectifier - 10 Amp, 100
Volt Peak)
307B40 Start Solenoid
307B614 Latching Relay
307B623 Ignition Relay
307B597 Start Relay
(Cont.)

CONTROL SECTION

WIRING DIAGRAMS

CODE

W.D. 611C431 (Cont.)

302A446 Ammeter (5-0-5)
 308P2 Manual or Electric Start
 Selector Switch
 308P154 Start-Stop Switch
 308P91 Reset Switch
 305P197 Full Wave Rectifier (Eyelet
 Connections)
 332A706 Terminal Block - 8 Place
 332A739 Terminal Block Marker (4
 thru 9)
 332K750 Battery Polarity Marker
 Kit
 332A537 Terminal Block - 4 Place
 332A566 Block Marker (Marked
 B+, 1, 2, 3)
 304A32 Fixed Resistor - 15 Ohm,
 10 Watt
 304A500 Adjustable Resistor - 2 Ohm,
 150 Watt (Mounted in Gen-
 erator Air Outlet)
 332P52 Tinnerman Clip

21

W.D. 611C434

301D1962 Control Box
 301B1963 Control Cover
 301C1961 Control Panel
 301B1964 Control Mtg. Bracket - R.H.
 301B1965 Control Mtg. Bracket - L.H.
 305A254 Rectifier Mtg. Bracket
 305A235 Rectifier
 307B40 Start Solenoid
 307B623 Ignition Relay
 307B597 Start Relay
 302A446 Ammeter (5-0-5)
 308P2 Manual or Electric Start
 Selector Switch
 308P154 Start-Stop Switch
 332A706 Terminal Block - 8 Place
 332A739 Block Marker (4 thru 9)
 332K750 Battery Polarity Marker Kit
 332A537 Terminal Block - 4 Place
 332A566 Block Marker (Marked B+,
 1, 2, 3)
 304A32 Fixed Resistor - 15 Ohm,
 10 Watt
 304A500 Adjustable Resistor - 2 Ohm,
 150 Watt (Mounted in Gen-
 erator Air Outlet)
 333P52 Tinnerman Clip

22

W.D. 611C435

301D1962 Control Box
 301B1963 Control Cover
 301C1961 Control Panel
 301B1964 Control Mtg. Bracket - R.H.
 301B1965 Control Mtg. Bracket - L.H.
 305A254 Rectifier Mtg. Bracket
 305A235 Rectifier (10 Amp, 100 Volt
 Peak)
 307B40 Start Solenoid
 307B614 Latching Relay
 (Cont.)

CODE

W.D. 611C435 (Cont.)

307B623 Ignition Relay
 307B597 Start Relay
 302A446 Ammeter (5-0-5)
 308P2 Manual or Electric Start
 Selector Switch
 308P154 Start-Stop Switch
 308P91 Reset Switch
 332A706 Terminal Block - 8 Place
 332A739 Block Marker (4 thru 9)
 332K750 Battery Polarity Marker
 Kit
 332A537 Terminal Block - 4 Place
 332A566 Block Marker (Marked B+,
 1, 2, 3)
 305P197 Full Wave Rectifier (Eyelet
 Connections)
 304A32 Fixed Resistor - 15 Ohm,
 10 Watt
 304A500 Adjustable Resistor - 2
 Ohm, 150 Watt (Mounted
 in Generator Air Outlet)
 333P52 Tinnerman Clip

23

W.D. 611C438

301D1962 Control Box
 301B1963 Control Cover
 301C1961 Control Panel
 301B1964 Control Mtg. Bracket - R.H.
 301B1965 Control Mtg. Bracket - L.H.
 305A254 Rectifier Mtg. Bracket
 305A235 Rectifier
 307B40 Start Solenoid
 307B623 Ignition Relay
 307B597 Start Relay
 302A446 Ammeter (5-0-5)
 308P2 Manual or Electric Start
 Selector Switch
 308P154 Start-Stop Switch
 332A706 Terminal Block - 8 Place
 332A739 Block Marker (4 thru 9)
 332K750 Battery Polarity Marker Kit
 332A537 Terminal Block - 4 Place
 332A566 Block Marker (Marked B+,
 1, 2, 3)
 304A32 Fixed Resistor - 15 Ohm,
 10 Watt
 304A500 Adjustable Resistor - 2 Ohm,
 150 Watt (Mounted in Gen-
 erator Air Outlet)
 332P52 Tinnerman Clip

24

W.D. 611C443

301D2008 Control Box
 301C1963 Control Cover
 301C2009 Control Panel
 301B2010 Control Mtg. Bracket - R.H.
 301B2011 Control Mtg. Bracket - L.H.
 301B2012 Resistor Cover
 304A506 Adjustable Resistor (6 Ohm,
 150 Watt)
 304A251 Fixed Resistor (30 Ohm, 5 Watt)
 (Cont.)

CONTROL SECTION

5

WIRING DIAGRAMS

CODE

W.D. 611C443 (Cont.)

307B40 Start Solenoid
306A28 Start-Disconnect Relay
307B180 Reverse Current Relay
307B253 Stop Relay
308P2 Manual or Electric Start
Selector Switch
308P154 Start-Stop Switch
302A446 Ammeter (5-0-5)
332A609 Terminal Block - 2 Place
332A537 Terminal Block - 4 Place
332A566 Block Marker - 4 Place

25

W.D. 611C450

301D1962 Control Box
301B1963 Control Cover
301C2092 Control Panel
301B1964 Control Mtg. Bracket - R.H.
301B1965 Control Mtg. Bracket - L.H.
508-1 Rubber Grommet
305A254 Rectifier Mtg. Bracket
305A235 Rectifier (10 Amp, 100 Volt
Peak)
307B614 Latching Relay
308A28 Start Switch
302A446 Ammeter (5-0-5)
305P197 Full Wave Rectifier (Eyelet
Connections)
308P2 Ignition Switch
308P91 Reset Switch
332A706 Terminal Block - 8 Place
332A739 Block Marker (4 thru 9)
332K750 Battery Polarity Marker Kit
332A419 Terminal Block - 4 Place
332A744 Block Marker - 4 Place
332A440 Terminal Jumper (2)
304A500 Adjustable Resistor (Mounts
in Generator Outlet)

26

W.D. 611C453

301D2008 Control Box
301C1953 Control Cover
301C2095 Control Panel
301B2010 Control Mtg. Bracket - R.H.
301B2011 Control Mtg. Bracket - L.H.
301B2012 Resistor Cover
304A506 Adjustable Resistor - 6 Ohm,
150 Watt
307B180 Reverse Current Relay
307B614 Latching Relay
308A28 Start Switch
308P2 Ignition Switch
308P91 Reset Switch
302A446 Ammeter (5-0-5)
332A236 Terminal Block
332A238 Block Marker

27

W.D. 611C480

301D2118 Control Box
301B2120 Control Cover
(Cont.)

CODE

W.D. 611C480 (Cont.)

301B2119 Control Panel
301B2121 Control Mtg. Bracket - R.H.
301B2122 Control Mtg. Bracket - L.H.
305A254 Rectifier Mtg. Bracket
305A235 Rectifier
307B40 Start Solenoid
307B623 Ignition Relay
307B597 Start Relay
308P2 Manual or Electric Start
Switch
308P154 Start-Stop Switch
302A446 Ammeter (5-0-5)
332A611 Terminal Block - 3 Place
332A612 Block Marker (1, 2, 3)
332A231 Terminal Block - 2 Place
332A571 Block Marker (T, T3)
332A439 Jumper (T, to T3)
332A604 Terminal Block - 5 Place
332A613 Block Marker (4, 5, -, +)
304A32 Fixed Resistor - 15 Ohm,
10 Watt
304A500 Adjustable Resistor - 2 Ohm,
150 Watt (Mounted in Gen-
erator Air Outlet)
332-142 Ground Terminal (2)
312A102 Condenser .25 Mfd. - Off
Terminals 2 & 3 (2)
312P83 Feed Thru Condenser 1.75
Mfd (7)
312P85 Condenser 4 Mfd. (Off
Starter)
312P95 Condenser 1.9 Mfd (Off
Terminals T, & T2)

28

W.D. 611C492

301B2140 Control Box
301B1963 Control Cover
301C2141 Control Panel
301B1964 Control Mtg. Bracket - R.H.
301B1965 Control Mtg. Bracket - L.H.
305A254 Rectifier Mtg. Bracket
305A276 Rectifier
307B40 Start Solenoid
307B597 Start Relay
307B623 Ignition Relay
302A446 Ammeter (5-0-5)
308P2 Manual or Electric Start
Selector Switch
308P154 Start-Stop Switch
332A706 Terminal Block - 8 Place
332A739 Block Marker (4 thru 9)
332K750 Battery Polarity Marker Kit
332A537 Terminal Block - 4 Place
332A566 Block Marker (B+, 1, 2, 3)
304A32 Fixed Resistor - 15 Ohm,
10 Watt
304A500 Adjustable Resistor - 2 Ohm,
15 Watt (Mounted in Gen-
erator Air Outlet)
320P204 Circuit Breaker - 30 Amp.
(Cont.)

CONTROL SECTION

WIRING DIAGRAMS

CODE

W.D. 611C492 (Cont.)

- 320P205 Circuit Breaker (Used on early models) for replacement order #320B104 Relay, #304A217 Resistor and #611C492 Wiring Diagram
- 320A104 Emergency Relay (with Reset Button)
- 304A217 Resistor - 1 Ohm, 10 Watt (Used with #320A104 Relay Only)
- 301A2413 Emergency Relay Mtg. Plate
- 321-17 Fuse Block
- 321-20 Fuse - 60 Amp
- 321-126 Fuse Holder (2)
- 321-127 Fuse - 15 Amp (2)
- 332P52 Tinnerman Clip

29

W.D. 611C528

- 301D1962 Control Box
- 301B1963 Control Cover
- 301C1961 Control Panel
- 301B1964 Control Mtg. Bracket - R.H.
- 301B1965 Control Mtg. Bracket - L.H.
- 305A254 Rectifier Mtg. Bracket
- 305A235 Rectifier
- 307B40 Start Solenoid
- 307B623 Start-Disconnect Relay
- 307B597 Start Relay
- 308P2 Manual or Electric Start Selector Switch
- 308P154 Start-Stop Switch
- 320A104 Emergency Relay
- 302A446 Ammeter (5-0-5)
- 304A32 Fixed Resistor - 15 Ohm, 10 Watt
- 304A500 Adjustable Resistor - 2 Ohm, 150 Watt (Mounted in Generator Air Outlet)
- 304A217 Fixed Resistor - 1 Ohm, 10 Watt
- 332A706 Terminal Block - 8 Place
- 332A739 Block Marker (4 thru 9)
- 332K750 Battery Polarity Marker Kit
- 332A537 Terminal Block - 4 Place
- 332A566 Block Marker (B+, 1, 2, 3)
- 332P52 Tinnerman Clip

30

W.D. 611C529

- 301D1962 Control Box
 - 301B1963 Control Cover
 - 301C1961 Control Panel
 - 301B1964 Control Mtg. Bracket - R.H.
 - 301B1965 Control Mtg. Bracket - L.H.
 - 305A254 Rectifier Mtg. Bracket
 - 305A235 Rectifier
 - 307B40 Start Solenoid
- (Cont.)

CODE

W.D. 611C529 (Cont.)

- 307B623 Ignition Relay
- 307B597 Start Relay
- 308P2 Manual-Electric Start Selector Switch
- 320A104 Emergency Relay
- 302A446 Ammeter (5-0-5)
- 308P154 Start-Stop Switch
- 332A706 Terminal Block - 8 Place
- 332A739 Block Marker (4 thru 9)
- 332K750 Battery Polarity Marker Kit
- 332A537 Terminal Block - 4 Place
- 332A566 Block Marker (B+, 1, 2, 3)
- 304A32 Fixed Resistor - 15 Ohm, 10 Watt
- 304A217 Fixed Resistor - 10 Ohm, 10 Watt
- 304A500 Adjustable Resistor - 2 Ohm, 150 Watt (Mounted in Generator Air Outlet)
- 332P52 Tinnerman Clip

31

W.D. 611C530

- 301D1962 Control Box
- 301B1963 Control Cover
- 301C1961 Control Panel
- 301B1964 Control Mtg. Bracket - R.H.
- 301B1965 Control Mtg. Bracket - L.H.
- 305A254 Rectifier Mtg. Bracket
- 305A235 Rectifier
- 307B40 Start Solenoid
- 307B623 Ignition Relay
- 307B597 Start Relay
- 320A104 Emergency Relay (Reset)
- 308P2 Manual or Electric Start Selector Switch
- 308P154 Start-Stop Relay
- 302A446 Ammeter (5-0-5)
- 332A706 Terminal Block - 8 Place
- 332A739 Block Marker (4 thru 9)
- 332K750 Battery Polarity Marker Kit
- 332A537 Terminal Block - 4 Place
- 332A566 Block Marker (B+, 1, 2, 3)
- 304A32 Fixed Resistor - 15 Ohm, 10 Watt
- 304A217 Fixed Resistor - 1 Ohm, 10 Watt
- 304A500 Adjustable Resistor - 2 Ohm, 150 Watt (Mounted in Generator Air Outlet)
- 332P52 Tinnerman Clip

32

W.D. 611C534

- 301D2008 Control Box
 - 301C1963 Control Cover
 - 301C2009 Control Panel
 - 301B2010 Control Mtg. Bracket - R.H.
 - 301B2011 Control Mtg. Bracket - L.H.
 - 301B2012 Resistor Cover
 - 304A506 Adjustable Resistor - 6 Ohm, 150 Watt
- (Cont.)

CONTROL SECTION

7

WIRING DIAGRAMS

CODE

W.D. 611C534 (Cont.)

304A251 Fixed Resistor - 30 Ohm,
5 Watt
304A217 Fixed Resistor - 1 Ohm,
10 Watt
307B40 Start Solenoid
306A28 Start-Disconnect Relay
307B180 Reverse Current Relay
307B253 Stop Relay
308P154 Start-Stop Relay
320A104 Emergency Relay (Reset)
308P2 Manual or Electric Start
Selector Switch
302A446 Ammeter (5-0-5)
332A611 Terminal Block - 3 Place
332A612 Block Marker - 3 Place
332A537 Block Marker - 4 Place
332A566 Block Marker - 4 Place

33

W.D. 611C535

301D2008 Control Box
301C1963 Control Cover
301C2009 Control Panel
301B2010 Control Mtg. Bracket - R.H.
301B2011 Control Mtg. Bracket - L.H.
301B2012 Resistor Cover
304A506 Adjustable Resistor - 6 Ohm,
150 Watt
304A251 Fixed Resistor - 30 Ohm,
5 Watt
304A217 Fixed Resistor - 1 Ohm,
10 Watt
307B40 Start Solenoid
306A28 Start-Disconnect Relay
307B180 Reverse Current Relay
307B253 Stop Relay
308P2 Manual or Electric Start
Selector Switch
320A104 Emergency Relay (Reset)
302A446 Ammeter (5-0-5)
308P154 Start-Stop Relay
332A611 Terminal Block - 3 Place
332A612 Block Marker - 3 Place
332A537 Terminal Block - 4 Place
332A566 Block Marker - 4 Place

34

W.D. 611C536

301D2008 Control Box
301C1963 Control Cover
301C2009 Control Panel
301B2010 Control Mtg. Bracket - R.H.
301B2011 Control Mtg. Bracket - L.H.
301B2012 Resistor Cover
304A506 Adjustable Resistor - 6 Ohm,
150 Watt
304A251 Fixed Resistor - 30 Ohm,
5 Watt
304A217 Fixed Resistor - 1 Ohm,
10 Watt
307B40 Start Solenoid
(Cont.)

CODE

W.D. 611C536 (Cont.)

306A28 Start-Disconnect Relay
307B180 Reverse Current Relay
307B253 Stop Relay
320A104 Emergency Relay (Reset)
308P2 Manual or Electric Start
Selector Switch
308P154 Start-Stop Switch
302A446 Ammeter (5-0-5)
332A611 Terminal Block - 3 Place
332A612 Block Marker - 3 Place
332A537 Terminal Block - 4 Place
332A566 Block Marker - 4 Place

35

W.D. 611C537

301D2008 Control Box
301C1963 Control Cover
301C2009 Control Panel
301B2010 Control Mtg. Bracket - R.H.
301B2011 Control Mtg. Bracket - L.H.
301B2012 Resistor Cover
304A506 Adjustable Resistor - 6 Ohm,
150 Watt
304A251 Fixed Resistor - 30 Ohm,
5 Watt
304A217 Fixed Resistor - 1 Ohm,
10 Watt
307B40 Start Solenoid
306B28 Start-Disconnect Relay
307B180 Reverse Current Relay
307B253 Stop Relay
320A104 Emergency Relay (Reset)
308P2 Manual or Electric Start
Selector Switch
308P154 Start-Stop Switch
302A446 Ammeter (5-0-5)
332A611 Terminal Block - 3 Place
332A612 Block Marker - 3 Place
332A537 Terminal Block - 4 Place
332A566 Block Marker - 4 Place

36

W.D. 611C549

301D2008 Control Box
301C1963 Control Cover
301C2009 Control Panel
301B2010 Control Mtg. Bracket - R.H.
301B2011 Control Mtg. Bracket - L.H.
301B2012 Resistor Cover
304A506 Adjustable Resistor - 6 Ohm,
150 Watt
304A251 Fixed Resistor - 30 Ohm,
5 Watt
304A217 Fixed Resistor - 1 Ohm,
10 Watt
307B40 Start Solenoid
306A28 Start-Disconnect Relay
307B180 Reverse Current Relay
307B253 Stop Relay
320A104 Emergency Relay (Reset)
308P2 Manual or Electric Start
Selector Switch
(Cont.)

CONTROL SECTION

WIRING DIAGRAMS

CODE

W.D. 611C549 (Cont.)

308P154 Start-Stop Switch
 302A446 Ammeter (5-0-5)
 332A611 Terminal Block - 3 Place
 332A612 Block Marker - 3 Place
 332A537 Terminal Block - 4 Place
 332A566 Block Marker - 4 Place

37

W.D. 611C550

301D1962 Control Box
 301B1963 Control Cover
 301C2092 Control Panel
 301B1964 Control Mtg. Bracket - R.H.
 301B1965 Control Mtg. Bracket - L.H.
 305A254 Rectifier Mtg. Bracket
 305A235 Rectifier
 308A28 Start Switch
 308P2 Ignition Switch
 302A446 Ammeter (5-0-5)
 320A104 Emergency Relay
 332A706 Terminal Block - 8 Place
 332A739 Block Marker (4 thru 9)
 332K750 Battery Polarity Marker Kit
 332A419 Terminal Block - 4 Place
 332A744 Block Marker (T1, T3, T2, T4)
 332A440 Terminal Jumper (2)
 304A217 Fixed Resistor - 1 Ohm, 10 Watt
 304A500 Adjustable Resistor - 2 Ohm, 150 Watt (Mounted in Generator Air Outlet)

38

W.D. 611C552

301D1962 Control Box
 301B1963 Control Cover
 301C1961 Control Panel
 301B1964 Control Mtg. Bracket - R.H.
 301B1965 Control Mtg. Bracket - L.H.
 305A254 Rectifier Mtg. Bracket
 305A235 Rectifier
 307B40 Start Solenoid
 307B623 Ignition Relay
 307B597 Start Relay
 302A446 Ammeter (5-0-5)
 308P2 Manual or Electric Start Selector Switch
 308P154 Start-Stop Switch
 332A706 Terminal Block - 8 Place
 332A739 Block Marker -(4 thru 9)
 332K750 Battery Polarity Marker Kit
 332A537 Terminal Block - 4 Place
 332A566 Block Marker (B+, 1, 2, 3)
 304A32 Fixed Resistor - 15 Ohm, 10 Watt
 304A500 Adjustable Resistor - 2 Ohm, 150 Watt (Mounted in Generator Air Outlet)
 332P52 Tinnerman Clip

CODE

39

W.D. 611C565

301D2008 Control Box
 301C1963 Control Cover
 301C2009 Control Panel
 301B2010 Control Mtg. Bracket - R.H.
 301B2011 Control Mtg. Bracket - L.H.
 301B2012 Resistor Cover
 304A506 Adjustable Resistor - 6 Ohm, 150 Watt
 304A251 Fixed Resistor - 30 Ohm, 5 Watt
 304A217 Fixed Resistor - 1 Ohm, 10 Watt
 307B40 Start Solenoid
 306A28 Start-Disconnect Relay
 307B597 Fuel Solenoid Relay
 307B180 Reverse Current Relay
 307B253 Stop Relay
 320A104 Emergency Relay(Reset)
 308P2 Manual or Electric Start Selector Switch
 308P154 Start-Stop Switch
 332A611 Terminal Block - 3 Place
 332A612 Block Marker - 3 Place
 332A537 Terminal Block - 4 Place
 332A566 Block Marker - 4 Place
 302A446 Ammeter (5-0-5)

40

W.D. 611C568

301D1962 Control Box
 301B1963 Control Cover
 301C1961 Control Panel
 301B1964 Control Mtg. Bracket - R.H.
 301B1965 Control Mtg. Bracket - L.H.
 305A254 Rectifier Mtg. Bracket
 305A235 Rectifier
 307B40 Start Solenoid
 307B116 Stop Relay
 307B623 Start-Disconnect Relay
 307B597 Start Relay
 302A446 Ammeter (5-0-5)
 308P2 Manual or Electric Start Selector Switch
 308P154 Start-Stop Switch
 332A706 Terminal Block - 8 Place
 332A739 Block Marker (4 thru 9)
 332K750 Battery Polarity Marker Kit
 332A537 Terminal Block - 4 Place
 332A566 Block Marker (B+, 1, 2, 3)
 332P52 Tinnerman Clip
 304A32 Fixed Resistor - 15 Ohm, 10 Watt
 304A500 Adjustable Resistor - 2 Ohm, 150 Watt (Mounted in Generator Air Outlet)

41

W.D. 611C570

301D1962 Control Box
 301B1963 Control Cover
 (Cont.)

CONTROL SECTION

9

WIRING DIAGRAMS

CODE

W.D. 611C570 (Cont.)

301C1961 Control Panel
301B1964 Control Mtg. Bracket - R.H.
301B1965 Control Mtg. Bracket - L.H.
305A254 Rectifier Mtg. Bracket
305A235 Rectifier
307B40 Start Solenoid
307B623 Ignition Relay
307B597 Start Relay
302A446 Ammeter (5-0-5)
308P2 Manual or Electric Start
Selector Switch
308P154 Start-Stop Relay
332A706 Terminal Block - 8 Place
332A739 Block Marker (4 thru 9)
332K750 Battery Polarity Marker Kit
332A537 Terminal Block - 4 Place
332A566 Block Marker (B-, 1, 2, 3,)
304A32 Fixed Resistor - 15 Ohm,
10 Watt
304A500 Adjustable Resistor - 2 Ohm,
150 Watt (Mounted in
Generator Air Outlet)
332P52 Tinnerman Clip

42

W.D. 611C573

301D2008 Control Box
301C1963 Control Cover
301C2009 Control Panel
301B2010 Control Mtg. Bracket - R.H.
301B2011 Control Mtg. Bracket - L.H.
301B2012 Resistor Cover
304A506 Adjustable Resistor - 6 Ohm,
150 Watt
304A251 Fixed Resistor - 30 Ohm,
5 Watt
307B40 Start Solenoid
312A57 Condenser (off Start Solenoid)
306A28 Start-Disconnect Relay
307B180 Reverse Current Relay
307B253 Stop Relay
308P2 Manual or Electric Start
Selector Switch
308P154 Start-Stop Switch
332A609 Terminal Block - 2 Place
332A537 Terminal Block - 4 Place
332A566 Block Marker - 4 Place
302A446 Ammeter - (5-0-5)

43

W.D. 611C575

301D1962 Control Box
301B1963 Control Cover
301C1961 Control Panel
301B1964 Control Mtg. Bracket - R.H.
301B1965 Control Mtg. Bracket - L.H.
305A254 Rectifier Mtg. Bracket
305A235 Rectifier
307B40 Start Solenoid
307B623 Ignition Relay
307B597 Start Relay
(Cont.)

CODE

W.D. 600C575 (Cont.)

307B535 Hi-Temp. Stop & Alarm
Relay
308P2 Manual or Electric Start
Selector Switch
308P154 Start-Stop Relay
302A446 Ammeter (5-0-5)
320B221 Emergency Relay
332A706 Terminal Block - 8 Place
332A739 Block Marker (4 thru 9)
332K750 Battery Polarity Marker Kit
332A609 Terminal Block - 2 Place
332A610 Block Marker - 2 Place
332A537 Terminal Block - 4 Place
332A566 Block Marker (B+, 1, 2, 3)
304A32 Fixed Resistor - 15 Ohm,
10 Watt
304A217 Fixed Resistor - 1 Ohm,
10 Watt
304A500 Adjustable Resistor - 2
Ohm, 150 Watt
(Mounted in Generator
Air Outlet)
332P52 Tinnerman Clip

44

W.D. 611C577

301D1962 Control Box
301B1963 Control Cover
301C2335 Control Panel
301B1964 Control Mtg. Bracket - R.H.
301B1965 Control Mtg. Bracket - L.H.
305A254 Rectifier Mtg. Bracket
305A235 Rectifier
307B61 Start Solenoid
308P154 Start-Stop Switch
302A446 Ammeter (5-0-5)
332A537 Terminal Block (Marker
7, 1, , +)
332A554 Block Marker (7, -, , +)
332K750 Battery Polarity Marker
Kit
332A254 Terminal Block - Load
332A603 Block Marker (T1, T3, T2, T4)
332A439 Terminal Jumper (2)
312A22 Condenser (off T, & T4
Terminals)
304A521 Adjustable Resistor - 8 Ohm,
150 Watt (Mounted in
Generator Air Outlet)

45

W.D. 611C583

301D1962 Control Box
301B1963 Control Cover
301C1961 Control Panel
301B1964 Control Mtg. Bracket - R.H.
301B1965 Control Mtg. Bracket - L.H.
305A254 Rectifier Mtg. Bracket
305A238 Rectifier
307B61 Start Solenoid
307B623 Ignition Relay
(Cont.)

CONTROL SECTION

WIRING DIAGRAMS

CODE

W.D. 611C583 (Cont.)

307B597 Start Relay
 308P2 Manual or Electric Start
 Selector Switch
 308P154 Start- Stop Switch
 302A446 Ammeter (5-0-5)
 332A706 Terminal Block - 8 Place
 332A739 Block Marker (4 thru 9)
 332K750 Battery Polarity Marker Kit
 332A537 Terminal Block - 4 Place
 332A566 Block Marker (B-, 1, 2, 3)
 304A276 Fixed Resistor - 75 Ohm,
 10 Watt)
 304A194 Adjustable Resistor -
 50 Ohm, 25 Watt
 304A521 Adjustable Resistor - 8
 Ohm, 150 Watt
 (Mounts in Generator
 Air Outlet)
 332P52 Tinnerman Clip

46

W.D. 611C589

301D2008 Control Box
 301C1963 Control Cover
 301C2009 Control Panel
 301B2010 Control Mtg. Bracket - R.H.
 301B2011 Control Mtg. Bracket - L.H.
 301B2012 Resistor Cover
 304A506 Adjustable Resistor - 6 Ohm,
 150 Watt
 304A251 Fixed Resistor - 30 Ohm,
 5 Watt
 307B40 Start Solenoid
 306A28 Start-Disconnect Relay
 307B180 Reverse Current Relay
 307B253 Stop Relay
 302A446 Ammeter (5-0-5)
 308P2 Manual or Electric Start
 Selector Switch
 308P154 Start-Stop Switch
 332A609 Terminal Block - 2 Place
 332A537 Terminal Block - 4 Place
 332A566 Terminal Block - 4 Place

47

W.D. 611C594

301D1962 Control Box
 301B1963 Control Cover
 301C2376 Control Panel
 301B1964 Control Mtg. Bracket - R.H.
 301B1965 Control Mtg. Bracket - L.H.
 305A254 Rectifier Mtg. Bracket
 305A235 Rectifier
 307B40 Start Solenoid
 307B623 Ignition Relay
 307B597 Start Relay
 320B221 Emergency Relay
 302A446 Ammeter (5-0-5)
 308P2 Manual or Electric Start
 Selector Switch
 308P154 Start-Stop Switch
 (Cont.)

CODE

W.D. 611C594 (Cont.)

322P69 Low Oil Pressure Light
 Socket
 322P4 Low Oil Pressure Light
 Lamp
 332A706 Terminal Block - 8 Place
 332A739 Block Marker (4 thru 9)
 332K750 Battery Polarity Marker Kit
 332A537 Terminal Block - 4 Place
 332A566 Block Marker (B+, 1, 2, 3)
 304A32 Fixed Resistor - 15 Ohm,
 10 Watt
 304A217 Fixed Resistor - 1 Ohm,
 10 Watt
 304A500 Adjustable Resistor 2 Ohm,
 150 Watt (Mounted in
 Generator Air Outlet)
 332P52 Tinnerman Clip

48

W.D. 611C607

301D1962 Control Box
 301B1963 Control Cover
 301C1961 Control Panel
 301B1964 Control Mtg. Bracket - R.H.
 301B1965 Control Mtg. Bracket - L.H.
 332P52 Tinnerman Clip
 307B40 Start Solenoid
 307B623 Ignition Relay
 307B597 Start Relay
 308P2 Manual or Electric Start
 Selector Switch
 308P154 Start-Stop Switch
 304A32 Fixed Resistor - 15 Ohm,
 10 Watt
 332A706 Terminal Block - 8 Place
 332A739 Block Marker (4 thru 9)
 332A537 Terminal Block - 4 Place
 332A566 Block Marker (B+, 1, 2, 3)

49

W.D. 611C613

301D1962 Control Box
 301B1963 Control Cover
 301C2376 Control Panel
 301B1964 Control Mtg. Bracket - R.H.
 301B1979 Control Mtg. Bracket - L.H.
 508-9 Rubber Grommet
 301D1978 Load Output Box
 301B2390 Output Box Cover
 320B58 Circuit Breaker - 30 Amp. (2)
 305A254 Rectifier Mtg. Bracket
 305A235 Rectifier
 307B40 Start Solenoid
 307B623 Ignition Relay
 307B597 Start Relay
 307A655 Hi-Temp. Emergency Relay
 302A446 Ammeter (5-0-5)
 322P69 Hi-Temp, Signal Light
 Socket
 322P4 Hi-Temp, Light Lamp
 308P2 Manual or Electric Start
 Selector Switch
 (Cont.)

CONTROL SECTION

11

WIRING DIAGRAMS

CODE

W.D. 611C613 (Cont.)

308P154 Start-Stop Relay
332A706 Terminal Block - 8 Place
332A739 Block Marker (4 thru 9)
332K750 Battery Polarity Marker Kit
332A537 Terminal Block - 4 Place
332A566 Block Marker (B-, 1, 2, 3)
304A32 Fixed Resistor - 15 Ohm,
10 Watt
304A500 Adjustable Resistor - 2 Ohm,
150 Watt (Mounted in
Generator Air Outlet)

50

W.D. 611C616

301D2008 Control Box
301C1963 Control Cover
301C2009 Control Panel
301B2010 Control Mtg. Bracket - R. H.
301B2011 Control Mtg. Bracket - L. H.
301B2012 Resistor Cover
304A506 Adjustable Resistor - 6 Ohm,
150 Watt
304A251 Fixed Resistor - 30 Ohm,
5 Watt
307B40 Start Solenoid
306A28 Start-Disconnect Relay
307B180 Reverse Current Relay
307B253 Stop Relay
302A446 Ammeter (5-0-5)
308P2 Manual or Electric Start
Selector Switch
308P154 Start-Stop Switch
332A609 Terminal Block - 2 Place
332A537 Terminal Block - 4 Place
332A566 Block Marker - 4 Place

51

W.D. 611C617

301D1962 Control Box
301B1963 Control Cover
301C1961 Control Panel
301B1964 Control Mtg. Bracket - R. H.
301B1979 Control Mtg. Bracket - L. H.
508-9 Rubber Grommet
301D1978 Load Output Box
301B1161 Output Box Cover
323-91 Receptacle - 4 Prong (2)
323-186 Receptacle - 3 Prong
323P184 Duplex Receptacle
307B40 Start Solenoid
307B623 Ignition Relay
307B597 Start Relay
320A104 Emergency Relay (Reset)
305A254 Rectifier Mtg. Bracket
305A235 Rectifier
302A446 Ammeter (5-0-5)
308P2 Manual or Electric Start
Selector Switch
308P154 Start-Stop Relay
332A706 Terminal Block - 8 Place
332A739 Block Marker (4 thru 9)
(Cont.)

CODE

W.D. 611C617 (Cont.)

332A537 Terminal Block - 4 Place
332A566 Block Marker (B+, 1, 2, 3)
332K750 Battery Polarity Marker Kit
304A32 Fixed Resistor - 15 Ohm,
10 Watt
304A217 Fixed Resistor - 1 Ohm,
10 Watt
304A500 Adjustable Resistor - 2
Ohm, 150 Watt
332P52 Tinnerman Clip

52

W.D. 611C619

301D1962 Control Box
301B1963 Control Cover
301C2376 Control Panel
301B1964 Control Mtg. Bracket - R. H.
301B1965 Control Mtg. Bracket - L. H.
332P52 Tinnerman Clip
305A254 Rectifier Mtg. Bracket
305A235 Rectifier
307B40 Start Solenoid
307B623 Ignition Relay
307B597 Start Relay
307A655 Hi-Temp Emergency Relay
320B221 Low Oil Pressure Emer-
gency Relay
302A446 Ammeter (5-0-5)
322P69 Signal Light Socket (2)
322P4 Signal Light Lamp (2)
308P2 Manual or Electric Start
Selector Switch
308P154 Start-Stop Switch
332A751 Terminal Block - 10 Place
332A853 Block Marker (For 10 Place
Block)
332K750 Battery Polarity Marker Kit
332A537 Terminal Block - 4 Place
332A566 Block Marker - 4 Place
304A32 Fixed Resistor - 15 Ohm,
10 Watt
304A217 Fixed Resistor - 1 Ohm,
10 Watt
304A500 Adjustable Resistor - 2 Ohm,
150 Watt (Mounted in
Generator Air Outlet)

53

W.D. 611B622

301C2088 Instrument Panel
308A12 Voltmeter Selector Switch
303-76 Selector Switch Knob
320P19 Circuit Breaker - 25 Amp. (3)
302P421 AC Voltmeter
302P418 AC Ammeter (3)

54

W.D. 611C630

301D1962 Control Box
301B1963 Control Cover
301C2376 Control Panel
301B1964 Control Mtg. Bracket - R. H.
(Cont.)

CONTROL SECTION

WIRING DIAGRAMS

CODE

W.D. 611C630 (Cont.)

301B1965 Control Mtg. Bracket - L.H.
 332P52 Tinnerman Clip
 305A254 Rectifier Mtg. Bracket
 305A235 Rectifier
 307B40 Start Solenoid
 307B623 Ignition Relay
 307B597 Start Relay
 307A655 Over Speed Emergency Relay
 320A104 Low Oil Pressure Emergency Relay
 308P2 Manual or Electric Start Selector Switch
 308P154 Start-Stop Switch
 302A446 Ammeter (5-0-5)
 332A706 Terminal Block - 8 Place
 332A739 Block Marker (4 thru 9)
 332K750 Battery Polarity Marker Kit
 332A537 Terminal Block - 4 Place
 332A566 Block Marker (B+, 1, 2, 3)
 304A32 Fixed Resistor - 15 Ohm, 10 Watt
 304A217 Fixed Resistor - 1 Ohm, 10 Watt
 304A500 Terminal Block - 2 Ohm, 150 Watt (Mounted in Generator Air Outlet)

55

W.D. 611C633

301D1962 Control Box
 301B1963 Control Cover
 301C1961 Control Panel
 301C1968 Control Mtg. Bracket
 402A70 Rubber Mount (4)
 337A52 Control To Generator Ground Strap
 332P52 Tinnerman Clip
 307B40 Start Solenoid
 307B597 Start Relay
 307B116 Stop Relay
 302A446 Ammeter (5-0-5)
 305A254 Rectifier Mtg. Bracket
 305A235 Rectifier
 308P2 Manual or Electric Start Selector Switch
 308P154 Start-Stop Switch
 307P773 Start Disconnect & Run Relay
 323-52 Relay Plug-in Socket
 307P778 Relay Hold Down Spring
 332A706 Terminal Block - 8 Place
 332A739 Block Marker (4 thru 9)
 332K750 Battery Polarity Marker Strip
 332A537 Terminal Block - 4 Place
 332A566 Block Marker (B+, 1, 2, 3)
 332A254 Terminal Block - Load
 332A868 Block Marker (T1, T3, T2, T4)
 312A22 Condenser (off T, & T4 Terminals)

(Cont.)

CODE

W.D. 611C633 (Cont.)

304A32 Fixed Resistor - 15 Ohm, 10 Watt
 304A500 Adjustable Resistor - 2 Ohm, 150 Watt (Mounted in Generator Air Outlet)

56

W.D. 611C634

301D1962 Control Box
 301B1963 Control Cover
 301C1961 Control Panel
 301B1964 Control Mtg. Bracket - R.H.
 301B1965 Control Mtg. Bracket - L.H.
 332P52 Tinnerman Clip
 305A254 Rectifier Mtg. Bracket
 305A235 Rectifier
 307B40 Start Solenoid
 307B623 Ignition Relay
 307B597 Start Relay
 302A446 Ammeter (5-0-5)
 320B221 Low Oil Pressure Emergency Relay
 322P69 Low Oil Pressure Light Socket
 322P4 Low Oil Pressure Lamp
 308P2 Manual or Electric Start Selector Switch
 308P154 Start Stop Switch
 332A706 Terminal Block - 8 Place
 332A739 Block Marker (4 thru 9)
 332K750 Battery Polarity Marker Kit
 332A537 Terminal Block - 4 Place
 332A566 Block Marker - 4 Place
 304A32 Fixed Resistor - 15 Ohm, 10 Watt
 304A217 Fixed Resistor - 1 Ohm, 10 Watt
 304A500 Adjustable Resistor - 2 Ohm, 150 Watt (Mounted in Generator Air Outlet)

CONTROL SECTION

13

WIRING DIAGRAMS

CODE

57

W.D. 611C637

301D1962 Control Box
 301B1963 Control Cover
 301C1961 Control Panel
 301B1964 Control Mtg. Bracket - R. H.
 301B1965 Control Mtg. Bracket - L. H.
 332P52 Tinnerman Clip
 305A254 Rectifier Bracket
 305A235 Rectifier
 307P797 Start-Disconnect & Ignition Relay
 323-52 Relay Socket
 307P778 Relay Hold Down Spring
 308P5 Manual or Electric Start Selector Switch
 308P154 Start-Stop Switch
 302A446 Ammeter (5-0-5)
 332A706 Terminal Block - 8 Place
 332A739 Block Marker (4 thru 9)
 332A537 Terminal Block - 4 Place
 332A566 Block Marker - 4 Place
 304A32 Fixed Resistor - 15 Ohm, 10 Watt
 304A500 Adjustable Resistor - 2 Ohm, 150 Watt (Mounted in Generator Air Outlet)

58

W.D. 611C638

301D1962 Control Box
 301B1963 Control Cover
 301C1961 Control Panel
 301B1964 Control Mtg. Bracket - R. H.
 301B1965 Control Mtg. Bracket - L. H.
 332P52 Tinnerman Clip
 305A254 Rectifier Mtg. Bracket
 305A235 Rectifier
 307P797 Start-Disconnect & Ignition Relay
 323-52 Relay Plug-in Socket
 307P778 Relay Hold-Down Spring
 308P5 Manual or Electric Start Selector Switch
 308P154 Start-Stop Switch
 302A446 Ammeter (5-0-5)
 332A706 Terminal Block - 8 Place
 332A739 Block Marker (4 thru 9)
 332A537 Terminal Block - 4 Place
 332A566 Block Marker - 4 Place
 304A32 Fixed Resistor - 15 Ohm, 10 Watt

(Cont.)

CODE

59

W.D. 611C638 (Cont.)

304A500 Adjustable Resistor - 2 Ohm, 150 Watt (Mounted in Generator Air Outlet)

W.D. 611C640

301D2140 Control Box
 301B1963 Control Cover
 301C1961 Control Panel
 301B1964 Control Mtg. Bracket - R. H.
 301B2429 Control Mtg. Bracket - L. H.
 332P52 Tinnerman Clip
 305P343 Rectifier
 320P235 Circuit Breaker - 20 Amp.
 307B40 Start Solenoid
 307P773 Start-Disconnect & Ignition Relay
 323-52 Relay Plug-in Socket
 307P778 Relay Hold Down Spring
 307B597 Start Relay
 320A104 Emergency Relay (Reset)
 308P2 Manual or Electric Start Selector Switch
 308P154 Start-Stop Switch
 302A554 Ammeter (15-0-15)
 320P204 Circuit Breaker - 30 Amp.
 332A706 Terminal Block - 8 Place
 332A739 Block Marker (4 thru 9)
 332A537 Terminal Block - 4 Place
 332A566 Block Marker - 4 Place
 304A32 Fixed Resistor - 15 Ohm, 10 Watt
 304A217 Fixed Resistor - 1 Ohm, 10 Watt
 304A625 Adjustable Resistor - 1 Ohm, 150 Watt (Mounted in Generator Air Outlet)

60

W.D. 611C645

301D2008 Control Box
 301C2009 Control Panel
 301B2010 Control Mtg. Bracket - R. H.
 301B2011 Control Mtg. Bracket - L. H.
 301C2128 Receptacle Box
 301B1755 Receptacle Panel
 301B2129 Receptacle Box Mtg. Bracket
 301B2012 Resistor Cover
 304A506 Adjustable Resistor - 6 Ohm, 150 Watt
 304A251 Fixed Resistor - 30 Ohm, 5 Watt
 307B40 Start Solenoid
 306A28 Start-Disconnect Relay
 307B180 Reverse Current Relay
 307B253 Stop Relay
 302A446 Ammeter (5-0-5)
 308P2 Manual or Electric Start Selector Switch
 308P154 Start-Stop Switch
 332A609 Terminal Block - 2 Place
 332A537 Terminal Block - 4 Place

(Cont.)

CONTROL SECTION

WIRING DIAGRAMS

CODE

W.D. 611C645 (Cont.)

332A566 Marker Strip - 4 Place
 323P140 Twistlock Receptacle (2)
 323P184 Duplex Receptacle (2)
 322P21 Pilot Light Receptacle
 322-11 Pilot Light Lamp
 149-234 Pilot Light Guard
 149A156 Pilot Light Guard Gasket
 301A1902 Pilot Light Guard Clamp

61

W.D. 611C646

301D1962 Control Box
 301B1963 Control Cover
 301C1961 Control Panel
 301B1964 Control Mtg. Bracket - R. H.
 301B1965 Control Mtg. Bracket - L. H.
 332P52 Tinnerman Clip
 305A254 Rectifier Mtg. Bracket
 305A235 Rectifier
 307B40 Start Solenoid
 307B623 Ignition Relay
 307B597 Start Relay
 302A446 Ammeter (5-0-5)
 308P2 Manual or Electric Start
 Selector Switch
 308P154 Start-Stop Switch
 332A706 Terminal Block - 8 Place
 332A739 Block Marker (4 thru 9)
 332K750 Battery Polarity Marker Kit
 332A537 Terminal Block - 4 Place
 332A566 Marker Strip - 4 Place
 304A32 Fixed Resistor - 15 Ohm,
 10 Watt
 304A500 Adjustable Resistor - 2 Ohm,
 150 Watt (Mounted in
 Generator Air Outlet)

62

W.D. 611C648

301D1962 Control Box
 301B1963 Control Cover
 301C2376 Control Panel
 301B1964 Control Mtg. Bracket - R. H.
 301B1965 Control Mtg. Bracket - L. H.
 332P52 Tinnerman Clip
 305A254 Rectifier Mtg. Bracket
 305A235 Rectifier
 307B40 Start Solenoid
 307B623 Ignition Relay
 307B597 Start Relay
 307A655 Over Speed Emergency Relay
 320A104 Low Oil Pressure Emergency
 Relay (Reset)
 322P69 Low Oil Pressure Light Socket
 322P4 Low Oil Pressure Light Lamp
 302A446 Ammeter (5-0-5)
 308P2 Manual or Electric Start
 Selector Switch
 308P154 Start-Stop Switch
 332A706 Terminal Block - 8 Place
 332A739 Block Marker (4 thru 9)
 (Cont.)

CODE

W.D. 611C648 (Cont.)

332K750 Battery Polarity Marker Kit
 332A537 Terminal Block - 4 Place
 332A566 Block Marker - 4 Place
 304A32 Fixed Resistor - 15 Ohm,
 10 Watt
 304A217 Fixed Resistor - 1 Ohm,
 10 Watt
 304A500 Adjustable Resistor - 2 Ohm,
 150 Watt

63

W.D. 611C653

301D2008 Control Box
 301B1963 Control Cover
 301C2009 Control Panel
 301B2010 Control Mtg. Bracket - R. H.
 301B2011 Control Mtg. Bracket - L. H.
 301C2128 Receptacle Box
 301B1755 Receptacle Box Panel
 301B2129 Receptacle Box Mtg. Bracket
 301B2012 Resistor Cover
 304A506 Adjustable Resistor - 6 Ohm,
 150 Watt
 304A251 Fixed Resistor - 30 Ohm,
 5 Watt
 307B40 Start Solenoid
 306A28 Start-Disconnect Relay
 307B180 Reverse Current Relay
 307B253 Stop Relay
 302A446 Ammeter (5-0-5)
 308P2 Manual or Electric Start
 Selector Switch
 308P154 Start-Stop Switch
 332A609 Terminal Block - 2 Place
 332A537 Terminal Block - 4 Place
 332A566 Block Marker - 4 Place
 323-11 Twistlock Receptacle (2)
 323P184 Duplex Receptacle (2)
 322-21 Pilot Light Receptacle
 322-11 Pilot Light Lamp
 149-234 Pilot Light Guard
 149A156 Pilot Light Guard Gasket
 301A1902 Guard Clamp

64

W.D. 611C654

301D2008 Control Box
 301B1963 Control Cover
 301C2009 Control Panel
 301B2010 Control Mtg. Bracket - R. H.
 301B2011 Control Mtg. Bracket - L. H.
 301B2012 Resistor Cover
 304A506 Adjustable Resistor - 6 Ohm,
 150 Watt
 304A251 Fixed Resistor - 30 Ohm,
 5 Watt
 304A217 Fixed Resistor - 1 Ohm,
 10 Watt
 307B40 Start Solenoid
 306A28 Start-Disconnect Relay
 307B180 Reverse Current Relay
 (Cont.)

CONTROL SECTION

15

WIRING DIAGRAMS

CODE

W.D. 611C654 (Cont.)

307B253 Stop Relay
320A104 Emergency Relay (Reset)
302A446 Ammeter (5-0-5)
308P2 Manual or Electric Start
Selector Switch
308P154 Start-Stop Switch
332A611 Terminal Block - 3 Place
332A612 Block Marker - 3 Place
332A537 Terminal Block - 4 Place
332A566 Block Marker - 4 Place

65

W.D. 611C655

301D2008 Control Box
301B1963 Control Cover
301C2009 Control Panel
301B2010 Control Mtg. Bracket - R. H.
301B2011 Control Mtg. Bracket - L. H.
301B2012 Resistor Cover
304A506 Adjustable Resistor - 6 Ohm,
150 Watt
304A251 Fixed Resistor - 30 Ohm,
5 Watt
307B40 Start Solenoid
307B180 Reverse Current Relay
306A28 Start-Disconnect Relay
307B253 Stop Relay
308P2 Manual or Electric Start
Selector Switch
308P154 Start-Stop Relay
302A446 Ammeter (5-0-5)
332A609 Terminal Block - 2 Place
332A537 Terminal Block - 4 Place
332A566 Block Marker - 4 Place

66

W.D. 611C656

301D2008 Control Box
301B1963 Control Cover
301C2009 Control Panel
301B2010 Control Mtg. Bracket - R. H.
301B2011 Control Mtg. Bracket - L. H.
301B2012 Resistor Cover
304A506 Adjustable Resistor - 6 Ohm,
150 Watt
304A251 Fixed Resistor - 30 Ohm,
5 Watt
307B40 Start Solenoid
306A28 Start-Disconnect Relay
307B180 Reverse Current Relay
307B253 Stop Relay
308P2 Manual or Electric Start
Selector Switch
308P154 Start-Stop Switch
302A446 Ammeter (5-0-5)
332A609 Terminal Block - 2 Place
332A537 Terminal Block - 4 Place
332A566 Block Marker - 4 Place

67

W.D. 611C657

301D2008 Control Box
(Cont.)

CODE

W.D. 611C657 (Cont.)

301B1963 Control Cover
301C2009 Control Panel
301B2010 Control Mtg. Bracket - R. H.
301B2011 Control Mtg. Bracket - L. H.
301B2012 Resistor Cover
304A506 Adjustable Resistor - 6 Ohm,
150 Watt
304A251 Fixed Resistor
307B40 Start Solenoid
306A28 Start-Disconnect Relay
307B180 Reverse Current Relay
307B253 Stop Relay
308P2 Manual or Electric Start
Selector Switch
308P154 Start-Stop Switch
302A446 Ammeter (5-0-5)
332A609 Terminal Block - 2 Place
332A537 Terminal Block - 4 Place
332A566 Block Marker - 4 Place

68

W.D. 611C658

301D2008 Control Box
301B1963 Control Cover
301C2009 Control Panel
301B2010 Control Mtg. Bracket - R. H.
301B2011 Control Mtg. Bracket - L. H.
301B2012 Resistor Cover
304A506 Adjustable Resistor - 6 Ohm,
150 Watt
304A251 Fixed Resistor - 30 Ohm,
5 Watt
307B40 Start Solenoid
306A28 Start-Disconnect Relay
307B180 Reverse Current Relay
307B253 Stop Relay
308P2 Manual or Electric Start
Selector Switch
308P154 Start-Stop Switch
302A446 Ammeter (5-0-5)
332A609 Terminal Block - 2 Place
332A537 Terminal Block - 4 Place
332A566 Block Marker - 4 Place

69

W.D. 611C660

301D2008 Control Box
301B1963 Control Cover
301C2009 Control Panel
301B2010 Control Mtg. Bracket - R. H.
301B2011 Control Mtg. Bracket - L. H.
301B2012 Resistor Cover
304A506 Adjustable Resistor - 6 Ohm,
150 Watt
304A251 Fixed Resistor - 30 Ohm,
5 Watt
304A217 Fixed Resistor - 1 Ohm,
10 Watt
307B40 Start Solenoid
306A28 Start-Disconnect Relay
307B180 Reverse Current Relay
(Cont.)

CONTROL SECTION

WIRING DIAGRAMS

CODE

W.D. 611C660 (Cont.)

307B253 Stop Relay
 308P2 Manual or Electric Start
 Selector Switch
 308P154 Start-Stop Switch
 302A446 Ammeter (5-0-5)
 320A104 Emergency Relay (Reset)
 332A611 Terminal Block - 3 Place
 332A612 Block Marker - 3 Place
 332A537 Terminal Block - 4 Place
 332A566 Block Marker - 4 Place

70

W.D. 611C661

301D2008 Control Box
 301B1963 Control Cover
 301C2009 Control Panel
 301B2010 Control Mtg. Bracket - R. H.
 301B2011 Control Mtg. Bracket - L. H.
 301B2012 Resistor Cover
 304A506 Adjustable Resistor - 6 Ohm,
 150 Watt
 304A251 Fixed Resistor - 30 Ohm,
 5 Watt
 304A217 Fixed Resistor - 1 Ohm,
 10 Watt
 307B40 Start Solenoid
 306A28 Start-Disconnect Relay
 307B180 Reverse Current Relay
 307B253 Stop Relay
 308P2 Manual or Electric Start
 Selector Switch
 308P154 Start-Stop Switch
 302A446 Ammeter (5-0-5)
 320B104 Emergency Relay (Reset)
 332A611 Terminal Block - 3 Place
 332A537 Terminal Block - 4 Place
 332A612 Marker Strip - 3 Place
 332A566 Marker Strip - 4 Place

71

W.D. 611C662

301D2008 Control Box
 301B1963 Control Cover
 301C2009 Control Panel
 301B2010 Control Mtg. Bracket - R. H.
 301B2011 Control Mtg. Bracket - L. H.
 301B2012 Resistor Cover
 304A506 Adjustable Resistor - 6 Ohm,
 150 Watt
 304A251 Fixed Resistor - 30 Ohm,
 5 Watt
 304A217 Fixed Resistor - 1 Ohm,
 10 Watt
 307B40 Start Solenoid
 306A28 Start-Disconnect Relay
 307B180 Reverse Current Relay
 307B253 Stop Relay
 308P2 Manual or Electric Start
 Selector Switch
 308P154 Start-Stop Switch
 302A446 Ammeter (5-0-5)
 (Cont.)

CODE

W.D. 611C662 (Cont.)

320A104 Emergency Relay (Reset)
 332A611 Terminal Block - 3 Place
 332A537 Terminal Block - 4 Place
 332A612 Marker Strip - 3 Place
 332A537 Marker Strip - 4 Place

72

W.D. 611C663

301D2008 Control Box
 301B1963 Control Cover
 301C2009 Control Panel
 301B2010 Control Mtg. Bracket - R. H.
 301B2011 Control Mtg. Bracket - L. H.
 301B2012 Resistor Cover
 304A506 Adjustable Resistor - 6 Ohm,
 150 Watt
 304A251 Fixed Resistor - 30 Ohm,
 5 Watt
 304A217 Fixed Resistor - 1 Ohm,
 10 Watt
 307B40 Start Solenoid
 307B180 Reverse Current Relay
 307B253 Stop Relay
 306A28 Start-Disconnect Relay
 308P2 Manual or Electric Start
 Selector Switch
 308P154 Start Stop Switch
 320A104 Emergency Relay (Reset)
 302A446 Ammeter (5-0-5)
 332A611 Terminal Block - 3 Place
 322A537 Terminal Block - 4 Place
 332A612 Block Marker - 3 Place
 332A566 Block Marker - 4 Place

73

W.D. 611C664

301D1962 Control Box
 301B1963 Control Cover
 301C1961 Control Panel
 301B1964 Control Mtg. Bracket - R. H.
 301B1965 Control Mtg. Bracket - L. H.
 332P52 Tinnerman Clip
 305A254 Rectifier Mtg. Bracket
 305A235 Rectifier
 307B40 Start Solenoid
 307B623 Start Disconnect & Ignition
 Relay
 307B597 Start Relay
 308P2 Manual or Electric Start
 Selector Switch
 308P154 Start-Stop Relay
 302A446 Ammeter (5-0-5)
 332A706 Terminal Block - 8 Place
 332A739 Block Marker (4 thru 9)
 332K750 Battery Polarity Marker Kit
 332A537 Terminal Block - 4 Place
 332A566 Block Marker - 4 Place
 304A32 Fixed Resistor - 15 Ohm,
 10 Watt
 304A500 Adjustable Resistor - 2 Ohm,
 150 Watt (Mounted in Gen-
 erator Air Outlet)

CONTROL SECTION

17

WIRING DIAGRAMS

CODE

74

W.D. 611C665

301D1962 Control Box
301B1963 Control Cover
301C1961 Control Panel
301B1964 Control Mtg. Bracket - R. H.
301B1965 Control Mtg. Bracket - L. H.
332P52 Tinnerman Clip
305A254 Rectifier Mtg. Bracket
305A235 Rectifier
307B40 Start Solenoid
307B623 Start-Disconnect & Ignition Relay
307B597 Start Relay
308P2 Manual or Electric Start Selector Switch
308P154 Start-Stop Relay
302A446 Ammeter (5-0-5)
332A706 Terminal Block - 8 Place
332A537 Terminal Block - 4 Place
332A739 Block Marker (4 thru 9)
332A566 Block Marker - 4 Place
332K750 Battery Polarity Marker Kit
304A32 Fixed Resistor - 15 Ohm, 10 Watt
304A500 Adjustable Resistor - 2 Ohm, 150 Watt (Mounts in Generator Air Outlet)

75

W.D. 611C666

301D1962 Control Box
301B1963 Control Cover
301C1961 Control Panel
301B1964 Control Mtg. Bracket - R. H.
301B1965 Control Mtg. Bracket - L. H.
332P52 Tinnerman Clip
305A254 Rectifier Mtg. Bracket
305A235 Rectifier
307B40 Start Solenoid
307B623 Start-Disconnect & Ignition Relay
307B597 Start Relay
308P2 Manual or Electric Start Selector Switch
308P154 Start-Stop Switch
302A446 Ammeter (5-0-5)
332A706 Terminal Block - 8 Place
332A537 Terminal Block - 4 Place
332A739 Block Marker (4 thru 9)
332A566 Block Marker - 4 Place
332K750 Battery Polarity Marker Kit
304A32 Fixed Resistor - 15 Ohm, 10 Watt
304A500 Adjustable Resistor - 2 Ohm, 150 Watt (Mounts in Generator Air Outlet)

76

W.D. 611C668

301D1962 Control Box
301B1963 Control Cover
301C1961 Control Panel
(Cont.)

CODE

W.D. 611C668 (Cont.)

301B1964 Control Mtg. Bracket - R. H.
301B1965 Control Mtg. Bracket - L. H.
332P52 Tinnerman Clip
305A254 Rectifier Mtg. Bracket
305A235 Rectifier
307B40 Start Solenoid
307B623 Start-Disconnect & Ignition Relay
307B597 Start Relay
308P2 Manual or Electric Start Selector Switch
308P154 Start-Stop Switch
320A104 Emergency Relay (Reset)
302A446 Ammeter (5-0-5)
332A706 Terminal Block - 8 Place
332A537 Terminal Block - 4 Place
332A739 Block Marker (4 thru 9)
332A566 Block Marker - 4 Place
332K750 Battery Polarity Marker Kit
304A32 Fixed Resistor - 15 Ohm, 10 Watt
304A217 Fixed Resistor - 1 Ohm, 10 Watt
304A500 Adjustable Resistor - 2 Ohm, 150 Watt

77

W.D. 611C669

301D1962 Control Box
301B1963 Control Cover
301C1961 Control Panel
301B1964 Control Mtg. Bracket - R. H.
301B1965 Control Mtg. Bracket - L. H.
332P52 Tinnerman Clip
305A254 Rectifier Mtg. Bracket
305A235 Rectifier
307B40 Start Solenoid
307B623 Start-Disconnect & Ignition Relay
307B597 Start Relay
308P2 Manual or Electric Start Selector Switch
308P154 Start-Stop Switch
302A446 Ammeter (5-0-5)
320A104 Emergency Relay (Reset)
332A706 Terminal Block - 8 Place
332A537 Terminal Block - 4 Place
332A739 Block Marker (4 thru 9)
332A566 Block Marker - 4 Place
332K750 Battery Polarity Marker Kit
304A32 Fixed Resistor - 15 Ohm, 10 Watt
304A217 Fixed Resistor - 1 Ohm, 10 Watt
304A500 Adjustable Resistor - 2 Ohm, 150 Watt (Mounted in Generator Air Outlet)

78

W.D. 611C670

301D1962 Control Box
(Cont.)

CONTROL SECTION

WIRING DIAGRAMS

CODE

W.D. 611C670 (Cont.)

301B1963 Control Cover
 301C1961 Control Panel
 301B1964 Control Mtg. Bracket - R. H.
 301B1965 Control Mtg. Bracket - L. H.
 332P52 Tinnerman Clip
 305A254 Rectifier Mtg. Bracket
 305A235 Rectifier
 307B40 Start Solenoid
 307B623 Start-Disconnect & Ignition Relay
 307B597 Start Relay
 308P154 Start-Stop Switch
 308P2 Manual or Electric Start Selector Switch
 302A446 Ammeter (5-0-5)
 320A104 Emergency Reset Relay
 332A706 Terminal Block - 8 Place
 332A739 Block Marker (4 thru 9)
 332K750 Battery Polarity Marker Kit
 332A537 Terminal Block - 4 Place
 332A566 Block Marker - 4 Place
 304A32 Fixed Resistor - 15 Ohm, 10 Watt
 304A217 Fixed Resistor - 1 Ohm, 10 Watt
 304A500 Adjustable Resistor - 2 Ohm, 150 Watt (Mounts in Generator Air Outlet)

79

W.D. 611C673

301D2008 Control Box
 301B1963 Control Cover
 301C2009 Control Panel
 301B2010 Control Mtg. Bracket - R. H.
 301B2011 Control Mtg. Bracket - L. H.
 301B2012 Resistor Cover
 304A506 Adjustable Resistor - 6 Ohm, 150 Watt
 304A251 Fixed Resistor - 30 Ohm, 5 Watt
 304A217 Fixed Resistor - 1 Ohm, 10 Watt
 307B40 Start Solenoid
 307B180 Reverse Current Relay
 306A28 Start-Disconnect Relay
 307B253 Stop Relay
 308P2 Manual or Electric Start Selector Switch
 308P154 Start-Stop Switch
 320A104 Emergency Reset Relay
 302A446 Ammeter (5-0-5)
 332A611 Terminal Block - 3 Place
 332A537 Terminal Block - 4 Place
 332A612 Block Marker - 3 Place
 332A566 Block Marker - 4 Place

80

W.D. 611C674

301D2140 Control Box
 301B1963 Control Cover
 (Cont.)

CODE

W.D. 611C674 (Cont.)

301C1961 Control Panel
 301B1964 Control Mtg. Bracket - R. H.
 301B2429 Control Mtg. Bracket - L. H.
 332P52 Tinnerman Clip
 307B40 Start Solenoid
 307B597 Start Relay
 307B773 Start-Disconnect & Ignition Relay
 323-52 Relay Plug-in Socket
 307P778 Relay Hold-Down Spring
 320A104 Emergency Reset Switch
 320P204 Circuit Breaker - 30 Amp.
 320P235 Circuit Breaker - 20 Amp.
 305P343 Rectifier
 308P2 Manual or Electric Start Selector Switch
 308P154 Start-Stop Switch
 302A554 Ammeter (15-0-15)
 332A706 Terminal Block - 8 Place
 332A739 Marker Strip (4 thru 9)
 332A537 Terminal Block - 4 Place
 332A566 Block Marker - 4 Place
 304A32 Fixed Resistor - 15 Ohm, 10 Watt
 304A217 Fixed Resistor - 1 Ohm, 10 Watt
 304A625 Adjustable Resistor - 1 Ohm, 150 Watt (Mounted in Gen. Air Outlet)

81

W.D. 611C678

301D2008 Control Box
 301B1963 Control Cover
 301C2009 Control Panel
 301B2010 Control Mtg. Bracket - R. H.
 301B2011 Control Mtg. Bracket - L. H.
 301B2012 Resistor Cover
 304A506 Adjustable Resistor - 6 Ohm, 150 Watt
 304A251 Fixed Resistor - 30 Ohm, 5 Watt
 307B40 Start Solenoid
 306A28 Start-Disconnect Relay
 307B253 Stop Relay
 307B180 Reverse Current Relay
 308P2 Manual or Electric Start Selector Switch
 308P154 Start-Stop Relay
 302A446 Ammeter (5-0-5)
 332A609 Terminal Block - 2 Place
 332A537 Terminal Block - 4 Place
 332A566 Terminal Block - 4 Place

82

W.D. 611C680

301D2008 Control Box
 301B1963 Control Cover
 301C2009 Control Panel
 301B2010 Control Mtg. Bracket - R. H.
 301B2011 Control Mtg. Bracket - L. H.
 (Cont.)

CONTROL SECTION

19

WIRING DIAGRAMS

CODE

W.D. 611C680 (Cont.)

301B2012 Resistor Cover
301C1797 Meter Panel
304A506 Adjustable Resistor - 6 Ohm,
150 Watt
304A251 Fixed Resistor - 30 Ohm,
5 Watt
307B40 Start Solenoid
307B180 Reverse Current Relay
306A28 Start-Disconnect Relay
307B253 Stop Relay
308P154 Start-Stop Switch
302A446 Ammeter (5-0-5)
332A609 Terminal Block - 2 Place
332A537 Terminal Block - 4 Place
332A566 Block Marker - 4 Place
320B2 Circuit Breaker - 15 Amp.
302P469 Running Time Meter
302P460 Ammeter (AC)
302P421 Ammeter (DC)
308P2 Manual or Electric Start
Selector Switch

83

W.D. 611C682

301D1962 Control Box
301B1963 Control Cover
301C1961 Control Panel
301B1964 Control Mtg. Bracket - R. H.
301B1965 Control Mtg. Bracket - L. H.
332P52 Tinnerman Clip
305A254 Rectifier Mtg. Bracket
305A235 Rectifier
307B40 Start Solenoid
307B116 Stop Relay
307B623 Start-Disconnect Relay
307B597 Start Relay
308P2 Manual or Electric Start
Selector Switch
308P154 Start-Stop Switch
302A446 Ammeter (5-0-5)
332A706 Terminal Block - 8 Place
332A537 Terminal Block - 4 Place
332A739 Block Marker (4 thru 9)
332A566 Block Marker - 4 Place
332K750 Battery Polarity Marker Kit
304A32 Fixed Resistor - 15 Ohm,
10 Watt
304A500 Adjustable Resistor - 2 Ohm,
150 Watt (Mounted in Gen.
Air Outlet)

84

W.D. 611C688

301D2008 Control Box
301B1963 Control Cover
301C2009 Control Panel
301B2010 Control Mtg. Bracket - R. H.
301B2011 Control Mtg. Bracket - L. H.
301C2138 Meter Panel
301B2012 Resistor Cover
304A506 Adjustable Resistor - 6 Ohm,
150 Watt

(Cont.)

CODE

W.D. 611C688 (Cont.)

304A251 Fixed Resistor - 30 Ohm,
5 Watt
304A217 Fixed Resistor - 1 Ohm,
10 Watt
307B40 Start Solenoid
307B180 Reverse Current Relay
306A28 Start-Disconnect Relay
307B253 Stop Relay
320A104 Emergency (Reset) Relay
308P2 Manual or Electric Start
Selector Switch
308P154 Start-Stop Relay (2)
302A446 Ammeter (5-0-5)
332A611 Terminal Block - 3 Place
332A537 Terminal Block - 4 Place
332A612 Block Marker - 3 Place
332A566 Block Marker - 4 Place
320P19 Circuit Breaker (3)
308-12 Voltmeter Selector Switch
303-76 Selector Switch Knob
302P465 Running Time Meter
302P421 AC Voltmeter
302P418 AC Ammeter (3)

85

W.D. 611C693

301D1962 Control Box
301B1963 Control Cover
301C2376 Control Panel
301B1964 Control Mtg. Bracket - R. H.
301B1965 Control Mtg. Bracket - L. H.
332P52 Tinnerman Clip
305A254 Rectifier Mtg. Bracket
305A235 Rectifier
307B40 Start Solenoid
307B623 Start-Disconnect & Ignition
Relay
307B597 Start Relay
308P2 Manual or Electric Start
Selector Switch
308P154 Start-Stop Switch
302A446 Ammeter (5-0-5)
307A655 Overspeed & Hi-Temp.
Emergency Relay
320B221 Low Oil Pressure Emer-
gency Relay
322P69 Signal Light Receptacle
322P4 Signal Light Lamp
332A706 Terminal Block - 8 Place
332A537 Terminal Block - 4 Place
332A739 Block Marker (4 thru 9)
332A566 Block Marker - 4 Place
332K750 Battery Polarity Marker
Strip
304A32 Fixed Resistor - 15 Ohm,
10 Watt
304A217 Fixed Resistor - 1 Ohm,
10 Watt
304A500 Adjustable Resistor - 2 Ohm,
150 Watt (Mounted in Gen.
Air Outlet)

CONTROL SECTION

WIRING DIAGRAMS-

CODE

86

W.D. 611C694

301D2008 Control Box
 301B1963 Control Cover
 301C2009 Control Panel
 301C2204 Meter Panel
 301B2010 Control Mtg. Bracket - R. H.
 301B2011 Control Mtg. Bracket - L. H.
 301B2012 Resistor Cover
 304A506 Adjustable Resistor - 6 Ohm,
 150 Watt
 304A251 Fixed Resistor - 30 Ohm,
 5 Watt
 304A217 Fixed Resistor - 1 Ohm,
 10 Watt
 307B40 Start Solenoid
 306A28 Start-Disconnect Relay
 307B253 Stop Relay
 307B180 Reverse Current Relay
 308P2 Manual or Electric Start
 Selector Switch
 308P154 Start-Stop Switch (2)
 302A446 Ammeter (5-0-5)
 320A104 Emergency (Reset) Relay
 332A611 Terminal Block - 3 Place
 332A537 Terminal Block - 4 Place
 332A612 Block Marker - 3 Place
 332A566 Block Marker - 4 Place
 320B19 Circuit Breaker (3)
 308-12 Voltmeter Selector Switch
 303-76 Selector Switch Knob
 302-213 Frequency Meter
 302P465 Running Time Meter
 302P421 AC Voltmeter
 302P418 AC Ammeter (3)

87

W.D. 611C701

301D1962 Control Box
 301B1963 Control Cover
 301C1961 Control Panel
 301B1964 Control Mtg. Bracket - R. H.
 301B1965 Control Mtg. Bracket - L. H.
 332P52 Tinnerman Clip
 305A254 Rectifier Mtg. Bracket
 305A235 Rectifier
 307B40 Start Solenoid
 307B623 Start-Disconnect & Ignition
 Relay
 307B597 Start Relay
 308P2 Manual or Electric Start
 Selector Switch
 308P154 Start-Stop Switch
 302A446 Ammeter (5-0-5)
 332A706 Terminal Block - 8 Place
 332A537 Terminal Block - 4 Place
 332A739 Block Marker (4 thru 9)
 332A766 Block Marker - 4 Place
 332K750 Battery Polarity Marker Kit
 304A32 Fixed Resistor - 15 Ohm,
 10 Watt
 304A500 Adjustable Resistor - 2 Ohm,
 150 Watt (Mounted in Gen.
 Air Outlet)

CODE

88

W.D. 611C707

301D1962 Control Box
 301B1963 Control Cover
 301C2376 Control Panel
 301B1964 Control Mtg. Bracket - R. H.
 301B1965 Control Mtg. Bracket - L. H.
 332P52 Tinnerman Clip
 305A254 Rectifier Mtg. Bracket
 305A235 Rectifier
 307B40 Start Solenoid
 307B623 Start-Disconnect & Ignition
 Relay
 307B597 Start Ignition
 308P2 Manual or Electric Start
 Selector Switch
 308P154 Start-Stop Switch
 302A446 Ammeter (5-0-5)
 320B221 Low Oil Pressure Emer-
 gency Relay
 332A706 Terminal Block - 8 Place
 332A537 Terminal Block - 4 Place
 332A739 Block Marker (4 thru 9)
 332A566 Block Marker - 4 Place
 332K750 Battery Polarity Marker Kit
 304A32 Fixed Resistor - 15 Ohm,
 10 Watt
 304A217 Fixed Resistor - 1 Ohm,
 10 Watt
 304A500 Adjustable Resistor - 2 Ohm,
 150 Watt (Mounted in
 Gen. Air Outlet)
 322P69 Signal Light Receptacle
 322P4 Signal Light Lamp

89

W.D. 611C708

301D1962 Control Box
 301B1963 Control Cover
 301C2376 Control Panel
 301B1964 Control Mtg. Bracket - R. H.
 301B1965 Control Mtg. Bracket - L. H.
 332P52 Tinnerman Clip
 305A254 Rectifier Mtg. Bracket
 305A235 Rectifier
 307B40 Start Solenoid
 307B623 Start-Disconnect & Ignition
 Relay
 307B597 Start Relay
 307A655 Overspeed Emergency
 Relay
 320A104 Low Oil Pressure Emer-
 gency Relay
 322P69 Signal Light Receptacle
 322P4 Signal Light Lamp
 302A446 Ammeter (5-0-5)
 308P2 Manual or Electric Start
 Selector Switch
 308P154 Start-Stop Relay
 332A706 Terminal Block - 8 Place
 332A537 Terminal Block - 4 Place
 332A739 Block Marker (4 thru 9)
 332A566 Block Marker - 4 Place
 332P750 Battery Polarity Marker Strip
 (Cont.)

CONTROL SECTION

WIRING DIAGRAMS

21

CODE

W.D. 611C708 (Cont.)

- 304A32 Fixed Resistor - 15 Ohm,
10 Watt
- 304A217 Fixed Resistor - 1 Ohm,
10 Watt
- 304A500 Adjustable Resistor - 2 Ohm,
150 Watt (Mounted in
Gen. Air Outlet)

90

W.D. 611C709

- 301D1962 Control Box
- 301B1963 Control Cover
- 301C2376 Control Panel
- 301B1964 Control Mtg. Bracket - R. H.
- 301B1965 Control Mtg. Bracket - L. H.
- 332P52 Tinnerman Clip
- 305A254 Rectifier Mtg. Bracket
- 305A235 Rectifier
- 307B40 Start Solenoid
- 307B623 Start-Disconnect & Ignition
Relay
- 307B597 Start Relay
- 308P2 Manual or Electric Start
Selector Switch
- 308P154 Start-Stop Switch
- 307A655 Hi-Temp. Emergency
Relay
- 320B221 Low Oil Pressure Emer-
gency Relay
- 322P69 Signal Light Receptacle (2)
- 322P4 Signal Light Lamp (2)
- 302A446 Ammeter (5-0-5)
- 332A751 Terminal Block - 10 Place
- 332A537 Terminal Block - 4 Place
- 332A853 Block Marker (4 thru 11)
- 332A566 Block Marker - 4 Place
- 332K750 Battery Polarity Marker Kit
- 304A32 Fixed Resistor - 15 Ohm,
10 Watt
- 304A217 Fixed Resistor - 1 Ohm,
10 Watt
- 304A500 Adjustable Resistor - 2 Ohm,
150 Watt (Mounted in
Gen. Air Outlet)

91

W.D. 611C710

- 301D1962 Control Box
- 301B1963 Control Cover
- 301C2376 Control Panel
- 301B1964 Control Mtg. Bracket - R. H.
- 301B1965 Control Mtg. Bracket - L. H.
- 332P52 Tinnerman Clip
- 305A254 Rectifier Bracket
- 305A235 Rectifier
- 307B40 Start Solenoid
- 307B623 Start-Disconnect & Ignition
Relay
- 307B597 Start Relay
- 308P2 Manual or Electric Start
Selector Switch

(Cont.)

CODE

W.D. 611C710 (Cont.)

- 308P154 Start-Stop Relay
- 307A655 Overspeed & Hi-Temp.
Emergency Relay
- 320B221 Low Oil Pressure Emer-
gency Relay
- 302A446 Ammeter (5-0-5)
- 322P69 Signal Light Receptacle
- 322P4 Signal Light Lamp
- 332A706 Terminal Block - 8 Place
- 332A537 Terminal Block - 4 Place
- 332A739 Block Marker (4 thru 9)
- 332A566 Block Marker - 4 Place
- 332K750 Battery Polarity Marker Kit
- 304A32 Fixed Resistor - 15 Ohm,
10 Watt
- 304A217 Fixed Resistor - 1 Ohm,
10 Watt
- 304A500 Adjustable Resistor - 2 Ohm,
150 Watt (Mounted in
Gen. Air Outlet)

92

W.D. 611C711

- 301D1962 Control Box
- 301B1963 Control Cover
- 301C2376 Control Panel
- 301B1964 Control Mtg. Bracket - R. H.
- 301B1965 Control Mtg. Bracket - L. H.
- 332P52 Tinnerman Clip
- 305A254 Rectifier Mtg. Bracket
- 305A235 Rectifier
- 307B597 Start Relay
- 308P2 Manual or Electric Start
Selector Switch
- 308P154 Start-Stop Switch
- 320B221 Low Oil Pressure Emer-
gency Relay
- 302A446 Ammeter (5-0-5)
- 322P69 Signal Light Receptacle
- 322P4 Signal Light Lamp
- 332A751 Terminal Block - 10 Place
- 332A537 Terminal Block - 4 Place
- 332A853 Block Marker (4 thru 11)
- 332A566 Block Marker - 4 Place
- 332K750 Battery Polarity Marker Kit
- 304A32 Fixed Resistor - 15 Ohm,
10 Watt
- 304A217 Fixed Resistor - 1 Ohm,
10 Watt
- 304A500 Adjustable Resistor - 2 Ohm,
150 Watt (Mounted in Gen.
Air Outlet)
- 307B623 Start-Disconnect & Ignition
Relay

93

W.D. 611C713

- 301D2008 Control Box
- 301B1963 Control Cover
- 301D2541 Control Panel
- 301B2010 Control Mtg. Bracket - R. H.
- 301B2011 Control Mtg. Bracket - L. H.
- 301B2012 Resistor Cover

(Cont.)

CONTROL SECTION

WIRING DIAGRAMS

CODE

W.D. 611C713 (Cont.)

304A632 Adjustable Resistor - 6 Ohm,
100 Watt
304A634 Fixed Resistor - 4 Ohm,
100 Watt
304A251 Fixed Resistor - 30 Ohm,
5 Watt
307B845 Start Solenoid
305B383 Voltage Regulator
307B642 Start-Disconnect Relay
307B253 Stop Relay
305A254 Rectifier Mtg. Bracket
305A235 Rectifier
308P2 Manual or Electric Start
Selector Switch
308P154 Start-Stop Switch
302A58 Ammeter (10-0-10)
332A609 Terminal Block - 2 Place
332A537 Terminal Block - 4 Place
332A610 Block Marker - 2 Place
332A566 Block Marker - 4 Place

94

W.D. 611C714

301D2008 Control Box
301B1963 Control Cover
301D2541 Control Panel
301B2010 Control Mtg. Bracket - R. H.
301B2011 Control Mtg. Bracket - L. H.
301B2012 Resistor Cover
304A632 Adjustable Resistor - 6 Ohm,
100 Watt
304A634 Fixed Resistor - 4 Ohm,
100 Watt
304A251 Fixed Resistor - 30 Ohm,
5 Watt
307B845 Start Solenoid
305B383 Voltage Regulator
307B642 Start Disconnect Relay
307B253 Stop Relay
305A254 Rectifier Mtg. Bracket
305A235 Rectifier
308P2 Manual or Electric Start
Selector Switch
308P154 Start-Stop Switch
302A58 Ammeter (10-0-10)
332A609 Terminal Block - 2 Place
332A537 Terminal Block - 4 Place
332A610 Block Marker - 2 Place
332A566 Block Marker - 4 Place

95

W.D. 611C715

301D2009 Control Box
301B1963 Control Cover
301D2541 Control Panel
301B2010 Control Mtg. Bracket - R. H.
301B2011 Control Mtg. Bracket - L. H.
301B2012 Resistor Cover
304A632 Adjustable Resistor - 6 Ohm,
100 Watt
304A634 Fixed Resistor - 4 Ohm,
100 Watt

(Cont.)

CODE

W.D. 611C715 (Cont.)

304A251 Fixed Resistor - 30 Ohm,
5 Watt
307B845 Start Solenoid
305B383 Voltage Regulator
307B642 Start-Disconnect Relay
307B253 Stop Relay
305A254 Rectifier Mtg. Bracket
305A235 Rectifier
308P2 Manual or Electric Start
Selector Switch
308P154 Start-Stop Switch
302A58 Ammeter (10-0-10)
332A609 Terminal Block - 2 Place
332A537 Terminal Block - 4 Place
332A610 Block Marker - 2 Place
332A566 Block Marker - 4 Place

96

W.D. 611C716

301D2008 Control Box
301B1963 Control Cover
301D2541 Control Panel
301B2010 Control Mtg. Bracket - R. H.
301B2011 Control Mtg. Bracket - L. H.
301B2012 Resistor Cover
304A632 Adjustable Resistor - 6 Ohm,
100 Watt
304A634 Fixed Resistor - 4 Ohm,
100 Watt
304A251 Fixed Resistor - 30 Ohm,
5 Watt
307B845 Start Solenoid
305B383 Voltage Regulator
307B642 Start-Disconnect Relay
307B253 Stop Relay
305A254 Rectifier Mtg. Bracket
305A235 Rectifier
308P2 Manual or Electric Start
Selector Switch
308P154 Start-Stop Switch
302A58 Ammeter (10-0-10)
332A609 Terminal Block - 2 Place
332A537 Terminal Block - 4 Place
332A610 Block Marker - 2 Place
332A566 Block Marker - 4 Place

97

W.D. 611C718

301D2008 Control Box
301B1963 Control Cover
301D2541 Control Panel
301B2010 Control Mtg. Bracket - R. H.
301B2011 Control Mtg. Bracket - L. H.
301B2012 Resistor Cover
304A632 Adjustable Resistor - 6 Ohm,
100 Watt
304A634 Fixed Resistor - 4 Ohm,
100 Watt
304A251 Fixed Resistor - 30 Ohm,
5 Watt
304A217 Fixed Resistor - 1 Ohm,
10 Watt

(Cont.)

CONTROL SECTION

23

WIRING DIAGRAMS

CODE

W.D. 611C718 (Cont.)

307B845 Start Solenoid
305B383 Voltage Regulator
307B642 Start-Disconnect Relay
307B253 Stop Relay
305A254 Rectifier Mtg. Bracket
305A235 Rectifier
308P2 Manual or Electric Start
Selector Switch
308P154 Start-Stop Switch
320A104 Emergency (Reset) Relay
302A58 Ammeter (10-0-10)
332A611 Terminal Block - 3 Place
332A537 Terminal Block - 4 Place
332A612 Block Marker - 3 Place
332A566 Block Marker - 4 Place

98

W.D. 611C720

301D2008 Control Box
301B1963 Control Cover
301D2541 Control Panel
301B2010 Control Mtg. Bracket - R. H.
301B2011 Control Mtg. Bracket - L. H.
301B2012 Resistor Cover
304A632 Adjustable Resistor - 6 Ohm,
100 Watt
304A634 Fixed Resistor - 4 Ohm,
100 Watt
304A251 Fixed Resistor - 30 Ohm,
5 Watt
304A217 Fixed Resistor - 1 Ohm,
10 Watt
305A254 Rectifier Mtg. Bracket
305A235 Rectifier
307B845 Start Solenoid
305B383 Voltage Regulator
307B642 Start-Disconnect Relay
307B253 Stop Relay
320A104 Emergency (Reset) Relay
308P2 Manual or Electric Start
Selector Switch
308P154 Start-Stop Relay
302A58 Ammeter (10-0-10)
332A611 Terminal Block - 3 Place
332A537 Terminal Block - 4 Place
332A612 Block Marker - 3 Place
332A566 Block Marker - 4 Place

99

W.D. 611C724

301D2436 Control Box
301B1963 Control Cover
301C1961 Control Panel
301B1964 Control Mtg. Bracket - R. H.
301B1965 Control Mtg. Bracket - L. H.
332P52 Tinnerman Clip
305A254 Rectifier Mtg. Bracket
305A235 Rectifier
307B40 Start Solenoid
307B623 Start-Disconnect & Ignition
Relay

(Cont.)

CODE

W.D. 611C724 (Cont.)

307B597 Start Relay
308P2 Manual or Electric Start
Selector Switch
308P154 Start-Stop Switch
320A104 Emergency (Reset) Relay
302A446 Ammeter (5-0-5)
332A706 Terminal Block - 8 Place
332A537 Terminal Block (For B+,
1, 2, 3)
332A739 Block Marker (4 thru 9)
332A566 Block Marker (B+, 1, 2, 3)
332K750 Battery Polarity Marker Kit
332A254 Terminal Block (For T1,
T2, T3, To)
332A869 Block Marker (For T1, T2,
T3, To)
302P538 Running Time Meter
304A32 Fixed Resistor - 15 Ohm,
10 Watt
304A217 Fixed Resistor - 1 Ohm,
10 Watt
304A500 Adjustable Resistor - 2 Ohm,
150 Watt (Mounted in
Gen. Air Outlet)

100

W.D. 611C728

301D1962 Control Box
301B1963 Control Cover
301C1961 Control Panel
301B1964 Control Mtg. Bracket - R. H.
301B1979 Control Mtg. Bracket - L. H.
301D1978 Receptacle Box
301B1161 Receptacle Box Cover
508-9 Rubber Grommet
332P52 Tinnerman Clip
305A254 Rectifier Mtg. Bracket
305A235 Rectifier
307B40 Start Solenoid
307B623 Start-Disconnect & Ignition
Relay
307B597 Start Relay
308P2 Manual or Electric Start
Selector Switch
308P154 Start-Stop Switch
302A446 Ammeter (5-0-5)
332A706 Terminal Block - 8 Place
332A537 Terminal Block - 4 Place
332A739 Block Marker - (4 thru 9)
332A566 Block Marker - 4 Place
332K750 Battery Polarity Marker Kit
304A32 Fixed Resistor - 15 Ohm,
10 Watt
304A500 Adjustable Resistor - 2 Ohm,
150 Watt (Mounted in Gen.
Air Outlet)
323-91 Receptacle - 4 Prong (2)
323-186 Receptacle - 3 Prong
323P184 Duplex Receptacle

CONTROL SECTION

WIRING DIAGRAMS

CODE

(101)

W.D. 611C729

301D2008 Control Box
 301C2009 Control Panel
 301B2010 Control Mtg. Bracket - R. H.
 301B2011 Control Mtg. Bracket - L. H.
 301C2128 Receptacle Box
 301B1755 Receptacle Panel
 301B2129 Receptacle Box Mtg. Bracket
 301B2012 Resistor Cover
 304A506 Adjustable Resistor 6 Ohm,
 150 Watt
 304A251 Fixed Resistor - 30 Ohm,
 5 Watt
 307B40 Start Solenoid
 306A28 Start Disconnect Relay
 307B180 Reverse Current Relay
 307B253 Stop Relay
 308P2 Manual or Electric Start
 Selector Switch
 308P154 Start-Stop Switch
 302A446 Ammeter (5-0-5)
 332A609 Terminal Block - 2 Place
 332A537 Terminal Block - 4 Place
 332A566 Block Marker - 4 Place
 322P21 Pilot Light Receptacle
 322-11 Pilot Light Lamp
 149-234 Pilot Light Guard
 149A156 Pilot Light Guard Gasket
 301A1902 Pilot Light Guard Clamp
 323P140 Twistlock Receptacle (2)
 323P184 Duplex Receptacle (2)

(102)

W.D. 611D731

PLANT MOUNTED CONTROL PORTION

301D2557 Control Box
 301B1963 Control Cover
 301C2558 Control Panel
 301B1964 Control Mtg. Bracket - R. H.
 301B1965 Control Mtg. Bracket - L. H.
 305A254 Rectifier Mtg. Bracket
 305A235 Rectifier
 307B40 Start Solenoid
 307P773 Start-Disconnect & Ignition
 Relay
 323-52 Relay Plug-in Socket
 307P778 Relay Hold-Down Spring
 307P597 Start Relay
 308P206 Manual or Electric Start
 Selector Switch
 308P190 Start-Stop Switch
 302A446 Ammeter (5-0-5)
 509P104 Ammeter "O" Ring Gasket
 304A217 Fixed Resistor - 1 Ohm,
 10 Watt (2)
 304A192 Fixed Resistor - 3 Ohm,
 10 Watt
 304A32 Fixed Resistor - 15 Ohm,
 10 Watt
 304A500 Adj. Resistor - 2 Ohm,
 150 Watt (Mounted in
 Gen. Air Outlet)

(Cont.)

CODE

W.D. 611D731 (Cont.)

332A609 Terminal Block (31, E1)
 332A254 Terminal Block (for T1,
 T3, T2, T4)
 332A868 Block Marker (T1, T3,
 T2, T4)
 332A537 Terminal Block (for B-,
 1, 2, 3)
 332A566 Block Marker (B-, 1, 2, 3)
 332A607 Terminal Block - 12 place
 332A608 Block Marker (4 thru 15)

WALL MOUNTED CONTROL PORTION

301D2553 Control Box
 301C2554 Control Panel - Upper
 301B2553 Control Panel - Lower
 301B2556 Circuit Breaker Mtg.
 Bracket
 406-50 Control Box Handle
 & Catch
 320P258 Circuit Breaker - 35 Amp.
 306C136 Voltage Sensitive Relay (2)
 307B184 Time Delay Relay
 (Agastat)
 233A66 Agastat Relay Insulator
 307A298 Time Delay Relay
 (Heinemann)
 332A254 Terminal Block (for T1,
 T3, T2, T4)
 332A868 Block Marker (T1, T3, T2,
 T4)
 332A649 Terminal Jumper (2)
 332A607 Terminal Block - 12 Place
 307A655 Emergency Hi-Lo Voltage
 Stop Relay
 320A104 Oil Pressure & Temp.
 Emergency Relay
 303P97 Rheostat
 303P32 Rheostat Knob
 332A609 Terminal Block (31, E1)
 302-213 Frequency Meter
 302P465 Running Time Meter
 302P420 AC Voltmeter
 302P444 AC Ammeter (2)
 320A104 Cranking Limiter Relay

(103)

W.D. 611C733

301D1962 Control Box
 301B1963 Control Cover
 301C1961 Control Panel
 301B1964 Control Mtg. Bracket - R. H.
 301B1965 Control Mtg. Bracket - L. H.
 332P52 Tinnerman Clip
 305A254 Rectifier Mtg. Bracket
 305A235 Rectifier
 307B860 Field Build-up Relay
 307P773 Start-Disconnect & Ignition
 Relay
 323-52 Relay Plug-In Socket
 307P778 Relay Hold-Down Spring
 308P5 Manual or Electric Start
 Selector Switch

(Cont.)

 11
 Line 2

CONTROL SECTION

25

WIRING DIAGRAMS

CODE

- (207) W.D. 615B298
301C2027 Instrument Box
301B2752 Instrument Panel
301B2076 Instrument Box Bracket
508-9 Rubber Grommet
302B448 Frequency Meter Face Plate
302P221 Frequency Meter
302P419 AC Ammeter (3)
302P421 AC Voltmeter
308A12 Voltmeter Selector Switch
303-76 Selector Switch Knob
- (208) W.D. 625A23 (Oil Base Heater Circuit)
Diagram of Electrical Circuit Only
- (209) W.D. 625C292 (Static Exciter)
Diagram Only - Refer to Generator
Section for Components
- (210) W.D. 625C386 (Static Exciter)
Diagram Only - Refer to Generator
Section for Components
- (211) W.D. 625C414 (Static Exciter)
Diagram Only - Refer to Generator
Section for Components
- (212) W.D. 625A423 (Static Exciter)
Diagram Only - Refer to Generator
Section for Components
- (213) W.D. 625C426 (Static Exciter)
Diagram Only - Refer to Generator
Section for Components
- (214) W.D. 625A477
Control Box Heater Installation
Diagram
333P74 Heater
321P68 Heater Holder
321A69 Heater Bracket
309P128 Heater Thermostat
301A1886 Thermostat Cover
332A333 Terminal Block - 2 Place
332A499 Block Marker - 2 Place
- (215) W.D. 625C496 (Static Exciter)
Diagram Only - Refer to Generator
Section for Components
- (216) W.D. 625C510 (Static Exciter)
Diagram Only - Refer to Generator
Section for Components

CODE

- (217) W.D. 625C516 (Static Exciter)
Diagram Only - Refer to Generator
Section for Components
- (218) W.D. 625C529 (Static Exciter)
Diagram Only - Refer to Generator
Section for Components
- (219) W.D. 625C550 (Static Exciter)
Diagram Only - Refer to Generator
Section for Components
- (220) W.D. 625A610
Control Box Heater Installation
Diagram
333P59 Heater
309P128 Heater Thermostat
301A1886 Thermostat Cover
332A333 Terminal Block - 2 Place
332A499 Block Marker - 2 Place
- (221) W.D. 625A632 (Static Exciter)
Diagram Only - Refer to Generator
Section for Components
- (222) W.D. 625A633 (Static Exciter)
Diagram Only - Refer to Generator
Section for Components
- (223) W.D. 625A711 (Static Exciter)
Diagram Only - Refer to Generator
Section for Components
- (224) W.D. 625A712 (Static Exciter)
Diagram Only - Refer to Generator
Section for Components
- (225) W.D. 612C2740
Standard Group 1 - Page 1
301C2376 Control panel
304A217 Fixed Resistor (1 Ohm, 10 Watt)
5/16 x 1-3/4"
320B221 Emergency Reset Relay
322P69 Warning Light Receptacle
322P4 Warning Light Lamp

Continued On Next Page

CONTROL SECTION

WIRING DIAGRAMS

CODE

226

W.D. 612C2246
Standard Group 3 - Page 2

227

W.D. 612B2299
301C2518 Instrument Panel
308A12 Voltmeter Selector Switch
303-76 Selector Switch Knob
302P421 A.C. Voltmeter
AC Ammeter (Check Meter Scale-Select according to rating)
302P419 Scale Reads 0-50 (3)
302P458 Scale Reads 0-80 (3)

228

W.D. 612B2378
301B2378 Instrument Panel
302P467 Running Time Meter
308P12 Voltmeter Selector Switch
303-76 Selector Switch Knob
302P422 AC Voltmeter
302P418 AC Ammeter (3)
Circuit Breaker (Check Breaker - Select according to Amperage)
320B150 Breaker Marked 20A (3)
320B151 Breaker Marked 25A (3)

229

W.D. 612C2789
Standard Group 1 - Page 2
301C2376 Control Panel
332A751 Terminal Block - 10 Place
R.T.F. Block Marker - 10 Place
304A217 Fixed Resistor 1 ohm, 10 Watt
320B221 Emergency (Oil Pressure) Relay
307A655 Emergency (Hi-Temp.) Relay
322P69 Signal Light Receptacle (2)
322-4 Signal Light Lamp (2)

230

W.D. 612C2842
Standard Group 1 - Page 2
301D2750 Control Box
301C2376 Control Panel
332A751 Terminal Block - 10 Place
332A853 Block Marker - 10 Place
304A217 Fixed Resistor 1 ohm, 10 Watt
320B221 Emergency (Oil Pressure) Relay
307A655 Emergency (Hi-Temp.) Relay
322P69 Signal Light Receptacle (2)

CODE

W.D. 612C2842 (Cont.)

322-4 Signal Light Lamp (2)
303P97 Rheostat
303P32 Rheostat Knob
332A609 Terminal Block - 2 Place
332A610 Block Marker - 2 Place

231

W.D. 612C2851

Standard Group 1 - Page 2
301C2376 Control Panel
304A217 Fixed Resistor - 1 ohm, 10 Watt
320B221 Emergency (Oil Pressure & Hi-Temp.) Relay
322P69 Signal Light Receptacle
322-4 Signal Light Lamp

232

W.D. 612C2854

301C2376 Control Panel
332A751 Terminal Block - 10 Place
332A853 Block Marker - 10 Place
304A217 Fixed Resistor - 1 ohm, 10 Watt
320B221 Emergency (Oil Pressure) Relay
307A655 Emergency (Hi-Temp. & Overspeed) Relay
322P69 Signal Light Receptacle (2)
322-4 Signal Light Lamp (2)

233

W.D. 612C2859

Standard Group 1 - Page 2
312A145 Condenser .1 Mfd. (3) - In Output Box
332A236 Terminal Block - In Output Box
332A238 Block Marker Strip - In Output Box
301D2307 Load Output Box

234

W.D. 612C2860


Standard Group 3 - Page 2

235

W.D. 612C2868

Standard Group 3 - Page 2
307A655 Emergency (Overspeed) Relay
322P69 Signal Light Receptacle
322-4 Signal Light Lamp
301C2376 Control Panel

R.T.F. - Refer to Factory. Include Model and Serial Number of Unit.



CONTROL SECTION

27

WIRING DIAGRAMS

CODE

(111)

W.D. 611C759

301D1962 Control Box
301B1963 Control Cover
301C1961 Control Panel
301B1964 Control Mtg. Bracket - R. H.
301B1965 Control Mtg. Bracket - L. H.
332P52 Tinnerman Clip
305A254 Rectifier Mtg. Bracket
305A235 Rectifier
307B860 Field Build-Up Relay
307P773 Start-Disconnect & Ignition Relay
323-52 Relay Plug-In Socket
307P778 Relay Hold-Down Spring
308P5 Manual or Electric Start Selector Switch
308P154 Start-Stop Switch
302A446 Ammeter (5-0-5)
322P69 Signal Light Receptacle
322P4 Signal Light Lamp
332A751 Terminal Block - 10 Place
332A608 Block Marker - 10 Place
332A537 Terminal Block - 4 Place
332A566 Block Marker - 4 Place
304A32 Fixed Resistor - 15 Ohm, 10 Watt
304A500 Adjustable Resistor - 2 Ohm, 150 Watt (Mounted in Gen. Air Outlet)

(112)

W.D. 611C760

301D2008 Control Box
301B1963 Control Cover
301D2541 Control Panel
301B2010 Control Mtg. Bracket - R. H.
301B2011 Control Mtg. Bracket - L. H.
301B2012 Resistor Cover
304A632 Adjustable Resistor - 6 Ohm, 100 Watt
304A634 Fixed Resistor - 4 Ohm, 100 Watt
304A251 Fixed Resistor - 30 Ohm, 5 Watt
307B845 Start Solenoid
305B383 Voltage Regulator
307B642 Start-Disconnect Relay
305B253 Stop Relay
305A254 Rectifier Mtg. Bracket
305A235 Rectifier
308P2 Manual or Electric Start Selector Switch
308P154 Start-Stop Switch
302A58 Ammeter (10-0-10)
332A609 Terminal Block - 2 Place
332A610 Block Marker - 2 Place
332A537 Terminal Block - 4 Place
332A566 Block Marker - 4 Place

(113)

W.D. 611C764

301D1962 Control Box
(Cont.)

CODE

W.D. 611C764 (Cont.)

301B1963 Control Cover
301C1961 Control Panel
301B1964 Control Mtg. Bracket - R. H.
301B1965 Control Mtg. Bracket - L. H.
332P52 Tinnerman Clip
517-9 Dot Button
307B61 Start Solenoid
307B623 Start-Disconnect & Ignition Relay
307B597 Start Relay
308P2 Manual or Electric Start Selector Switch
308P154 Start-Stop Switch
332A706 Terminal Block - 8 Place
332A739 Block Marker (4 thru 9)
332A537 Terminal Block - 4 Place
332A566 Block Marker - 4 Place
304A5 Adjustable Resistor - 150 Ohm, 25 Watt
304A268 Adjustable Resistor - 5 Ohm, 50 Watt
304A247 Adjustable Resistor - 100 Ohm, 10 Watt
304A11 Fixed Resistor - 50 Ohm, 25 Watt

(114)


W.D. 611C765

301D1962 Control Box
301B1963 Control Cover
301C1961 Control Panel
301B1964 Control Mtg. Bracket - R. H.
301B1965 Control Mtg. Bracket - L. H.
332P52 Tinnerman Clip
305A254 Rectifier Mtg. Bracket
305A235 Rectifier
307B40 Start Solenoid
307B623 Start-Disconnect & Ignition Relay
307B597 Start Relay
308P2 Manual or Electric Start Selector Switch
308P154 Start-Stop Switch
302A446 Ammeter (5-0-5)
332A706 Terminal Block - 8 Place
332A739 Block Marker (4 thru 9)
332K750 Battery Polarity Marker Kit
332A537 Terminal Block - 4 Place
332A566 Block Marker - 4 Place
304A32 Fixed Resistor - 15 Ohm, 10 Watt
304A500 Adjustable Resistor - 2 Ohm, 150 Watt (Mounted in Gen. Air Outlet)

(115)

W.D. 611C769

301D2008 Control Box
301B1963 Control Cover
301D2541 Control Panel
301B2010 Control Mtg. Bracket - R. H.
(Cont.)



CONTROL SECTION

WIRING DIAGRAMS

CODE

W.D. 611C769 (Cont.)

301B2011 Control Mtg. Bracket - L.H.
 301B2012 Resistor Cover
 304A632 Adjustable Resistor - 6 Ohm,
 100 Watt
 304A634 Fixed Resistor - 4 Ohm,
 100 Watt
 304A251 Fixed Resistor - 30 Ohm,
 5 Watt
 307B845 Start Solenoid
 305B383 Voltage Regulator
 307B642 Start-Disconnect Relay
 307B253 Stop Relay
 308P2 Manual or Electric Start
 Selector Switch
 308P154 Start-Stop Switch
 302A58 Ammeter (10-0-10)
 305A254 Rectifier Mtg. Bracket
 305A235 Rectifier
 332A609 Terminal Block - 2 Place
 332A610 Block Marker - 2 Place
 332A537 Terminal Block - 4 Place
 332A566 Block Marker - 4 Place

116

W.D. 611C770

301D2140 Control Box
 301B1963 Control Cover
 301C1961 Control Panel
 301B1964 Control Mtg. Bracket - R.H.
 301B2429 Control Mtg. Bracket - L.H.
 332P52 Tinnerman Clip
 307B40 Start Solenoid
 307B623 Start-Disconnect & Fuel
 Solenoid Relay
 307B597 Start Relay
 320A104 Oil Pressure Emergency
 Relay
 320P204 Circuit Breaker - 30 Amp.
 320P235 Circuit Breaker - 20 Amp.
 308P2 Manual or Electric Start
 Selector Switch
 308P154 Start-Stop Switch
 302A554 Ammeter (15-0-15)
 304A32 Fixed Resistor - 15 Ohm,
 10 Watt
 304A217 Fixed Resistor - 1 Ohm,
 10 Watt
 304A625 Adjustable Resistor - 1 Ohm,
 150 Watt
 305P343 Rectifier
 332A706 Terminal Block - 8 Place
 332A739 Block Marker (4 thru 9)
 332A537 Terminal Block - 4 Place
 332A566 Block Marker - 4 Place
 321A148 Fuse Block
 321-20 Fuse - 60 Amp.

117

W.D. 611C771

301D2008 Control Box
 301B1963 Control Cover
 (Cont.)

CODE


W.D. 611C771 (Cont.)

301D2541 Control Panel
 301B2010 Control Mtg. Bracket - R.H.
 301B2011 Control Mtg. Bracket - L.H.
 301C2128 Receptacle Box
 301B1755 Receptacle Box Cover
 301B2129 Receptacle Box Mtg. Bracket
 301B2012 Resistor Cover
 304A632 Adjustable Resistor - 6 Ohm,
 100 Watt
 304A634 Fixed Resistor - 4 Ohm,
 100 Watt
 304A251 Fixed Resistor - 30 Ohm,
 5 Watt
 307B845 Start Solenoid
 305B383 Voltage Regulator
 307B642 Start-Disconnect Relay
 307B253 Stop Relay
 305A254 Rectifier Mtg. Bracket
 305A235 Rectifier
 308P2 Manual or Electric Start
 Selector Switch
 308P154 Start-Stop Switch
 302A58 Ammeter (10-0-10)
 332A609 Terminal Block - 2 Place
 332A610 Block Marker - 2 Place
 332A537 Terminal Block - 4 Place
 332A566 Block Marker - 4 Place
 323P140 Twistlock Receptacle (2)
 323P184 Duplex Receptacle (2)
 322P21 Pilot Light Receptacle
 322-11 Pilot Light Lamp
 149-234 Pilot Light Guard
 149A156 Pilot Light Guard Gasket
 301A1902 Pilot Light Guard Clamp

118

W.D. 611C775

301D2008 Control Box
 301B1963 Control Cover
 301D2541 Control Panel
 301B2010 Control Mtg. Bracket - R.H.
 301B2011 Control Mtg. Bracket - L.H.
 301C1551 Meter Panel
 301B2012 Resistor Cover
 304A632 Adjustable Resistor - 6 Ohm,
 100 Watt
 304A634 Fixed Resistor - 4 Ohm,
 50 Watt
 304A251 Fixed Resistor - 30 Ohm,
 5 Watt
 305A254 Rectifier Mtg. Bracket
 305A235 Rectifier
 307B845 Start Solenoid
 305B383 Voltage Regulator
 307B642 Start-Disconnect Relay
 307B253 Stop Relay
 308P2 Manual or Electric Start
 Selector Switch
 308P154 Stop-Start Switch
 302A58 Ammeter (10-0-10)
 (Cont.)



CONTROL SECTION

29

WIRING DIAGRAMS

CODE

W.D. 611C775 (Cont.)

332A609 Terminal Block - 2 Place
332A610 Block Marker - 2 Place
332A537 Terminal Block - 4 Place
332A566 Block Marker - 4 Place
320A2 Circuit Breaker - 15 Amp.
302P466 Running Time Meter
302P421 AC Voltmeter
302P460 AC Ammeter (2)

119

W.D. 611D777

301D1962 Control Box
301B1963 Control Cover
301C1961 Control Panel
301B1964 Control Mtg. Bracket - R.H.
301B1965 Control Mtg. Bracket - L.H.
332P52 Tinnerman Clip
305A254 Rectifier Bracket
305A235 Rectifier
307B40 Start Solenoid
307B623 Start-Disconnect & Ignition
Relay
307B597 Start Relay
308P2 Manual or Electric Start
Selector Switch
308P154 Start-Stop Switch
302A446 Ammeter (5-0-5)
303P97 Rheostat
303P32 Rheostat Knob
332A706 Terminal Block - 8 Place
332A707 Block Marker - 8 Place
332A537 Terminal Block - 4 Place
332A566 Block Marker - 4 Place
332K750 Battery Polarity Marker Kit
304A32 Fixed Resistor - 15 Ohm,
10 Watt
304A500 Adjustable Resistor - 2 Ohm,
150 Watt (Mounted in Gen.
Air Outlet)

120

W.D. 611C779

301D1962 Control Box
301B1963 Control Cover
301C1961 Control Panel
301B1964 Control Mtg. Bracket - R.H.
301B1965 Control Mtg. Bracket - L.H.
332P52 Tinnerman Clip
305A254 Rectifier Mounting Bracket
305A235 Rectifier
307B40 Start Solenoid
307B623 Start-Disconnect & Ignition
Relay
307B597 Start Relay
308P2 Manual or Electric Start
Selector Switch

(Cont.)

CODE

W.D. 611C779 (Cont.)

308P154 Start-Stop Switch
302A446 Ammeter (5-0-5)
332A706 Terminal Block - 8 Place
332A739 Block Marker - (4 thru 9)
332A537 Terminal Block - 4 Place
332A566 Block Marker - 4 Place
332K750 Battery Polarity Marker Kit
304A32 Fixed Resistor - 15 Ohm,
10 Watt
304A500 Adjustable Resistor -
2 Ohm, 150 Watt

121

W.D. 611C780

301D1962 Control Box
301B1963 Control Cover
301C2092 Control Panel
332P52 Tinnerman Clip
305A254 Rectifier Mtg. Bracket
305A235 Rectifier
308A28 Start Switch
308P155 Stop Switch
302A446 Ammeter (5-0-5)
332A706 Terminal Block - 8 Place
332A739 Block Marker (4 thru 9)
332K750 Battery Polarity Marker Kit
304A500 Adjustable Resistor - 2
Ohm, - 150 Watt
(Mounted in Gen.
Air Outlet)

122

W.D. 611C781

301D1962 Control Box
301B1963 Control Cover
301C1961 Control Panel
301B1964 Control Mtg. Bracket - R.H.
301B1965 Control Mtg. Bracket - L.H.
332P52 Tinnerman Clip
305A254 Rectifier Mtg. Bracket
305A235 Rectifier
307B40 Start Solenoid
307B623 Start-Disconnect &
Ignition Relay
307B597 Start Relay
308P2 Manual or Electric Start
Selector Switch
308P154 Start-Stop Switch
302A446 Ammeter (5-0-5)
320A104 Emergency (Reset) Relay
303P97 Rheostat
303P32 Rheostat Knob
332A706 Terminal Block - 8 Place
332A739 Block Marker (4 thru 9)
332A537 Terminal Block - 4 Place
332A566 Block Marker - 4 Place

(Cont.)

CONTROL SECTION

WIRING DIAGRAMS

CODE

W.D. 611C781 (Cont.)

332A333 Terminal Block - 2 Place
 332A499 Block Marker - 2 Place
 332K750 Battery Polarity Marker Kit
 304A32 Fixed Resistor - 15 Ohm, 10 Watt
 304A217 Fixed Resistor - 1 Ohm, 10 Watt
 304A500 Adjustable Resistor - 2 Ohm, 150 Watt (Mounted in Gen. Air Outlet)

123

W.D. 611C783

301D1962 Control Box
 301B1963 Control Cover
 301C1961 Control Panel
 301B1964 Control Mtg. Bracket R.H.
 301B1965 Control Mtg. Bracket L.H.
 332P52 Tinnerman Clip
 305A254 Rectifier Mtg. Bracket
 305A238 Rectifier
 307B61 Start Solenoid
 307B623 Start-Disconnect & Ignition Relay
 307B597 Start Relay
 308P2 Manual or Electric Start Selector Switch
 308P154 Start-Stop Switch
 320A104 Emergency (Reset) Relay
 302A446 Ammeter (5-0-5)
 332A706 Terminal Block - 8 Place
 332A739 Block Marker (4 thru 9)
 332K750 Battery Polarity Marker Kit
 332A537 Terminal Block - 4 Place
 332A566 Block Marker - 4 Place
 304A276 Fixed Resistor - 75 Ohm, 10 Watt
 304A283 Fixed Resistor - 35 Ohm, 25 Watt
 304A16 Adjustable Resistor - 2.5 Ohm, 50 Watt
 304A194 Adjustable Resistor - 50 Ohm, 25 Watt
 304A268 Adjustable Resistor - 5 Ohm, 50 Watt
 304A521 Adjustable Resistor - 8 Ohm, 150 Watt

CODE

W.D. 611C784

124

301D2008 Control Box
 301B1963 Control Cover
 301D2541 Control Panel
 301B2010 Control Mtg. Bracket - R.H.
 301B2011 Control Mtg. Bracket - L.H.
 301B2012 Resistor Cover
 305A254 Rectifier Mtg. Bracket
 305A235 Rectifier
 304A632 Adjustable Resistor - 6 Ohm, 100 Watt
 304A634 Fixed Resistor - 4 Ohm, 100 Watt
 304A251 Fixed Resistor - 30 Ohm, 5 Watt
 307B845 Start Solenoid
 305B383 Voltage Regulator
 307B642 Start-Disconnect Relay
 307B253 Stop Relay
 308P2 Manual or Electric Start Selector Switch
 308P154 Start-Stop Switch
 302A58 Ammeter (10-0-10)
 332A609 Terminal Block - 2 Place
 332A610 Block Marker - 2 Place
 332A537 Terminal Block - 4 Place
 332A566 Block Marker - 4 Place

125

W.D. 611C785

301D1962 Control Box
 301B1963 Control Cover
 301C1961 Control Panel
 301B1980 Control Mtg. Bracket - R.H.
 301B2208 Control Mtg. Bracket - L.H.
 508-1 Rubber Grommet
 402A78 Mtg. Cushion (4)
 337A52 Ground Strap
 301D1978 Load Output Box
 301B2686 Output Box Cover
 508-9 Rubber Grommet
 305A254 Rectifier Mtg. Bracket
 305A235 Rectifier
 307B40 Start Solenoid
 307B623 Start-Disconnect & Ignition Relay
 307B597 Start Relay
 308P2 Manual or Electric Start Selector Switch
 308P154 Start-Stop Switch
 302A446 Ammeter (5-0-5)
 332A706 Terminal Block - 8 Place
 332A739 Block Marker - 8 Place
 332A537 Terminal Block - 4 Place

(Cont.)

CONTROL SECTION

31

WIRING DIAGRAMS

CODE

(266)

W.D. 612A3225

R.T.F. Instrument Panel
302P421 AC Voltmeter
308A12 Voltmeter Selector Switch
303-76 Selector Switch Knob
332A406 Terminal Block

(267)

W.D. 612C3294

301C2317 Control Panel
301A2395 Panel Stop Bracket
302-213 Frequency Meter
302P465 Running Time Meter
308P69 Light Switch
321-68 Lamp Socket
322-86 Synchronizing Lamp (Bulb)
308P69 Cross Current Switch
302P420 AC Voltmeter
302P458 AC Ammeter (2)
303P97 Rheostat
303-32 Rheostat Knob
320B21 Circuit Breaker (3)
320-187 Circuit Breaker Handle Kit
302B660 Current Transformer (Mounted on Housing)
323-342 Receptacle - 100 Amp. (Mounted on Housing)
304A258 Fixed Resistor - 14,000 ohm, 10 Watt
304A640 Adjustable Resistor 2.5 ohm, 75 Watt
332A537 Terminal Block - 4 Place
332A554 Block Marker - 4 Place

(268)

W.D. 612C3295

301D1962 Control Box
301B1963 Control Box Cover
301C1961 Control Box Panel
301B1964 Control Mtg. Bracket - R.H.
301B1965 Control Mtg. Bracket - L.H.
508-9 Rubber Grommet
305A235 Rectifier - 10A., 100V. Peak
305A254 Rectifier Mtg. Bracket
307B40 Start Solenoid
332A419 Terminal Block - 4 Place
332A492 Block Marker - 4 Place
332A706 Terminal Block - 8 Place

CODE

W.D. 612C3295 (Cont.)

332A739 Block Marker - 8 Place
302A446 Ammeter
308P155 Start Switch
308P69 Ignition Switch
308P2 Panel Light Switch (Mtd. on Housing)
322P72 Panel Light Receptacle (2) (Mtd. on Housing)
322-4 Panel Light Lamp (2) (Mtd. on Housing)
304A500 Adjustable Resistor 2 ohm, 150 Watt (Mounts in Generator Air Outlet)

(269)

W.D. 612C3303

Standard Group 1 - Page 2
301C2376 Control Panel
307A655 Emergency (Overspeed) Relay
322P69 Signal Light Receptacle
322-4 Signal Light Lamp

(270)

W.D. 612C3308

Standard Group 3 - Page 2
301D2750 Control Box
303P97 Rheostat
303P32 Rheostat Knob
332A609 Terminal Block - 2 Place
332A610 Block Marker - 2 Place

(271)

W.D. 612C3310

301D1962 Control Box
301B1963 Control Box Cover
R.T.F. Control Box Panel
301B1964 Control Mtg. Bracket- R.H.
301B1979 Control Mtg. Bracket- L.H.
301D1978 Load Output Box
301B856 Load Output Box Cover
508-9 Output Box Grommet (Rubber)
332P52 Tinnerman Clip
305A235 Rectifier - 10A., 100V. Peak
305A254 Rectifier Mtg. Bracket
307P773 Start-Disconnect & Ignition Relay
323-52 Relay (Plug-in) Socket
307P778 Relay Hold-down Spring
307B860 Field Build-up Relay

R.T.F. - Refer to Factory. Include Model and Serial Number of Unit.

CONTROL SECTION

WIRING DIAGRAMS

CODE

W.D. 612C3310 (Cont.)

308P5 Manual or Electric Start
Selector Switch
308P154 Start-Stop Switch
302A446 Ammeter
332A795 Terminal Block - 16 Place
332A862 Block Marker - 16 Place
332A537 Terminal Block - 4 Place
332A566 Block Marker - 4 Place
304A32 Fixed Resistor - 15 ohm,
10 Watt
307A655 Emergency (Overspeed)
Relay
322P69 Signal Light Receptacle
(3)
322-4 Signal Light Lamp (3)
304A500 Adjustable Resistor -
2 ohm, 150 Watt (Mounts
in Generator Air Outlet)

(272)

W.D. 612C3314

Standard Group 1 - Page 2
R.T.F. Control Box
R.T.F. Control Box Panel
332A751 Terminal Block - 10 Place
332A853 Block Marker - 10 Place
304A217 Fixed Resistor - 1 ohm,
10 Watt
320B221 Emergency (Oil Pressure)
Relay
307A655 Emergency (Hi-Temp.)
Relay
322P69 Signal Light Receptacle
(2)
322-4 Signal Light Lamp (2)
332A406 Terminal Block - 3 Place
332A426 Block Marker - 3 Place

(273)

W.D. 612C3325

Standard Group 1 - Page 2
301C2376 Control Panel
304A217 Fixed Resistor - 1 ohm,
10 Watt
320B221 Emergency (Oil Pressure)
Relay
307A655 Emergency (Hi-Temp. &
Overspeed) Relay
322P69 Signal Light Receptacle
322-4 Signal Light Lamp

CODE

(274)

W.D. 612B3352

301C2396 Instrument Panel
301A2727 Instrument Panel Handle
301A2395 Panel Stop Bracket
302B213 Frequency Meter
302P421 AC Voltmeter
302P458 AC Ammeter (3)
320B17 Circuit Breaker
322-44 Neon Signal Light (2)
308P203 Output Phase Selector
Switch
308A12 Voltmeter Selector Switch
303-76 Selector Switch Knob
332A609 Terminal Block
332A610 Block Marker

(275)

W.D. 612C3353

Standard Group 1 - Page 2
301D2307 Load Output Box
332A236 Terminal Block - 3 Place
332A869 Block Marker - 3 Place
(Modified)

(276)

W.D. 612C3354

Standard Group 3 - Page 2

(277)

W.D. 612D3370

301D2994 Control Box (Modified)
301C2992 Control Box Panel (Upper)
301C2125 Control Box Panel (Lower)
301C2106 Control Mtg. Bracket
301A1914 Panel Stop Bracket
301A2727 Control Panel Handle
508P63 Grommet (Rubber)
312A58 Condenser -.1 Mfd. (2)
320P334 Circuit Breaker
305A235 Rectifier - 10A., 100V.
Peak
305A254 Rectifier Mtg. Bracket
322P72 Panel Light Receptacle (2)
322P69 Panel Light Receptacle (3)
322-4 Panel Light Lamp (5)
307B597 Ignition Start Relay
307A388 Oil Pressure Time Delay
Relay
301A1685 Time Delay Relay Mtg.
Bracket
307P773 Start-Disconnect & Ignition
Relay
323-52 Relay (Plug-in) Socket
307P778 Relay Hold-down Spring

R.T.F. - Refer to Factory. Include Model and Serial Number of Unit.

CONTROL SECTION

33

WIRING DIAGRAMS

CODE

W.D. 612D3370 (Cont.)

307B845 Start Solenoid
 307A655 Emergency (Oil Pressure,
 Hi-Temp. & Overspeed)
 Relay (3)
 307P535 Alarm Relay (4)
 193B107 Oil Pressure Gage
 302A446 Ammeter
 302P465 Running Time Meter
 302P458 AC Ammeter (2)
 302P421 AC Voltmeter
 302B213 Frequency Meter
 304A32 Fixed Resistor - 15 ohm,
 10 Watt
 308P2 Panel Light Switch
 308P154 Start-Stop Switch
 332A795 Terminal Block - 16 Place
 332A537 Terminal Block - 4 Place
 332A513 Terminal Block - 3 Place
 332A706 Terminal Block - 8 Place
 332A707 Block Marker - 8 Place
 332A566 Block Marker - 4 Place
 332A862 Block Marker - 16 Place
 304A500 Adjustable Resistor -
 2 ohm, 150 Watt (Mounts
 in Generator Air Outlet)

278

W.D. 612D3371

301D2994 Control Box (Modified)
 301C2992 Control Box Panel (Upper)
 301C2125 Control Box Panel (Lower)
 301C2106 Control Mtg. Bracket
 301A1914 Panel Stop Bracket
 301A2727 Control Panel Handle
 508P63 Grommet (Rubber)
 312A58 Condenser - .1 Mfd. (2)
 320P334 Circuit Breaker
 305A235 Rectifier - 10A., 100V.
 Peak
 305A254 Rectifier Mtg. Bracket
 322P72 Panel Light Receptacle
 (2)
 322P69 Panel Light Receptacle
 (3)
 322-4 Panel Light Lamp (5)
 307B597 Ignition Start Relay
 307A388 Oil Pressure Time Delay
 Relay
 301A1685 Time Delay Relay Mtg.
 Bracket

CODE

W.D. 612D3371 (Cont.)

307P773 Start-Disconnect & Ignition
 Relay
 323-52 Relay (Plug-in) Socket
 307P778 Relay Hold-down Spring
 307B845 Start Solenoid
 307A655 Emergency (Oil Pressure,
 Hi-Temp. & Overspeed)
 Relay (3)
 307P535 Alarm Relay (4)
 193B107 Oil Pressure Gage
 302A446 Ammeter
 302P465 Running Time Meter
 302P458 AC Ammeter (2)
 302P421 AC Voltmeter
 302B213 Frequency Meter
 304A32 Fixed Resistor - 15 ohm,
 10 Watt
 308P2 Panel Light Switch
 308P154 Start-Stop Switch
 332A795 Terminal Block - 16 Place
 332A537 Terminal Block - 4 Place
 332A513 Terminal Block - 3 Place
 332A706 Terminal Block - 8 Place
 332A707 Block Marker - 8 Place
 332A566 Block Marker - 4 Place
 332A862 Block Marker - 16 Place
 304A500 Adjustable Resistor - 2 ohm,
 150 Watt (Mounts in
 Generator Air Outlet)

279

W.D. 612B3376

301C2774 Instrument Panel
 301A2727 Instrument Panel Handle
 308A12 Voltmeter Selector Switch
 303-76 Selector Switch Knob
 323P184 Duplex Receptacle - 15 Amp.,
 2 Wire
 302P465 Running Time Meter
 302P421 AC Voltmeter
 302P419 AC Ammeter (3)
 Circuit Breaker (Check Breaker -
 Select according to Amperage)
 320B153 Breaker Marked 40A. (3)
 320B52 Breaker Marked 50A. (3)

CONTROL SECTION

WIRING DIAGRAMS

CODE

(280)W.D. 612C3392

Standard Group 1 - Page 2
 301C2376 Control Panel
 304A217 Fixed Resistor - 1 ohm,
 10 Watt
 320B221 Emergency (Oil Pressure)
 Relay
 307A655 Emergency (Overspeed &
 Hi-Temp.) Relay
 322P69 Signal Light Receptacle
 322-4 Signal Light Lamp

(281)W.D. 612B3402

R.T.F. Instrument Panel
 303P97 Rheostat
 303P32 Rheostat Knob
 308A12 Voltmeter Selector Switch
 303-76 Selector Switch Knob
 302P421 AC Voltmeter
 AC Ammeter (Check Meter Scale -
 Select according to rating)
 302P419 Scale Reads 0-50 (3)
 302P458 Scale Reads 0-80 (3)
 Circuit Breaker (Check Breaker -
 Select according to Amperage)
 320B153 Breaker Marked 40A (3)
 320B198 Breaker Marked 45A (3)
 320P195 Breaker Marked 55A (3)
 332A609 Terminal Block
 332A610 Block Marker

(282)W.D. 612C3404

Standard Group 1 - Page 2
 301C2376 Control Panel
 307A655 Emergency (Hi-Temp.)
 Relay
 322P69 Signal Light Receptacle
 322-4 Signal Light Lamp

(283)W.D. 612C3407

Standard Group 1 - Page 2
 301C2376 Control Panel
 332A751 Terminal Block - 10 Place
 332A608 Block Marker - 10 Place
 (Modified)
 320B221 Emergency (Oil Pressure)
 Relay
 307A655 Emergency (Hi-Temp.)
 Relay
 322P69 Signal Light Receptacle
 (2)
 322-4 Signal Light Lamp (2)
 304A217 Fixed Resistor - 1 ohm,
 10 Watt

R.T.F. - Refer to Factory.

CODE

(284)W.D. 612C3422

301D1962 Control Box
 301B1963 Control Box Cover
 R.T.F. Control Box Panel
 301B1964 Control Mtg. Bracket- R.H.
 301B1979 Control Mtg. Bracket- L.H.
 301D1978 Load Output Box
 301B856 Load Output Box Cover
 508-9 Output Box Grommet (Rubber)
 332P52 Tinnerman Clip
 305A235 Rectifier - 10A., 100V.
 Peak
 305A254 Rectifier Mtg. Bracket
 307P773 Start-Disconnect & Ignition
 Relay
 323-52 Relay (Plug-in) Socket
 307P778 Relay Hold-down Spring
 307B860 Field Build-up Relay
 308P5 Manual or Electric Start
 Selector Switch
 308P154 Start-Stop Switch
 302A446 Ammeter
 332A795 Terminal Block - 16 Place
 332A862 Block Marker - 16 Place
 332A537 Terminal Block - 4 Place
 332A566 Block Marker - 4 Place
 304A32 Fixed Resistor - 15 ohm,
 10 Watt
 307A655 Emergency (Overspeed) Relay
 322P69 Signal Light Receptacle (3)
 322-4 Signal Light Lamp (3)
 304A500 Adjustable Resistor - 2 ohm,
 150 Watt (Mounts in
 Generator Air Outlet)

(285)W.D. 612C3445

Standard Group 1 - Page 2

(286)W.D. 612D3470

301D2994 Control Box
 301C1195 Control Box Panel (Upper)
 301C2125 Control Box Panel (Lower)
 301C2106 Control Mtg. Bracket
 301A2727 Control Panel Handle
 508P63 Grommet (Rubber)
 312A145 Condenser - 1 Mfd. (3)
 305A235 Rectifier - 10A., 100V.
 Peak
 305A254 Rectifier Mtg. Bracket

Include Model and Serial Number of Unit.

CONTROL SECTION

35

WIRING DIAGRAMS

CODE

W.D. 612D3470 (Cont.)

322P72	Panel Light Receptacle (2)
322P69	Panel Light Receptacle (3)
322-4	Panel Light Lamp (5)
307A388	Oil Pressure Time Delay Relay
301A1685	Time Delay Relay Mtg. Bracket
307P773	Start-Disconnect & Ignition Relay
323-52	Relay (Plug-in) Socket
307P778	Relay Hold-down Spring
307B845	Start Solenoid
307A655	Emergency (Oil Pressure, Hi-Temp. & Overspeed) Relay (3)
306B173	Alarm Relay (6)
193B107	Oil Pressure Gage
302A446	Ammeter
304A32	Fixed Resistor - 15 ohm, 10 Watt
308P2	Panel Light Switch
308P154	Start-Stop Switch
308P2	Manual or Electric Start Selector Switch
332A795	Terminal Block - 16 Place
332A537	Terminal Block - 4 Place
332A607	Terminal Block - 12 Place
332A513	Terminal Block (AC Output) 4 Place
332A642	Block Marker - 12 Place
332A566	Block Marker - 4 Place
332A862	Block Marker - 16 Place
304A500	Adjustable Resistor - 2 ohm, 150 Watt (Mounts in Generator Air Outlet)

287

W.D. 612C3476

Standard Group 1 - Page 2

288

W.D. 612C3483

Standard Group 1 - Page 2

301C2376	Control Panel
304A217	Fixed Resistor - 1 ohm, 10 Watt
320B221	Emergency (Oil Pressure) Relay
322P69	Signal Light Receptacle
322-4	Signal Light Lamp

CODE

289

W.D. 612C3492

Standard Group 1 - Page 2	
301D2750	Control Box
303P97	Rheostat
303P32	Rheostat Knob
332A609	Terminal Block - 2 Place
332A610	Block Marker - 2 Place

290

W.D. 612C3500

Standard Group 1 - Page 2	
301C2376	Control Panel
332A751	Terminal Block - 10 Place
332A608	Block Marker - 10 Place (Modified)
304A217	Fixed Resistor - 1 ohm, 10 Watt
320B221	Emergency (Oil Pressure) Relay
307A655	Emergency (Overspeed) Relay
322P69	Signal Light Receptacle (2)
322-4	Signal Light Lamp (2)

291

W.D. 612C3506

Standard Group 1 - Page 2

292

W.D. 613D4

301D2994	Control Box (Modified)
301C2992	Control Box Panel (Upper)
301C2125	Control Box Panel (Lower)
301C2106	Control Mtg. Bracket
301A1914	Panel Stop Bracket
301A2727	Control Panel Handle
508P63	Grommet (Rubber)
312A58	Condenser - 1 Mfd. (2)
320P334	Circuit Breaker
305A235	Rectifier - 10A., 100V. Peak
305A254	Rectifier Mtg. Bracket
322P72	Panel Light Receptacle (2)
322P69	Panel Light Receptacle (3)
322-4	Panel Light Lamp (5)
307B597	Ignition Start Relay
307B388	Oil Pressure Time Delay Relay
301A1685	Time Delay Relay Mtg. Bracket
307P773	Start-Disconnect & Ignition Relay
323-52	Relay (Plug-in) Socket
307P778	Relay Hold-down Spring

CONTROL SECTION

WIRING DIAGRAMS

CODE

W.D. 613D4 (Cont.)
 307B845 Start Solenoid
 307A655 Emergency (Oil Pressure, Hi-Temp. & Overspeed) Relay (3)
 307B535 Alarm Relay (5)
 307B257 Engine-Generator Running Relay
 307P819 Start (Plug-in) Relay
 307P819 Stop (Plug-in) Relay
 301A2393 Start-Stop Relay Mtg. Bracket
 193B107 Oil Pressure Gage
 302A446 Ammeter
 302P465 Running Time Meter
 302P458 AC Ammeter (2)
 302P421 AC Voltmeter
 302B213 Frequency Meter
 304A32 Fixed Resistor - 15 ohm, 10 Watt
 308P2 Panel Light Switch
 308P154 Start-Stop Switch
 304A500 Adjustable Resistor - 2 ohm, 150 Watt (Mounts in Generator Air Outlet)
 332A795 Terminal Block - 16 Place
 332A537 Terminal Block - 4 Place
 332A513 Terminal Block (AC Output) 4 Place
 332A607 Terminal Block - 12 Place
 332A642 Block Marker - 12 Place
 332A566 Block Marker - 4 Place
 332A862 Block Marker - 16 Place
 307P232 Plant Exerciser Clock
AUTOMATIC DEMAND CONTROL COMPONENTS
 301D2573 Control Box
 301B2586 Control Box Trim
 518P237 Control Box Trim Fastener (3)
 300B463 Load Sensor Amplifier
 332A932 Insulating Board
 307A858 Start-Run Relay
 323P380 Start-Run Relay Socket
 307C667 Contactor
 307A685 Contactor Jumper (4)
 160-144 Contactor Strap (2)
 307A942 Contactor Bus Bar (2)
 332-142 Contactor Terminal (4)
 309A42 Contactor Auxiliary Switch

CODE

W.D. 613D4 (Cont.)
 309A193 Contactor Auxiliary Switch Insulator
 320B221 Cranking Limiter Relay
 307A689 Preheat Time Delay Relay
 323P380 Preheat Time Delay Relay Socket
 304A131 Adjustable Resistor - 750 ohm, 25 Watt
 304A192 Fixed Resistor - 3 ohm, 10 Watt
 308P88 Auto-Manual Switch
 315A233 Current Transformer
 332A699 Terminal Block
 (293) W.D. 613D5
 301D2994 Control Box (Modified)
 301C2992 Control Box Panel (Upper)
 301C2125 Control Box Panel (Lower)
 301C2106 Control Mtg. Bracket
 301A1914 Panel Stop Bracket
 301A2727 Control Panel Handle
 508P63 Grommet (Rubber)
 312A58 Condenser - .1 Mfd. (2)
 320P334 Circuit Breaker
 305A235 Rectifier - 10A., 100V. Peak
 305A254 Rectifier Mtg. Bracket
 322P72 Panel Light Receptacle (2)
 322P69 Panel Light Receptacle (3)
 322-4 Panel Light Lamp (5)
 307B597 Ignition Start Relay
 307B388 Oil Pressure Time Delay Relay
 301A1685 Time Delay Relay Mtg. Bracket
 307P773 Start-Disconnect & Ignition Relay
 323-52 Relay (Plug-in) Socket
 307P778 Relay Hold-down Spring
 307B845 Start Solenoid
 307A655 Emergency (Oil Pressure, Hi-Temp. & Overspeed) Relay (3)
 307B535 Alarm Relay (5)
 307B257 Engine-Generator Running Relay
 307P819 Start (Plug-in) Relay
 307P819 Stop (Plug-in) Relay
 301A2393 Start-Stop Relay Mtg. Bracket
 193B107 Oil Pressure Gage
 302A446 Ammeter
 302P465 Running Time Meter
 302P458 AC Ammeter (2)

CONTROL SECTION

37

WIRING DIAGRAMS

CODE

W.D.611C802 (Cont.)

307B845 Start Solenoid
307B642 Start-Disconnect Relay
308P2 Manual or Electric
Start Selector Switch
307B253 Stop Relay
308P154 Start-Stop Switch
302A58 Ammeter (10-0-10)
305B383 Voltage Regulator
(2-Step)
304A632 Adjustable Resistor
(6-ohm, 100 watt)
304A634 Fixed Resistor
(4-ohm, 100 watt)
304A251 Fixed Resistor
(30-ohm, 5 watt)
332A609 Terminal Block - 2 Place
332A610 Block Marker - 2 Place
332A537 Terminal Block - 4 Place
332A566 Block Marker - 4 Place
301C2138 Instrument Panel
308A12 Voltmeter Selector Switch
303-76 Selector Switch Knob
320B19 Circuit Breaker-25A (3)
302P466 Running Time Meter
302P421 AC Voltmeter
302P418 AC Ammeter (3)

(177)

W.D.611C804

301D1962 Control Box
301B1963 Control Box Cover
301C1962 Control Box Panel
301B1964 Control Mtg. Bracket-R.H.
301B1965 Control Mtg. Bracket-L.H.
332P52 Tinnerman Clip
305A254 Rectifier Mtg. Bracket
305A235 Rectifier-10A.,100V. Peak
307B40 Start Solenoid
307B623 Ignition Relay
307B597 Ignition Start Relay
308P2 Manual or Electric
Start Selector Switch
308P154 Start-Stop Switch
302A446 Ammeter (5-0-5)
332A706 Terminal Block - 8 Place
332A739 Block Marker - 8 Place
332A537 Terminal Block - 4 Place
332A566 Block Marker - 4 Place
304A32 Fixed Resistor
(15-ohm, 10 watt) - (2)
304A500 Adjustable Resistor
(2-ohm, 150 watt)
Mounts in Gen. Air Outlet

CODE

(178)

W.D.611C805

301D1962 Control Box
301B1963 Control Box Cover
301C1961 Control Box Panel
301B1964 Control Mtg. Bracket-R.H.
301B1965 Control Mtg. Bracket-L.H.
332P52 Tinnerman Clip
305A254 Rectifier Mtg. Bracket
305A235 Rectifier-10A., 100V. Peak
307B40 Start Solenoid
307B623 Ignition Relay
307B597 Ignition Start Relay
308P2 Manual or Electric
Start Selector Switch
308P154 Start-Stop Switch
302A446 Ammeter (5-0-5)
320B104 Emergency (Low Oil Pressure)
Relay
304A217 Fixed Resistor (1-ohm,10 Watt)
332A706 Terminal Block - 8 Place
332A739 Block Marker - 8 Place
332A537 Terminal Block - 4 Place
332A566 Block Marker - 4 Place
304A32 Fixed Resistor
(15-ohm, 10 watt) - (3)
304A500 Adjustable Resistor
(2-ohm, 150 watt)
Mounts in Gen. Air Outlet

(179)

W.D.611C806

301D1962 Control Box
301B1963 Control Box Cover
301C1961 Control Box Panel
301B1964 Control Mtg. Bracket-R.H.
301B1965 Control Mtg. Bracket-L.H.
332P52 Tinnerman Clip
305A254 Rectifier Mtg. Bracket
305A235 Rectifier-10A., 100V. Peak
307B1046 Start Solenoid
307B623 Ignition Relay
307B597 Ignition Start Relay
308P2 Manual or Electric
Start Selector Switch
308P154 Start-Stop Switch
302A446 Ammeter (5-0-5)
332A706 Terminal Block - 8 Place
332A739 Block Marker - 8 Place
332A537 Terminal Block - 4 Place
332A566 Block Marker - 4 Place
304A32 Fixed Resistor
(15-ohm, 10 watt) - (2)
304A500 Adjustable Resistor
(2-ohm, 150 watt)
Mounts in Gen. Air Outlet

CONTROL SECTION

WIRING DIAGRAMS

CODE

180

W.D.611C807

301D1962 Control Box
 301B1963 Control Box Cover
 301C1961 Control Box Panel
 301B2010 Control Mtg. Bracket-R.H.
 301B2011 Control Mtg. Bracket-L.H.
 332A52 Tinnerman Clip
 305A254 Rectifier Mtg. Bracket
 305A235 Rectifier-10A., 100V Peak
 307B40 Start Solenoid
 307B623 Ignition Relay
 307B597 Ignition Start Relay
 308P2 Manual or Electric
 Start Selector Switch
 308P154 Start-Stop Switch
 302A446 Ammeter (5-0-5)
 320B104 Emergency (Low Oil Pres-
 sure) Relay
 304A217 Fixed Resistor
 (1-ohm, 10 watt)
 304A32 Fixed Resistor
 (15-ohm, 10 watt) - (2)
 332A706 Terminal Block - 8 Place
 332A739 Block Marker - 8 Place
 332A537 Terminal Block - 4 Place
 332A566 Block Marker - 4 Place
 304A500 Adjustable Resistor
 (2-ohm, 150 watt)
 Mounts in Gen. Air Outlet

181

W.D.611C815

301D2008 Control Box
 301C1963 Control Box Cover
 301D2541 Control Box Panel
 301B2010 Control Mtg. Bracket-R.H.
 301B2011 Control Mtg. Bracket-L.H.
 301B2012 Resistor Cover
 305A254 Rectifier Mtg. Bracket
 305A235 Rectifier-10A., 100V. Peak
 307B845 Start Solenoid
 307B642 Start-Disconnect Relay
 308P2 Manual or Electric
 Start Selector Switch
 307B253 Stop Relay
 308P154 Start-Stop Switch
 302A58 Ammeter (10-0-10)
 305B383 Voltage Regulator
 (2-Step)
 304A632 Adjustable Resistor
 (6-ohm, 100 watt)
 304A631 Fixed Resistor
 (6-ohm, 100 watt)
 304A251 Fixed Resistor
 (30-ohm, 5 watt)
 332A609 Terminal Block - 2 Place
 (Cont.)

CODE

W.D.611C815 (Cont.)

332A610 Block Marker - 2 Place
 332A537 Terminal Block - 4 Place
 332A566 Block Marker - 4 Place

182

W.D.611C819

301D1962 Control Box
 301B1963 Control Box Cover
 301C1961 Control Box Panel
 301B1964 Control Mtg. Bracket-R.H.
 301B1965 Control Mtg. Bracket-L.H.
 332P52 Tinnerman Clip
 305A254 Rectifier Mtg. Bracket
 305A238 Rectifier-12A., 300V. Peak
 307B61 Start Solenoid
 307B623 Ignition Relay
 307B597 Ignition Start Relay
 308P2 Manual or Electric
 Start Selector Switch
 308P154 Start-Stop Switch
 302A446 Ammeter (5-0-5)
 320B104 Emergency (Low Oil Pressure)
 Relay
 304A276 Fixed Resistor
 (75-ohm, 10 watt)
 304A283 Fixed Resistor
 (35-ohm, 25 watt)
 353A35 Fixed Resistor
 (20-ohm, 50 watt)
 304A16 Adjustable Resistor
 (2.5-ohm, 50 watt)
 304A194 Adjustable Resistor
 (50-ohm, 25 watt)
 304A268 Adjustable Resistor
 (5-ohm, 50 watt)
 304A521 Adjustable Resistor
 (8-ohm, 150 watt)
 Mounts in Gen. Air Outlet
 332A706 Terminal Block - 8 Place
 332A739 Block Marker - 8 Place
 332A537 Terminal Block - 4 Place
 332A566 Block Marker - 4 Place

183

W.D.611C827

301D2008 Control Box
 301C1963 Control Box Cover
 301D2541 Control Box Panel
 301B2010 Control Mtg. Bracket-R.H.
 301B2011 Control Mtg. Bracket-L.H.
 305A254 Rectifier Mtg. Bracket
 305B235 Rectifier-10A., 100V. Peak
 307B845 Start Solenoid
 307B642 Start-Disconnect Relay
 301B2012 Resistor Cover
 308P2 Manual or Electric
 Start Selector Switch
 (Cont.)

CONTROL SECTION

39

WIRING DIAGRAMS

CODE

W.D.611C827 (Cont.)

307B253 Stop Relay
308P154 Start-Stop Switch
302A58 Ammeter (10-0-10)
305B383 Voltage Regulator
(2-Step)
304A632 Adjustable Resistor
(6-ohm, 100 watt)
304A631 Fixed Resistor
(6-ohm, 100 watt)
304A251 Fixed Resistor
(30-ohm, 5 watt)
332A609 Terminal Block - 2 Place
332A610 Block Marker - 2 Place
332A537 Terminal Block - 4 Place
332A566 Block Marker - 4 Place
301C1551 Meter Panel
320B19 Circuit Breaker (2)
302P466 Running Time Meter
302P421 AC Voltmeter
302P418 AC Ammeter (2)

184

W.D.611C829

301D1962 Control Box
301B1963 Control Box Cover
301C1961 Control Box Panel
301B1964 Control Mtg. Bracket-R.H.
301B1979 Control Mtg. Bracket-L.H.
332P52 Tinnerman Clip
305A254 Rectifier Mtg. Bracket
305A235 Rectifier-10A., 100V. Peak
307B40 Start Solenoid
307B623 Ignition Relay
307B597 Ignition Start Relay
308P2 Manual or Electric
Selector Switch
308P154 Start-Stop Switch
302A446 Ammeter (5-0-5)
332A706 Terminal Block - 8 Place
332A739 Block Marker - 8 Place
332A537 Terminal Block - 4 Place
332A566 Block Marker - 4 Place
320B104 Emergency (Low Oil
Pressure) Relay
304A217 Fixed Resistor
(1-ohm, 10 watt)
304A32 Fixed Resistor
(15-ohm, 10 watt) - (2)
304A500 Adjustable Resistor
(2-ohm, 150 watt)
Mounts in Gen. Air Outlet
323P91 Receptacle 20A., 4 Wire
(2) - Use Cap #323P185(2)
323-186 Receptacle 50A., 4 Wire
Use Cap #323-187
323P184 Duplex Receptacle 15A.,
2 Wire

CODE

W.D.611C831

185

301D1962 Control Box
301B1963 Control Box Cover
301C1961 Control Box Panel
301B1964 Control Mtg. Bracket-R.H.
301B1965 Control Mtg. Bracket-L.H.
332P52 Tinnerman Clip
305A254 Rectifier Mtg. Bracket
305A235 Rectifier-10A., 100V Peak
307B40 Start Solenoid
307B623 Ignition Relay
307B597 Ignition Start Relay
308P2 Manual or Electric
Start Selector Switch
308P154 Start-Stop Switch
302A446 Ammeter (5-0-5)
304A32 Fixed Resistor
(15-ohm, 10 watt)
332A706 Terminal Block - 8 Place
332A739 Block Marker - 8 Place
332A537 Terminal Block - 4 Place
332A566 Block Marker - 4 Place
304A500 Adjustable Resistor
(2-ohm, 150 watt)
Mounts in Gen. Air Outlet

186

W.D.611C835

301B2650 Control Box
301B1963 Control Box Cover
301C1961 Control Box Panel
301B1964 Control Mtg. Bracket-R.H.
301B2429 Control Mtg. Bracket-L.H.
332P52 Tinnerman Clip
307B1046 Start Solenoid
307B623 Ignition Relay
307B597 Ignition Start Relay
308P2 Manual or Electric Start
Selector Switch
308P154 Start-Stop Switch
302A554 Ammeter (15-0-15)
320B104 Emergency (Low Oil Pressure)
Relay
320P204 Circuit Breaker - 30 Amp.
332A706 Terminal Block - 8 Place
332A739 Block Marker - 8 Place
332A537 Terminal Block - 4 Place
332A566 Block Marker - 4 Place
304A217 Fixed Resistor
(1-ohm, 10 watt)
304A32 Fixed Resistor
(15-ohm, 10 watt) - (2)
302P592 Running Time Meter
321A148 Fuse Block
321-20 Fuse - 60 amp.
304A625 Fixed Resistor (1-ohm,
150 watt) Mounts in Gen.
Air Outlet

(Cont.)

CONTROL SECTION

WIRING DIAGRAMS

CODE

W.D.611C835 (Cont.)

305B343 Rectifier Bridge
(Mounted inside Control
Box Bracket)
320P235 Circuit Breaker - 20 amp.
(Mounted inside Control
Box Bracket)

187 W.D.611C836

301D2008 Control Box
301C1963 Control Box Cover
301D2541 Control Box Panel
301B2010 Control Mtg. Bracket-R.H.
301B2011 Control Mtg. Bracket-L.H.
301B2012 Resistor Cover
305A254 Rectifier Mtg. Bracket
305B235 Rectifier-10A., 100V.
Peak
307B845 Start Solenoid
307B642 Start-Disconnect Relay
308P2 Manual or Electric
Start Selector Switch
307B253 Stop Relay
308P154 Start-Stop Switch
302A58 Ammeter (10-0-10)
305B383 Voltage Regulator
(2-Step)
304A632 Adjustable Resistor
(6-ohm, 100 watt)
304A631 Fixed Resistor
(6-ohm, 100 watt)
304A251 Fixed Resistor
(30-ohm, 5 watt)
332A609 Terminal Block - 2 Place
332A610 Block Marker - 2 Place
332A537 Terminal Block - 4 Place
332A566 Block Marker - 4 Place
301C2128 Receptacle Box
301B1755 Receptacle Box Panel
301B2129 Receptacle Box Mtg.
Bracket
323P184 Duplex Receptacle (2)
323P140 Receptacle - 20A. (2)
322A11 Pilot Lamp
322-21 Pilot Lamp Receptacle
149-234 Pilot Lamp Guard
149A156 Pilot Lamp Guard Gasket
301A1902 Pilot Lamp Guard Clamp

188 W.D.611C840

301D1962 Control Box
301B1963 Control Box Cover
301C1961 Control Box Panel
301B1964 Control Mtg. Bracket-R.H.

(Cont.)

CODE

W.D.611C840 (Cont.)

301B1965 Control Mtg. Bracket-L.H.
332P52 Tinnerman Clip
305A254 Rectifier Mtg. Bracket
305A235 Rectifier-10A., 100V. Peak
307B40 Start Solenoid
307B623 Ignition Relay
307B597 Ignition Start Relay
308P2 Manual or Electric Start
Selector Switch
308P154 Start-Stop Switch
302A446 Ammeter (5-0-5)
332A706 Terminal Block - 8 Place
332A739 Block Marker - 8 Place
332A537 Terminal Block - 4 Place
332A566 Block Marker - 4 Place
320B104 Emergency (Low Oil
Pressure) Relay
304A217 Fixed Resistor
(1-ohm, 10 watt)
304A32 Fixed Resistor
(15-ohm, 10 watt) - (2)
304A500 Adjustable Resistor
(2-ohm, 150 watt)
Mounts in Gen. Air Outlet

189 W.D.611C841

301D1962 Control Box
301B1963 Control Box Cover
301C2376 Control Box Panel
301B1964 Control Mtg. Bracket-R.H.
301B1965 Control Mtg. Bracket-L.H.
332P52 Tinnerman Clip
305A254 Rectifier Mtg. Bracket
305A235 Rectifier-10A., 100V. Peak
307B40 Start Solenoid
307B623 Ignition Relay
307B597 Ignition Start Relay
308P2 Manual or Electric
Start Selector Switch
308P154 Start-Stop Switch
302A446 Ammeter (5-0-5)
332A751 Terminal Block - 10 Place
332A608 Block Marker - 10 Place
(Modified)
332A537 Terminal Block - 4 Place
332A566 Block Marker - 4 Place
320B221 Emergency (Low Oil
Pressure) Relay
307A655 Emergency (Overspeed and
Hi-Temp.) Relay
322P69 Signal Light Receptacle (2)
322P4 Signal Light Lamp (2)
304A217 Fixed Resistor
(1-ohm, 10 watt)

(Cont.)

CONTROL SECTION

41

WIRING DIAGRAMS

CODE

W.D.611C841 (Cont.)
304A32 Fixed Resistor
(15-ohm, 10 watt) - (2)
304A500 Adjustable Resistor
(2-ohm, 150 watt)
Mounts in Gen. Air Outlet

190

W.D.611C842
301D1962 Control Box
301B1963 Control Box Cover
301C2376 Control Box Panel
301B1964 Control Mtg. Bracket-R.H.
301B1965 Control Mtg. Bracket-L.H.
332A52 Tinnerman Clip
305A254 Rectifier Mtg. Bracket
305A235 Rectifier-10A., 100V Peak
307B40 Start Solenoid
307B623 Ignition Relay
307B597 Ignition Start Relay
308P2 Manual or Electric
Start Selector Switch
308P154 Start-Stop Switch
302A446 Ammeter (5-0-5)
332A706 Terminal Block - 8 Place
332A739 Block Marker - 8 Place
332A537 Terminal Block - 4 Place
332A566 Block Marker - 4 Place
320B221 Emergency (Low Oil
Pressure) Relay
307A655 Emergency (Overspeed &
Hi-Temp.) Relay
332P69 Signal Light Receptacle
332P4 Signal Light Lamp
304A217 Fixed Resistor
(1-ohm, 10 watt)
304A32 Fixed Resistor
(15-ohm, 10 watt) - (2)
304A500 Adjustable Resistor
(2-ohm, 150 watt)
Mounts in Gen. Air Outlet

191

W.D.611C848
301D1962 Control Box
301B1963 Control Box Cover
301C1961 Control Box Panel
301B1964 Control Mtg. Bracket-R.H.
301B1965 Control Mtg. Bracket-L.H.
332P52 Tinnerman Clip
305A254 Rectifier Mtg. Bracket
305A235 Rectifier-10A., 100V. Peak
307B40 Start Solenoid
307B623 Ignition Relay
307B597 Ignition Start Relay
308P2 Manual or Electric
Start Selector Switch

(Cont.)

CODE

W.D.611C848 (Cont.)
308P154 Start-Stop Switch
302A446 Ammeter (5-0-5)
332A706 Terminal Block - 8 Place
332A739 Block Marker - 8 Place
332A537 Terminal Block - 4 Place
332A566 Block Marker - 4 Place
304A32 Fixed Resistor
(15-ohm, 10 watt) - (2)
304A500 Adjustable Resistor
(2-ohm, 150 watt)
Mounts in Gen. Air Outlet

192

W.D.611C850
301D1962 Control Box
301B1963 Control Box Cover
301C2335 Control Box Panel
301B1964 Control Mtg. Bracket-R.H.
301B1965 Control Mtg. Bracket-L.H.
305A254 Rectifier Mtg. Bracket
305A238 Rectifier-12A., 300V. Peak
307B61 Start Solenoid
308P154 Start-Stop Switch
302A446 Ammeter (5-0-5)
304A32 Fixed Resistor
(15-ohm, 10 watt)
312A145 Condenser .1MFD (2)
332A439 Terminal Jumper (2)
332A254 Terminal Block (T1, T3,
T2, T4)
332A868 Block Marker (T1, T3,
T2, T4)
332A537 Terminal Block (7 thru 10)
332A739 Block Marker (7 thru 10)-
(Modified)
304A521 Adjustable Resistor
(8-ohm, 150 watt)
Mounts in Gen. Air Outlet


193

W.D.611C851
301D2008 Control Box
301B1963 Control Box Cover
301C2541 Control Box Panel
301B2010 Control Mtg. Bracket-R.H.
301B2011 Control Mtg. Bracket-L.H.
301B2012 Resistor Cover
305A254 Rectifier Mtg. Bracket
305A235 Rectifier-10A., 100V. Peak
307B845 Start Solenoid
307B642 Start-Disconnect Relay
308P2 Manual or Electric
Start Selector Switch
307B253 Stop Relay
308P154 Start-Stop Switch
302A58 Ammeter (10-0-10)

(Cont.)

CONTROL SECTION

WIRING DIAGRAMS



CODE

W.D.611C851 (Cont.)
 320B104 Emergency (Low Oil Pressure) Relay
 305B353 Voltage Regulator (2-Step)
 304A632 Adjustable Resistor (6-ohm, 100 watt)
 304A631 Fixed Resistor (6-ohm, 100 watt)
 304A251 Fixed Resistor (30-ohm, 5 watt)
 304A217 Fixed Resistor (1-ohm, 10 watt)
 332A611 Terminal Block - 3 Place
 332A612 Block Marker - 3 Place
 332A537 Terminal Block - 4 Place
 332A566 Block Marker - 4 Place
 301C2128 Receptacle Box
 301B1755 Receptacle Box Panel
 301B2129 Receptacle Box Mtg. Bracket
 323P184 Duplex Receptacle 15A., 2 Wire (2)
 323P140 Twistlock Receptacle - 2 Prong (2)
 322A11 Pilot Lamp
 322-21 Pilot Lamp Receptacle
 149-234 Pilot Lamp Guard
 149A156 Pilot Lamp Guard Gasket
 301A1902 Pilot Lamp Guard Clamp

194W.D.611C852

301D1962 Control Box
 301B1963 Control Box Cover
 301C2376 Control Box Panel
 301B1964 Control Mtg. Bracket-R.H.
 301B1965 Control Mtg. Bracket-L.H.
 332P52 Tinnerman Clip
 305A254 Rectifier Mtg. Bracket
 305A235 Rectifier-10A., 100V. Peak
 307B40 Start Solenoid
 307B623 Ignition Relay
 307B597 Ignition Start Relay
 308P2 Manual or Electric Start Selector Switch
 308P154 Start-Stop Switch
 302A446 Ammeter (5-0-5)
 320B221 Emergency (Low Oil Pressure & Hi-Temp) Relay
 322P69 Signal Light Receptacle
 322P4 Signal Light Lamp
 332A706 Terminal Block - 8 Place
 332A739 Block Marker - 8 Place
 332A537 Terminal Block - 4 Place
 332A566 Block Marker - 4 Place
 (Cont.)

CODE

W.D.611C852 (Cont.)
 304A217 Fixed Resistor (1-ohm, 10 watt)
 304A32 Fixed Resistor (15-ohm, 10 watt) - (2)
 304A500 Adjustable Resistor (2-ohm, 150 watt)
 Mounts in Gen. Air Outlet

195W.D.611C853

301D1962 Control Box
 301B1963 Control Box Cover
 301C1961 Control Box Panel
 301B1964 Control Mtg. Bracket-R.H.
 301B1979 Control Mtg. Bracket-L.H.
 332P52 Tinnerman Clip
 305A254 Rectifier Mtg. Bracket
 305A235 Rectifier-10A., 100V. Peak
 307B40 Start Solenoid
 307B623 Ignition Relay
 307B597 Ignition Start Relay
 308P2 Manual or Electric Start Selector Switch
 308P154 Start-Stop Switch
 302A446 Ammeter (5-0-5)
 332A706 Terminal Block - 8 Place
 332A739 Block Marker - 8 Place
 332A537 Terminal Block - 4 Place
 332A566 Block Marker - 4 Place
 304A32 Fixed Resistor (15-ohm, 10 watt) - (2)
 304A500 Adjustable Resistor (2-ohm, 150 watt)
 Mounts in Gen. Air Outlet
 323P91 Receptacle 20A., 4 Wire (2)-
 Use Cap No. 323P185 (2)
 323-186 Receptacle 50A., 4 Wire -
 Use Cap No. 323-187
 323P184 Duplex Receptacle 15A.,
 2 Wire
 301D1978 Load Output Box
 301B1161 Output Box Cover

196W.D.611C854

301D1962 Control Box
 301B1963 Control Box Cover
 301C1961 Control Box Panel
 301B1964 Control Mtg. Bracket-R.H.
 301B1979 Control Mtg. Bracket-L.H.
 332P52 Tinnerman Clip
 508-9 Rubber Grommet
 305A254 Rectifier Mtg. Bracket
 305A235 Rectifier-10A., 100V. Peak
 307B40 Start Solenoid
 (Cont.)

CONTROL SECTION

43

WIRING DIAGRAMS

CODE

W.D.611C854 (Cont.)
 307B623 Ignition Relay
 307B597 Ignition Start Relay
 308P2 Manual or Electric
 Start Selector Switch
 308P154 Start-Stop Switch
 302A446 Ammeter (5-0-5)
 332A706 Terminal Block - 8 Place
 332A739 Block Marker - 8 Place
 332A537 Terminal Block - 4 Place
 332A566 Block Marker - 4 Place
 304A32 Fixed Resistor
 (15-ohm, 10 watt) - (2)
 304A500 Adjustable Resistor
 (2-ohm, 150 watt)
 Mounts in Gen. Air Outlet
 323P11 Receptacle-20A., 3 Wire
 (3)-Use Cap #323-12 (3)
 323P186 Receptacle 50A., 4 Wire -
 Use Cap No. 323P187
 301D1978 Load Output Box
 301B1147 Output Box Cover

197 W.D.611C857

301D1962 Control Box
 301B1963 Control Box Cover
 301C1961 Control Box Panel
 301B1964 Control Mtg. Bracket-R.H.
 301B1979 Control Mtg. Bracket-L.H.
 332P52 Tinnerman Clip
 305A254 Rectifier Mtg. Bracket
 305A235 Rectifier-10A., 100V. Peak
 307B40 Start Solenoid
 307B623 Ignition Relay
 307B597 Ignition Start Relay
 308P2 Manual or Electric
 Start Selector Switch
 308P154 Start-Stop Switch
 302A446 Ammeter (5-0-5)
 332A706 Terminal Block - 8 Place
 332A739 Block Marker - 8 Place
 332A537 Terminal Block - 4 Place
 332A566 Block Marker - 4 Place
 332K750 Battery Polarity Marker
 Kit
 320B104 Emergency (Low Oil
 Pressure) Relay
 304A217 Fixed Resistor
 (1-ohm, 10 watt)
 304A32 Fixed Resistor
 (15-ohm, 10 watt)
 304A500 Adjustable Resistor
 (2-ohm, 150 watt)
 Mounts in Gen. Air Outlet
 301D1978 Load Output Box
 (Cont.)

CODE

W.D.611C857 (Cont.)
 301B1147 Output Box Cover
 508-9 Rubber Grommet
 323P11 Receptacle 20A., 3 Wire (3)-
 Use Cap No. 323-12 (3)
 323P186 Receptacle 50A., 4 Wire -
 Use Cap No. 323P187

198 W.D.611C859

301D2008 Control Box
 301C1963 Control Box Cover
 301C2541 Control Box Panel
 301B2010 Control Mtg. Bracket-R.H.
 301B2011 Control Mtg. Bracket-L.H.
 301B2012 Resistor Cover
 305A254 Rectifier Mtg. Bracket
 305B235 Rectifier-10A., 100V. Peak
 307P845 Start Solenoid
 307B642 Start-Disconnect Relay
 308P2 Manual or Electric Start
 Selector Switch
 307B253 Stop Relay
 308P154 Start-Stop Switch
 302A58 Ammeter (10-0-10)
 304A632 Adjustable Resistor
 (6-ohm, 100 watt)
 304A631 Fixed Resistor
 (6-ohm, 100 watt)
 304A251 Fixed Resistor
 (30-ohm, 5 watt)
 305B383 Voltage Regulator (2-Step)
 320B104 Emergency (Low Oil
 Pressure) Relay
 304A217 Fixed Resistor (1-ohm,
 10 watt)
 332A611 Terminal Block - 3 Place
 332A612 Block Marker - 3 Place
 332A537 Terminal Block - 4 Place
 332A566 Block Marker - 4 Place
 301C2138 Instrument Panel
 320B170 Circuit Breaker (3)
 308A12 Voltmeter Selector Switch
 303-76 Selector Switch Knob
 302B213 Frequency Meter
 320P412 AC Voltmeter
 320P460 AC Ammeter (3)

199 W.D.611C861

301D2008 Control Box
 301C1963 Control Box Cover
 301D2541 Control Box Panel
 301B2010 Control Mtg. Bracket-R.H.
 301B2011 Control Mtg. Bracket-L.H.
 301B2012 Resistor Cover
 305A254 Rectifier Mtg. Bracket
 (Cont.)

CONTROL SECTION

WIRING DIAGRAMS

CODE

W.D.611C861 (Cont.)
 305A235 Rectifier-10A., 100V Peak
 307B845 Start Solenoid
 307B642 Start-Disconnect Relay
 308P2 Manual or Electric
 Start Selector Switch
 307B253 Stop Relay
 308P154 Start-Stop Switch
 302A58 Ammeter (10-0-10)
 304A632 Adjustable Resistor
 (6-ohm, 100 watt)
 304A631 Fixed Resistor
 (6-ohm, 100 watt)
 304A251 Fixed Resistor
 (30-ohm, 5 watt)
 305A383 Voltage Regulator
 (2-Step)
 332A609 Terminal Block - 2 Place
 332A610 Block Marker - 2 Place
 332A537 Terminal Block - 4 Place
 332A566 Block Marker - 4 Place
 301C1641 Meter Panel
 302B448 Meter Face Plate
 320P21 Circuit Breaker
 302P465 Running Time Meter
 302B213 Frequency Meter
 302P458 AC Ammeter
 302P420 AC Voltmeter

200

W.D.611C862
 301D2008 Control Box
 301C1963 Control Box Cover
 301C2541 Control Box Panel
 301B2010 Control Mtg. Bracket-R.H.
 301B2011 Control Mtg. Bracket-L.H.
 301B2012 Resistor Cover
 305A254 Rectifier Mtg. Bracket
 305A235 Rectifier-10A., 100V Peak
 307B845 Start Solenoid
 307B642 Start-Disconnect Relay
 308P2 Manual or Electric
 Start Selector Switch
 307B253 Stop Relay
 308P154 Start-Stop Relay
 302A58 Ammeter (10-0-10)
 304A632 Adjustable Resistor
 (6-ohm, 100 watt)
 304A631 Fixed Resistor
 (6-ohm, 100 watt)
 304A251 Fixed Resistor
 (30-ohm, 5 watt)
 305B383 Voltage Regulator
 (2-Step)
 320B104 Emergency (Low Oil
 Pressure) Relay
 (Cont.)

CODE

W.D.611C862 (Cont.)
 304A217 Fixed Resistor
 (1-ohm, 10 watt)
 301C2088 Instrument Panel
 320B19 Circuit Breaker (3)
 308A12 Voltmeter Selector Switch
 303-76 Selector Switch Knob
 302P421 AC Voltmeter
 302P418 AC Ammeter (3)

201

W.D.611C863
 301D1962 Control Box
 301C1963 Control Box Cover
 301C2376 Control Box Panel
 301B1964 Control Mtg. Bracket-R.H.
 301B1965 Control Mtg. Bracket-L.H.
 332A52 Tinnerman Clip
 305A254 Rectifier Mtg. Bracket
 305A235 Rectifier-10A., 100V Peak
 307B40 Start Solenoid
 307B623 Ignition Relay
 307B597 Ignition Start Relay
 308P2 Manual or Electric
 Start Selector Switch
 308P154 Start-Stop Switch
 302A446 Ammeter (5-0-5)
 332A706 Terminal Block - 8 Place
 332A739 Block Marker - 8 Place
 332A537 Terminal Block - 4 Place
 332A566 Block Marker - 4 Place
 320B104 Emergency (Low Oil
 Pressure) Relay
 307A655 Emergency (Overspeed) Relay
 322P69 Signal Light Receptacle
 322P4 Signal Light Lamp
 304A217 Fixed Resistor (1-ohm,
 10 watt)
 304A32 Fixed Resistor
 (15-ohm, 10 watt) - (2)
 304A500 Adjustable Resistor
 (2-ohm, 150 watt)
 Mounts in Gen. Air Outlet

202

W.D.611C867
 301D2436 Control Box
 301C1963 Control Box Cover
 301C1961 Control Box Panel
 301C1968 Control Mtg. Bracket
 332P52 Tinnerman Clip
 402A78 Rubber Mounts (4)
 337A52 Ground Strap
 305A254 Rectifier Mtg. Bracket
 305A235 Rectifier-10A., 100V Peak
 307B40 Start Solenoid

(Cont.)

CONTROL SECTION

45

WIRING DIAGRAMS

CODE

W.D.611C867 (Cont.)

307B623 Ignition Relay
307B597 Ignition Start Relay
308P2 Manual or Electric
Start Selector Switch
308P154 Start-Stop Switch
302A446 Ammeter (5-0-5)
304A32 Fixed Resistor
(15-ohm, 10 watt) - (2)
332A706 Terminal Block - 8 Place
332A739 Block Marker - 8 Place
332A537 Terminal Block - 4 Place
332A566 Block Marker - 4 Place
302P551 AC Voltmeter
304A500 Adjustable Resistor
(2-ohm, 150 watt)
Mounts in Gen. Air Outlet

203

W.D.611C873

301D1962 Control Box
301B1963 Control Box Cover
301C2376 Control Box Panel
301B1964 Control Mtg. Bracket-R.H.
301B1965 Control Mtg. Bracket-L.H.
332P52 Tinnerman Clip
305A254 Rectifier Mtg. Bracket
305A235 Rectifier-10A., 100V Peak
307B1046 Start Solenoid
307B623 Ignition Relay
307B597 Ignition Start Relay
308P2 Manual or Electric
Start Selector Switch
308P154 Start-Stop Switch
302A446 Ammeter (5-0-5)
332A751 Terminal Block - 10 Place
332A853 Block Marker - 10 Place
332A537 Terminal Block - 4 Place
332A566 Block Marker - 4 Place
320B221 Emergency (Low Oil
Pressure) Relay
307A655 Emergency (Overspeed)
Relay
322P69 Signal Light Receptacle
(2)
322P4 Signal Light Lamp (2)
304A217 Fixed Resistor
(1-ohm, 10 watt)
304A32 Fixed Resistor
(15-ohm, 10 watt) - (2)
304A500 Adjustable Resistor
(2-ohm, 150 watt)
Mounts in Gen. Air Outlet

CODE

204 W.D.611C875

301D1962 Control Box
301B1963 Control Box Cover
301C1961 Control Box Panel
301B1964 Control Mtg. Bracket-R.H.
301B1965 Control Mtg. Bracket-L.H.
332P52 Tinnerman Clip
307B61 Start Solenoid
307B623 Ignition Relay
307B597 Ignition Start Relay
308P2 Manual or Electric
Start Selector Switch
308P154 Start-Stop Switch
332A706 Terminal Block - 8 Place
332A739 Block Marker - 8 Place
332A537 Terminal Block - 4 Place
332A566 Block Marker - 4 Place
304A5 Adjustable Resistor
(150-ohm, 25 watt)
304A268 Adjustable Resistor
(5-ohm, 50 watt)
304A247 Adjustable Resistor
(100-ohm, 10 watt)
353A35 Fixed Resistor
(20-ohm, 50 watt)
304A11 Fixed Resistor
(50-ohm, 25 watt)

205

W.D.611C877

301D2008 Control Box
301C1963 Control Box Cover
301D2541 Control Box Panel
301B2010 Control Mtg. Bracket-R.H.
301B2011 Control Mtg. Bracket-L.H.
301B2012 Resistor Cover
305A254 Rectifier Mtg. Bracket
305A235 Rectifier-10A., 100V. Peak
307B845 Start Solenoid
307B642 Start-Disconnect Relay
308P2 Manual or Electric
Start Selector Switch
307B253 Stop Relay
308P154 Start-Stop Switch
302A58 Ammeter (10-0-10)
332A609 Terminal Block - 2 Place
332A610 Block Marker - 2 Place
332A537 Terminal Block - 4 Place
332A566 Block Marker - 4 Place
305B383 Voltage Regulator (2-Step)
304A632 Adjustable Resistor
(6-ohm, 100 watt)
304A631 Fixed Resistor
(6-ohm, 100 watt)

(Cont.)

CONTROL SECTION

WIRING DIAGRAMS

CODE

W.D.611C877 (Cont.)
 304A251 Fixed Resistor
 (30-ohm, 5 watt)
 301C2088 Instrument Panel
 320B19 Circuit Breaker (3)
 308A12 Voltmeter & Ammeter
 Selector Switch
 303-76 Selector Switch Knob
 302P421 AC Voltmeter
 302P418 AC Ammeter (3)
 301C2128 Receptacle Box
 301B2787 Receptacle Box Panel
 301B2129 Receptacle Box Mtg.
 Bracket
 332-142 Ground Terminal
 323-186 Receptacle 50A., 4 Wire
 323-11 Twistlock Receptacle (3)

206 W.D.611C879

301D2008 Control Box
 301C1963 Control Box Cover
 301D2541 Control Box Panel
 301B2010 Control Mtg. Bracket-R.H.
 301B2011 Control Mtg. Bracket-L.H.
 301B2012 Resistor Cover
 305A254 Rectifier Bracket
 305A235 Rectifier-10A., 100V. Peak
 307B845 Start Solenoid
 307B642 Start-Disconnect Relay
 308P2 Manual or Electric
 Start Selector Switch
 307B253 Stop Relay
 308P154 Start-Stop Switch
 302A58 Ammeter (10-0-10)
 332A609 Terminal Block - 2 Place
 332A610 Block Marker - 2 Place
 332A537 Terminal Block - 4 Place
 332A566 Block Marker - 4 Place
 305A383 Voltage Regulator
 (2-Step)
 304A632 Adjustable Resistor
 (6-ohm, 100 watt)
 304A631 Fixed Resistor
 (6-ohm, 100 watt)
 304A251 Fixed Resistor
 (30-ohm, 5 watt)

207 W.D.611C882

301D1962 Control Box
 301B1963 Control Box Cover
 301C2335 Control Box Panel
 301B1964 Control Mtg. Bracket-R.H.
 301B1965 Control Mtg. Bracket-L.H.
 305A254 Rectifier Mtg. Bracket
 305A238 Rectifier-12A., 300V. Peak
 (Cont.)

CODE

W.D.611C882 (Cont.)
 307B61 Start Solenoid
 308P154 Start-Stop Switch
 302A446 Ammeter (5-0-5)
 332A254 Terminal Block
 (T1, T3, T2, T4)
 332A868 Block Marker
 (T1, T3, T2, T4)
 332A537 Terminal Block (7 thru 10)
 332A739 Block Marker
 (Modified - 7 thru 10)
 332A439 Terminal Jumper (2)
 312A145 Condenser .1MFD (2)
 304A32 Fixed Resistor
 (15-ohm, 10 watt)
 304A521 Adjustable Resistor
 (8-ohm, 150 watt)

208 W.D.611C883

301D1962 Control Box
 301B1963 Control Box Cover
 301C2376 Control Box Panel
 301B1964 Control Mtg. Bracket-R.H.
 301B1965 Control Mtg. Bracket-L.H.
 332P52 Tinnerman Clip
 305A254 Rectifier Mtg. Bracket
 305A235 Rectifier-10A., 100V. Peak
 307B40 Start Solenoid
 307B623 Ignition Relay
 307B597 Ignition Start Relay
 308P2 Manual or Electric
 Start Selector Switch
 308P154 Start-Stop Switch
 302A446 Ammeter (5-0-5)
 332A706 Terminal Block - 8 Place
 332A739 Block Marker - 8 Place
 332A537 Terminal Block - 4 Place
 332A566 Block Marker - 4 Place
 320B221 Emergency (Low Oil Pressure)
 Relay
 304A217 Fixed Resistor
 (1-ohm, 10 watt)
 304A32 Fixed Resistor
 (15-ohm, 10 watt) - (2)
 332P69 Signal Light Receptacle
 322-4 Signal Light Lamp
 304A500 Adjustable Resistor
 (2-ohm, 150 watt)
 Mounts in Gen. Air Outlet

209 W.D.611C885

301D2008 Control Box
 301C1963 Control Box Cover
 301D2541 Control Box Panel
 301B2010 Control Mtg. Bracket-R.H.
 (Cont.)

CONTROL SECTION

47

WIRING DIAGRAMS

CODE

(365)

W.D. 612C4032

Standard Group 1 - Page 2
301D1962 Control Box
301C2376 Control Box Panel
332A751 Terminal Block - 10 Place
332A1235 Block Marker - 10 Place
320B221 Emergency (Low Oil
Pressure) Relay
307A655 Emergency (Overspeed) Relay
322P69 Signal Light Receptacle (2)
322-4 Signal Light Lamp (2)
304A217 Fixed Resistor
(1-Ohm, 10-Watt)

(366)

W.D. 612C4038

Standard Group 1 - Page 2
301C3239 Control Box Panel
308P203 Output Phase Selector
Switch
322P44 Neon Signal Light (2)

(367)

W.D. 612C4043

301D1962 Control Box
301B1963 Control Box Cover
301C1961 Control Box Panel
301B1964 Control Mtg. Bracket - R.H.
301B1979 Control Mtg. Bracket - L.H.
301D1978 Load Output Box
301B856 Load Output Box Cover
508-9 Output Box Grommet
(Rubber)
332P52 Tinnerman Clip
305A235 Rectifier - 10A., 100V.
Peak
305A254 Rectifier Mtg. Bracket
307P773 Start - Disconnect and
Ignition Relay
323-52 Relay (Plug-in) Socket
307P778 Relay Hold-down Spring
307B860 Field Build-up Relay
308P5 Manual or Electric Start
Selector Switch
302A446 Ammeter (5-0-5)
308P154 Start - Stop Switch
332A751 Terminal Block - 10 Place
332A1235 Block Marker - 10 Place
332A537 Terminal Block - 4 Place
332A566 Block Marker - 4 Place
304A32 Fixed Resistor (15-Ohm,
10-Watt)
304A500 Adjustable Resistor -
2-Ohm, 150-Watt
(Mounts in Generator Air
Outlet)

CODE

(368)

W.D. 612C4057

Standard Group 1 - Page 2
301D2750 Control Box
301C2376 Control Box Panel
307A655 Emergency (Overspeed) Relay
322P69 Signal Light Receptacle
322-4 Signal Light Lamp
303P97 Rheostat
303P32 Rheostat Knob
332A609 Terminal Block
332A610 Block Marker

(369)

W.D. 615B334

301C2027 Instrument Box
301B2822 Instrument Panel
301B2076 Instrument Box Bracket
508-9 Grommet (Rubber)
302P422 AC Voltmeter
302P418 AC Ammeter (3)
308A12 Voltmeter Selector Switch
303-76 Selector Switch Knob

(370)

W.D. 615B335

301C2027 Instrument Box
301B2752 Instrument Panel
301B2076 Instrument Box Bracket
508-9 Grommet (Rubber)
302P421 AC Voltmeter
302P458 AC Ammeter (2)
302P465 Running Time Meter
302B213 Frequency Meter

(371)

W.D. 615B338

301C2304 Instrument Box
301C2394 Instrument Panel
301B2076 Instrument Box Bracket
508-9 Grommet (Rubber)
302P421 AC Voltmeter
302P458 AC Ammeter (3)
302B213 Frequency Meter
320B17 Circuit Breaker
308A12 Voltmeter Selector Switch
303-76 Selector Switch Knob
303P97 Rheostat
303P32 Rheostat Knob
308P203 Output Phase Selector Switch
322-44 Neon Signal Light (2)
332A537 Terminal Block
332A554 Block Marker
Receptacle - By Customer

(372)

W.D. 615B339

301C2027 Instrument Box
301B2752 Instrument Panel

CONTROL SECTION

WIRING DIAGRAMS

CODE

W.D. 615B339 (Cont.)

301B2076 Instrument Box Bracket
 508-9 Grommet (Rubber)
 302P423 AC Voltmeter
 302P418 AC Ammeter (3)
 302P465 Running Time Meter
 308A12 Voltmeter Selector Switch
 303-76 Selector Switch Knob
 320P206 Circuit Breaker (3)
 304A536 Fixed Resistor
 (9,000-Ohm, 50-Watt)

(373) W.D. 615B344

301C2027 Instrument Box
 301B2701 Instrument Panel
 301B2076 Instrument Box Bracket
 508-9 Grommet (Rubber)
 302P421 AC Voltmeter
 AC Ammeter (Check Meter Scale -
 Select according to rating)
 302P419 Scale Reads 0-50 (3)
 302P458 Scale Reads 0-80 (3)
 Circuit Breaker (Check Breaker -
 Select according to amperage)
 320B198 Breaker Marked 45A. (3)
 320P195 Breaker Marked 55A. (3)
 308A12 Voltmeter Selector Switch
 303-76 Selector Switch Knob
 323P184 Duplex Receptacle
 302P465 Running Time Meter
 301B500 Running Time Meter Box

(374) W.D. 615B345

301C2027 Instrument Box
 301B2681 Instrument Panel
 301B2076 Instrument Box Bracket
 508-9 Grommet (Rubber)
 302P423 AC Voltmeter
 302P418 AC Ammeter (3)
 302P465 Running Time Meter
 302-717 Frequency Meter
 320P206 Circuit Breaker (3)
 308A12 Voltmeter Selector Switch
 303-76 Selector Switch Knob
 304A536 Fixed Resistor
 (9,000-Ohm, 50-Watt)

(375) W.D. 615B350

301C2304 Instrument Box
 301C2582 Instrument Panel
 301B2076 Instrument Box Panel
 508-9 Grommet (Rubber)
 302P421 AC Voltmeter
 302P458 AC Ammeter (3)
 302P465 Running Time Meter

CODE

W.D. 615B350 (Cont.)

302B213 Frequency Meter
 320B17 Circuit Breaker
 308A12 Voltmeter Selector Switch
 303-76 Selector Switch Knob
 308P203 Output Phase Selector
 Switch
 322-44 Neon Signal Light (2)
 332A537 Terminal Block
 332A554 Block Marker

(376) W.D. 625A603 (Static Exciter)
Diagram Only - Refer to Generator
Section for Components**(377)** W.D. 625A782 (Static Exciter)
Diagram Only - Refer to Generator
Section for Components**(378)** W.D. 625A874 (Static Exciter)
Diagram Only - Refer to Generator
Section for Components**(379)** W.D. 625A915 (Static Exciter)
Diagram Only - Refer to Generator
Section for Components**(380)** W.D. 625A920 (Static Exciter)
Diagram Only - Refer to Generator
Section for Components**(381)** W.D. 612C4074
Standard Group 1 - Page 2
 305A238 Rectifier - 12A., 300V. Peak
 304A276 Fixed Resistor (75-Ohm, 10 Watt)
 304A283 Fixed Resistor (35-Ohm, 25 Watt)
 353A7 Fixed Resistor (5.5-Ohm, 50 Watt)
 304A16 Adjustable Resistor (2.5-Ohm,
 50 Watt)
 304A194 Adjustable Resistor (50-Ohm,
 25 Watt)
 304A521 Adjustable Resistor - 8-Ohm,
 150 Watt (Mounts in Generator
 Air Outlet)**(382)** W.D. 612C4108
 301D2750 Control Box
 301B1963 Control Box Cover
 301C2376 Control Box Panel
 301B1964 Control Mtg. Bracket - R.H.
 301B1979 Control Mtg. Bracket - L.H.
 301D1978 Load Output Box
 301B856 Load Output Box Cover
 508-9 Output Box Grommet (Rubber)
 305A254 Rectifier Mtg. Bracket
 (Continue next page)

CONTROL SECTION

49

WIRING DIAGRAMS

CODE

W.D. 612C4108 (Continued)

305A235 Rectifier - 10A., 100V. Peak
307B1046 Start Solenoid
307B623 Ignition Relay
307B597 Ignition Start Relay
308P2 Manual or Electric Start
Selector Switch
302A446 Ammeter (5-0-5)
308P154 Start - Stop Switch
332A537 Terminal Block - 4 Place
332A566 Block Marker - 4 Place
332A751 Terminal Block - 10 Place
332A1235 Block Marker - 10 Place
332A609 Terminal Block - 2 Place
332A610 Block Marker - 2 Place
320B221 Emergency (Low Oil Pressure)
Relay
307A655 Emergency (Overspeed) Relay
322P69 Signal Light Receptacle (2)
322-4 Signal Light Lamp (2)
304A32 Fixed Resistor (15-Ohm,
10 Watt)
304A217 Fixed Resistor (1-Ohm,
10 Watt)
303P97 Rheostat
303P32 Rheostat Knob
304A500 Adjustable Resistor (2-Ohm,
150 Watt) (Mounts in
Generator Air Outlet)

383

W.D. 612C4177

Standard Group 1 - Page 2

384

W.D. 612C4210

Standard Group 3 - Page 2

385

W.D. 612C4216

Standard Group 1 - Page 2
301C2376 Control Box Panel
332A751 Terminal Block - 10 Place
332A1235 Block Marker - 10 Place
304A217 Fixed Resistor (1-Ohm,
10 Watt)
320B221 Emergency (Low Oil Pressure)
Relay
307A655 Emergency (Hi-Temp.) Relay
322P69 Signal Light Receptacle (2)
322-4 Signal Light Lamp (2)

386

W.D. 612C4242

Standard Group 1 - Page 2
301D2750 Control Box
301C2376 Control Box Panel
304A217 Fixed Resistor (1-Ohm,
10 Watt)

CODE

W.D. 612C4242 (Continued)

320B221 Emergency (Low Oil Pressure)
Relay
322P69 Signal Light Receptacle
322-4 Signal Light Lamp
303P97 Rheostat
303P32 Rheostat Knob
332A609 Terminal Block - 2 Place
332A610 Block Marker - 2 Place

387

W.D. 612C4248

301D1962 Control Box
301B1963 Control Box Cover
301C1961 Control Box Panel (Modified)
301B1964 Control Mtg. Bracket - R.H.
301B1979 Control Mtg. Bracket - L.H.
332P52 Tinnerman Clip
301D1978 Load Output Box
301B856 Load Output Box Cover
508-9 Output Box Grommet (Rubber)
305A235 Rectifier - 10A., 100V. Peak
305A254 Rectifier Mtg. Bracket
307P773 Start-Disconnect & Ignition Relay
323-52 Relay (Plug-in) Socket
307P778 Relay Hold-down Spring
308P5 Manual or Electric Start Selector
Switch
302A446 Ammeter (5-0-5)
308P154 Start - Stop Switch
332A751 Terminal Block - 10 Place
332A1235 Block Marker - 10 Place
332A537 Terminal Block - 4 Place
332A566 Block Marker - 4 Place
304A32 Fixed Resistor (15-Ohm, 10 Watt)
322P69 Signal Light Receptacle
322-4 Signal Light Lamp
304A500 Adjustable Resistor - 2-Ohm,
150 Watt (Mounts in Generator
Air Outlet)

388

W.D. 612C4250

Standard Group 3 - Page 2

389

W.D. 612C4267

301D2750 Control Box
301B1963 Control Box Cover
301C1961 Control Box Panel
301B1964 Control Mtg. Bracket - R.H.
301B1979 Control Mtg. Bracket - L.H.
332P52 Tinnerman Clip
301D1978 Load Output Box
301B856 Load Output Box Cover
508-9 Output Box Grommet (Rubber)
305A235 Rectifier - 10A., 100V. Peak
(Continue next page)

CONTROL SECTION

WIRING DIAGRAMS

CODE

W.D. 612C4267 (Continued)

305A254 Rectifier Mtg. Bracket
 307P773 Start-Disconnect & Ignition Relay
 323-52 Relay (Plug-in) Socket
 307P778 Relay Hold-down Spring
 308A5 Manual or Electric Start Selector Switch
 308P154 Start-Stop Switch
 302A446 Ammeter (5-0-5)
 332A751 Terminal Block - 10 Place
 332A1235 Block Marker - 10 Place
 332A537 Terminal Block - 4 Place
 332A566 Block Marker - 4 Place
 304A32 Fixed Resistor (15-Ohm, 10 Watt)
 303P97 Rheostat
 303P32 Rheostat Knob
 332A609 Terminal Block - 2 Place
 332A610 Block Marker - 2 Place
 304A500 Adjustable Resistor - 2-Ohm, 150 Watt (Mounts in Generator Air Outlet)

390

W.D. 615B223

301C2027 Instrument Box
 301B2077 Instrument Panel (Modified)
 301B2076 Instrument Box Bracket
 508-9 Grommet (Rubber)
 302P421 AC Voltmeter
 AC Ammeter (Check Meter Scale - Select according to rating)
 302P419 Scale Reads 0-50 (3)
 302P458 Scale Reads 0-80 (3)
 Circuit Breaker (Check Breaker - Select according to amperage)
 320B153 Breaker Marked 40A. (3)
 320B198 Breaker Marked 45A. (3)
 320P195 Breaker Marked 55A. (3)
 322-49 Panel Light and Switch
 322-26 Panel Light Lamp
 308A12 Voltmeter Selector Switch
 303-76 Selector Switch Knob

391

W.D. 615B351

301C2027 Instrument Box
 301B2099 Instrument Panel (Modified)
 301B2076 Instrument Box Bracket
 508-9 Grommet (Rubber)
 302P421 AC Voltmeter
 302B213 Frequency Meter
 302P465 Running Time Meter
 AC Ammeter (Check Meter Scale - Select according to rating)
 302P419 Scale Reads 0-50 (3)

CODE

W.D. 615B351 (Continued)

302P458 Scale Reads 0-80 (3)
 Circuit Breaker (Check Breaker - Select according to amperage)
 320B153 Breaker Marked 40A. (3)
 320B198 Breaker Marked 45A. (3)
 320P195 Breaker Marked 55A. (3)
 322-49 Panel Light and Switch
 322-26 Panel Light Lamp
 308A12 Voltmeter Selector Switch
 303-76 Selector Switch Knob

392

W.D. 615B352

301C2027 Instrument Box
 301B2086 Instrument Panel (Modified)
 301B2076 Instrument Box Bracket
 508-9 Grommet (Rubber)
 302P421 AC Voltmeter
 302B213 Frequency Meter
 302P465 Running Time Meter
 AC Ammeter (Check Meter Scale - Select according to rating)
 302P419 Scale Reads 0-50 (2)
 302P458 Scale Reads 0-80 (2)
 Circuit Breaker (Check Breaker - Select according to amperage)
 320B52 Breaker Marked 50A (2)
 320B195 Breaker Marked 55A (2)
 320P148 Breaker Marked 70A (2)
 322-49 Panel Light and Switch
 322-26 Panel Light Lamp

393

W.D. 615B355

301C2027 Instrument Box
 301B2085 Instrument Panel (Modified)
 301B2076 Instrument Box Bracket
 509-8 Grommet (Rubber)
 302P421 AC Voltmeter
 AC Ammeter (Check Meter Scale - Select according to rating)
 302P419 Meter Reads 0-50 (2)
 302P458 Meter Reads 0-80 (2)
 Circuit Breaker (Check Breaker - Select according to amperage)
 320B153 Breaker Reads 40A (2)
 320B52 Breaker Reads 50A (2)
 320B195 Breaker Reads 55A (2)
 320B148 Breaker Reads 70A (2)
 322-49 Panel Light and Switch
 322-26 Panel Light Lamp

394

W.D. 625A729 (Static Exciter)

Diagram Only - Refer to Generator Section for Components

CONTROL SECTION

51

WIRING DIAGRAMS

CODE

395

W.D.612C4274

301D2750 Control Box
 301B1963 Control Box Cover
 301C2376 Control Box Panel
 301B1964 Control Box Mounting Bracket - R.H.
 301B1979 Control Box Mounting Bracket - L.H. (w/o Switchboard)
 301D1978 Load Output Box (w/o Switchboard)
 301B856 Load Output Box Cover (w/o Switchboard)
 508-9 Grommet - For 1-3/8" Hole
 305A235 Rectifier - 10A., 100V. Peak
 305A254 Rectifier Mounting Bracket
 322-4 High Temp. & Overspeed Lamp
 322-4 Low Oil Pressure Lamp
 322P69 Lamp Holder (2)
 307B1046 Start Solenoid Relay
 307B623 Start Disconnect & Ignition Relay
 307B597 Start Relay
 320B221 Emergency (Low Oil Pressure) Relay
 307A655 Emergency Latch (Hi Temp. & Overspeed) Relay
 302A446 Charge Ammeter, 5-0-5
 304A217 Fixed Resistor, 1-Ohm, 10 Watt
 304A32 Fixed Resistor, 15-Ohm, 10 Watt
 304A500 Adjustable Resistor, 2-Ohm, 150 Watt (Mtd. in Generator Air Outlet)
 312A52 Condenser - .10 Mfd.
 308-2 Hand Crank - Elec. Start Switch
 308P154 Start-Stop Switch
 332A537 Terminal Block - 4 Place
 332A566 Terminal Block Marker Strip (B+, 1,2,3)
 332A751 Terminal Block - 10 Place
 332A1235 Terminal Block Marker Strip (4-13)
 332A609 Terminal Block - 2 Place
 332A610 Terminal Block Marker Strip (31,33)
 303P97 Voltage Regulating Rheostat
 303P32 Rheostat Knob

396

W.D.612C4304

Standard Group 1 - Page 2

CODE

397

W.D.612B4310

301C2308 Instrument Panel
 Circuit Breaker (Check Breaker - Select According to Amperage)
 320B237 Circuit Breaker, 10 Amp. (3)
 320B212 Circuit Breaker, 15 Amp. (3)
 320B150 Circuit Breaker, 20 Amp. (3)
 320B151 Circuit Breaker, 25 Amp. (3)
 320B152 Circuit Breaker, 30 Amp. (3)
 A.C. Ammeter (Check Meter Scale - Select According to Rating)
 302P460 A.C. Ammeter, 0-20 Amp. (3)
 302P418 A.C. Ammeter, 0-30 Amp. (3)
 302P444 A.C. Ammeter, 0-35 Amp. (3)
 Running Time Meter - (Select According to Cycle)
 302P469 Running Time Meter, 50 Cycle
 302P466 Running Time Meter, 60 Cycle
 Frequency Meter - (Select According to Cycle)
 302P256 Frequency Meter, 50 Cycle
 302P221 Frequency Meter, 60 Cycle
 302P612 A.C. Voltmeter, 0-500 V.
 308A12 Voltmeter Selector Switch
 303-76 Selector Switch Knob

398

W.D.612C4379

301D2750 Control Box
 301B1963 Control Box Cover
 301C2376 Control Box Panel
 301B1964 Control Box Mounting Bracket - R.H.
 301B1979 Control Box Mounting Bracket - L.H. (w/o Switchboard)
 301D1978 Load Output Box (w/o Switchboard)
 301B856 Load Output Box Cover (w/o Switchboard)
 508-9 Grommet - For 1-3/8" Hole
 305A235 Charge Rectifier - 10A., 100V. Peak
 305A254 Charge Rectifier Mounting Bracket
 322-4 Overspeed Lamp
 322P69 Lamp Holder

CONTROL SECTION

WIRING DIAGRAMS

CODE

W.D.612C4379 (Continued)

307B1046 Start Solenoid Relay
 307B623 Start Disconnect &
 Ignition Relay
 307B597 Start Relay
 320B104 Emergency (Low Oil
 Pressure) Relay
 307A655 Emergency Latch
 (Overspeed) Relay
 302A446 Charge Ammeter, 5-0-5
 304A217 Fixed Resistor, 1-Ohm,
 10 Watt
 304A32 Fixed Resistor, 15-Ohm,
 10 Watt
 304A500 Adjustable Resistor,
 2-Ohm, 150 Watt (Mtd. in
 Generator Air Outlet)
 308-2 Hand Crank - Elec. Start
 Switch
 308P154 Start-Stop Switch
 332A537 Terminal Block - 4 Place
 332A566 Terminal Block Marker
 Strip (B+, 1,2,3)
 332A706 Terminal Block - 8 Place
 332A739 Terminal Block Marker
 Strip (4-11)
 332A609 Terminal Block - 2 Place
 332A610 Terminal Block Marker
 Strip (31,33)
 303P97 Voltage Regulating
 Rheostat
 303P32 Rheostat Knob

399

W.D.612C4422

301D1962 Control Box (Modify)
 301B1963 Control Box Cover
 301C3392 Control Box Panel
 301B1964 Control Box Mounting
 Bracket - R.H.
 301B1979 Control Box Mounting
 Bracket - L.H. (w/o
 Switchboard)
 508P9 Grommet - For 1-3/8" Hole
 301D1978 Load Output Box (w/o
 Switchboard)
 301B856 Load Output Box Cover
 (w/o Switchboard)
 508P117 Grommet - For 1-3/8" Hole
 305A235 Rectifier - 10 Amp., 100V.
 Peak
 305A254 Rectifier Mounting
 Bracket
 322-4 Signal Light Lamp
 322P69 Lamp Holder
 307B1046 Start Solenoid Relay
 307B623 Start Disconnect &
 Ignition Relay

CODE

W.D.612C4422 (Continued)

307B597 Start Relay
 320B259 Emergency (Low Oil Pressure)
 Relay
 307A655 Emergency Latch (High Temp.)
 Relay
 307A655 Emergency Latch (Overspeed)
 Relay
 302A446 Charge Ammeter, 5-0-5
 304A217 Fixed Resistor, 1-Ohm,
 10 Watt
 304A32 Fixed Resistor, 15-Ohm,
 10 Watt
 304A500 Adjustable Resistor, 2-Ohm,
 150 Watt (Mtd. in Generator
 Air Outlet)
 309P270 Thermostat (Low Engine Temp.)
 308P2 Hand Crank Switch
 308P154 Start-Stop Switch
 332A537 Terminal Block - 4 Place
 332A566 Terminal Block Marker Strip
 (B+, 1,2,3)
 332A706 Terminal Block - 8 Place
 332A739 Terminal Block Marker Strip
 (4-11)
 332A706 Terminal Block - 7 Place
 332A707 Terminal Block Marker Strip
 (103-106, GND, 12)

400

W.D.612C4427

301D1962 Control Box
 301B1963 Control Box Cover
 301C2376 Control Box Panel
 301B1964 Control Box Mounting
 Bracket - R.H.
 301B1979 Control Box Mounting
 Bracket - L.H. (w/o
 Switchboard)
 301D1978 Load Output Box (w/o
 Switchboard)
 301B856 Load Output Box Cover (w/o
 Switchboard)
 508-9 Grommet - For 1-3/8" Hole
 332P52 Tinnerman Clip
 305A235 Rectifier - 10A., 100V. Peak
 305A254 Rectifier Mounting Bracket
 307B845 Starter Relay
 307B860 Field Build-Up Relay
 307P773 Start Disconnect Relay
 323-52 Relay (Plug-In) Socket
 307P778 Relay Hold Down Spring
 307A655 Emergency Latch (Overspeed)
 Relay
 308P5 Hand Crank - Elec. Start
 Switch
 322-4 Signal Lamp (Overspeed)

CONTROL SECTION

53

WIRING DIAGRAMS

CODE

W.D.612C4427 (Continued)

322P69 Signal Lamp Socket
302A446 Charge Ammeter, 5-0-5
308P154 Start-Stop Switch
304A32 Fixed Resistor, 15-Ohm,
10 Watt
304A500 Adjustable Resistor,
2-Ohm, 150 Watt (Mtd. in
Generator Air Outlet)
312A52 Condenser - .10 Mfd.
332A537 Terminal Block - 4 Place
332A566 Terminal Block Marker
Strip (B+, 1,2,3)
332A795 Terminal Block - 16 Place
332A862 Terminal Block Marker
Strip (4-19)

401

W.D.612C4437

301D1962 Control Box
301B1963 Control Box Cover
301C2376 Control Box Panel
301B1964 Control Box Mounting
Bracket - R.H.
301B1979 Control Box Mounting
Bracket - L.H. (w/o
Switchboard)
301D1978 Load Output Box (w/o
Switchboard)
301B856 Load Output Box Cover
(w/o Switchboard)
508-9 Grommet - For 1-3/8" Hole
332P52 Tinnerman Clip
305A235 Rectifier - 10A., 100V.
Peak
305A254 Rectifier Mounting
Bracket
307B845 Starter Relay
307B860 Field Build-Up Relay
307P773 Start Disconnect &
Ignition Relay
323-52 Relay (Plug-In) Socket
307P778 Relay Hold Down Spring
307A655 Emergency Latch
(Overspeed) Relay
308P5 Hand Crank - Elec. Start
Switch
308P154 Start-Stop Switch
322-4 Signal Lamp (2)
322P69 Signal Lamp Socket (2)
302A446 Charge Ammeter, 5-0-5
304A32 Fixed Resistor, 15-Ohm,
10 Watt
304A500 Adjustable Resistor,
2-Ohm, 150 Watt (Mtd. in
Generator Air Outlet)
312A52 Condenser - .10 Mfd.

CODE

W.D.612C4437 (Continued)

332A537 Terminal Block - 4 Place
332A566 Terminal Block Marker
Strip (B+, 1,2,3)
332A795 Terminal Block - 16 Place
332A862 Terminal Block Marker
Strip (4-19)

402

W.D.612C4457

Standard Group 1 - Page 2
301D2750 Control Box
301C2376 Control Box Panel
322-4 Signal Light Lamp (2)
322P69 Lamp Holder (2)
320B221 Emergency (Low Oil Pressure)
Relay
307A655 Emergency Latch (Hi-Temp.)
Relay
304A217 Fixed Resistor, 1-Ohm,
10 Watt
303P97 Rheostat
303P32 Rheostat Knob
332A751 Terminal Block - 10 Place
332A1235 Terminal Block Marker
Strip (4-13)
332A609 Terminal Block - 2 Place
332A610 Terminal Block Marker
Strip (31-33)

403

W.D.612C4471

Standard Group 1 - Page 2
301D2750 Control Box
301C2376 Control Box Panel
322-4 Signal Light Lamp (2)
322P69 Lamp Holder (2)
320B221 Emergency (Low Oil Pressure)
Relay
307A655 Emergency Latch (Overspeed)
Relay
304A217 Fixed Resistor, 1-Ohm,
10 Watt
303P97 Rheostat
303P32 Rheostat Knob
332A751 Terminal Block - 10 Place
332A1235 Terminal Block Marker
Strip (4-13)
332A609 Terminal Block - 2 Place
332A610 Terminal Block Marker
Strip (31-33)

404

W.D.612C4481

301C2376 Control Box Panel
322-4 Signal Light Lamp (2)
322P69 Lamp Holder (2)
320B221 Emergency (Low Oil Pressure)
Relay

CONTROL SECTION

WIRING DIAGRAMS

CODE

W.D.612C4481 (Continued)

307A655 Emergency Latch (Hi-Temp.
& Overspeed) Relay
304A217 Fixed Resistor, 1-Ohm,
10 Watt
332A751 Terminal Block - 10 Place
332A1235 Terminal Block Marker
Strip - 4-13)

405W.D.612C4489

Standard Group 1 - Page 2
301C2376 Control Box Panel
320B104 Emergency (Low Oil
Pressure) Relay
307A655 Emergency Latch
(Overspeed) Relay
322-4 Overspeed Lamp
322P69 Lamp Holder
304A217 Fixed Resistor, 1-Ohm,
10 Watt

406W.D.612B4499

301C3205 Instrument Panel
301A2727 Instrument Panel Handle
301A2395 Panel Stop Bracket
302-213 Frequency Meter
302P465 Running Time Meter
302P421 A.C. Voltmeter
302P458 A.C. Ammeter (3)
308-12 Voltmeter Selector Switch
303-76 Selector Switch Knob
320B17 Circuit Breaker, 10 Amp.
308P203 Output Phase Selector
Switch
332A537 Terminal Block - 4 Place
332A554 Terminal Block Marker
Strip (E1, 31, 36)
322-44 Signal Light (2)
303-97 Rheostat
303-32 Rheostat Knob

407W.D.612B4502

301C3451 Control Panel
302P423 A.C. Voltmeter
A.C. Ammeter (Check Meter Scale -
Select According to Rating)
302P460 A.C. Ammeter, 0-20 A. (3)
302P418 A.C. Ammeter, 0-30 A. (3)
320P227 Circuit Breaker, 15A.
320P228 Circuit Breaker, 20A.
308A12 Voltmeter Switch
303P76 Switch Knob

408W.D.612C4536

Standard Group 1 - Page 2
322-4 High Temp. Lamp

CODE

W.D.612C4536 (Continued)

322-4 Low Oil Pressure Lamp
322P69 Lamp Holder (2)

409W.D.615B353

301C2027 Instrument Box
301B2116 Instrument Panel (Modify)
301B2076 Instrument Box Bracket
301C1027 Meter Box
301B1026 Meter Box Cover
508-9 Grommet - For 1-3/8" Hole
508-8 Grommet - For 13/16" Hole
Circuit Breaker (Check Breaker -
Select According to Amperage)
320B150 Circuit Breaker - 20 Amp.
(3)
320B151 Circuit Breaker - 25 Amp.
(3)
302P422 A.C. Voltmeter
302-716 Frequency Meter
302P467 Running Time Meter
302P418 A.C. Ammeter, 0-30 Amp.
(3)
308A12 Voltmeter Selector Switch
303-76 Selector Switch Knob
322-49 Panel Lamp Holder
322-26 Lamp

410W.D.615B356

301C2027 Instrument Box
301B2116 Instrument Panel (Modify)
301B2076 Instrument Box Bracket
508-9 Grommet - For 1-3/8" Hole
Circuit Breaker (Check Breaker -
Select According to Amperage)
320B150 Circuit Breaker - 20 Amp.
(3)
320B151 Circuit Breaker - 25 Amp.
(3)
302P422 A.C. Voltmeter
302P418 A.C. Ammeter, 0-30 Amp.
(3)
308A12 Voltmeter Selector Switch
303-76 Selector Switch Knob
322-49 Panel Lamp Holder
322-26 Lamp

411W.D.625D198

301D879 Control Box "A"
(30" x 19" x 8-1/2")
301D880 Control Panel
301D1460 Control Box "B"
(25" x 21" x 8")
406P157 Control Box Door Lock &
Handle
406-89 Control Box Door Latch

CONTROL SECTION

55

WIRING DIAGRAMS

CODE

W.D.625D198 (Continued)

BOX "A" COMPONENTS:

308P84 Selector Switch
303-76 Selector Switch Knob
303-66 Rheostat, 125-Ohm
303-76 Rheostat Knob
302P271 D.C. Milliammeter
320A104 Cranking Limiter
305-129 Rectifier
321-67 Fuse, 1 Amp.
321-7 Fuse Post
304A251 Fixed Resistor, 30-Ohm,
5 Watt
304A192 Fixed Resistor, 3-Ohm,
10 Watt
304A131 Adjustable Resistor,
750-Ohm, 25 Watt
307B257 Line Recovery Relay
307P249 Start-Disconnect Relay
307B245 Start-Stop Relay
307B245 Phase Protection Relay
315B10 Charge Transformer
332A406 Terminal Block - 3 Place
332A426 Terminal Block Marker
Strip (17,18,19)
332A222 Terminal Block (3,2,1,B+)
Contactor - Select According to
Load Transfer Rating)
307C241 Contactor - LT 200
307C240 Contactor - LT 100
307C239 Contactor - LT 60
Ground Terminal - Select According
to Load Transfer Rating
332-217 Ground Terminal - LT 200
(3)
332-216 Ground Terminal - LT 100
(3)
332-142 Ground Terminal - LT 60
(3)
BOX "B" COMPONENTS:
307B257 Stop-Interlock & Line
Recovery Relay
332A406 Terminal Block - 3 Place
332A426 Terminal Block Marker
Strip (17,18,19)
307C239 Contactor, 60 Amp.
332-142 Ground Terminal (3)

412W.D.612A4537

301C1875 Control Panel
320P195 Circuit Breaker (3)

413W.D.612C4581

Standard Group 3 - Page 2
301C2376 Control Box Panel

CODE

W.D.612C4581 (Continued)

307A655 Emergency (Overspeed)
Relay
322P69 Signal Light Receptacle
322-4 Signal Light Lamp

414W.D.612A4591

301B3554 Control Panel
320P470 Circuit Breaker (3)

415W.D.612C4609

Standard Group 1 - Page 2
301C3392 Control Box Panel
508P9 Control Box Grommet
(Rubber)
508P117 Output Box Grommet
(Rubber)
332A609 Terminal Block - 2
Place
332A610 Block Marker - 2 Place
332A706 Terminal Block - 8
Place
332A707 Block Marker (54,55,
56,57,58, Gnd. & 12)
309P270 Low Engine Temp.
Thermostat
304A217 Fixed Resistor (1-ohm,
10 Watt)
320B259 Emergency (Low Oil
Pressure) Relay
307A655 Emergency (Overspeed
& Hi-Temp.) Relay (2)
322P69 Signal Light Receptacle
322-4 Signal Light Lamp
301C3239 Generator Control Panel
308P203 Output Phase Selector
Switch
322P44 Output Phase Signal
Light (2)
307B1143 Generating Relay
323A760 Generating Relay Socket
332A943 Generating Relay Socket
Spacer (2)
307P1157 Generating Relay Hold-Down
Spring

416W.D.612B4610

308P154 Start-Stop Switch
308P2 Signal Light Switch
322P72 Signal Light Receptacle
(2)
Signal Light Lamp (Check Lamp -
Select According to Volt)
322-4 12 Volt (2)
322-17 24 Volt (2)

CONTROL SECTION

WIRING DIAGRAMS

CODE

417

W.D.615B359

301C2027	Instrument Box
301B3522	Control Panel
301B2076	Instrument Box Bracket
508-9	Grommet (Rubber)
302B213	Frequency Meter
302P465	Running Time Meter
302P420	AC Voltmeter
302P410	AC Ammeter
320B251	Circuit Breaker
302B79	Current Transformer
302A235	Transformer Clamp - Upper
302A236	Transformer Clamp - Lower

418

W.D.615B360

301C2027	Instrument Box
301B3522	Control Panel
301B2076	Instrument Box Bracket
508-9	Grommet (Rubber)
302B221	Frequency Meter
302P466	Running Time Meter
302P421	AC Voltmeter
302P458	AC Ammeter
Circuit Breaker (Check Breaker - Select According to Amperage)	
320B195	Breaker Marked 55A
320B366	Breaker Marked 65A

CODE

CONTROL SECTION

59

WIRING DIAGRAMS

CODE

431

W.D.612B4735

301C2540 Instrument Panel
Circuit Breaker (Check Breaker -
Select According to Amperage)
320B153 Breaker Marked - 40
Amp (3)
320B52 Breaker Marked - 50
Amp (3)
308A12 Voltmeter Selector
Switch
303-76 Selector Switch
Knob
302P465 Running Time Meter
302B213 Frequency Meter
302P421 A.C. Ammeter (3)
302P421 A.C. Voltmeter 0-003V
323P184 Signal Light Receptacle
320-187 Tie Bar

432

W.D.615B363

301B2822 Instrument Panel
301C2027 Instrument Box
301B2076 Instrument Box
Bracket
301B1965 Control Box Mtg.
Bracket (R.H.)
302P419 A.C. Ammeter 0-50
Amp (3)
302P421 A.C. Voltmeter 0-300V
308A12 Voltmeter Selector
Switch
303-76 Voltmeter Selector
Knob
508-9 Grommer (Rubber)

433

W.D.615B364

301B3660 Instrument Panel
301C2027 Instrument Box
301B2076 Instrument Box
Bracket
508-9 Rubber Grommet
301B1965 Control Box Mtg.
Bracket
320P459 Circuit Breaker

434

W.D.612-2609

301-2020 Instrument Panel
302-0458 Ammeter Reads 0-80(2)
302-0421 Voltmeter Reads 0-300

435

W.D.612-3474

301-3021 Upper Control Panel
301-2727 Handle, Panel
320-0020 Circuit Breaker (2)

CODE

435

W.D.612-3474

323-0184

(Continued)

Duplex Receptacle
(15 Amp, 120 Volt)

436

W.D.612-4588

301-3551

Control Panel

302-0458

Ammeter Reads 0-80 (2)

302-0444

Ammeter Reads 0-35 (2)

302-0421

Voltmeter Reads 0-300

Volt

323-0184

Receptacle - Duplex

15 Amp

323-0186

Receptacle - Twistlock

50 Amp

320-0202

Tie Bar

320-0195

Circuit Breaker 55 Amp (2)

320-0058

Circuit Breaker 30 Amp (2)

437

W.D.612-4722

Standard Group 1 - PLUS

301-2376

Control Panel

307-0845

Starter Pilot Relay

307-0860

Field Build up Relay

307-0655

Emergency Latch Relay

(Overspeed)

307-0773

Start Disconnect and

Ignition Relay

323-0052

Socket

307-0778

Hold-down Spring

312-0052

Condenser (.1 MFD.)

322-0069

Holder - Signal Light

322-0004

Lamp

332-0607

Terminal Block

332-0608

Marker Strip

437A

W.D.612-4729

301-1641

Instrument Panel

302-0256

Frequency Meter (50 Hz)

302-0221

Frequency Meter (60 Hz)

302-0418

Ammeter - Reads 0-30 Amp

302-0419

Ammeter - Reads 0-50 Amp

302-0458

Ammeter - Reads 0-80 Amp

302-0421

Voltmeter - AC - Reads

0-300 Volts

302-0446

Running Time Meter (60 Hz)

302-0469

Running Time Meter (50 Hz)

320-0018

Circuit Breaker - 20 Amp

320-0019

Circuit Breaker - 25 Amp

320-0020

Circuit Breaker - 35 Amp

320-0153

Circuit Breaker - 40 Amp

320-0198

Circuit Breaker - 45 Amp

320-0195

Circuit Breaker - 55 Amp

320-0366

Circuit Breaker - 65 Amp

STANDARD ENGINE CONTROL PARTS

GROUP 1
STANDARD

301-1962	Control Box
301-1963	Control Box Cover
301-1961	Control Box Panel
301-1964	Control Mounting Bracket - R.H.
301-1979	Control Mounting Bracket - L.H. - NOTE: Sets with Switchboard use #301-1965.
301-1978	Load Output Box NOTE: Not used on sets
301-0856	Load Output Box Cover with Switchboard.
508-0009	Output Box Grommet (Rubber)
305-0235	Rectifier - 10 Amp., 100 Volt Peak
305-0254	Rectifier Mounting Bracket
307-0040	Start Solenoid
307-0623	Ignition Relay
307-0597	Ignition Start Relay
308-0002	Manual or Electric Start Selector Switch
302-0446	Ammeter (5 - 0 - 5)
308-0154	Start-Stop Switch
332-0706	Terminal Block - 8 Place
332-0739	Block Marker (4 through 9)
332-0537	Terminal Block - 4 Place
332-0566	Block Marker (B+, 1, 2, 3)
332-0750	Battery Polarity Marker Kit - Spec A through D
304-0032	Fixed Resistor (15-Ohm, 10-Watt)
304-0500	Adjustable Resistor (2-Ohm, 150-Watt)
	Mounts in Generator Air Outlet
338-0264	Harness, Wiring - Control to Set
338-0305	Harness, Wiring - Housed Sets with Start-Stop Switch

GROUP 2
STANDARD WITH LOW OIL PRESSURE
CUT-OFF SWITCH SPEC A THRU F

Standard Group 1 - PLUS

307-0614	Latching Relay
308-0091	Emergency (Low Oil Pressure) Switch
305-0197	Full Wave Rectifier (Eyelet Connections)

GROUP 3
STANDARD WITH LOW OIL PRESSURE
CUT-OFF SWITCH BEGIN SPEC G

Standard Group 1 - PLUS

320-0104	Emergency (Low Oil Pressure) Switch
304-0217	Fixed Resistor (1-Ohm, 10-Watt)
	5/16 x 1-3/4"

GROUP 4
STANDARD

301-1962	Control Box
301-3714	Cover, Voltage Regulator
301-3683	Saddle, Control Box
301-3682	Box, Output
301-0856	Cover, Output Box
402-0078	Dampener, Vibration
337-0036	Ground Strap
517-0019	Dot Button
332-0537	Terminal Block
332-0566	Marker Strip
332-0706	Terminal Block (2)
332-0739	Marker Strip
332-0707	Marker Strip
308-0154	Switch (Start/Stop)
304-0032	Resistor
302-0446	Ammeter, Charge
307-0655	Relay (2), (1-overspeed, 1-high temp.)
320-0259	Relay, Emergency (Low Oil Pressure)
307-0623	Relay, Start Disc and Ignition
307-0845	Relay, Start Solenoid
322-0069	Holder, Lamp (3)
322-0004	Lamp (3), (1-overspeed, 1-low oil pressure, 1-high temp.)
338-0744	Wiring, Harness
304-0060	Resistor, High Temperature Cutoff
305-0254	Bracket, Rectifier Mounting
305-0235	Diode
232-2399	Bracket, Resistor Mounting
304-0500	Resistor, Tap
304-0006	Washer, Centering
812-0169	Screw, Roundhead (1/4-20 x 5-1/2")
508-0183	Grommet
332-0604	Terminal Block
332-0616	Marker Strip

GROUP 5

300-1006 REGULATOR BOARD ASSEMBLY
(See Group 7 for Components)

301-3713	Panel, Voltage Regulator Mounting
332-1647	Terminal Strip
320-0505	Circuit Breaker
315-0386	Transformer, Voltage Reference
315-0391	Reactor, Comm.
332-0942	Tie, Cable
517-0045	Plug, Dot

GROUP 6

Standard Group 5 - PLUS

303-0195 Rheostat
 303-0194 Rheostat Knob

GROUP 7

C1	356-0039	Capacitor (100 MFD. 10 Volt)
C2, C6	355-0006	Capacitor (.46 MFD. 100 Volt)
C3, C7	355-0005	Capacitor (.22 MFD. 200 Volt)
C4, C5, C11	355-0015	Capacitor (.1 MFD. 200 Volt)
C8	355-0016	Capacitor (1 MFD. 100 Volt)
C9	355-0031	Capacitor (.39 MFD. 100 Volt)
C10	355-0017	Capacitor (47 MFD. 400 Volt)
CR1	359-0036	Diode Zener (5.6 Volt)
CR2	359-0025	Diode Zener (20 Volt)
CR3, 4, 6-11	357-0004	Rectifier, Diode (400 MA 400 Volt)
CR5	359-0026	Diode, Zener (18 Volt)
CR12, 14, 15	357-0021	Rectifier, Diode
CR13, 16	365-0002	Rectifier, Gate Control
Q2	361-0003	Transistor - Unijunction
R1	350-0423	Resistor (33,000-Ohm, 1/2 Watt) 5%
R2	350-0443	Resistor (220,000-Ohm, 1/2 Watt) 5%
R3	350-0447	Resistor (330,000-Ohm, 1/2 Watt) 5%
R4	350-0398	Resistor (3,000-Ohm, 1/2 Watt) 5%
R5	350-0446	Resistor (2,000,000-Ohm, 1/2 Watt) 5%
R6	351-0202	Resistor - Film (1,240-Ohm, 1/4 Watt) 1%
R7	350-0445	Resistor (270,000-Ohm, 1/2 Watt) 5%
R8, R10	350-0435	Resistor (100,000-Ohm, 1/2 Watt) 5%
R9	350-0459	Resistor (1,000,000-Ohm, 1/2 Watt) 5%
R11, R12	353-0048	Resistor - Wirewound (4,000-Ohm, 5 Watt)
R13	351-0293	Resistor - Film (11,000-Ohm, 1/4 Watt) 1%
R14	350-0363	Resistor (100-Ohm, 1/2 Watt) 5%
R15, 17	350-0351	Resistor (33-Ohm, 1/2 Watt) 5%
R18	351-0332	Resistor - Film (28,000-Ohm, 1/4 Watt) 1%
R19	351-0240	Resistor - Film (3,090-Ohm, 1/4 Watt) 1%
R20	351-0211	Resistor - Film (1,530-Ohm, 1/4 Watt) 1%
R21	351-0234	Resistor - Film (2,670-Ohm, 1/4 Watt) 1%
R22	350-0973	Resistor (270-Ohm, 2 Watt)
R23	350-0512	Resistor (10-Ohm, 1/2 Watt) 10%
R24	351-0353	Resistor - Film (46,400-Ohm, 1/4 Watt) 1%
R25	351-0349	Resistor - Film (42,200-Ohm, 1/4 Watt) 1%
R26	303-0168	Potentiometer - 5,000-Ohm
R27	303-0164	Potentiometer - 8,000-Ohm
	517-0127	Cover - Potentiometer (2)
	363-0069	Heat Sink (2)
Q1	362-0017	Transistor - NPN
IC1	367-0005	Integrated Circuit
R28	350-0355	Resistor (47-Ohm, 1/2 Watt) 5%

CONTROL SECTION

WIRING DIAGRAMS

63

CODE

(438)	<u>W.D.612-4778</u>	
	301-2376	Control Box Panel
	517-0019	Dot Button
	332-0607	Terminal Block
	332-0608	Marker Strip
	304-0217	Resistor - 1-Ohm, 10 Watt
	307-0655	Emergency Latch Relay (Overspeed and Hi-Temp)
	320-0259	Emergency Relay (Low Oil Pressure)
	307-1046	Start Solenoid Relay
	322-0069	Lamp Holder (2)
	322-0004	Lamp (2)
	312-0052	Capacitor (.1 MFD.)

(439)	<u>W.D.612-4793</u>	
	Standard Group 4 & Group 5	
	301-1961	Control Box Panel
	304-0060	Resistor - High Temp Cutoff (1.72-Ohm, 25 Watt)
	332-0604	Terminal Block
	332-0616	Marker Strip
	508-0183	Grommet
	517-0012	Dot Button

(440)	<u>W.D.612-4794</u>	
	Standard Group 4 and 5	
	301-1961	Control Box Panel
	332-0604	Terminal Block
	332-0616	Marker Strip
	508-0183	Grommet
	320-0104	Emergency Relay (Low Oil Pressure)
	304-0217	Resistor, Fixed (1-Ohm, 10 Watt)

(441)	<u>W.D.612-4803</u>	
	Standard Group 1	
	301-2750	Control Box
	301-2376	Control Box Panel
	517-0019	Dot Button
	332-0609	Terminal Block
	332-0610	Marker Strip
	332-0751	Terminal Block
	332-0610	Marker Strip
	307-1129	Relay
	303-0032	Knob
	303-0097	Rheostat, Volt Adj 75-Ohm, 25 Watt
	304-0217	Resistor 1-Ohm, 10 Watt
	320-0221	Emergency Relay (Low Oil Pressure)

CODE

(441)	<u>W.D.612-4803</u>	Continued
	307-0655	Emergency Relay (High Temp)
	307-1046	Start Solenoid Relay
	322-0069	Lamp Holder (2)
	322-0004	Lamp (High Temp - Low Oil Pressure)
	312-0052	Capacitor (1 MFD.)
(442)	<u>W.D.612-4804</u>	
	Standard Group 1	
	301-3567	Control Panel Box
	332-0609	Terminal Block
	332-0610	Marker Strip
	508-0117	Grommet
	517-0019	Dot Button
	332-0707	Marker Strip
	309-0270	Thermostat (Low Engine Temp)
	304-0217	Resistor (1-Ohm, 10 Watt)
	307-1157	Relay Spring Holddown
	332-0943	Spacer (2)
	323-0760	Socket
	307-1143	Generating Relay
	307-0655	Emergency Latch Relay (2) - High Temp - Overspeed
	307-1046	Start Solenoid Relay
	322-0069	Lamp Holder (3) - High Temp - Overspeed - Low Oil Pressure
	322-0004	Lamp - (3) High Temp - Overspeed - Low Oil Pressure

(443)	<u>W.D.612-4812</u>	
	Standard Group 1	
	332-0751	Terminal Block
	332-1235	Marker Strip
	304-0217	Resistor 1-Ohm, 10 Watt
	307-0860	Field Build up Relay
	307-0845	Starter Polor Relay
	307-0773	Start Disconnect Relay - Ignition
	323-0052	Socket
	307-0778	Relay Holddown Spring
	320-0104	Emergency Relay (Low Oil Pressure)
	312-0052	Capacitor (.1 MFD.)
	308-0005	Switch

(443A)	<u>W.D.612-4823</u>	
	Standard Group 1	
	301-3567	Control Box Panel
	508-0117	Output Box Grommet
	517-0019	Dot Button
	332-0706	Terminal Block

CONTROL SECTION

WIRING DIAGRAMS

CODE

443A

W.D.612-4823 (Continued)

332-0707 Marker Strip
 307-1129 Relay
 304-0217 Resistor (1-Ohm,
 10 Watt)
 307-0655 Emergency Relay -(2)
 - High Temp -
 Overspeed
 320-0259 Relay - Low Oil
 Pressure
 307-1046 Start Solenoid Relay
 322-0069 Lamp Holder (3) Low
 Oil Pressure - High
 Temp - Overspeed
 322-0004 Lamp - Low Oil
 Pressure - High Temp
 - Overspeed
 312-0052 Capacitor 1 MFD.

444

W.D.612-4843

Standard Group 4 and 5

301-2376 Control Box Panel
 332-0604 Terminal Block
 332-0616 Marker Strip
 304-0217 Resistor 1-Ohm,
 10 Watt
 307-1129 Relay
 320-0221 Emergency Relay
 (Low Oil Pressure)
 304-0060 Resistor - High Temp
 Cutoff - 1.72-Ohm,
 25 Watt

445

W.D.612-4844

Standard Group 4 and 5

301-2376 Control Box Panel
 332-0604 Terminal Block
 332-0616 Marker Strip
 307-1129 Relay
 320-0221 Emergency Relay -
 Low Oil Pressure
 304-0060 Resistor - High Temp
 - 1.72-Ohm, 25 Watt
 304-0217 Resistor 1-Ohm,
 10 Watt

446

W.D.612-4848

Standard Group 4 and 5

301-2376 Control Box Panel
 517-0012 Dot Button
 307-1129 Relay
 304-0217 Resistor - 1-Ohm,
 10 Watt
 332-0604 Terminal Block
 332-0616 Marker Strip

CODE

446

W.D.612-4848 (Continued)

320-0104 Emergency Relay (Low
 Oil Pressure)
 304-0060 Resistor High Temperature
 1.72-Ohm, 25 Watt

447

W.D.612-4850

Standard Group 4 and 5

301-1961 Control Box Panel
 332-0604 Terminal Block
 332-0616 Marker Strip
 304-0217 Resistor - 1-Ohm, 10 Watt
 320-0221 Emergency Relay - Low
 Oil Pressure
 304-0060 Resistor High Temperature
 1.72-Ohm, 25 Watt

448

W.D.612-4851

Standard Group 4 and 5

301-2376 Control Box Panel
 517-0012 Dot Button (2)
 304-0060 Resistor High Temperature
 1.72-Ohm, 25 Watt

449

W.D.612-4852

Standard Group 4 and 5

301-1961 Control Box Panel
 304-0217 Resistor 1-Ohm, 10 Watt
 320-0104 Emergency Relay - Low
 Oil Pressure
 304-0060 Resistor - High Temp -
 1.72-Ohm, 25 Watt

450

W.D.612-4858

Standard Group 4 and 5

301-3567 Control Box Panel
 307-1143 Generating Relay
 323-0760 Socket
 332-0943 Spacer (2)
 307-1157 Relay Holddown Spring
 309-0270 Thermostat - Low Engine
 Temp.
 304-0060 Resistor - High Temp -
 1.72-Ohm, 25 Watt

451

W.D.612-4860

Standard Group 4 and 5

301-2376 Control Box Panel
 304-0217 Resistor 1-Ohm, 10 Watt
 307-1129 Relay
 320-0221 Emergency Relay (Low C
 Pressure)
 304-0060 Resistor - High Temp.
 (1.72-Ohm, 25 Watt)

CONTROL SECTION

WIRING DIAGRAMS

65

CODE

- 452** W.D.612-4865
Standard Group 4 and 5
301-1961 Control Box Panel
301-2436 Control Box
517-0012 Dot Button
302-0538 Running Time Meter
304-0060 Resistor - High Temp
(1.72-Ohm, 25 Watt)
- 453** W.D.612-4881
Standard Group 4 and 5
301-1961 Control Box Panel
517-0012 Dot Button
304-0060 Resistor - High Temp
(1.72-Ohm, 25 Watt)
- 454** W.D.612-4883
Standard Group 4 and 5
301-1961 Control Box Panel
517-0012 Dot Button
304-0060 Resistor - High Temp
(1.72-Ohm, 25 Watt)
- 455** W.D.612-4891
Standard Group 4 and 5
301-1961 Control Box Panel
304-0217 Resistor (1-Ohm, 10 Watt)
320-0104 Emergency Relay - Low Oil Pressure
304-0060 Resistor - High Temp
(1.72-Ohm, 25 Watt)
- 456** W.D.612-4895
301-3732 Control Panel
301-2395 Panel Stop Bracket
301-2727 Panel Handle
308-0203 Output Phase Selector Switch
308-0012 Voltmeter Selector Switch
303-0076 Knob
302-0213 Frequency Meter
302-0465 Running Time Meter
302-0421 AC Voltmeter (0-300 Volt)
302-0458 Ammeter 0-80 Amps (3) (15.0 kW)
302-0419 Ammeter 0-50 Amps (3) (12.0 kW)
302-0418 Ammeter 0-30 Amps (3) (6.0 - 7.5 kW)
322-0044 Neon Signal Light (2)

CODE

- 457** W.D.612-4899
Standard Group 4 and 5
301-3567 Control Box Panel
307-1157 Relay Holddown Spring
332-0943 Spacer (2)
323-0760 Socket
307-1143 Generating Relay
304-0060 Resistor, High Temp.
(1.72-Ohm, 25 Watt)
- 458** W.D.612-4900
Standard Group 4 and 5
301-1961 Control Box Panel
517-0012 Dot Button
304-0060 Resistor - High Temp
(1.72-Ohm, 25 Watt)
- 459** W.D.612-4905
Standard Group 4 and 5
517-0012 Dot Button
301-2376 Control Box Panel
304-0217 Resistor (1-Ohm, 10 Watt)
307-1129 Relay
320-0104 Relay - Low Oil Pressure
304-0060 Resistor - High Temp
(1.72-Ohm, 25 Watt)
- 460** W.D.612-4907
Standard Group 4 and 5
301-2376 Control Box Panel
304-0217 Resistor (1-Ohm, 10 Watt)
307-1129 Relay
320-0221 Emergency Relay - Low Oil Pressure
304-0060 Resistor - High Temp
(1.72-Ohm, 25 Watt)
- 461** W.D.612-4908
Standard Group 4 and 5
301-3567 Control Box Panel
307-1143 Generating Relay
323-0780 Socket
332-0943 Spacer (2)
307-1157 Relay Holddown Spring
304-0060 Resistor - High Temp
(1.72-Ohm, 25 Watt)
304-0217 Resistor (1-Ohm, 10 Watt)
- 462** W.D.612-4909
Standard Group 4 and 5
301-2376 Control Box Panel
307-1129 Relay
304-0060 Resistor (1.72-Ohm, 25 Watt) High Temp

CONTROL SECTION

WIRING DIAGRAMS

CODE

463

W.D.612-4917

Standard Group 4 and 5
 301-1961 Control Box Panel
 304-0217 Resistor (1-Ohm,
 10 Watt)
 320-0104 Emergency Relay - Low
 Oil Pressure
 304-0060 Resistor - High Temp
 (1.72-Ohm, 25 Watt)

464

W.D.612-4918

Standard Group 4 and 5
 301-2376 Control Box Panel
 307-1129 Relay
 320-0221 Emergency Relay -
 Low Oil Pressure
 304-0060 Resistor - High Temp
 (1.72-Ohm, 25 Watt)

465

W.D.612-4924

Standard Group 4 and 5
 301-2376 Control Box Panel
 304-0217 Resistor (1-Ohm,
 10 Watt)
 307-1129 Relay
 320-0221 Emergency Relay -
 Low Oil Pressure
 304-0060 Resistor High Temp
 (1.72-Ohm, 25 Watt)

466

W.D.612-4943

301-2308 Panel, Instrument
 302-0444 Ammeter - AC (0-35
 Amp) - 3
 308-0012 Switch, Voltmeter
 Selector
 303-0076 Knob
 302-0221 Meter, Frequency -
 60 Hertz
 302-0256 Meter, Frequency -
 50 Hertz
 302-0466 Meter, Running Time -
 60 Hertz
 302-0469 Meter, Running Time -
 50 Hertz
 302-0715 Ammeter, AC - 0-15
 Amp (4.5, 6.0 kW)
 302-0460 Ammeter, AC - 0-20
 Amp (7.5, 9.0 kW)
 302-0418 Ammeter, AC - 0-30
 Amp (12.5 kW)
 302-0612 Voltmeter, AC
 (0-500 Volt)
 320-0483 Breaker, Circuit -
 10 Amp (4,5, 6.0kW)

CODE

466

W.D.612-4943 (Continued)

320-0485 Breaker, Circuit -
 15 Amp (7.5, 9.0 kW)
 320-0487 Breaker, Circuit -
 25 Amp (12.5 kW)
 320-0488 Breaker, Circuit -
 30 Amp (15.0 kW)

466A

W.D.612-4977

Standard Group 1
 301-2750 Control Box
 301-3567 Control Box Panel
 332-0611 Terminal Block
 332-0612 Marker Strip
 508-0117 Grommet - Output Box
 517-0019 Dot Button
 332-0706 Terminal Block
 332-0707 Marker Strip
 309-0270 Thermostat (Low Engine
 Temp)
 303-0097 Rheostat, Voltage
 Adjusting (75-Ohm)
 307-1157 Spring, Relay Holddown
 332-0943 Spacer (2)
 323-0760 Socket
 307-1143 Generating Relay
 307-1129 Relay (2)
 307-0655 Relay (2) (1 High Temp,
 1 Low Oil Pressure)
 320-0259 Relay, Emergency
 (Low Oil Pressure)
 307-1046 Start Solenoid Relay
 322-0069 Lamp Holder (3) (High
 Temp - Low Oil Pressure -
 Overspeed)
 322-0004 Lamp (3) - High Temp - Low
 Oil Pressure - Overspeed
 312-0052 Condenser 1 Mfd.

467A

W.D.612-4987

301-3239 Control Panel
 301-2395 Panel Stop Bracket
 301-2727 Panel Handle
 308-0203 Output Phase Selector
 Switch
 322-0044 Neon Signal Light (2)

467

W.D.612-4997

Standard Group 4 and 5
 301-3567 Control Box Panel

468

W.D.612-5013

Standard Group 4 and 5
 301-2376 Control Box Panel
 304-0217 Resistor (1-Ohm, 10 Watt)

CONTROL SECTION

WIRING DIAGRAMS

67

CODE

468	W.D.612-5013 (Continued)
307-0655	Emergency Relay (High Temp)
307-1129	Relay
320-0221	Emergency Relay (Low Oil Pressure)
322-0069	Lamp Holder (2) - Low Oil Pressure - High Temp
322-0004	Lamp (2) Low Oil Pressure - High Temp
304-0060	Resistor (1.72-Ohm, 25 Watt)

469

W.D.612-5053

Standard Group 4 and 5

301-2376	Control Box Panel
307-0655	Relay, Emergency Latch (Overspeed)
307-1129	Relay
320-0104	Emergency Relay (Low Oil Pressure)
322-0069	Lamp Holder (Overspeed)
322-0004	Lamp (Overspeed)
304-0060	Resistor - High Temp (1.72-Ohm, 25 Watt)
304-0217	Resistor (1-Ohm, 10 Watt)

470

W.D.612-5061

Standard Group 4 and 5

301-2436	Control Box
301-1961	Control Box Panel
320-0104	Emergency Relay - Low Oil Pressure
304-0060	Resistor - High Temp (1.72-Ohm, 25 Watt)
304-0217	Resistor (1-Ohm, 10 Watt)

472

W.D.615-0368

301-2027	Instrument Box
301-2116	Instrument Panel
301-2076	Instrument Box Bracket
508-0009	Rubber Grommet
301-1027	Meter Box
301-1026	Meter Box Cover
508-0008	Grommet
302-0444	Ammeter, AC - 0-35 Amp (15.0 kW)
308-0012	Voltage Switch
303-0076	Knob
302-0466	Running Time Meter (60 Hertz)

CODE

472	W.D.615-0368 (Continued)
302-0469	Running Time Meter (50 Hertz)
302-0221	Frequency Meter (60 Hertz)
302-0256	Frequency Meter (50 Hertz)
302-0612	AC Voltmeter - 0-500 V
302-0418	AC Ammeter - 0-30 Amp (12.5 kW)
320-0487	Circuit Breaker - 25 Amp (12.5 kW)
320-0488	Circuit Breaker - 30 Amp (15.0 kW)

473

W.D.615-0370

301-2027	Instrument Box
301-2077	Instrument Panel
402-0078	Rubber Mount
508-0009	Rubber Grommet
308-0012	Voltmeter Switch
303-0076	Knob
302-0421	AC Voltmeter (0-300 Volt)
302-0419	AC Ammeter (3) 0-50 Amp (12.5 kW)
302-0458	AC Ammeter (3) 0-80 Amp (15.0 kW)
320-0187	Tie Bar
320-0198	Circuit Breaker - 45 Amp (12.5 kW)
320-0195	Circuit Breaker - 55 Amp (15.0 kW)

474

W.D.615-0371

301-2027	Instrument Box
301-2099	Instrument Panel
402-0078	Rubber Mounts
508-0009	Grommet
308-0012	Voltmeter Switch
303-0076	Knob
302-0465	Running Time Meter (60 Hertz)
302-0468	Running Time Meter (50 Hertz)
302-0213	Frequency Meter (60 Hertz)
302-0234	Frequency Meter (50 Hertz)
302-0421	AC Voltmeter (0-300 Volt)
302-0419	AC Ammeter (3) 0-50 Amp (12.5 kW)
302-0458	AC Ammeter (3) 0-80 Amp (15.0 kW)
320-0187	Tie Bar
320-0198	Circuit Breaker (3) 45 Amp (12.5 kW)
320-0195	Circuit Breaker (3) 55 Amp (15.0 kW)

CONTROL SECTION

WIRING DIAGRAMS

CODE

474

W.D.615-0371 (Continued)

508-0008 Grommet
301-0778 Meter Box
301-0779 Meter Box Cover

475

W.D.615-0372

301-2027 Instrument Box
301-2085 Instrument Panel
402-0078 Rubber Mounting
508-0009 Rubber Grommet
302-0421 AC Voltmeter -
0-300 Volt
302-0458 Ammeter, AC - 0-80
Amp (2)
320-0202 Tie Bar
320-0195 Circuit Breaker -
55 Amp - (2) (12.5kW)
320-0366 Circuit Breaker -
65 Amp - (2) (15.0kW)

476A

W.D.615-0375

301-2027 Instrument Box
301-2077 Instrument Panel
402-0078 Rubber Mounts
508-0009 Rubber Grommets
308-0012 Voltmeter Switch
303-0076 Knob
302-0421 AC Voltmeter 0-300 V
302-0187 AC Ammeter 0-50 Amp
(3)
320-0187 Tie Bar
320-0153 Circuit Breaker (3) -
40 Amp (12.5 kW)
320-0198 Circuit Breaker (3) -
45 Amp (15.0 kW)

476

W.D.615-0373

301-2027 Instrument Box
301-2086 Instrument Panel
402-0078 Rubber Mount
508-0009 Rubber Grommet
302-0465 Running Time Meter
(60 Hertz)
302-0468 Running Time Meter
(50 Hertz)
302-0213 Frequency Meter
(60 Hertz)
302-0234 Frequency Meter
(50 Hertz)
302-0421 AC Voltmeter 0-300 V
302-0458 AC Ammeter (2) -
0-80 Amp
320-0202 Tie Bar
320-0195 Circuit Breaker (2)
55 Amp (12.5 kW)

CODE

476

W.D.615-0373 (Continued)

320-0366 Circuit Breaker (2)
65 Amp (15.0 kW)

477

W.D.615-0376

301-2027 Instrument Box
301-2099 Instrument Panel
402-0078 Rubber Mount
508-0009 Rubber Grommet
508-0008 Grommet - Meter Box
301-0778 Meter Box
301-0779 Meter Box Cover
308-0012 Voltmeter Switch
303-0076 Knob
302-0466 Running Time Meter
(60 Hertz)
302-0469 Running Time Meter
(50 Hertz)
302-0221 Frequency Meter (60 Hertz)
302-0256 Frequency Meter (50 Hertz)
302-0421 AC Voltmeter (0-300 Volt)
302-0419 AC Ammeter (3) - 0-50 Amp
320-0187 Tie Bar
320-0153 Circuit Breaker (3)
40 Amp (12.5 kW)
320-0198 Circuit Breaker (3)
45 Amp (15.0 kW)

478

W.D.615-0377

301-2027 Instrument Box
301-2116 Instrument Panel
402-0078 Rubber Mount
508-0009 Rubber Grommet
308-0012 Voltmeter Switch
303-0076 Knob
302-0422 AC Voltmeter 0-600 Volt
302-0418 AC Ammeter (3) 0-30 Amp
320-0486 Circuit Breaker - 20 Amp
(12.5 kW)
320-0487 Circuit Breaker - 25 Amp
(15.0 kW)

479

W.D.615-0378

301-2027 Instrument Box
301-3522 Control Panel
402-0078 Rubber Mount
508-0009 Rubber Grommet
302-0221 Frequency Meter (60 Hertz)
302-0256 Frequency Meter (50 Hertz)
302-0466 Running Time Meter
(60 Hertz)
302-0469 Running Time Meter
(50 Hertz)
302-0421 AC Voltmeter - 0-300 Volt
302-0458 AC Ammeter - 0-80 Amp

CONTROL SECTION

WIRING DIAGRAMS

CODE

484A W.D. 615-0391

301-2304	Instrument Box
301-3741	Instrument Panel
402-0078	Rubber Mount
508-0009	Rubber Grommet
322-0049	Lampholder
322-0026	Lamp
308-0203	Output Phase Selector Switch
308-0012	Voltmeter Switch
303-0076	Knob
302-0421	AC Voltmeter (0-300 V)
302-0465	Running Time Meter
302-0213	Frequency Meter
302-0458	AC Ammeter (3) 0-80 Amp
322-0044	Signal Neon Light (2)

484 W.D. 615-0392

301-2027	Instrument Box
301-2681	Instrument Panel
402-0078	Rubber Mount
508-0009	Rubber Grommet
308-0012	Voltmeter Switch
303-0076	Knob
302-0465	Running Time Meter
302-0213	Frequency Meter
302-0421	AC Voltmeter (0-300 V)
302-0419	AC Ammeter 0-50 Amp - 3 - (12.5 kW)
302-0458	AC Ammeter 0-80 Amp - 3 - (15.0 kW)

485 W.D. 615-0395

301-2027	Instrument Box
301-2116	Instrument Panel
402-0078	Rubber Mount
508-0009	Rubber Grommet
308-0012	Voltmeter Switch
303-0076	Knob
302-0612	AC Voltmeter (0-500V)
302-0418	AC Ammeter - 0-30 Amp (3) (12.5 kW)
302-0444	AC Ammeter - 0-35 Amp (3) (15.0 kW)
320-0487	Circuit Breaker - 25 Amp (12.5 kW)
320-0488	Circuit Breaker - 30 Amp (15.0 kW)

486 W.D. 615-0396

301-2027	Instrument Box
301-2822	Instrument Panel
402-0078	Rubber Mount
508-0009	Rubber Grommet
308-0012	Voltmeter Switch

CODE

486 W.D. 615-0396 (Continued)

303-0076	Knob
302-0421	AC Voltmeter 0-300 V
302-0419	AC Ammeter (3) 0-50 Amp (12.5 kW)
302-0458	AC Ammeter (3) 0-80 Amp (15.0 kW)

489 W.D. 625-1304
Regulator Filter

CONTROL SECTION

WIRING DIAGRAMS

69

CODE

479 W.D.615-0378
320-0195

320-0366

(Continued)

Circuit Breaker -
55 Amp (12.5 kW)
Circuit Breaker -
65 Amp (15.0 kW)

480 W.D.615-0381

301-2027 Instrument Box
301-2116 Instrument Panel
402-0078 Rubber Mount
508-0009 Rubber Grommet
508-0008 Grommet - Meter Box
301-1027 Meter Box
301-1026 Meter Box Cover
308-0012 Voltmeter Switch
303-0076 Knob
302-0467 Running Time Meter
(60 Hertz)
302-0470 Running Time Meter
(50 Hertz)
302-0716 Frequency Meter
(60 Hertz)
302-0825 Frequency Meter
(50 Hertz)
302-0422 AC Voltmeter (0-600 V)
302-0418 AC Ammeter (3) -
0-30 Amp
320-0486 Circuit Breaker -
20 Amp (12.5 kW)
320-0487 Circuit Breaker -
25 Amp (15.0 kW)

481 W.D.615-0383

301-2027 Instrument Box
301-2681 Instrument Panel
402-0078 Rubber Mount
508-0009 Rubber Grommet
320-0458 Circuit Breaker
Enclosure
308-0012 Voltmeter Switch
303-0076 Knob
304-0536 Resistor - 9,000-Ohm,
50 Watt
302-0465 Running Time Meter
302-0717 Frequency Meter
302-0423 AC Voltmeter
0-750 Volt
302-0460 AC Ammeter 0-20 Amp
(12.5 kW)
302-0418 AC Ammeter 0-30 Amp
(15.0 kW)
320-0514 Circuit Breaker -
15 Amp (12.5 kW)
320-0459 Circuit Breaker -
20 Amp (15.0 kW)

CODE

481A W.D.615-0386

301-2304 Instrument Box
301-3741 Instrument Panel
402-0078 Rubber Mount
508-0009 Rubber Grommet
308-0203 Output Phase Selector
Switch
308-0012 Voltmeter Switch
303-0076 Knob
302-0421 AC Voltmeter (0-300 V)
302-0465 Running Time Meter
302-0213 Frequency Meter
302-0458 AC Ammeter (0-80 Amp)
(3)
322-0044 Signal Neon Light (2)

482 W.D.615-0387

301-2027 Instrument Box
301-2681 Instrument Panel
402-0078 Rubber Mount
508-0009 Rubber Grommet
308-0012 Voltmeter Switch
303-0076 Knob
302-0422 AC Voltmeter (0-600 V)
302-0467 Running Time Meter
302-0716 Frequency Meter
302-0418 AC Ammeter 0-30 Amp (3)

483 W.D.615-0389

301-2027 Instrument Box
301-2752 Instrument Panel
402-0078 Rubber Mount
508-0009 Rubber Grommet
302-0465 Running Time Meter
(60 Hertz)
302-0468 Running Time Meter
(50 Hertz)
302-0213 Frequency Meter
(60 Hertz)
302-0234 Frequency Meter
(50 Hertz)
302-0421 AC Voltmeter (0-300 V)
302-0458 AC Ammeter (2) (0-80
Amp)

483A W.D.615-0390

301-2027 Instrument Box
301-3013 Instrument Panel
402-0078 Rubber Mount
508-0009 Rubber Grommet
302-0421 AC Voltmeter (0-300 V)
302-0458 AC Ammeter (2) 0-80 Amp

ENGINE SECTION

1

CONTAINS THE FOLLOWING-

ENGINE PARTS FOR JC SERIES GENERATOR UNITS.

ALL ENGINE PARTS ARE LISTED IN ALPHABETICAL ORDER (A THRU Z).

THE PREDOMINATING NOUN OF ANY PHRASE HAS ALWAYS BEEN LISTED


FIRST WHENEVER MORE THAN ONE WORD DESCRIBES ANY ITEM. THUS A

CONNECTING ROD ASSEMBLY IS LISTED AS: ROD ASSEMBLY, CONNECT-

ING. THE MAIN HEADING COLUMNS ARE FOR SPEC A THRU G, SPEC H

THRU M AND SPEC P THRU U.

ENGINE SECTION



PART NUMBER	DESCRIPTION	SPEC. A-G		SPEC. H-M		SPEC. P-U		SPEC. A-A		SPEC
		M	R	M	R	M	R	M	R	
-A-										
140-0647	Adapter, Air Cleaner - Includes Nylon Tube (Replaces #140-0557)									
	- Spec A Through Q	1			1					
140-0933	Adapter, Air Cleaner - Includes Nylon Tube - Begin Spec R					1			1	
153-0315	Adapter, Electric Choke - Spec A Through K	1			1					
231-0099	Adapter, Engine to Generator - Spec A Through J	1			1					
231-0111	Adapter, Engine to Generator - Begin Spec K					1			1	
140-0645	Adapter, Oil Bath Air Cleaner Hose (OPTIONAL Equipment)									
122-0182	Adapter, Oil Filter	1			1				1	
112-1169	Adapter, PCV Valve - Begin Spec T					2			2	
153-0395	Armature, Thermo-Magnetic Choke - Begin Spec L				1				1	
150-0836	Arm, Governor - Governor Shaft to Carburetor - Spec A Thru Q	1			1					
150-1091	Arm, Governor - Governor Shaft to Carburetor - Begin Spec R					1			1	
115-0128	Arm, Rocker - Exhaust	4			4				4	
115-0129	Arm, Rocker - Intake	4			4				4	
-B-										
103-0271	Backplate, Gear Cover (To replace #103-0220 on early models also order #134-1532 Baffle)	1			1				1	
134-1532	Baffle, Backplate - Starter Hole (Not used on early models)				1				1	
123-0865	Baffle, Breather Tube - Spec A Through S	1			1				1	
134-1430	Baffle, Center - VACU-FLO Cooled Sets	1			1				1	
134-1097	Baffle, Cylinder - Carburetor Side	1			1				1	
134-1098	Baffle, Cylinder - Opposite Carburetor Side	1			1				1	
134-1427	Baffle, Front - Vacu-Flo Cooled Sets	1			1				1	
134-1428	Baffle, Rear - VACU-FLO Cooled Sets	1			1				1	
110-1312	Baffle, Fuel Distribution	2			2				2	
510-0014	Ball, Bearing - Governor Shaft Thrust - Spec A Through E	1			1				1	
510-0043	Ball, Bearing - Governor Shaft Thrust - Begin Spec F	1			1				1	
510-0046	Ball, Fly - Governor Spec A Only	12								
510-0046	Ball, Fly - Governor - Begin Spec B	10			10				10	
115-0127	Ball, Rocker Arm	8			8				8	
140-0519	Band, Oil Bath Air Cleaner (OPTIONAL Equip.)									
* - Refer to Accessory Sections For Component Parts.										

* - Refer to Accessory Sections For Component Parts.

ENGINE SECTION

3

PART NUMBER	DESCRIPTION	SPEC. A-G		SPEC. H-M		SPEC. P-U		SPEC. A-A		SPEC
		M	R	M	R	M	R	M	R	
	Bar Assembly, Lifting - (Order #403-0690 (2) 800-0009 and (2) 850-0060) - Spec A Through J	1			1					
102-0476	Base, Oil - Spec A Through J	1			1					
102-0539	Base, Oil - Begin Spec K								1	
102-0549	Base, Oil - This Oil Base is drilled for #102-0558 Oil Base Heater and/or #123-0748 Oil Level Maintainer Kit -									
	Begin Spec K (Optional Equipment)									
510-0082	Bearing, Governor Shaft Needle - For 1/4" Shaft	1			1					
510-0048	Bearing, Governor Shaft Needle - For 1/2" Shaft	1			1					
114-0164	Bearing Half, Connecting Rod - Standard	8			8					
114-0164-02	Bearing Half, Connecting Rod - .002" Undersize	8			8					
114-0164-10	Bearing Half, Connecting Rod - .010" Undersize	8			8					
114-0164-20	Bearing Half, Connecting Rod - .020" Undersize	8			8					
114-0164-30	Bearing Half, Connecting Rod - .030" Undersize	8			8					
101-0361	Bearing Half, Precision Main - Center - Standard	2			2					
101-0361-02	Bearing Half, Precision Main - Center - .002" Undersize	2			2					
101-0361-10	Bearing Half, Precision Main - Center - .010" Undersize	2			2					
101-0361-20	Bearing Half, Precision Main - Center - .020" Undersize	2			2					
101-0361-30	Bearing Half, Precision Main - Center - .030" Undersize	2			2					
101-0364	Bearing, Precision Camshaft - Center - Standard Only	1			1					
101-0363	Bearing, Precision Camshaft - Front - Standard Only	1			1					
101-0365	Bearing, Precision Camshaft - Rear - Standard Only	1			1					
101-0359	Bearing, Precision Main - Front or Rear - Standard	2			2					
101-0359-02	Bearing, Precision Main - Front or Rear - .002" Undersize	2			2					
101-0359-10	Bearing, Precision Main - Front or Rear - .010" Undersize	2			2					
101-0359-20	Bearing, Precision Main - Front or Rear - .020" Undersize	2			2					
101-0359-30	Bearing, Precision Main - Front or Rear - .030" Undersize	2			2					
110-1328	Block Assembly, Cylinder - Includes Bearings	1			1					
153-0386	Body, Thermo-Magnetic Choke - Bearing Spec L									
101-0342	Bolt, Center Bearing Housing	2			2					
805-0012	Bolt, Place - Connecting Rod (5/16-24 x 1-13/16")	8			8					
805-0019	Bolt, Place - Bearing Plate (3/8-16 x 1-1/4")	6			6					
149-0116	Bowl, Fuel Pump - Glass	1			1					
403-0890	Brace, Lifting Bracket (Not used on Early Models)									
134-1089	Bracket, Air Housing Door Panel	2			2					
160-0886	Bracket, Coil Mounting - VACU-FLO Cooled Sets	1			1					
134-1429	Bracket, Cylinder Shroud Mounting - VACU-FLO Cooled Sets	1			1					
153-0324	Bracket, Electric Choke - Spec A Through K	1			1					
150-0814	Bracket, Governor - Spec A Through Q - PRESSURE Cooled Sets	1			1					
150-1110	Bracket, Governor - Begin Spec R - PRESSURE Cooled Sets	1			1					
150-0812	Bracket, Governor - VACU-FLO Cooled Sets - Spec A Through Q	1			1					
150-1107	Bracket, Governor - Begin Spec R - VACU-FLO Cooled Sets	1			1					
309-0195	Bracket, High Air Temp. Switch (OPTIONAL Equipment)	1			1					
816-0212	Bolt, Carriage - Cushion Mounting - Pressure Cooled Sets	4			4					

* - Refer to Accessory Section for Component Parts.

* - Refer to Accessory Section for Component Parts.

ENGINE SECTION

PART NUMBER	DESCRIPTION	SPEC. A-G		SPEC. H-M		SPEC. P-U		SPEC. A-A		SPEC
		M	R	M	R	M	R	M	R	
403-0690	Bracket, Lifting - Begin Spec K									
120-0602	Bracket, Oil Intake Cup									
191-0365	Bracket, Starter Support		1							
505-0128	Bushing, Pipe Reducer - Algas Regulator Outlet (OPTIONAL Equip.)									
114-0170	Bushing, Piston Pin - Connecting Rod (Half)		8							
402-0046	Bushing, Spacer - Spec A Through J		4							
402-0290	Bushing, Spacer - Begin Spec K									
402-0362	Bushing, Spacer - Lifting Bracket (Not used on Early Models)									
517-0021	Burton, Dot - Scroll - To Spec R - VACU-FLO Cooled Sets . . .		4							
517-0035	Button, Dot - Scroll - Begin Spec R - VACU-FLO Cooled Sets . .									
-C-										
416-0021	Cable, Battery (20-1/2") - UNHOUSED Sets									
416-0037	Cable, Battery (48") - HOUSED Sets		2							
416-0133	Cable, Battery Jumper - HOUSED Sets		2							
167-1426	Cable, Coil to Distributor - Includes Suppressor - PRESSURE Cooled Sets		1							
167-1425	Cable, Coil to Distributor - Includes Suppressor - VACU-FLO Cooled Sets		1							
167-1409	Cable, Spark Plug - Includes Suppressor - 15-1/2"		1							
167-1410	Cable, Spark Plug - Includes Suppressor - 25-1/2"		3							
105-0240	Camshaft - Includes Center Pin - Spec A Through N		1							
105-0275	Camshaft - Includes Center Pin - Begin Spec P		1							
123-0698	Cap and Indicator, Oil Fill		1							
123-0458	Cap, Breather Tube - Spec A Through H		1							
123-0787	Cap, Breather Tube - Spec J Through S		1							
123-1168	Cap, Breather - Begin Spec T									
110-0859	Cap, Valve Stem		8							
143-0218	*Carburetor - Gasoline - Spec A Only - Order #141-0759		1							
143-0222	*Carburetor - Gasoline - Spec B Through K - Order #141-0759 .		1							
143-0304	*Carburetor - Gasoline - Spec L Through P - Order #141-0759 .		1							
141-0685	*Carburetor - Gasoline - Begin Spec R									
143-0229	*Carburetor - Gas-Gasoline - Order #141-0758 Spec A Thru K . .		1							
143-0307	*Carburetor - Gas-Gasoline - Spec L Thru P - Order #141-0758 .									
141-0720	*Carburetor - Gas-Gasoline - Begin Spec R									
143-0243	*Carburetor - Gas - Prior to Spec L - Spec A Through K - Order #141-0757		1							
143-0318	*Carburetor - Gas - Spec L Through P - Order #141-0757									

* - Refer to Accessory Section for Components Parts.

ENGINE SECTION

5

PART NUMBER	DESCRIPTION	SPEC. A-G			SPEC. H-M			SPEC. P-U			SPEC. A-A			SPEC.
		M	R	R	M	R	R	M	R	M	R			
141-0725	*Carburetor - Gas - Begin Spec R													
503-0171	Clamp, Breather Hose		2			2			1				1	
166-0279	Clamp, Coil		1			1			2				2	
416-0096	Clamp, Harness Support		2			2			1				1	
503-0365	Clamp, Oil Bath Air Cleaner Hose (OPTIONAL Equipment)													
503-0032	Clamp, Regulator to Carburetor Hose (OPTIONAL Equipment)													
140-0500	Cleaner, Air - Oil Bath Type (OPTIONAL Equipment)													
140-0677	*Cleaner Kit, Oil Bath Air-Conversion (OPTIONAL Equipment for UNHOUSED Sets Only)													
870-0179	Clip, "J" - Fastener Screw - Door Panel & Cover - Replaces #870-0178 - VACU-FLO Cooled Sets		8			8			8				8	
332-0052	Clip, Spark Plug Cables		1			1			1				1	
870-0194	Clip, "U" - Fastener Screw - Door Panel & Cover - Replaces #870-0178		6			6			6				6	
307-1203	Coil Assembly, Thermo-Magnetic Choke Solenoid - Begin Spec L .													
166-0278	Coil, Ignition		1			1			1				1	
312-0193	Condenser, Ignition Coil		1			1			1				1	
148-0519	Connector, Hose - Regulator (OPTIONAL Equipment)													
502-0097	Connector, Inverted Male - Adapter Oil Line to Tee - Gasoline Sets - Spec P Through S													
502-0030	Connector, Inverted Male - Adapter Oil Line to Tee - Gasoline Sets		1			1			1				1	
502-0030	Connector, Inverted Male - Adapter Oil Line to Tee - Gas and Gasoline Sets Prior to Serial #698178		1			1								
502-0097	Connector, Inverted Male - Adapter Oil Line to Tee - Gas and Gasoline Sets - Serial #698178 Through Spec S		1			1			1				1	
502-0394	Connector, Inverted Male - Cylinder Head (Restricted) - Spec T Through Z								2				2	
502-0281	Connector, Inverted Male - Cylinder Head (Restricted) - Begin Spec AA													
502-0274	Connector, Inverted Male - Rear Cylinder Head Oil Line (At Head) - Gasoline Sets - Spec P Through S								1					
502-0097	Connector, Inverted Male - Rear Cylinder Head Oil Line - Gasoline Sets - Spec A Through N		1			1								
502-0097	Connector - Inverted Male - Rear Cylinder Head Oil Line - Gas and Gasoline Sets Prior to Serial #698178		1			1								
502-0097	Connector - Inverted Male - Rear Cylinder Head Oil Line (At TEE) - Spec A Through S		1			1			1				1	
502-0274	Connector - Inverted Male - Rear Cylinder Head Oil Line (At HEAD) Gas and Gas-Gasoline Sets Begin Serial #698178 Through Spec S		1			1							1	
153-0391	Core, Solenoid - Thermo-Magnetic Choke - Begin Spec L								1					
505-0032	Coupling, Exhaust - UNHOUSED Sets		1			1			1				1	
140-0594	Cover, Air Cleaner		1			1			1					
140-0790	Cover, Air Cleaner (Also used on Sets with Vernatherm type Carburetor Air Heater)													

* - Refer to Accessory Section for Component Parts.

ENGINE SECTION

PART NUMBER	DESCRIPTION	SPEC. A-G		SPEC. H-M		SPEC. P-U		SPEC. A-A		SPEC
		M	R	M	R	M	R	M	R	
153-0325	Cover Assembly, Choke - 12 Volt - Spec A Through K		1		1					
103-0277	Cover Assembly, Gear - (Replace #103-0241) Also order #103-0251 Gear Cover Gasket - Spec A Through E		1							
103-0277	Cover Assembly, Gear - Begin Spec F (Replaces #103-0262)		1				1		1	
160-0719	Cover, Breaker Plate		1		1		1		1	
134-1119	Cover, Cylinder Air Housing - Spec A Only		1							
134-1201	Cover, Cylinder Air Housing - Spec B Through P		1		1					
134-1785	Cover, Cylinder Air Housing - Gasoline Sets - Begin Spec R		1							
134-1910	Cover, Cylinder Air Housing - Gas and Gas-Gasoline Sets - Begin Spec R									
134-1434	Cover, Cylinder Shroud - VACU-FLO Cooled Sets		1		1				1	
134-1415	Cover, Governor Access - VACU-FLO Cooled Sets				1				1	
115-0197	Cover, Rocker (with oil line)		2		2				2	
153-0389	Cover, Thermo-Magnetic Choke - Begin Spec L		1		1				1	
104-0429	Crankdog, Flywheel - OPTIONAL		1		1				1	
192-0268	Crank, Hand - OPTIONAL		1		1				1	
104-0460	Crankshaft		1		1				1	
150-0833	Cup, Governor - Spec A Only		1							
150-0857	Cup, Governor - Begin Spec B		1		1				1	
120-0551	Cup, Oil Pump Intake - Spec A Through G		1							
120-0601	Cup, Oil Pump Intake				1					
402-0285	Cushion, Vibration Mount - Cone Shaped - Engine End - Begin Spec K				1					
402-0287	Cushion, Vibration Mount - Cone Shaped - Generator End - Spec A Through F				2				2	
402-0038	Cushion, Vibration Mount - Cylindrical Shaped - Lower Engine End - Spec A Through K				2					
402-0251	Cushion, Vibration Mount - Cylindrical Shaped - Lower Generator End - Spec A Through J		2		2					
402-0036	Cushion, Vibration Mount - Cylindrical Shaped - Upper - Spec A Through J		4		4					
402-0361	Cushion, Vibration - Lifting Bracket (Not Used on Early Models)						2		2	
402-0286	Cushion, Vibration Mounts - Gen. End - Cone Shaped - Begin Spec AA								2	
-D-										
160-0263	Diaphragm, Start-Disconnect Switch Plunger		1		1				1	
160-0806	Disc, Thrust - Plunger Bearing		1		1				1	
166-0307	*Distributor - Includes Gear - PRESSURE Cooled Sets		1		1				1	
166-0515	*Distributor - Includes Gear - VACU-FLO Cooled Sets		1		1				1	

* - Refer to Accessory Section for Component Parts.

ENGINE SECTION

7

PART NUMBER	DESCRIPTION	SPEC. A-G		SPEC. H-M		SPEC. P-U		SPEC. A-A		SPEC
		M	R	M	R	M	R	M	R	
-E-										
502-0002	Elbow, Carburetor Inlet (90°) - Spec A Through K									
502-0065	Elbow, Carburetor Inlet (45°) - Begin Spec L	1				1				1
505-0043	Elbow, Exhaust - HOUSED Sets Only		2				2			2
505-0002	Elbow, Fuel Pump Inlet and Outlet		2				2			2
502-0037	Elbow, Inverted Male - Oil Line to Filter Adapter							1		1
502-0019	Elbow, Inverted Male - Oil Line to Filter Adapter - Gasoline Sets	1								
502-0019	Elbow, Inverted Male - Oil Line to Filter Adapter - Gas and Gas-Gasoline Sets Prior to Serial #698178	1								
502-0037	Elbow, Inverted Male - Oil Line to Filter Adapter - Gas and Gas-Gasoline Sets - Begin Serial #698178	1								
505-0039	Elbow, Pipe - Gas Regulator Outlet (OPTIONAL Equipment)									
502-0020	Elbow, Street - Fuel Pump Inlet - Begin Spec F	1				1				1
502-0053	Elbow, Street - 45° - Oil Gauge (Also 1 used to mount optional low oil pressure switch)	1				1		1		1
140-0636	Element and Retainer - Air Cleaner	1				1		1		1
153-0321	Element, Electric Choke Bi-Metal - Spec A Through K	1				1		1		1
-F-										
122-0185	Filter, Oil	1				1				1
155-0782	Flange, Exhaust Manifold Outlet	1				1		1		1
191-0512	Flange, Starter Motor Mounting - Replaces #191-0310	1				1		1		1
	Flywheel - Includes Ring Gear - Order #134-1406	1								
134-1406	Flywheel - Includes Ring Gear & Hub Assembly - PRESSURE COOLED SETS					1		1		1
104-0572	Flywheel - Includes Ring Gear and Hub - VACU-FLO Cooled Sets	1				1		1		1
134-1404	Flywheel - Includes Ring Gear, Less Hub					1		1		1
153-0392	Frame, Solenoid - Thermo-Magnetic Choke - Begin Spec L					1		1		1
-G-										
193-0006	Gauge, Oil Pressure (Replaces #193-0122)	1				1				1
140-0584	Gasket, Air Cleaner	1				1		1		1
140-0585	Gasket, Air Cleaner Adapter to Carburetor - Spec A Thru Q	1				1		1		1

ENGINE SECTION

PART NUMBER	DESCRIPTION	SPEC. A-G		SPEC. H-M		SPEC. P-U		SPEC. A-A		SPEC
		M	R	M	R	M	R	M	R	
140-0921	Gasket, Air Cleaner Adapter to Carburetor - Begin Spec R									
160-0721	Gasket, Breaker Plate or Magneto Mounting		1		1		1		1	
141-0281	Gasket, Carburetor Mounting		1		1		1		1	
110-1223	Gasket, Cylinder Head		2		2		2		2	
154-0463	Gasket, Exhaust Manifold		4		4		4		4	
154-0738	Gasket, Exhaust Manifold Outlet		1		1		1		1	
149-0517	Gasket, Fuel Pump Bowl		1		1		1		1	
149-0792	Gasket, Fuel Pump Mounting		1		1		1		1	
103-0218	Gasket, Gear Cover Backplate		1		1		1		1	
103-0219	Gasket, Gear Cover - Spec A Through E (Cast Iron Cover)		1		1		1		1	
103-0251	Gasket, Gear Cover - Begin Spec F (Die Cast Cover)		1		1		1		1	
154-0733	Gasket, Intake Manifold		2		2		2		2	
#	Gasket Kit, Carburetor		1		1		1		1	
101-0386	Gasket Kit, Bearing Plate - Includes Steel Shim		1		1		1		1	
120-0580	Gasket Kit, Oil Pump		1		1		1		1	
102-0475	Gasket, Oil Base		1		1		1		1	
123-0191	Gasket, Oil Fill Cap		1		1		1		1	
123-0667	Gasket, Oil Fill Tube Mounting		1		1		1		1	
122-0188	Gasket, Oil Filter Adapter		1		1		1		1	
115-0130	Gasket, Rocker Cover		2		2		2		2	
160-0707	Gear and Shaft Assembly, Timing		1		1		1		1	
105-0223	Gear, Camshaft - Spec A Only		1		1		1		1	
105-0218	Gear, Camshaft - Includes Flyball Spacer and Plate - Begin Spec B		1		1		1		1	
104-0418	Gear, Crankshaft		1		1		1		1	
166-0302	Gear, Distribution Drive		1		1		1		1	
104-0423	Gear, Ring		1		1		1		1	
134-1091	Grille, Crank Support - Sets WITH Hand Crank		1		1		1		1	
134-1178	Grille - Sets WITHOUT Hand Crank		1		1		1		1	
508-0002	Grommet, Bottom Housing Panel		2		2		2		2	
508-0109	Grommet, VACU-FLO Cooled Sets		2		2		2		2	
115-0196	Guide, Push Rod		2		2		2		2	
110-1501	Guide, Valve - Intake and Exhaust - Gasoline Sets - Standard . .		8		8		8		8	
110-1501-01	Guide, Valve - Intake and Exhaust - Gasoline Sets - .001" Oversize									
110-1501-05	Guide, Valve - Intake and Exhaust - Gasoline Sets - .005" Oversize									
110-1392	Guide, Valve - Exhaust - Gas and Gas-Gasoline Sets - Standard . .		4		4		4		4	
110-1392-01	Guide, Valve - Exhaust - Gas and Gas-Gasoline Sets - .001" Oversize									
110-1392-05	Guide, Valve - Exhaust - Gas and Gas-Gasoline Sets - .005" Oversize									

- Refer to Accessory Section for Carburetor Components.

ENGINE SECTION

9

PART NUMBER	DESCRIPTION	SPEC.			SPEC.			SPEC.			SPEC.		
		A-G			H-M			P-U			A-A		
		M	R		M	R		M	R		M	R	
110-1501	Guide, Valve - Intake - Gas and Gas-Gasoline Sets - Standard			4			4			4			4
110-1501-01	Guide, Valve - Intake - Gas and Gas-Gasoline Sets - .001" Oversize												
110-1501-05	Guide, Valve - Intake - Gas and Gas-Gasoline Sets - .005" Oversize												
	-H-												
402-0291	Hardware Package, Generator Set Mounting - PRESSURE Cooled Sets (Includes Bushing, Snubber, Washers, Bolt & Nut)			4			4			4			4
402-0364	Hardware Package, Generator Set Mounting - VACU-FLO Cooled Sets (Includes Bushing, Snubber, Washers, Screw and Nut) - Package Consists of Hardware for Four Mounts			1			1			1			1
338-0261	Harness, Distributor to Control			1			1			1			1
338-0262	Harness, Starter to Control			1			1			1			1
338-0332	Harness, Wiring - Choke - Begin Spec L			1			1			1			1
110-1439	Head, Cylinder - Gasoline Sets			2			2			2			2
110-1440	Head, Cylinder - Gas and Gas-Gasoline Sets			2			2			2			2
140-0893	*Heater Kit, Carburetor Air - PRESSURE Cooled Sets WITH Duct or Duct and Shutter									1			
140-0894	*Heater Kit, Carburetor Air - PRESSURE Cooled Sets WITHOUT Duct or Duct and Shutter									1			
140-0892	*Heater Kit, Carburetor Air - VACU-FLO Cooled Sets									1			
102-0558	Heater, Oil Base (OPTIONAL Equipment)												
153-0400	Heater Assembly, Thermostat-Thermo-Magnetic Choke - Spec L Through R			1			1			1			
153-0422	Heater Assembly, Thermostat-Thermo-Magnetic Choke - Begin Spec S									1			
503-0471	Hose, Breather - Begin Spec T									1			
503-0389	Hose, Breather to Adapter - Spec A Through H			1			1			1			
503-0416	Hose, Breather to Adapter - Spec J Through S			1			1			1			
503-0159	Hose, Gas - Regulator to Carburetor (OPTIONAL Equipment)												
503-0444	Hose, Oil Bath Air Cleaner (OPTIONAL Equipment)												
134-1087	Housing, Blower - PRESSURE Cooled Sets			1			1			1			1
134-1433	Housing, Blower - VACU-FLO Cooled Sets			1			1			1			1
134-1048	Housing, Cylinder - Air - Front (Flywheel End)			1			1			1			1
134-1051	Housing, Cylinder - Air - Rear			1			1			1			1
134-1401	Hub, Flywheel - PRESSURE Cooled Sets			1			1			1			1
104-0557	Hub, Flywheel - VACU-FLO Cooled Sets												

* - Refer to Accessory Section for Component Parts.

ENGINE SECTION

PART NUMBER	DESCRIPTION	SPEC. A-G		SPEC. H-M		SPEC. P-U		SPEC. A-A		SPEC
		M	R	M	R	M	R	M	R	
-I-										
110-1215	Insert, Exhaust Valve Seat - Stellite - Standard									
110-1215-02	Insert, Exhaust Valve Seat - Stellite - .002" Oversize									
110-1215-03	Insert, Exhaust Valve Seat - Stellite - .005" Oversize									
110-1215-10	Insert, Exhaust Valve Seat - Stellite - .010" Oversize									
110-1215-25	Insert, Exhaust Valve Seat - Stellite - .025" Oversize									
110-1214	Insert, Intake Valve Seat - Gasoline Fuel Sets - Standard . . .									
110-1214-02	Insert, Intake Valve Seat - Gasoline Fuel Sets - .002" Oversize									
110-1214-05	Insert, Intake Valve Seat - Gasoline Fuel Sets - .005" Oversize									
110-1214-10	Insert, Intake Valve Seat - Gasoline Fuel Sets - .010" Oversize									
110-1214-25	Insert, Intake Valve Seat - Gasoline Fuel Sets - .025" Oversize									
110-1287	Insert, Intake Valve Seat - Gas and Gas-Gasoline Fuel Sets - Standard									
110-1287-02	Insert, Intake Valve Seat - Gas and Gas-Gasoline Fuel Sets - .002" Oversize									
110-1287-05	Insert, Intake Valve Seat - Gas and Gas-Gasoline Fuel Sets - .005" Oversize									
110-1287-10	Insert, Intake Valve Seat - Gas and Gas-Gasoline Fuel Sets - .010" Oversize									
110-1287-25	Insert, Intake Valve Seat - Gas and Gas-Gasoline Fuel Sets - .025" Oversize									
508-0127	Insulator, Sleeve-High Air Temp. Switch Mounting (OPTIONAL Equipment)	1				1	2			1 2
153-0399	Insulator, Thermo-Magnetic Choke - Begin Spec L									
-J-										
150-0974	Joint Ball - Governor Link - Spec A Through Q	1				1	2			2
150-1081	Joint Ball - Governor Link - Begin Spec R									
-K-										
516-0036	Key, Cotter - Link to Carburetor - Spec A Through Q	1				1				1
515-0153	Key, Flywheel to Crankshaft	1				1				1
515-0001	Key, Gear Mtg. - Camshaft, Crankshaft and Distributor Gear . . .	3				3				3

ENGINE SECTION

11

PART NUMBER	DESCRIPTION	SPEC. A-G			SPEC. H-M			SPEC. P-U			SPEC. A-A			SPEC
		M	R		M	R		M	R		M	R		
153-0430	Kit, Choke - Complete - For sets originally equipped with this type choke												1	
-L-														
336-0028	Lead, Choke to Coil - Spec A Through K													
334-0028	Lead, Choke to Ground - Begin Spec L												1	
336-0333	Lead, Coil to Distributor												1	
153-0390	Lever, Thermostat - Thermo-Magnetic Choke - Begin Spec L												1	
159-0744	Line, Fuel Pump to Carburetor - Spec A Through K												1	
149-1016	Line, Fuel Pump to Carburetor - Spec L Through P												1	
149-1099	Line, Fuel Pump to Carburetor - Begin Spec R												1	
120-0707	Line, Oil - Filter Adapter to Cylinder Head Tee - Begin Spec T												1	
120-0637	Line, Oil - Filter Adapter to Cylinder Head - Gasoline Sets - Spec P Through S												1	
120-0562	Line, Oil - Filter Adapter to Cylinder Head - Gasoline Sets													
120-0562	Line, Oil - Filter Adapter to Cylinder Head - Gas and Gas-Gasoline Sets Prior to Serial #698178													
120-0606	Line, Oil - Filter Adapter to Cylinder Head - Gas and Gas-Gasoline Sets Begin Serial #698178												2	
120-0628	Line, Oil - Rocker Cover												2	
120-0575	Line, Oil - Rear Cylinder Head												1	
120-0635	Line, Oil - Rear Cylinder Head - Spec P Through S												2	
120-0695	Line, Oil - Tee to Head - Begin Spec T												1	
150-0841	Link, Governor Arm to Carburetor - Spec A Through Q												1	
150-1069	Link, Governor Arm to Carburetor - Begin Spec R												8	
115-0150	Locknut, Hex - Rocker Arm												4	
115-0184	Lock, Rocker Arm Stud												4	
110-0858	Lock, Valve Spring Retainer												16	
143-0231	Lock, Wire - Choke - Gas-Gasoline Sets Only												1	
-M-														
154-0714	Manifold, Exhaust												1	
154-0724	Manifold, Intake - Spec A Only												1	
154-0749	Manifold, Intake - Begin Spec B												1	
191-0324	*Motor, Starting - 12 Volt												1	

* - Refer to Accessory Section for Component Parts.

ENGINE SECTION

PART NUMBER	DESCRIPTION	SPEC. A-G		SPEC. H-M		SPEC. P-U		SPEC. A-A		SPEC
		M	R	M	R	M	R	M	R	
155-0077	Muffler, Exhaust (Unhoused Sets)	1		1			1		1	
155-0456	Muffler, Exhaust (Housed Sets)	1		1			1		1	
-N-										
160-0558	Nipple, Ignition Cable	6		6			6		6	
505-0101	Nipple, Pipe - Gas Regulator Outlet - 3/8 x 1" - (OPTIONAL Equipment)									
403-0620	Nut, Extension - Spec A Through J - Sets with Lifting Eye	2		2						
862-0011	Nut, Governor Adjusting Stud - Begin Spec R - PRESSURE Cooled Sets	1		1			1		1	
864-0003	Nut, Hex - Support Bracket to Starter Motor	2		2			1		1	
854-0014	Nut, Hex - Coil Mounting	4		4			2		2	
870-0137	Nut, Hex - Intake Manifold	1		1			4		4	
104-0091	Nut, Governor Adjusting Stud - Spec A Through Q - PRESSURE Cooled Sets	1		1			1		1	
150-0937	Nut, Governor Adjusting Stud - Spec A Through Q - VACU-FLO Cooled Sets	1		1			1		1	
150-1112	Nut, Governor Adjusting Stud - Begin Spec R - VACU-FLO Cooled Sets									
115-0150	Nut, Hub to Flywheel (3/8-24)	4		4			4		4	
870-0131	Nut, Keys - Ball Joint	2		2			2		2	
865-0020	Nut, Wing (Plastic Insert) - Air Cleaner (Replaces #871-0070).	4		4			4		4	
862-0004	Nut, Hex - Cushion Mounting	1		1			1		1	
862-0015	Nut, Hex - Brace to Lifting Bracket Mounting	2		2			2		2	
868-0002	Nut, Hex - Carburetor Mounting	8		8			8		8	
110-0445	Nut, Hex - Manifold Mounting	1		1			1		1	
865-0011	Nut, Wing - Breaker Plate Cover Mounting									
-P-										
870-0053	Palnut, Lock - Governor Link Nut - Begin Spec R						2		2	
870-0133	Palnut, Lock - Governor Adjusting Nut - Begin Spec R						1		1	
870-0130	Palnut, Lock - Governor Adjusting - Spec A Through Q	1		1			1		1	
870-0134	Palnut, Thermo-Magnetic Choke (1/4-20) - Begin Spec L	1		1			1		1	
140-0595	Pan, Air Cleaner									
140-0791	Pan, Air Cleaner (Also used on Sets with Vernatherm type Carburetor Air Heater)						1		1	

ENGINE SECTION

13

PART NUMBER	DESCRIPTION	SPEC. A-G		SPEC. H-M		SPEC. P-U		SPEC. A-A		SPEC
		M	R	M	R	M	R	M	R	
134-1096	Panel, Air Housing Door - Spec A Only		1				1			
134-1202	Panel, Air Housing Door - Begin Spec B		1				1			1
134-1472	Panel, Blower Housing - VACU-FLO Cooled Sets		1				1			1
134-1418	Panel, Cylinder Air Housing (Bottom) - Replaces #134-1093		1				1			1
150-0075	Pin, Camshaft Center		1				1			1
516-0149	Pin, Center Bearing Housing		2				2			2
516-0141	Pin, Dowl - Gear Cover Location		2				2			2
516-0072	Pin, Lock - Crankshaft Thrust		4				4			4
112-0086	Pin, Piston - Standard		4				4			4
516-0117	Pin, Roll - Governor Cup Stop		1				1			1
112-0092	Piston and Pin - Includes Pin Retaining Rings - Standard - Gasoline and Gas-Gasoline Sets		4				4			4
112-0092-10	Piston & Pin - Includes Pin Retaining Rings - .010" Oversize									
112-0092-20	Piston & Pin - Includes Pin Retaining Rings - .020" Oversize									
112-0092-30	Piston & Pin - Includes Pin Retaining Rings - .030" Oversize									
112-0092	Piston & Pin - Includes Pin Retaining Rings - Standard - Gas Only and LPG Sets - Spec A Through R		4				4			4
112-0092-10	Piston & Pin - Includes Pin Retaining Rings - .010" Oversize									
112-0092-20	Piston & Pin - Includes Pin Retaining Rings - .020" Oversize									
112-0092-30	Piston & Pin - Includes Pin Retaining Rings - .030" Oversize									
112-0106	Piston & Pin - Includes Pin Retaining Rings - Standard - Gas Only and LPG Sets - Spec A Through T						4			4
112-0106-10	Piston & Pin - Includes Pin Retaining Rings - .010" Oversize									
112-0106-20	Piston & Pin - Includes Pin Retaining Rings - .020" Oversize									
112-0106-30	Piston & Pin - Includes Pin Retaining Rings - .030" Oversize									
112-0092	Piston & Pin - Includes Pin Retaining Rings - Standard - Gas Only & LPG NON Pennsylvania Approved Sets - Begin Spec U						4			4
	(NOTE: See separate entry for Pennsylvania Approved Sets)									
112-0092-10	Piston & Pin - Includes Pin Retaining Rings - .010" Oversize									
112-0092-20	Piston & Pin - Includes Pin Retaining Rings - .020" Oversize									
112-0092-30	Piston & Pin - Includes Pin Retaining Rings - .030" Oversize									
112-0106	Piston & Pin - Includes Pin Retaining Rings - Standard - Natural Gas Fueled Pennsylvania Approved - Begin Spec U						4			4
	(NOTE: See separate entry for NON Pennsylvania Approved Sets)									
112-0106-10	Piston & Pin - Includes Pin Retaining Rings - .010" Oversize									
112-0106-20	Piston & Pin - Includes Pin Retaining Rings - .020" Oversize									
112-0106-30	Piston & Pin - Includes Pin Retaining Rings - .030" Oversize									
112-0092	Piston & Pin - Includes Pin Retaining Rings - Standard - LPG Fueled Pennsylvania Approved - Begin Spec U						4			4
	(NOTE: See separate entry for NON Pennsylvania Approved Sets)									
112-0092-10	Piston & Pin - Includes Pin Retaining Rings - .010" Oversize									
112-0092-20	Piston & Pin - Includes Pin Retaining Rings - .020" Oversize									
112-0092-30	Piston & Pin - Includes Pin Retaining Rings - .030" Oversize									
191-0395	Plate Assembly, Start - Disconnect		1							1
134-0988	Plate, Blower Wheel - VACU-FLO Cooled Sets		1							1
149-0638	Plate, Fuel Pump Hole Cover - Gas Fuel Sets		1							1

ENGINE SECTION

PART NUMBER	DESCRIPTION	SPEC. A-G		SPEC. H-M		SPEC. P-U		SPEC. A-A		SPEC
		M	R	M	R	M	R	M	R	
160-1083	Plate Only, Start - Disconnect		1		1		1		1	
101-0337	Plate, Rear Bearing - Less Bearing and Lock Pin		1		1		1		1	
153-0385	Plate, Thermo-Magnetic Choke Mounting - Begin Spec L				1		1		1	
150-0773	Plate, Governor Flyball		1		1		1		1	
517-0053	Plug, Camshaft Opening Expansion		1		1		1		1	
505-0057	Plug, Pipe (1/8) - Filter Adapter		1		1		1		1	
505-0274	Plug, Pipe - Oil By-Pass Valve (1/8 Countersunk)		1		1		1		1	
505-0056	Plug, Pipe (1/2) - Oil Drain		1		1		1		1	
505-0057	Plug, Pipe - 1/8 - Garrettson Gas Regulator (OPTIONAL Equipment)				1		1		1	
167-0241	Plug, Spark	4			4		4		4	
309-0140	Plunger, Start - Disconnect Switch	1			1		1		1	
160-0774	Plunger, Thrust	1			1		1		1	
104-0528	Pointer, Timing - VACU-FLO Cooled Sets	1			1		1		1	
307-0615	Primer Assembly, Solenoid (Use with OPTIONAL ALGAS Regulator Only)		1		1		1		1	
120-0547	Pump Assembly, Oil	1			1		1		1	
149-0803	Pump, Fuel	1			1		1		1	
-R-										
148-0115	Regulator, Gas - Algas Mfr. (OPTIONAL Equip.) - Order #148-0311									
148-0311	Regulator, Gas - Garrettson Mfr. (OPTIONAL Equipment)									
149-1048	Repair Kit, Fuel Pump - Includes Diaphragm Assembly, Valves and Gaskets	1			1		1		1	
#	Repair Kit, Carburetor	1			1		1		1	
134-1092	Retainer, Grille	3			3		3		3	
110-1220	Retainer, Valve Spring	8			8		8		8	
150-0078	Ring, Camshaft Center Pin Snap	1			1		1		1	
518-0129	Ring, Retaining - Thermo-Magnetic Choke - Begin Spec L				1		1		1	
113-0107	Ring Set, Piston - Standard	4			4		4		4	
113-0107-10	Ring Set, Piston - .010" Oversize	4			4		4		4	
113-0107-20	Ring Set, Piston - .020" Oversize	4			4		4		4	
113-0107-30	Ring Set, Piston - .030" Oversize	4			4		4		4	
518-0129	Ring, Yoke Retainer - "E" Shaped	1			1		1		1	
518-0188	Ring, Lock - Crankshaft Gear Washer	1			1		1		1	
518-0195	Ring, Lock - Distributor Drive Gear	1			1		1		1	
509-0096	Ring, "O" Rubber - Ignition Cables Tie	1			1		1		1	
112-0085	Ring, Retaining - Piston Pin	8			8		8		8	
141-0727	Rod, Carburetor Adjusting - Begin Spec R									
114-0163	Rod, Assembly, Connecting (Forged) - Less Bearing	4			4		4		4	
115-0145	Rod, Valve Push (Aluminum)	8			8		8		8	

- Refer to Accessory Section for Carburetor Components.

ENGINE SECTION

15

PART NUMBER	DESCRIPTION	SPEC. A-G		SPEC. H-M		SPEC. P-U		SPEC. A-A		SPEC
		M	R	M	R	M	R	M	R	
149-0463	Screen, Fuel Pump	1								
813-0108	Screw, Air Cleaner Adapter	2								
166-0286	Screw, Coil Clamp	1								
110-0815	Screw, Cylinder Head (3/8-16 x 2")	8								
110-1282	Screw, Cylinder Head (3/8-16 x 4")	4								
110-1225	Screw, Cylinder Head (3/8-16 x 4-3/4")	10								
134-1373	Screw, Fastener - Door Panel (Replaces #134-1179)	2								
800-0500	Screw, Flywheel Mounting (7/16-14 x 5-1/2")	1								
800-0027	Screw, Hex Cap - Fuel Pump Mounting	2								
800-0002	Screw, Hex Cap - Coil Mounting	2								
800-0025	Screw, Hex Cap - Brace to Lifting Bracket	1								
800-0038	Screw, Hex Cap - Brace to Rocker Cover	1								
800-0082	Screw, Hex Cap - Cushion Mounting - VACU-FLO Cooled Sets	4								
800-0026	Screw, Hex Cap - Gear Cover Backplate Mounting	1								
800-0028	Screw, Hex Cap - Gear Cover Mounting (5/16-18 x 1")	1								
110-0879	Screw, Hex Cap - Gear Cover Mounting (5/16-18 x 1-1/4")	4								
800-0005	Screw, Hex Cap - Governor Bracket Mounting	2								
800-0094	Screw, Hex Cap - Lifting Bracket Mounting	2								
800-0052	Screw, Hex Cap - Exhaust Outlet Flange Mounting	2								
800-0072	Screw, Hex Cap - Oil Base Mounting	10								
800-0026	Screw, Hex Cap - Oil Fill Tube Mounting	2								
800-0028	Screw, Hex Cap - Oil Filter Adapter Mounting	3								
800-0030	Screw, Hex Cap - Oil Pump Mounting	2								
800-0030	Screw, Hex Cap - Rocker Cover Mounting	8								
800-0052	Screw, Hex Cap - Start-Disconnect Plate Mounting	2								
800-0054	Screw, Hex Cap - Starter Motor Flange Mounting	3								
800-0051	Screw, Hex Cap - Starter Motor to Flange	2								
800-0046	Screw, Hex Cap - Support Bracket to Starter Motor	1								
800-0052	Screw, Hex Cap - Starter Support Mounting Bracket	2								
815-0176	Screw, Hex Machine - Governor Arm to Shaft (#8-32 x 1/2")	1								
801-0054	Screw, Hub to Flywheel - Begin Spec H	4								
134-1179	Screw, Knurled - Top Cover (NOTE: Later models use hex cap screw)	4								
809-0042	Screw, Oil Line Mounting - Rocker	2								
812-0148	Screw, Round Head - Distributor Mounting	1								
815-0347	Screw, Round Head - Gear Cover Backplate Mounting	2								
134-1521	Scroll, Blower - VACU-FLO Cooled Sets	1								
509-0088	Seal, Oil - Governor Shaft	1								
509-0086	Seal, Oil - Bearing Plate	1								
509-0087	Seal, Oil - Gear Cover	1								
509-0090	Seal, Oil - Intake Valve - Includes Retaining Rings	4								

ENGINE SECTION

PART NUMBER	DESCRIPTION	SPEC. A-G		SPEC. H-M		SPEC. P-U		SPEC. A-A		SPEC
		M	R	M	R	M	R	M	R	
509-0084	Seal, "O" Ring - Push Rod Shield	16		16		16			16	
150-0838	Shaft, Governor - Gear Cover	1		1		1			1	
115-0137	Shield, Push Rod	8		8		8			8	
134-1109	Shroud, Cylinder #1 (Front) - VACU-FLO Cooled Sets	1		1		1			1	
134-1337	Shroud, Cylinder #4 (Rear) - VACU-FLO Cooled Sets	1		1		1			1	
402-0282	Snubber, Vibration Mounting - Begin Spec K			4		4			4	
104-0543	Spacer and Washer Assembly, Hub to Flywheel			4		4			4	
150-0832	Spacer, Governor Flyball - Spec A Only	1								
150-0779	Spacer, Governor Flyball - Begin Spec D			1		1			1	
403-0826	Spacer, Lifting Bracket (Not Used on Early Models)			1		1			1	
191-0311	Spacer, Starter Flange	1		1		1			1	
160-0720	Spacer, Timing Control	1		1		1			1	
134-0944	Spring, Cylinder Shroud Wrapper - VACU-FLO Cooled Sets	4		4		4			4	
150-0837	Spring, Governor - Spec A Only - PRESSURE Cooled Sets	1								
150-0861	Spring, Governor - Spec B Through R - PRESSURE Cooled Sets	1		1		1			1	
150-0862	Spring, Governor - Spec A Through Q - VACU-FLO Cooled Sets	1		1		1			1	
150-1085	Spring, Governor - Begin Spec R									
120-0555	Spring, Oil Pump By-Pass Valve	1		1		1			1	
115-0146	Spring, Push Rod Shield Retainer	8		8		8			8	
153-0425	Spring, Thermo-Magnetic Choke - Begin Spec S									
153-0387	Spring, Thermo-Magnetic Choke - Spec L Through R	1		1		1			1	
160-0773	Spring, Thrust Plunger	2		2		2			2	
160-0711	Spring, Timing Weight	8		8		8			8	
110-1221	Spring, Valve									
149-0558	Strainer, Supply Line Fuel - Sets WITH Optional Gas Fuel Carburetor Only	1		1		1			1	
520-0621	Stud, Air Cleaner	2		2		2			2	
520-0347	Stud, Breaker Plate Cover	1		1		1			1	
520-0526	Stud, Carburetor Mounting	2		2		2			2	
520-0626	Stud, Cylinder Head - Spec A Through J	2		2		2			2	
520-0608	Stud, Exhaust Manifold	8		8		8			8	
150-0851	Stud, Governor Adjusting - Spec A Only	1		1		1			1	
150-0863	Stud, Governor Adjusting - Spec B Through P	1							1	
150-1199	Stud, Governor Adjusting - Begin Spec R - PRESSURE Cooled Sets									
150-1082	Stud, Governor Adjusting - Begin Spec R - VACU-FLO Cooled Sets									
520-0338	Stud, Intake Manifold	4		4		4			4	
115-0189	Studs, Rocker Arm (Sold in pairs with Lock)	8		8		8			8	
134-1085	Support, Blower Housing - VACU-FLO Cooled Sets	1		1		1			1	
134-1088	Support, Blower Housing	1		1		1			1	
403-0706	Support, Mounting - Engine End - Spec A Through J - VACU-FLO Cooled Sets	1		1		1			1	
403-0648	Support, Mounting - Generator End - VACU-FLO Cooled Sets - Spec A Through J	1		1						
403-0710	Support, Mounting - Begin Spec K - VACU-FLO Cooled Sets			2					2	

17

1

Y-

ENGINE SECTION

PART NUMBER	DESCRIPTION	SPEC. A-G		SPEC. H-M		SPEC. P-U		SPEC. A-A		SPEC.
		M	R	M	R	M	R	M	R	
504-0007	Valve, Shut-Off - Fuel Pump Inlet - Gas-Gasoline Sets Only . . .		1		1		1		1	
307-0312	Valve, Supply Line Fuel Solenoid - Electric - Sets WITH OPTIONAL Gas Fuel Carburetor Only		1		1		1		1	
148-0107	Vent, Gas Regulator (OPTIONAL Equipment)									
105-0205	Washer, Camshaft Thrust		1		1		1		1	
854-0017	Washer, Carburetor Mounting		2		2		2		2	
850-0063	Washer, Copper - Air Cleaner Stud (Replaces #140-0602)		2		2		2		2	
104-0416	Washer, Crankshaft Gear Retainer		1		1		1		1	
104-0420	Washer, Crankshaft Thrust		2		2		2		2	
526-0174	Washer, Cylinder Head Screw		12		12		12		12	
134-1180	Washer, Fastener Screw - Door Panel (Early Models use quantity of 8 for Top Cover)		4		4		4		4	
526-0065	Washer, Flat Copper - Fuel Pump Mounting		2		2		2		2	
526-0014	Washer, Flat (29/64" x 1-1/2" x 1/8") - Cushion Mounting - Begin Spec K		4		4		4		4	
562-0195	Washer, Flat (29/64" x 3-1/3" x 1/8") - Cushion Mounting - Begin Spec K		4		4		4		4	
526-0198	Washer, Flat (5/8" x 1-1/2" x 1/16") - Cushion Mounting - Begin Spec K		4		4		4		4	
526-0018	Washer, Flat - Thermo-Magnetic Choke - Begin Spec L		2		2		2		2	
526-1508	Washer, Flat - Air Cleaner Adapter		6		6		6		6	
526-0245	Washer, Flat - Bearing Plate Mounting		2		2		2		2	
526-0035	Washer, Flat - Center Main Bearing Housing		2		2		2		2	
526-0015	Washer, Flat - Coil Mounting		2		2		2		2	
149-1307	Washer, Flat - Fuel Pump Mounting		2		2		2		2	
526-0046	Washer, Flat - Lifting Bracket Mounting		2		2		2		2	
526-0100	Washer, Flat - Lifting Bracket Mounting		2		2		2		2	
526-0046	Washer, Flat - Manifold Mounting		8		8		8		8	
526-0174	Washer, Flat - Exhaust Manifold Outlet Flange Mounting		2		2		2		2	
526-0130	Washer, Flat - Oil Line Mounting		2		2		2		2	
526-0026	Washer, Flat - Start-Disconnect Plate Mounting		2		2		2		2	
526-0185	Washer, Flywheel Mounting Screw		1		1		1		1	
150-0859	Washer, Governor Yoke Thrust - Begin Spec B		1		1		1		1	
526-0187	Washer, Hub to Flywheel		4		4		4		4	
508-0126	Washer, Insulator - High Air Temp. Switch Mounting (OPTIONAL Equipment)		2		2		2		2	
850-0030	Washer, Lock - Air Cleaner Adapter		2		2		2		2	
850-0055	Washer, Lock - Cushion Mounting		4		4		4		4	
850-0055	Washer, Lock - Flywheel Mounting		1		1		1		1	


-W-

ENGINE SECTION

19

PART NUMBER	DESCRIPTION	SPEC. A-G		SPEC. H-M		SPEC. P-U		SPEC. A-A		SPEC
		M	R	M	R	M	R	M	R	
850-0040	Washer, Lock - Distributor Mounting		1		1		1		1	
850-0045	Washer, Lock - Gear Cover Backplate Mounting		1		1		1		1	
850-0045	Washer, Lock - Gear Cover Mounting		5		5		5		5	
850-0040	Washer, Lock - Governor Bracket Mounting		2		2		2		2	
850-0045	Washer, Lock - Lifting Bracket to Brace		2		2		2		2	
850-0055	Washer, Lock - Oil Base Mounting		10		10		10		10	
850-0045	Washer, Lock - Oil Fill Tube Mounting		2		2		2		2	
850-0045	Washer, Lock - Oil Filter Adapter Mounting		3		3		3		3	
850-0045	Washer, Lock - Oil Pump Mounting		2		2		2		2	
850-0045	Washer, Lock - Rocker Cover Mounting		8		8		8		8	
850-0050	Washer, Lock - Start-Disconnect Plate Mounting		2		2		2		2	
850-0050	Washer, Lock - Starter Motor Flange Mounting		3		3		3		3	
850-0050	Washer, Lock - Starter Motor to Flange		2		2		2		2	
850-0050	Washer, Lock - Starter Support Mounting Bracket		2		2		2		2	
856-0010	Washer, Shakeproof - Bracket to Starter Motor		1		1		1		1	
853-0008	Washer, Shakeproof - Breaker Plate Cover Mounting		1		1		1		1	
854-0014	Washer, Shakeproof - Coil Mounting		2		2		2		2	
115-0155	Washer, Spring Retaining - Push Rod Shield		16		16		16		16	
134-1431	Wheel, Blower - VACU-FLO Cooled Sets		1		1		1		1	
134-1435	Wrapper, Cylinder Shroud - VACU-FLO Cooled Sets		1		1		1		1	
150-0777	Yoke, Governor		1		1		1		1	

-Y-



ACCESSORY SECTION


1

CONTAINS THE FOLLOWING-

COMPONENT PARTS FOR THESE ASSEMBLIES:

- I. CARBURETORS
- II. FUEL SYSTEM PARTS
 - AIR CLEANER KIT (OIL BATH)
 - CARBURETOR AIR HEATER KITS
 - FUEL TANKS
- III. STARTER MOTORS
- IV. MAGNETO PARTS
- V. GOVERNOR PARTS
- VI. IGNITION DISTRIBUTOR PARTS
- VII. HOUSING PARTS
- VIII. MISCELLANEOUS ASSEMBLIES PARTS
 - OIL LEVEL MAINTAINER KITS
 - AIR SHUTTER ASSEMBLIES
 - SKID BASE ASSEMBLIES

ACCESSORY SECTION



CARBURETOR PARTS

ASSEMBLY NUMBERS

PART NO.	DESCRIPTION	141-0685	141-0720	141-0725	143-0218	143-0222	143-0223	143-0226	143-0229	143-0243	143-0272	143-0304	143-0307	143-0318	143-0333
143-0117	Ball, Choke Shaft						1	1							
510-0075	Bearing Needle - Throttle Shaft				1										
510-0076	Bearing Needle - Throttle Shaft				1										
143-0210	Bowl, Fuel				1	1	1	1	1	1	1	1	1	1	
141-0708	Bowl, Fuel				1	1	1	1	1	1	1	1	1	1	
141-0702	Float Assembly	1	1												
145-0310	Extension, Throttle Arm	1													
143-0105	Float & Lever				1	1	1	1	1	1	1	1	1	1	
143-0077	*Gasket, Bowl Ring				1	1	1	1	1	1	1	1	1	1	
141-0701	*+Gasket, Bowl Ring	1	1												
143-0209	*Gasket, Bowl Screw				1	1	1	1	1	1	1	1	1	1	
141-0281	*+Gasket, Carburetor Mounting	1	1		1	1	1	1	1	1	1	1	1	1	
143-0015	*Gasket, Fuel Inlet Valve				1	1	1	1	1	1	1	1	1	1	
143-0201	*Gasket Kit				1	1	1	1	1	1	1	1	1	1	
141-0748	Gasket Kit	1	1												
141-0712	Jet Assembly, Main (Adjustable)	1	1												
145-0309	Needle, Gas Adjusting						1	1	1						
148-0589	Needle, Gas Adjusting														
141-0713	Needle, Idle Adjusting	1	2								1	1			
143-0235	*Needle, Idler Jet & High Speed Adj.				1	1	1	1	1	1	1	1	1	1	
141-0734	Needle, Main Gas Adjusting	1	1												
143-0237	*Nozzle				1	1	1	1	1	1	1	1	1	1	
141-0736	Nut, Bowl				1	1	1	1	1	1	1	1	1	1	
143-0212	+Pin, Float Lever				1	1	1	1	1	1	1	1	1	1	

NOTE: For explanation of Symbols, see last page of Carburetor Parts.

ACCESSORY SECTION

3

ASSEMBLY NUMBERS

CARBURETOR PARTS

PART NO.	DESCRIPTION	141-0685	141-0720	141-0725	143-0218	143-0222	143-0223	143-0226	143-0229	143-0243	143-0272	143-0304	143-0307	143-0318	143-0333
141-0771	Plate, Choke	1	1												
141-0793	Plate, Throttle	1	1	1											
143-0110	Plug, Expansion			1	1	1	1	1	1	1	1	1	1	1	1
505-0008	Plug, Pipe - 1/8"														
141-0737	Plug, Pipe - 1/8"		1												
507-0010	Plug, Choke Shaft Hole									1					
143-0241	Repair Kit			1	1	1	1	1	1	1	1	1	1	1	1
141-0747	Repair Kit	1	1												
141-0705	+Retainer, Seal	1	1												
143-0208	Screw & Gasket, Bowl			1	1	1	1	1	1	1	1	1	1	1	1
141-0698	Screw & Washer, Choke & Throttle Plate	4	4	2											
812-0014	+Screw, Choke & Throttle Valve #3-48 x 3/16"				4	4	4	4	4	2	4	4	4	2	4
143-0213	Screw, Idle Adjusting				1	1	1	4	4	1	1	1	2	1	1
143-0215	Screw, Throttle Lever Adjusting				1	1	1	1	1	1	1	1	1	1	1
141-0738	Screw, #10-32		1												
141-0700	Screw, Throttle Stop	1	1	1											
141-0661	**Seal, Rubber	1	1	1											
143-0221	Shaft, Choke - Includes Lever						1	1							
143-0207	Shaft, Choke			1	1	1				1					
143-0232	Shaft, Choke								1						
143-0315	Shaft, Choke											1		1	
143-0316	Shaft, Choke												1		
141-0679	Shaft, Choke	1	1												
141-0703	+Shaft, Float	1	1												

NOTE: For explanation of Symbols, see last page of Carburetor Parts.

ACCESSORY SECTION

CARBURETOR PARTS

ASSEMBLY NUMBERS

PART NO.	DESCRIPTION	141-0685	141-0720	141-0725	143-0218	143-0222	143-0223	143-0226	143-0229	143-0243	143-0272	143-0304	143-0307	143-0318	143-0333
145-0301	Shaft, Throttle - Includes Lever, Screw & Spring														
143-0234	Shaft, Throttle - Includes Lever														
141-0735	Shaft, Throttle - Includes Lever	1	1												
143-0113	Spring, Choke Shaft														
141-0799	Spring, Float														
148-0010	Spring, Gas Adjusting														
148-0590	Spring, Gas Adjusting														
143-0114	Spring, High Speed Adjusting														
143-0112	Spring, Idle Adjusting Screw														
141-0710	Spring, Idle Needle	1	2	1											
141-0733	Spring, Main Gas Needle														
143-0214	Spring, Throttle Adjusting Screw														
141-0711	Spring, Throttle Stop	1	1												
145-0308	Tube, Gas Inlet														
143-0204	Valve, Choke														
143-0220	Valve, Choke														
143-0341	Valve, Fuel Inlet														
141-0830	+Valve Seat Assembly, Fuel	1	1												
143-0202	Valve, Throttle														
141-0739	Washer														
141-0077	**Washer, Main Jet Assembly	1	1												
143-0231	Wire, Choke Lock														

EXPLANATION OF REFERENCE SYMBOLS

* - Included in Gasket Kit.

+ - Included in Repair Kit

ACCESSORY SECTION

FUEL SYSTEM PARTS

ASSEMBLY NUMBERS

PART NUMBER	DESCRIPTION	140-0661	140-0677	140-0892	140-0893	140-0894	159-0714	159-0760	159-0799	159-0830
140-0790	Cover, Air Cleaner			1	1	1				
140-0658	Cover, Air Cleaner Pan	1								
502-0002	Elbow, Inverted Flare - 90° - Carburetor Inlet						1		1	
502-0002	Elbow, Inverted Flare - 90° - Fuel Pump Inlet						1		1	
502-0024	Elbow, Male - 90° - Solenoid Outlet					1				
502-0053	Elbow, Male - 45° - Solenoid Outlet						1		1	
502-0053	Elbow, Male - 45° - Tank Inlet						1	1	1	
502-0128	Elbow, Male - 90° - Tank Inlet					1				
502-0065	Elbow, Male - 45°							1		
159-0751	Gasket, Tank Cap							1		
154-0738	Gasket, Exhaust Flange				1					
140-0584	Gasket, Hose Adapter		1							
503-0039	Hose - 1-3/4" I.D. x 3-1/2" Long			1						
503-0477	Hose - 1-3/4" I.D.			1						
503-0444	Hose, Air Cleaner		1							
503-0475	Hose, Control to Air Cleaner - 1-3/4" I.D.			1	1					
503-0397	Hose, Hot Air - Shutter to Cleaner	1								
503-0476	Hose, Plenum to Control - 1-3/4" I.D.			1	1					
140-0785	*Housing, Temp. Control			1	1	1				
501-0005	Line, Flexible Fuel - 18-1/2" Long						1	1	1	
501-0008	Line, Flexible Fuel - 32" Long						1		1	
502-0082	Nipple, Hex - Solenoid Valve						1	1		1
502-0032	Nipple, Long - Solenoid Valve (1/8 x 2")							1		
870-0195	*Palnut, Vernatherm Mounting			1	1	1				
140-0791	Pan, Air Cleaner			1	1	1				
133-0192	Plenum, Manifold Heater (Oven)				1					
505-0057	Plug, Pipe						2	2	1	2
140-0784	*Plunger, Vernatherm			1	1	1				
159-0705	Reducer, Restricted - Tank						1	1		1
518-0205	*Ring, Spring Retainer			2	2	2				

7

ASSEMBLY NUMBERS

[illegible]

ACCESSORY SECTION

STARTER MOTOR PARTS

ASSEMBLY NUMBERS

PART NUMBER	DESCRIPTION	191-0324	191-0416	191-0427	191-0443	191-0453														
191-0324	Motor, Starter - 12-Volt																			
191-0416	Motor, Starter - 115-Volt - Auto Cycle																			
191-0427	Motor, Starter - 12-Volt																			
191-0443	Motor, Starter - 24 & 32-Volt																			
191-0453	Motor, Starter - Auto-Cycle																			
191-0446	Adapter, Starter					1														
191-0331	Adapter, Starter - Includes Bearing		1																	
191-0712	Armature	1																		
191-0418	Armature		1																	
191-0517	Armature			1																
191-0713	Armature				1															
191-0452	Armature					1														
191-1019	Bearing Assembly, Intermediate			1																
191-0420	Bearing, Ball - Rear		1																	
191-0497	Bearing, Drive End	1			1															
191-0334	Bearing, Drive End		1																	
191-0735	Bearing, Drive End			1																
+	Bearing Only, Intermediate - #P24-17P (5)			1																
+	Bolt, Thru		2																	
191-0419	Brush		2																	
191-0434	Brush Set, Service	1																		
191-0513	Brush Set, Service			1		1														
191-0714	Brush Set, Service				1															
191-0329	Bushing, Adapter		1			1														
191-0432	Clutch, Starter	1			1															
191-1024	Coil Assembly, Field (Pkg.)	1																		
191-1017	Coil Assembly, Field (Pkg.)			1		1														

+ - Check Starter Nameplate and order these parts from your nearest dealer. Give Starter Model, Description and Part Number (after description).

ACCESSORY SECTION

9

STARTER MOTOR PARTS

ASSEMBLY NUMBERS

PART NUMBER	DESCRIPTION	191-0324	191-0416	191-0427	191-0443	191-0453														
191-1043	Coil Assembly, Field (Pkg.)				1															
191-1026	Connector Package	1			1															
191-1028	Core Assembly, Moving	1			1															
+	Cover, Brush		2																	
191-0271	Drive Assembly, Bendix			1																
+	Frame & Field Assembly - #39517 - 1		1																	
+	Frame & Field Assembly - #P58-15			1																
+	Frame & Field Assembly - #P58-122				1															
191-0336	Gear, Pinion		1																	
191-0450	Gear, Pinion					1														
191-1023	Head Assembly, Brush End	1			1															
+	Head Assembly, Brush End		1																	
191-1018	Head Assembly, Brush End			1		1														
191-0421	Holder Assembly, Brush		1																	
+	Housing, Pinion - #P21-156			1																
515-0092	Key, Armature Shaft	1																		
516-0150	Pin, Dowel - Pinion Gear		1																	
516-0154	Pin, Dowel - Brush	1																		
191-1025	Plate Assembly, Brush	1																		
191-1042	Plate Assembly, Brush				1															
+	Plug, Spring - #P37-11				1															
+	Ring, Snap - #P36-27				1															
509-0092	Seal, Oil		1			1														
509-0093	Seal, "O" Ring		1			1														
191-0451	Spacer, Armature					1														
191-1020	Spring, Brush (Set of 4)	1		1	1	1														
191-1027	Spring, Plunger	1			1															
191-1030	Stop & Lock Ring (Pkg.) Pinion	1			1															
191-1022	Stud, Terminal (Pkg.)			1		1														

+ - Check Starter Nameplate and Order these Parts from your nearest dealer. Give Starter Model, Description and Part Number (after description).

ASSEMBLY NUMBERS

+ - Check Starter Nameplate and order these parts from your nearest dealer. Give Starter Model, Description and Part Number (after description).

+ - Check Starter Nameplate and order these parts from your nearest dealer. Give Starter Model, Description and Part Number (after description).

ACCESSORY SECTION

11

MAGNETO PARTS

ASSEMBLY NUMBERS

PART NUMBER	DESCRIPTION	ASSEMBLY NUMBERS									
		161-0247						162-0242			
*	Arm, Trip - Wico #A-179X							2			
162-0243	Bearing and Cage - Wico #X5521							1			
*	Bearing, Cam End - FM #D5949A	1									
*	Bearing, Distributor - FM #D5950C	1									
*	Bearing, Drive End - FM #C5949	1									
*	Bearing, Rotor - Wico #5517 (Included in No. 162-0243)							1			
*	Block, Distributor - FM #K2474E	1									
*	Brush and Spring - FM #E2460B	1									
*	Bushing, Breaker Plate - Wico #5610							1			
*	Bushing, Coupling Drive Gear - FM #F2572	1									
*	Button, Stop - Wico #X5632							1			
*	Cage, Rotor Bearing - Wico #5567 (Included in 162-0243)							1			
162-0248	Cap, Distributor - Wico #X5777							1			
*	Cap, End - FM #TY2430A	1									
*	Clamp, Coil Core - Wico #5633							2			
*	Clamp, Condenser - Wico #6924							1			
*	Clip, Coil - FM #B6120	1									
*	Clip, Rotor Spring - FM #A2766	1									
*	Coil - FM #RS2477C	1									
162-0246	Coil - Wico #X5700B							1			
*	Condenser - FM #EX2433	1									
162-0227	Condenser - Wico #X6916							1			
*	Connection Assembly, Ground - Wico #X5654							1			
*	Connector, Ground - Wico #5635							1			
162-0244	Core, Coil - Wico #X5524							1			
*	Coupling, Impulse - FM #BS2563C	1									
162-0249	Coupling, Impulse - Wico #X6516							1			
*	Cover, End Cap - FM #A800M	1									

* - Check Magneto Nameplate and order these parts from your nearest magneto dealer. Give Magneto Model, Description and Part Number (after description).


ACCESSORY SECTION

MAGNETO PARTS

ASSEMBLY NUMBERS

PART NUMBER	DESCRIPTION	ASSEMBLY NUMBERS									
		161-0247						162-0242			
*	Cover, Vent - End Cap - FM #A1232	1									
*	Cover, Vent - Housing - #FM #B6030A	2									
*	Cup, Drive - Wico #2061A						1				
*	Felt, Breaker Arm - Wico #7644						1				
*	Flange, Driven - Wico #X2286						1				
*	Gasket, Distributor Cap - Wico #5618						1				
*	Gasket, End Cap Cover - FM #B6882A	1									
*	Gasket, End Cap to Housing - FM #K2498	1									
*	Gasket, Window Seal - Wico #5719						1				
162-0250	Gear, Distributor - Wico #6865						1				
160-0674	Gear, Drive	1					1				
*	Gear, Rotor - FM #Q5952	1									
*	Housing - FM #HT2425	1									
*	Housing - Wico #X6196						1				
*	Hub Assembly, Coupling - FM #S2563	1									
*	Insulator, Ground Stud - Wico #11874						1				
*	Insulator, Suppressor - FM #D1182	1									
*	Interlead Secondary - Wico #X6001						1				
*	Key, Rotor Shaft to Hub - FM #3K1	1									
*	Lock, Breaker Arm - Wico #4210						1				
*	Lock, Insulating - Ground Stud - Wico #9820						1				
*	Nut and Plunger, Ground - FM #FW2514	1									
*	Nut, Coupling - FM #M2570	1									
*	Nut, Ground Stud - Wico #3230						2				
*	Nut, Lock - Impulse - Wico #6412						1				
*	Pawl, Coupling - FM #Q2566	2									
*	Pin, Condenser Roller - FM #F2669	1									
*	Pin, Coupling Pawl Stop - FM #S2568	1									
*	Pivot, Breaker Arm - Wico #5603						1				
162-0245	Plate and Gasket, Impulse Stop - Wico #X5549						1				

* - Check Magneto Nameplate and order these Parts from your nearest Magneto Dealer. Give Magneto Model, Description and Part Number (after description).



ACCESSORY SECTION

13

MAGNETO PARTS

ASSEMBLY NUMBERS

PART NUMBER	DESCRIPTION	161-0247					162-0242					
*	Plate, Name - FM #A195	1										
*	Plate, Window Clamp - Wico #5895						1					
*	Point Set, Breaker - FM #A2437A	1										
162-0204	Point Set, Breaker - Wico #X5996						1					
*	Retainer, Drive Spring - Wico #2288						1					
*	Ring, Distributor Shaft Snap - FM #G1498	1										
*	Ring, Drive End Bearing Snap - FM #B1488B	1										
*	Ring, Drive End Shaft Snap - FM #B1498D	1										
*	Ring, Fulcrum Pin Snap - FM #C1498G	1										
162-0253	Ring, Lock - Impulse - Wico #6424						1					
*	Ring, Pawl Snap - FM #29-45	2										
*	Ring, Retaining - Rotor Bearing - Wico #5516											
	(Included in #162-0243)						1					
*	Ring, Rotor Gear Snap - FM #D1498	1										
*	Ring, Snap - Impulse Coupling - Wico #A-243X						2					
*	Rod, High Tension Lead - FM #F983B	1										
162-0251	Rotor, Distributing - Wico #X9564						1					
*	Rotor, Distributor - FM #X2765	1										
*	Rotor Magnetic - FM #T2480	1										
162-0247	Rotor Magnetic - Wico #Y5710						1					
*	Screw and Lockwasher - Contact Support											
	(6 - 32 x 3/8") - FM #6S6U	1										
*	Screw and Lockwasher - Contact Support											
	(8 - 32 x 3/8") - FM #8S6U	1										
*	Screw and Lockwasher, Distributor Cap -											
	Wico #5622						4					
*	Screw and Lockwasher, Impulse Stop Clamp -											
	Wico #6465						4					
*	Screw and Washer, Distributor Gear -											
	Wico #6466						1					

* - Check Magneto Nameplate and order these parts from your nearest magneto dealer. Give Magneto Model, Description and Part Number (after description).

ACCESSORY SECTION

MAGNETO PARTS

ASSEMBLY NUMBERS

PART NUMBER	DESCRIPTION	ASSEMBLY NUMBERS									
		161-0247						162-0242			
*	Screw, Bearing Support (8 - 32 x 3/8") -										
	FM #8S6G	4									
*	Screw, Breaker Arm Terminal (6 - 32 x 3/8")										
	- FM #6S6Z	1									
*	Screw, Breaker Spring Clamp - Wico #5431							1			
*	Screw, Coil Clip (6 - 32 x 3/8") - FM #6S3W	1									
*	Screw - (1) Coil Contact, (2) Window Clamp										
	Plate - Wico #5536							3			
*	Screw - (2) Condenser Clamp, (2) Coil Core										
	Clamp - Wico #5411							4			
*	Screw - (2) Condenser Mtg., (2) Vent Screw										
	(6 - 32 x 1/4") - FM #6S4U	4									
*	Screw - (4) Distributor Block, (2) End Cap										
	Cover (8 - 32 x 1/2") - FM #8S8D	6									
*	Screw, End Cap (10 - 24 x 5/8") - FM #10S10D	2									
*	Screw, End Cap (10 - 24 x 1-1/8") - FM #10S18D	2									
*	Screw, Fixed Contact Clamp - Wico #5900							2			
*	Screw, Vent (6 - 32 x 3/8") - FM #6S6N	1									
*	Screen, End Cap - FM #A6032A	1									
*	Screen, Housing - FM #C6032B	2									
*	Seal, Drive End Bearing - FM #G3861	1									
*	Seal, Oil - Wico #6199							1			
*	Seal, "O" Ring - FM #P2473	1									
*	Setscrew, Coil Bridge - FM #31SS14A	2									
*	Shaft and Gear, Distributor - FM #Q5939	1									
*	Shell, Coupling - FM #TZ5957	1									
*	Shield, Ball Bearing - Wico #5926							1			
*	Shim, Drive End Bearing - FM #C2723 - AS NEEDED										
*	Slinger, Oil - Wico #6204							1			
*	Spacer, Bearing Cage - Wico #5520							1			

* - Check Magneto Nameplate and order these Parts from your Nearest Magneto Dealer. Give Magneto Model, Description and Part Number (after description).

ACCESSORY SECTION

15

MAGNETO PARTS

ASSEMBLY NUMBERS

PART NUMBER	DESCRIPTION	ASSEMBLY NUMBERS									
		161-0247						162-0242			
*	Spacer, Driven Flange - Wico #2122							1			
*	Spacer, Ground - FM #E4373	1									
*	Spacer, Impulse - Wico #5518							1			
*	Spring, Coil Contact - Wico #5773							1			
*	Spring, Contact Spring - FM #D6120	1									
*	Spring, Coupling Drive - FM #E2565	1									
*	Spring, Coupling Pawl - FM #S5963	1									
*	Spring, Drive - Wico #15-186							1			
*	Spring, Ground Terminal - FM #2513A	1									
*	Stud, Ground - Wico #3945							1			
*	Support, Bearing - FM #NY4631	1									
*	Washer - Wico #10407							1			
*	Washer, Bearing Support Great Ret. (Inner)										
	FM #2492C	1									
*	Washer, Bearing Support Grease Ret. (Outer) -										
	FM #E2493	1									
*	Washer, Breaker Point Aligning - Wico #3219							1			
*	Washer, Breaker Point Aligning - Wico #5717							1			
*	Washer, Contact Support Screw Plate (#6) -										
	FM #D2458	1									
*	Washer, Contact Support Screw Plate (#8) -										
	FM #B5969	1									
*	Washer, Drive Cup Spacing - Wico #1VA-583							1			
*	Washer, Drive End Seal Inner - FM #A2492C	1									
*	Washer, Drive End Seal Outer - FM #A2492A	1									
*	Washer, Flange Spacing - Wico #M-42XA							1			
*	Washer, Ground Stud - Wico #1XA-256							1			
*	Washer, Lock - Ground Stud - Wico #M-55XA							2			
162-0254	Washer, Thrust - Wico #6425							1			
*	Wick, Cam - FM #G2788	1									

* - Check Magneto Nameplate and order these Parts from your Nearest Magneto Dealer. Give Magneto Model, Description and Part Number (after description).

ASSEMBLY NUMBERS

[illegible]

* - Check Magneto Nameplate and order these Parts from your Nearest Magneto Dealer. Give Magneto Model, Description and Part Number (after description).

17.

ASSEMBLY NUMBERS

151-0201

PART NUMBER	DESCRIPTION
D133-14	Bearing, Rear Main
D164-727	Body Assembly, Governor - Includes Rocker Shaft, Bearings, Seal, Throttle Lever & Misc.
D129-18	Bushing, Adjusting Lever Pivot
D164-476	*Flyweight Assembly
D164-720	Lever Assembly, Speed Adjusting
D105-67	Lever, Rocker Shaft
D105-80	Link, Spring
D117-87	Lockwasher, Adjusting Lever to Body
D117-87	Lockwasher, Adjusting Pin
D115-29	Nut, Lock - (1) Speed Screw, (1) Sensitivity Screw
D132-148	*Pin, Flyweight
D132-83	Pin, Sensitivity Adjusting
D165-56	*Retainer, Flyweight Pivot Pin
D165-18	Retainer, Spring Link to Pin
D114-163	Screw and Lockwasher, Rocker Lever & Shaft
D114-179	Screw, Adjusting Lever to Body
D164-120	Screw Assembly, Bumper - Includes Screw, Nut, Seal, Washer & Spring
D114-128	Screw, Cover to Body
D114-133	Screw, Speed Adjusting
D164-728	Shaft Assembly, Main - Complete - Includes Parts Marked *
D164-721	*Shaft Assembly, Main - Includes Shaft, Gear, Cover and Bearings
D164-393	*Sleeve and Bearing, Thrust
D110-40	Spring, Speed Adjusting
D117-46	Washer, Adjusting Pin
D117-85	Washer, Spring Link Spacer

ASSEMBLY NUMBERS

* - Order Prestolite Parts from your nearest Prestolite Dealer, giving Distributor Model Number and Description.

* - Order Prestolite Parts from your nearest Prestolite Dealer, giving Distributor Model Number and Description.

ACCESSORY SECTION

HOUSING ASSEMBLIES

ASSEMBLY NUMBERS

HOUSING ASSEMBLIES		ASSEMBLY NUMBERS																
PART NO	DESCRIPTION	405-1334	405-1335	405-1353	405-1354	405-1421	405-1422	405-1423	405-1424	405-1675	405-1723	405-1724	405-1725	405-1726				
403-0661	Base, Skid	1	1	1	1	1	1	1	1	1	1	1	1	1				
140-0631	Band, Muffler	2	2	2	2	2	2	2	2	2	2							
416-0501	Bracket, Battery	2	2	2	2	2	2	2	2	2	2	2	2	2				
405-1341	Bracket, Stiffener Rail	2	2	2	2	2	2	2	2	2	2	2	2	2				
402-0046	Bushing, Spacer - Vibration Cushions	4	4	4	4													
402-0290	Bushing, Spacer - Vibration Cushions					4	4	4	4	4	4	4	4	4				
416-0037	Cable, Battery					2	2	2	2	2	2	2	2	2				
503-0197	Clamp, Hose - Oil Drain	1	1	1	1	1	1	1	1	1	1	1	1	1				
234-0223	Cover, Static Exciter	1	1	1	1	1	1	1	1	1	1	1	1	1				
402-0038	Cushion, Vibration - Lower - Engine End	2	2	2	2													
402-0251	Cushion, Vibration - Lower - Gen. End	2	2	2	2													
402-0036	Cushion, Vibration - Upper	4	4	4	2													
402-0285	Cushion, Vibration - Engine End					2	2	2	2	2	2	2	2	2				
402-0286	Cushion, Vibration - Generator End					2	2	2	2	2	2	2	2	2				
134-1805	Duct, Air Outlet	1	1			1	1				1	1						
405-1332	Door, Panel - Rear	1			1		1		1	1		1		1				
405-1329	Door, Panel - Rear		1	1		1		1			1		1					
505-0043	Elbow, Pipe (1-1/2) - Exhaust	2	2	2	2	2	2	2	2	2								
406-0105	Fastener, Side Panel	2	2	2	2	2	2	2	2	2	2	2	2	2				
416-0502	Frame, Battery Hold-down	1	1	1	1	1	1	1	1	1	1	1	1	1				
305-0305	Harness, Wiring - Start - Stop Switch	1	1			1	1				1	1						
503-0423	Hose, Flex - Gen. Air Duct	1	1	1	1	1	1	1	1	1	1	1	1	1				
503-0316	Hose, Oil Drain	1	1	1	1	1	1	1	1	1	1	1	1	1				
406-0002	Knob, Rear Door Panel	1	1	1	1	1	1	1	1	1	1	1	1	1				
155-0436	Muffler	1	1	1	1	1	1	1	1	1								
505-0100	Nipple, Pipe - Oil Drain - 1/2 x 1-1/8"	2	2	2	2	2	2	2	2	2	2	2	2	2				
405-1330	Panel, Generator Access	1	1	1	1	1	1	1	1	1	1	1	1	1				
405-1325	Panel, Left Side	1	1	1	1	1	1	1	1	1	1	1	1	1				
405-1333	Panel, Lower - Engine End	1	1	1	1	1	1	1	1	1	1	1	1	1				
405-1331	Panel, Rear - Generator End	1			1		1					1		1				
405-1322	Panel, Rear - Generator End		1	1		1		1	1		1		1					
405-1361	Panel, Rear - Generator End								1									
405-1342	Panel, Right Side	1	1			1	1				1	1						
405-1352	Panel, Right Side			1	1			1	1	1				1	1			

ACCESSORY SECTION

21

MISCELLANEOUS ASSEMBLIES PARTS

ASSEMBLY NUMBERS

PART NUMBER	DESCRIPTION	123-0748	134-1234	134-1513	134-1613	134-1616	134-1711	134-1810	403-0792		
403-0792	Base Assembly, Skid								X		
123-0748	Maintainer Kit, Oil Level	X									
134-1234	Shutter Assy., Duct & - With Normally Closed Mounted Switch		X								
134-1513	Shutter Assy., Duct & - Without Switch			X							
134-1613	Shutter Assy., Duct & - Includes Normally Closed Switch Mounted on Cylinder Head				X						
134-1616	Shutter Assy., Duct & - With Normally Open Mounted Switch					X					
134-0711	Shutter Assy., Duct & - Includes Normally Open Switch Mounted on Cylinder Head						X				
134-1810	Shutter Assy., Duct & - Without Switch							X			
.	.										
134-1604	Arm, Actuating				1		1	1			
403-0661	Base, Skid								1		
134-1783	Bearing, Shutter Bracket & Pivot							4			
134-1248	Bearing, Shutter		4	4	6	4	6	2			
516-0501	Bracket, Battery								1		
134-1244	Bracket & Guide, Vernatherm		1	1		1					
134-1610	Bracket & Guide, Vernatherm				1		1	1			
134-1242	Bracket & Pivot, Shutter		3	3	2	3	2				
134-1800	Bracket & Pivot, Shutter							2			
134-1612	Bracket & Pivot, Shutter				1		1				
134-1802	Bracket & Pivot, Shutter & Rod							1			
134-1801	Bracket & Pivot, Shutter & Spring							1			
309-0195	Bracket, Hi-Temp. Switch				1		1				
134-1238	Bracket Shaft & Pin, Shutter		1	1		1					
134-1611	Bracket Shaft & Pin, Shutter				1		1				

ACCESSORY SECTION

ASSEMBLY NUMBERS

MISCELLANEOUS ASSEMBLIES PARTS

PART NUMBER	DESCRIPTION	ASSEMBLY NUMBERS							
		123-0748	134-1234	134-1513	134-1613	134-1616	134-1711	134-1810	403-0792
505-0007	Bushing, Reducer - 1/4 x 1/8	1							
402-0290	Bushing, Spacer - Vibration Cushion							4	
416-0133	Cable Assembly, Battery Jumper							1	
416-0037	Cable Battery							2	
503-0183	Clamp, Hose - For 11/16" O.D. Hose	2							
503-0189	Clamp, Hose - For 1-1/8" O.D. Hose	2							
503-0197	Clamp, Hose - Oil Drain							1	
518-0004	Clip, Rod End (R.H.)		1	1	1	1	1	1	
518-0006	Clip, Rod End (L.H.)			2		2	2		
870-0178	Clip, "U" - 1/4 x 20		3	3	3	3	3		
870-0179	Clip, "J" - 1/4 x 20			3					
402-0285	Cushion, Vibration - Engine End							2	
402-0287	Cushion, Vibration - Generator End							2	
134-1602	Duct, Air Outlet		1	1	1	1	1		
134-1805	Duct, Air Outlet							1	
505-0037	Elbow, Pipe (1/8 - 90°)	1							
309-0085	Element, Vernatherm		1	1	1	1	1	1	
416-0502	Frame, Battery Hold-down								1
154-0738	Gasket, Exhaust Outlet			1		1	1		
123-0667	Gasket, Oil Fill Tube	1							
508-0002	Grommet, Rubber - For 1/2" Hole		1	1	1	1	1		
338-0270	Harness, Wiring - Hi-Temp. Switch		1		1				
503-0200	Hose, Oil (3/4" I.D. x 1-1/8" O.D. x 36")	1							
503-0305	Hose, Oil (3/8" I.D. x 11/16" O.D. x 42")	1							
503-0316	Hose, Oil Drain								1
150-0998	Joint, Ball - Control Rod		1	1	1	1	1	1	
123-0329	Maintainer, Oil	1							
505-0098	Nipple, Close (1/8 x 3/4")	1							
505-0100	Nipple, Close (1/2 x 1-1/8")	3							
505-0325	Nipple, Half (1/8 x 1-3/16")	2							

