

Onan

RV GenSet

Parts Manual

NHE/NHEL

Emerald III



Printed U.S.A.

940-0228B
1/03 (Spec D-P)
Replaces 3/98 (Spec D-P)

MODEL IDENTIFICATION

To avoid errors or delay in filling your parts order, always give the MODEL, SPEC NO. and SERIAL NO. from the Onan nameplate.

For handy reference, insert your nameplate information in the spaces below.

MODEL AND SPEC NO.

SERIAL NO.

DIGITAL CONTROL SOFTWARE VERSION
AND DATE (IF APPLICABLE)

SAFETY PRECAUTIONS

The following symbols are used in Onan manuals to alert users to the potentially dangerous conditions relating to maintenance of equipment and replacement of parts. Please read and observe.



This symbol warns of immediate hazards which will result in severe personal injury or death.



This symbol refers to a hazard or unsafe practice which can result in severe personal injury or death.



This symbol refers to a hazard or unsafe practice which can result in severe personal injury or product or property damage.

PRODUCT SAFETY PRECAUTIONS



Service and repair of Onan equipment must be performed by trained, experienced personnel only. Improper service or repair may result in property damage, severe personal injury or death. Do not use this catalog as a guide to servicing your equipment. Read and follow the IMPORTANT SAFETY INSTRUCTIONS in the Service Manual appropriate for the equipment you are working on.



Contact with USED ENGINE OILS has been identified by a United States federal agency and some USA state agencies as causing CANCER or REPRODUCTIVE TOXICITY. When checking or changing engine oils take all necessary precautions not to ingest, breathe the fumes or contact the used oil.



Contact with ASBESTOS has been identified by a United States federal agency and some USA state agencies as causing CANCER or REPRODUCTIVE TOXICITY. When handling engine gaskets take all necessary precautions not to ingest, breathe or contact the dust from the gaskets! Use adequate ventilation and wear protective gloves, masks and clothing!



Contact with BENZINE and LEAD, found in gasoline, fuel additives and solvents has been identified by a United States federal agency and some USA state agencies as causing CANCER or REPRODUCTIVE TOXICITY. When checking, draining or adding gasoline and fuel additives or using solvents take all necessary precautions not to ingest, breathe the fumes or contact the liquids. Use adequate ventilation and wear protective gloves, masks and protective clothing!

PSP-1

SPECIAL PARTS LIST FOR MODEL 5.5NNE-1R SPEC 261000
FOR STANDARD PARTS REFER TO CATALOG 940-0226 KEY NO.
OPTIONAL GROUPS IN CATALOG ARE LISTED BY GROUP NO. BELOW WHEN USED
NO. 511-1180

PART NO.	QTY.	DESCRIPTION	PART NO.	QTY.	DESCRIPTION
----------	------	-------------	----------	------	-------------

Above Floor Mounting

DATED 12/09/87

REVISED

PAGE

OF



**Power
Generation**

Redistribution or publication of this document
by any means, is strictly prohibited.

PART NO.	QTY.	DESCRIPTION	PART NO.	QTY.	DESCRIPTION
		Above Floor Mounting			

SPECIAL PARTS LIST FOR MODEL 6.5NHE-FA SPEC 26100G

FOR STANDARD PARTS REFER TO CATALOG 940-0228 KEY NO

OPTIONAL GROUPS IN CATALOG ARE LISTED BY GROUP NO. BELOW WHEN USED.

WIRING DIAGRAM NO. 611-1190

PART NO.	QTY.	DESCRIPTION	PART NO.	QTY.	DESCRIPTION
		Gasoline Carburetion			
		Above Floor Mounting			

SPECIAL PARTS LIST FOR MODEL 6.5NHE-FA SPEC 26100H

FOR STANDARD PARTS REFER TO CATALOG 940-0228 KEY NO.

OPTIONAL GROUPS IN CATALOG ARE LISTED BY GROUP NO. BELOW WHEN USED.

WIRING DIAGRAM NO. 61T-4199

PART NO.	QTY.	DESCRIPTION	PART NO.	QTY.	DESCRIPTION
		Gasoline Carburetor			
		Above Floor Mounting			

SPECIAL PARTS LIST FOR MODEL 6.5NHE-1R SPEC 261010
FOR STANDARD PARTS REFER TO CATALOG 940-0220 KEY NO.
OPTIONAL GROUPS IN CATALOG ARE LISTED BY GROUP NO. BELOW WHEN USED.
WD: 611-1180

PART NO.	QTY.	DESCRIPTION	PART NO.	QTY.	DESCRIPTION
----------	------	-------------	----------	------	-------------

Below Floor Mounting

SPECIAL PARTS LIST FOR MODEL 6.5 NHE-FA SPEC 26101E
FOR STANDARD PARTS REFER TO CATALOG 940-0228 KEY NO. -
OPTIONAL GROUPS IN CATALOG ARE LISTED BY GROUP NO. BELOW WHEN USED.
WIRING DIAGRAM NO. 611-1180

PART NO.	QTY.	DESCRIPTION	PART NO.	QTY.	DESCRIPTION
----------	------	-------------	----------	------	-------------

Below Floor Mounting

SPECIAL PARTS LIST FOR MODEL 6.5NHE-FA SPEC 261019

FOR STANDARD PARTS REFER TO CATALOG 940-0238 KEY NO

OPTIONAL GROUPS IN CATALOG ARE LISTED BY GROUP NO. BELOW WHEN USED.

WIRING DIAGRAM NO. 511-1190

PART NO.	QTY.	DESCRIPTION	PART NO.	QTY.	DESCRIPTION
----------	------	-------------	----------	------	-------------

$$\frac{r_0}{m} \left(\frac{\partial^2 u}{\partial t^2} + \frac{1}{r} \frac{\partial u}{\partial r} \right) = c^2 \nabla^2 u$$

[illegible][illegible]

SPECIAL PARTS LIST FOR MODEL 5 DUEL IN SPEC 261100
 FOR STANDARD PARTS REFER TO CATALOG 340-0228 KEY NO
 OPTIONAL GROUPS IN CATALOG ARE LISTED BY GROUP NO. BELOW WHEN USED.

PART NO.	QTY.	DESCRIPTION	PART NO.	QTY.	DESCRIPTION
----------	------	-------------	----------	------	-------------

Above Floor Mounting

DATED 12/09/87

REVISED

PAGE 1 OF 1

SECRET

1. 2. 3. 4. 5. 6. 7. 8. 9. 10. 11. 12. 13. 14. 15. 16. 17. 18. 19. 20. 21. 22. 23. 24. 25. 26. 27. 28. 29. 30. 31. 32. 33. 34. 35. 36. 37. 38. 39. 40. 41. 42. 43. 44. 45. 46. 47. 48. 49. 50. 51. 52. 53. 54. 55. 56. 57. 58. 59. 60. 61. 62. 63. 64. 65. 66. 67. 68. 69. 70. 71. 72. 73. 74. 75. 76. 77. 78. 79. 80. 81. 82. 83. 84. 85. 86. 87. 88. 89. 90. 91. 92. 93. 94. 95. 96. 97. 98. 99. 100. 101. 102. 103. 104. 105. 106. 107. 108. 109. 110. 111. 112. 113. 114. 115. 116. 117. 118. 119. 120. 121. 122. 123. 124. 125. 126. 127. 128. 129. 130. 131. 132. 133. 134. 135. 136. 137. 138. 139. 140. 141. 142. 143. 144. 145. 146. 147. 148. 149. 150. 151. 152. 153. 154. 155. 156. 157. 158. 159. 160. 161. 162. 163. 164. 165. 166. 167. 168. 169. 170. 171. 172. 173. 174. 175. 176. 177. 178. 179. 180. 181. 182. 183. 184. 185. 186. 187. 188. 189. 190. 191. 192. 193. 194. 195. 196. 197. 198. 199. 200. 201. 202. 203. 204. 205. 206. 207. 208. 209. 210. 211. 212. 213. 214. 215. 216. 217. 218. 219. 220. 221. 222. 223. 224. 225. 226. 227. 228. 229. 230. 231. 232. 233. 234. 235. 236. 237. 238. 239. 240. 241. 242. 243. 244. 245. 246. 247. 248. 249. 250. 251. 252. 253. 254. 255. 256. 257. 258. 259. 260. 261. 262. 263. 264. 265. 266. 267. 268. 269. 270. 271. 272. 273. 274. 275. 276. 277. 278. 279. 280. 281. 282. 283. 284. 285. 286. 287. 288. 289. 290. 291. 292. 293. 294. 295. 296. 297. 298. 299. 300. 301. 302. 303. 304. 305. 306. 307. 308. 309. 310. 311. 312. 313. 314. 315. 316. 317. 318. 319. 320. 321. 322. 323. 324. 325. 326. 327. 328. 329. 330. 331. 332. 333. 334. 335. 336. 337. 338. 339. 340. 341. 342. 343. 344. 345. 346. 347. 348. 349. 350. 351. 352. 353. 354. 355. 356. 357. 358. 359. 360. 361. 362. 363. 364. 365. 366. 367. 368. 369. 370. 371. 372. 373. 374. 375. 376. 377. 378. 379. 380. 381. 382. 383. 384. 385. 386. 387. 388. 389. 390. 391. 392. 393. 394. 395. 396. 397. 398. 399. 400. 401. 402. 403. 404. 405. 406. 407. 408. 409. 410. 411. 412. 413. 414. 415. 416. 417. 418. 419. 420. 421. 422. 423. 424. 425. 426. 427. 428. 429. 430. 431. 432. 433. 434. 435. 436. 437. 438. 439. 440. 441. 442. 443. 444. 445. 446. 447. 448. 449. 450. 451. 452. 453. 454. 455. 456. 457. 458. 459. 460. 461. 462. 463. 464. 465. 466. 467. 468. 469. 470. 471. 472. 473. 474. 475. 476. 477. 478. 479. 480. 481. 482. 483. 484. 485. 486. 487. 488. 489. 490. 491. 492. 493. 494. 495. 496. 497. 498. 499. 500. 501. 502. 503. 504. 505. 506. 507. 508. 509. 510. 511. 512. 513. 514. 515. 516. 517. 518. 519. 520. 521. 522. 523. 524. 525. 526. 527. 528. 529. 530. 531. 532. 533. 534. 535. 536. 537. 538. 539. 540. 541. 542. 543. 544. 545. 546. 547. 548. 549. 550. 551. 552. 553. 554. 555. 556. 557. 558. 559. 560. 561. 562. 563. 564. 565. 566. 567. 568. 569. 570. 571. 572. 573. 574. 575. 576. 577. 578. 579. 580. 581. 582. 583. 584. 585. 586. 587. 588. 589. 590. 591. 592. 593. 594. 595. 596. 597. 598. 599. 600. 601. 602. 603. 604. 605. 606. 607. 608. 609. 610. 611. 612. 613. 614. 615. 616. 617. 618. 619. 620. 621. 622. 623. 624. 625. 626. 627. 628. 629. 630. 631. 632. 633. 634. 635. 636. 637. 638. 639. 640. 641. 642. 643. 644. 645. 646. 647. 648. 649. 650. 651. 652. 653. 654. 655. 656. 657. 658. 659. 660. 661. 662. 663. 664. 665. 666. 667. 668. 669. 670. 671. 672. 673. 674. 675. 676. 677. 678. 679. 680. 681. 682. 683. 684. 685. 686. 687. 688. 689. 690. 691. 692. 693. 694. 695. 696. 697. 698. 699. 700. 701. 702. 703. 704. 705. 706. 707. 708. 709. 710. 711. 712. 713. 714. 715. 716. 717. 718. 719. 720. 721. 722. 723. 724. 725. 726. 727. 728. 729. 730. 731. 732. 733. 734. 735. 736. 737. 738. 739. 740. 741. 742. 743. 744. 745. 746. 747. 748. 749. 750. 751. 752. 753. 754. 755. 756. 757. 758. 759. 760. 761. 762. 763. 764. 765. 766. 767. 768. 769. 770. 771. 772. 773. 774. 775. 776. 777. 778. 779. 780. 781. 782. 783. 784. 785. 786. 787. 788. 789. 790. 791. 792. 793. 794. 795. 796. 797. 798. 799. 800. 801. 802. 803. 804. 805. 806. 807. 808. 809. 810. 811. 812. 813. 814. 815. 816. 817. 818. 819. 820. 821. 822. 823. 824. 825. 826. 827. 828. 829. 830. 831. 832. 833. 834. 835. 836. 837. 838. 839. 840. 84

Figure 1. The effect of the concentration of the H_2O_2 solution on the amount of the released H_2O from the H_2O_2 -loaded hydrogel. The amount of the released H_2O was measured by the weight difference of the hydrogel before and after the release. The concentration of the H_2O_2 solution was 0.1, 0.2, 0.3, 0.4, 0.5, 0.6, 0.7, 0.8, 0.9, and 1.0 wt. %.

SPECIAL PARTS LIST FOR MODEL 6.3NHE-FA SPEC 26110G
FOR STANDARD PARTS REFER TO CATALOG 940-0228 KEY NO. 561
OPTIONAL GROUPS IN CATALOG ARE LISTED BY GROUP NO. BELOW WHEN USED.
WIRING DIAGRAM NO. 611-1190

| PART NO. | QTY. | DESCRIPTION | PART NO. | QTY. | DESCRIPTION |
|----------|------|-----------------------|----------|------|-------------|
| | | LP Liquid Carburetion | | | |
| | | Above Floor Mounting | | | |

SPECIAL PARTS LIST FOR MODEL 6.3NHEL-1R SPEC 26111D
FOR STANDARD PARTS REFER TO CATALOG 940-0228 KEY NO.
OPTIONAL GROUPS IN CATALOG ARE LISTED BY GROUP NO. BELOW WHEN USED.
WD

| PART NO. | QTY. | DESCRIPTION | PART NO. | QTY. | DESCRIPTION |
|----------|------|-------------|----------|------|-------------|
|----------|------|-------------|----------|------|-------------|

Above Floor Mounting

DATED 12/09/87

REVISED

PAGE 1 OF 1

SPEC 26111E

KEY NO:

OPTIONAL GROUPS IN CATALOG ARE LISTED BY GROUP NO. BELOW WHEN USED.

WIRING DIAGRAM NO. 611-1190

| PART NO. | QTY. | DESCRIPTION | PART NO. | QTY. | DESCRIPTION |
|----------|------|-----------------------|----------|------|-------------|
| | | LP Liquid Carburetion | | | |
| | | Below Floor Mounting | | | |

SPECIAL PARTS LIST FOR MODEL 6.3NHE-FA SPEC 26111G
FOR STANDARD PARTS REFER TO CATALOG 940-0228 KEY NO.
OPTIONAL GROUPS IN CATALOG ARE LISTED BY GROUP NO. BELOW WHEN USED.
WIRING DIAGRAM NO. 611-1190

| PART NO. | QTY. | DESCRIPTION | PART NO. | QTY. | DESCRIPTION |
|----------|------|-----------------------|----------|------|-------------|
| | | LP Liquid Carburetion | | | |
| | | Below Floor Mounting | | | |

WIRING DIAGRAM NO. 611-1200

Below Floor Mounting

SPECIAL PARTS LIST FOR MODEL 5.0NHE-FP SPEC 29236E

FOR STANDARD PARTS REFER TO CATALOG 940-0228 KEY NO.

OPTIONAL GROUPS IN CATALOG ARE LISTED BY GROUP NO. BELOW WHEN USED.

WIRING DIAGRAM NO. 611-1183

| PART NO. | QTY. | DESCRIPTION | PART NO. | QTY. | DESCRIPTION |
|----------|------|-------------|----------|------|-------------|
|----------|------|-------------|----------|------|-------------|

Above Floor Mounting

SPECIAL PARTS LIST FOR MODEL 5.0NHE-FN SPEC 29236G

FOR STANDARD PARTS REFER TO CATALOG 940-0228 KEY NO.

OPTIONAL GROUPS IN CATALOG ARE LISTED BY GROUP NO. BELOW WHEN USED.

WIRING DIAGRAM NO. 611-1191

| PART NO. | QTY. | DESCRIPTION | PART NO. | QTY. | DESCRIPTION |
|----------|------|----------------------|----------|------|-------------|
| | | Gasoline Carburetion | | | |
| | | Above Floor Mounting | | | |

SPECIAL PARTS LIST FOR MODEL 5.0NHE-FN SPEC 29236H

FOR STANDARD PARTS REFER TO CATALOG 940-0228 KEY NO

OPTIONAL GROUPS IN CATALOG ARE LISTED BY GROUP NO. BELOW WHEN USED.

WIRING DIAGRAM NO. 611-1200

[illegible]

Above Floor Mounting

WIRING DIAGRAM NO. 611-1183

Below Floor Mounting



SPECIAL PARTS LIST FOR MODEL 5.0NHE-FN SPEC 29237G
FOR STANDARD PARTS REFER TO CATALOG 940-0228 KEY NO.
OPTIONAL GROUPS IN CATALOG ARE LISTED BY GROUP NO. BELOW WHEN USED.
WIRING DIAGRAM NO. 611-1191

| PART NO. | QTY. | DESCRIPTION | PART NO. | QTY. | DESCRIPTION |
|----------|------|----------------------|----------|------|-------------|
| | | Gasoline Carburetion | | | |
| | | Below Floor Mounting | | | |

SPECIAL PARTS LIST FOR MODEL 5.0NHE-FN SPEC 29237H
FOR STANDARD PARTS REFER TO CATALOG 940-0228 KEY NO.
OPTIONAL GROUPS IN CATALOG ARE LISTED BY GROUP NO. BELOW WHEN USED.
WIRING DIAGRAM NO. 611-1200

| PART NO. | QTY. | DESCRIPTION | PART NO. | QTY. | DESCRIPTION |
|----------|------|----------------------|----------|------|-------------|
| | | Gasoline Carburetion | | | |
| | | Below Floor Mounting | | | |

SPECIAL PARTS LIST FOR MODEL 5.0NHE-FN SPEC 31813G
FOR STANDARD PARTS REFER TO CATALOG 940-0228 KEY NO.
OPTIONAL GROUPS IN CATALOG ARE LISTED BY GROUP NO. BELOW WHEN USED.
WIRING DIAGRAM NO. 611-1191

| PART NO. | QTY. | DESCRIPTION | PART NO. | QTY. | DESCRIPTION |
|----------|------|-----------------------|----------|------|-------------|
| | | LP Liquid Carburetion | | | |
| | | Above Floor Mounting | | | |

SPECIAL PARTS LIST FOR MODEL 5.0NHE-FN SPEC 31813H
FOR STANDARD PARTS REFER TO CATALOG 940-0228 KEY NO. _____
OPTIONAL GROUPS IN CATALOG ARE LISTED BY GROUP NO. BELOW WHEN USED.
WIRING DIAGRAM NO. 611-1200

| PART NO. | QTY. | DESCRIPTION | PART NO. | QTY. | DESCRIPTION |
|----------|------|-----------------------|----------|------|-------------|
| | | LP Liquid Carburetion | | | |
| | | Above Floor Mounting | | | |

FOR STANDARD PARTS REFER TO CATALOG 940-0228 KEY NO. _____
OPTIONAL GROUPS IN CATALOG ARE LISTED BY GROUP NO. BELOW WHEN USED.
WIRING DIAGRAM NO. 611-1191

| PART NO. | QTY. | DESCRIPTION | PART NO. | QTY. | DESCRIPTION |
|----------|------|-----------------------|----------|------|-------------|
| | | LP Liquid Carburetion | | | |
| | | Below Floor Mounting | | | |

Introduction

This catalog applies to the Standard NHE/NHEL Recreational Vehicle Generator Sets as listed in the Generator Set Data Table. Parts are arranged in groups of related items and each illustrated part is identified by a reference number corresponding to the same reference number in the parts list. Unless otherwise mentioned in the description, parts are interchangeable between models. Parts illustrations are typical. Using the model and specification number from your generator set nameplate, select parts that apply to your set. Right and Left sides are determined by Facing the engine (front) end of the set.

Generator Set Data Table

| Model | Mounting Location | Volts | Hertz | Wire | Carburetion |
|--------------------|--------------------------|--------------|--------------|-------------|--------------------|
| 5.0NHE-FN/11442 | Above Floor | 120/240 | 50 | 3 | LP Vapor |
| 5.0NHE-FN/29236 | Above Floor | 115/230 | 50 | 3 | Gasoline |
| 5.0NHE-FN/29237 | Below Floor | 115/230 | 50 | 3 | Gasoline |
| 5.0NHE-FN/31813 | Above Floor | 115/230 | 50 | 3 | LP Liquid |
| 5.0NHE-FN/31814 | Below Floor | 115/230 | 50 | 3 | LP Liquid |
| 5.0NHE-FP/29236 | Above Floor | 120/240 | 50 | 4 | Gasoline |
| 5.0NHE-FP/29237 | Below Floor | 120/240 | 50 | 4 | Gasoline |
| 5.0NHE-53CR/29236 | Above Floor | 120/240 | 50 | 4 | Gasoline |
| 5.0NHE-53CR/29237 | Below Floor | 120/240 | 50 | 4 | Gasoline |
| 5.0NHE-FR/29236 | Above Floor | 115/230 | 50 | | Gasoline |
| 5.0NHE-FR/29237 | Below Floor | 115/230 | 50 | | Gasoline |
| 5.0NHE-FR/31813 | Above Floor | 115/230 | 50 | | LP Liquid |
| 5.0NHE-FR/31814 | Below Floor | 115/230 | 50 | 4 | LP Liquid |
| 5.0NHEL-53CR/31813 | Above Floor | 120/240 | 50 | 4 | LP Liquid |
| 5.0NHEL-53CR/31814 | Below Floor | 120/240 | 50 | 4 | LP Liquid |
| 6.3NHE-FA/26110 | Above Floor | 120 | 60 | 2 | LP Liquid |
| 6.3NHE-FA/26111 | Below Floor | 120 | 60 | 2 | LP Liquid |
| 6.3NHE-FA/26120 | Above Floor | 120 | 60 | 2 | LP Vapor |
| 6.3NHE-FA/54174 | Below Floor | 120 | 60 | 2 | LP Liquid |
| 6.3NHE-FA/54874 | Above Floor | 120 | 60 | 2 | LP Liquid |
| 6.3NHEL-1R/26110 | Above Floor | 120 | 60 | 2 | LP Liquid |
| 6.3NHEL-1R/26111 | Below Floor | 120 | 60 | 2 | LP Liquid |
| 6.3NHE-FA/11500 | Above Floor | 120 | 60 | | LP Vapor |
| 6.3NHE-FA/11571 | Above Floor | 120 | 60 | | LP Liquid |
| 6.3NHE-FA/26110 | Above Floor | 120 | 60 | | LP Liquid |
| 6.3NHE-FA/26111 | Below Floor | 120 | 60 | | LP Liquid |
| 6.3NHE-FA/54174 | Below Floor | 120 | 60 | | LP Liquid |
| 6.3NHE-FR/54874 | Above Floor | 120 | 60 | | LP Liquid |
| 6.3NHE-FA/63753 | Below Floor | 120 | 60 | | LP Liquid |
| 6.5NHE-FA/26100 | Above Floor | 120 | 60 | 2 | Gasoline |
| 6.5NHE-FA/26101 | Below Floor | 120 | 60 | 2 | Gasoline |
| 6.5NHE-1R/26100 | Above Floor | 120 | 60 | 2 | Gasoline |
| 6.5NHE-1R/26101 | Below Floor | 120 | 60 | 2 | Gasoline |
| 6.5NHE-FA/11579 | Above Floor | 120 | 60 | | Gasoline |
| 6.5NHE-FA/26100 | Above Floor | 120 | 60 | | Gasoline |
| 6.5NHE-FA/26101 | Below Floor | 120 | 60 | | Gasoline |

* — The diagonal line (/) in the model and specification number separates generator set characteristics from the specification number and letter. The specification number denotes customer requested options or deviations from a standard (1A, 1B, etc.) model. The specification letter advances (A to B, B to C, etc.) with major manufacturing changes.

Index

- Adapter, Above Floor Exhaust, **44**
Adapter, Below Floor Flange Type Exhaust, **46**
Adapter, Carburetor (Spec D–L), **25**
Adapter, Fuel Hose, **20**
Adapter, Gasoline Fuel Air Cleaner, **18**
Adapter, Generator, **48**
Adapter, Housing Carburetor, **42**
Adapter, LP Fuel Air Cleaner, **22**
Adapter, LP Vapor Air Cleaner, **24**
Adapter, Oil Filter, **14**
Adapter, Preheater, **18**
Arm, Governor, **13**
- Backplate, Scroll, **40**
Baffle, Preheater, **18**
Ball, Governor, **12**
Ball, Governor Bearing, **13**
Base, Breaker Box, **34**
Base, Oil, **16**
Bearing, Camshaft, **10**
Bearing, Connecting Rod Half, **10**
Bearing, Crankshaft, **8**
Bearing, Front Crankshaft, **10**
Bearing, Generator Ball, **48**
Bearing, Governor Needle, **13**
Bi–Metal, Choke, **18**
Block, Cylinder, **8, 10**
Block, Generator Brush, **48**
Block, Terminal, **50**
Block, with Terminal, **48**
Board, PC, **50**
Bowl, Fuel, **31**
Box, Breaker, **34**
Box, Breaker (Spec D–E), **33**
Brace, Rear, **42**
Brace, Side, **42**
Bracket, Above Floor Exhaust, **44**
Bracket, Above Floor Exhaust Flange, **44**
Bracket, Above Floor Muffler, **44**
Bracket, Below Floor Exhaust, **46**
Bracket, Diaphragm Mounting, **18**
Bracket, Fuse Holder, **50**
Bracket, Gas Regulator, **26**
Bracket, Gasoline Fuel Housing Mounting, **18**
Bracket, Governor, **38**
Bracket, Governor Adjust Cable, **38**
Bracket, Housing, **42**
Bracket, Ignition Coil, **32**
Bracket, Ignition Control, **32**
Bracket, Lifting, **40**
Bracket, LP Fuel Housing Mounting, **22**
Bracket, LP Liquid Filter Mounting, **22**
Bracket, LP Liquid Fuel Line, **22**
Bracket, LP Vapor Housing Mounting, **24**
Bracket, LP Vapor Regulator, **24**
Bracket, Regulator – Gas, **25**
Bracket, Relay, **22**
Bracket, Support, **42**
- Breaker, Circuit, **50**
Brush, Generator, **48**
Bushing, Governor, **12**
Bushing, Piston Pin, **10**
Bushing, Reducer, **22**
Bypass, Breather Tube, **58**
- Cable, Governor Adjust, **38**
Cable, Spark Plug (Spec D–E), **33**
Cable, Spark Plug (Spec G), **32**
Camshaft, **12**
Cap, Drive, **37**
Cap, Oil Fill Indicator, **16**
Cap, Valve Rotor, **8**
Cap, Vinyl, **18**
Carburetor, **18**
Carburetor Conversion Kit, **59**
Carburetor, Gasoline (Spec A–J), **27**
Carburetor, LP, **31**
Carburetor, LP Liquid, **22**
Carburetor, LP Vapor, **24**
Carburetor, LPG (Emissions), **26**
Coil, Battery Ignition, **32**
Coil, Ignition (Spec D–E), **33**
Components, Gasoline Carburetor, **30**
Components, Gasoline Carburetor (Spec A–J), **27**
Components, Gasoline Carburetor (Spec K, L, N–P), **29**
Components, LP Carburetor, **31**
Components, Starter, **36**
Components, Starter (191–2132 & 191–2158), **37**
Condenser, Ignition, **34**
Condenser, Ignition (Beginning 9/87), **48**
Condenser, Ignition (Spec D–E), **33**
Connector, **32**
Connector, Conduit, **48**
Connector, Fuel Shutoff Valve Male, **22**
Connector, Hose, **25**
Connector, Hose (Begin Spec H), **24**
Connector, Inverted Flare Male, **18**
Control, **50**
Control, Ignition, **32**
Control, Remote Start, **51**
Conversion, LPG System Field, **25**
Cover, Air Inlet, **18**
Cover, Breaker Box, **34**
Cover, Breather, **8**
Cover, Brush Block, **48**
Cover, Choke Housing, **18**
Cover, Control, **50**
Cover, Switch, **50**
Cover, Valve, **8**
Crankshaft, **11**
Cup, Governor, **12**
Cup, Oil Pump Intake, **16**
- Decal, Warning, **42**
Diode, Remote Control, **51**
Drain, Oil Filter, **14**

Index

Elbow, 90 Degree Street, **24**
Elbow, Fuel Pump, **18**
Elbow, Gasoline Carburetor, **18**
Elbow, LP Liquid Exhaust Manifold, **22**
Elbow, Regulator, **22**
Elbow, Regulator Reducing, **22**
Elbow, Street, **25**
Element and Cover, Choke, **18**
Element, Gasoline Fuel Air Cleaner, **18**
Element, LP Fuel Air Cleaner, **22**
Element, LP Liquid Fuel Filter, **22**
Element, LP Vapor Air Cleaner, **24**
Exhaust, Above Floor Models, **44**
Exhaust, Below Floor, **46**

Fan, Armature, **48**
Filter, Breather Tube, **8**
Filter, Fuel, **18**
Filter, LP Liquid, **22**
Filter, Oil, **14**
Filter, Spin-on Oil, **14**
Fitting, Intake Manifold Vacuum, **18**
Flywheel, **11**
Fuel System (LPG) Field Conversion, **26**
Fuel System, Gasoline, **18, 20**
Fuel System, LP Liquid, **22**
Fuel System, LP Vapor, **24**
Fuse, PCB #3 Wiring Harness, **57**
Fuse, Slow Blow, **50**

Gasket, Above Floor Exhaust, **44**
Gasket, Above Floor Exhaust Manifold, **44**
Gasket, Adapter – Air Intake, **25**
Gasket, Air Horn, **18**
Gasket, Airhorn, **26**
Gasket, Bearing Plate, **8**
Gasket, Below Floor Exhaust, **46**
Gasket, Below Floor Exhaust Manifold, **46**
Gasket, Bowl, **31**
Gasket, Breaker Box, **34**
Gasket, Carburetor, **26**
Gasket, Carburetor Mounting, **18**
Gasket, Cylinder Head, **8**
Gasket, Gearcase Mounting, **13**
Gasket, Intake Manifold, **20**
Gasket, Intake Valve, **8**
Gasket, LP Liquid Air Horn, **22**
Gasket, LP Liquid Carburetor Mounting, **22**
Gasket, LP Liquid Intake Manifold, **22**
Gasket, LP Vapor Air Horn, **24**
Gasket, LP Vapor Carburetor Mounting, **24**
Gasket, LP Vapor Intake Manifold, **24**
Gasket, Oil Base, **16**
Gasket, Oil Drain, **16**
Gasket, Oil Filter Adapter, **14**
Gasket, Plate, **32**
Gasket, Valve Cover, **8**
Gear, Armature, **48**

Gear, Camshaft, **12**
Gear, Crankshaft, **11**
Gearcase, **13**
Gearcase Kit, **13**
Generator, **48**
Governor, **38**
Grommet, Nylon, **48**
Grommet, Rubber, **42**
Guard, Scroll, **40**
Guide, Valve, **8**

Hanger, Above Floor Exhaust, **44**
Hanger, Below Floor Exhaust Pipe, **46**
Harness, AC Outlet Wiring, **50**
Harness, Battery Charge, **48**
Harness, Engine, **56**
Harness, Fuel Pump, **18**
Harness, Ignition Relay, **53**
Harness, LP Ignition Relay, **22**
Harness, PCB, **55**
Harness, PCB #1, **55**
Harness, PCB #3, **57**
Harness, PCB Wiring, **50**
Harness, Remote Wiring, **52**
Harness, Voltage Regulator Wiring, **50**
Head, Cylinder, **8**
Holder, Fuse, **50**
Holder, PCB #3 Wiring Harness Fuse, **57**
Hose, Choke Vacuum, **18**
Hose, Gasoline Fuel, **20**
Hose, LP Fuel, **25**
Hose, LP Liquid Fuel, **22**
Hose, LP System Oil (Vent), **25**
Hose, LP Vapor Fuel, **26**
Hose, LP Vapor Fuel, **24**
Hose, LP Vapor Oil (12" Vented), **24**
Hose, LP Vapor Oil (Vent), **26**
Hose, Preheater, **18**
Housing, Air, **40**
Housing, Air Cylinder, **40**
Housing, Below Floor, **42**
Housing, Choke, **18**
Housing, Gasoline Fuel Air Cleaner, **18**
Housing, LP Fuel Air Cleaner, **22**
Housing, LP Vapor Air Cleaner, **24**
Housing, Stator, **48**
Hub, Governor Cup, **12**

Ignition, Electronic, **32**
Insert, Valve Seat, **8**
Insulator, Fuse, **50**
Insulator, PC Board, **50**
Insulator, Start Solenoid, **50**
Isolator, Vibration, **16**

Jet, High Altitude, **27**
Jet, Idle (Spec A-J), **27**
Jet, Idle (Spec K, L), **30**

Index

- Jet, Main (Spec K, L), **30**
Jet, Power (Spec A–J), **27**
Joint, Governor Rod Ball, **38**
- Key, Camshaft, **12**
Key, Crankshaft Gear, **11**
Kit Assembly, Drive, **37**
Kit, Auto–Choke Carburetor, **59**
Kit, Blower Wheel Key, **11**
Kit, Carburetor (Spec A–J), **27**
Kit, Carburetor Repair (Spec A–J), **37**
Kit, Choke Bimetal (Spec K, L), **30**
Kit, Choke Breaker (Spec K, L), **30**
Kit, Choke Shaft (Spec K, L), **30**
Kit, Conversion, **26**
Kit, Conversion – LP, **25**
Kit, Electronic Ignition (Spec D–E), **33**
Kit, Engine Gasket, **10**
Kit, Float (Spec A–J), **27**
Kit, Float (Spec K, L), **30**
Kit, Oil Pump Gasket, **10**
Kit, Piston, **10**
Kit, Piston Ring, **10**
Kit, Remote Control, **51**
Kit, Repair (Spec K, L), **30**
Kit, Starter Drive, **36**
Kit, Vacuum Sustain (Spec K, L), **30**
Kits, Gasket, **59**
- Label, Kit Number, **26**
Label, LP Kit, **25**
Label, LPG Fuel, **25**
Label, LP Kit, **26**
Labels, **59**
Lead, Resistor, **48**
Lever, Throttle Shaft, **31**
Line, Gasoline Fuel, **18**
Line, Lp Liquid, **22**
Link, Governor Spring, **13**
Linkage, Choke, **18**
Linkage, Pulloff, **18**
Lock, Valve Spring, **8**
- Manifold, Above Floor Exhaust, **44**
Manifold, Below Floor Exhaust, **46**
Manifold, Intake, **20**
Manifold, LP Liquid Exhaust, **22**
Manifold, LP Liquid Intake, **22**
Manifold, LP Vapor Exhaust, **24**
Manifold, LP Vapor Intake, **24**
Meter, Battery Condition, **51**
Meter, Time Totalizing, **51**
Muffler, Above Floor Spark Arrestor, **44**
Muffler, Below Floor Spark Arrestor, **46**
- Needle, Idle Adjust, **31**
Nipple, Fuel Shutoff Close, **22**
Nipple, Pipe, **24**
Nipple, Pipe, **25**
O'Ring, Oil Fill Cap, **16**
O'Ring, Stator Housing, **48**
Paint, **59**
Pan, Below Floor Drip, **42**
Pan, Breather, **8**
Pan, Drip, **16**
Panel, Control, **51**
Panel, Housing, **42**
Panel, Remote Control, **51**
Pin, Camshaft Center, **12**
Pin, Drive – Bearing Stop, **10**
Pin, Gear Cover Alignment, **10**
Pin, Governor Cup Stop Dowel, **13**
Pin, Hinge, **42**
Pin, Piston, **10**
Plate, Bearing – Rear, **8**
Plate, Hinge, **42**
Plate, Ignition Plunger Cover, **32**
Plate, Throttle, **31**
Plug, Air Cleaner Cover Button, **18**
Plug, Air Housing Dot Button, **40**
Plug, Bowl, **31**
Plug, Cylinder Block Core Hole, **10**
Plug, Head – Square, **25**
Plug, Hex Pipe, **22**
Plug, Hole, **50**
Plug, Intake Manifold Pipe, **18**
Plug, LP Vapor Intake Manifold Hex Pipe, **24**
Plug, Oil Drain, **16**
Plug, Spark, **32**
Plug, Spark (Spec D–E), **33**
Plug, Square Head, **24**
Plug, Vacuum Port, **8**
Plug, Welch – Camshaft, **8**
Plunger, Breaker Points, **34**
Plunger, Bypass Valve, **8**
Point, Breaker, **34**
Potentiometer, **50**
Pulloff, Choke, **18**
Pump, Electric Fuel, **18**
Pump, Oil, **10**
- Rectifier, Bridge, **59**
Rectifier, Generator Bridge, **48**
Rectifier, PCB #3 Wiring Harness, **57**
Rectifier, Silicon, **53**
Reed, Breather Valve, **8**
Regulator, Field Conversion Gas, **25**
Regulator, Gas, **26**
Regulator, LP Liquid, **22**
Regulator, LP Vapor, **24**
Regulator, Voltage, **50**
Relay, LP Liquid Ignition, **22**
Relay, PCB #3 Wiring Harness, **57**
Resistor, Battery Charger, **48**
Resistor, Gasoline Fuel Pump, **48**

Index

Resonator, Above Floor Exhaust, **44**
Retainer, Governor Bracket Pushon, **38**
Ring, Armature Collector, **48**
Ring, Camshaft Retaining, **12**
Ring, Crankshaft Retaining, **11**
Ring, Retaining, **10**
Ring, Tolerance, **48**
Rod, Air Inlet, **18**
Rod, Connecting, **10**
Rod, Governor Arm, **38**
Rod, Throttle, **38**
Rotor Assembly, Ignition, **32**
Rotor, Wound, **48**
Rubber Dust Seal, **31**

Scroll, Air Housing, **40**
Seal, Crankshaft Oil, **13**
Seal, Dust, **31**
Seal, Governor Shaft Oil, **13**
Seal, Intake Valve Oil, **8**
Seal, Oil – Crankshaft Rear, **8**
Shaft, Governor, **13**
Shield, Noise, **40**
Shim, Crankshaft, **8**
Snubber, **16**
Solenoid, Lp Vapor, **24**
Solenoid, Start, **50**
Solenoid, Vapor – LP, **25**
Spacer, Above Floor Muffler, **44**
Spacer, Pump Mounting, **20**
Spacer, Regulator Adapter, **22**
Spring, Breather Valve, **8**
Spring, Bypass, **18**
Spring, Bypass Valve, **8**
Spring, Compression, **38**
Spring, Gearcase Idle Needle, **13**
Spring, Generator Brush, **48**

Spring, Governor, **38**
Spring, Idle Needle, **31**
Spring, Main Jet Screw, **31**
Spring, Regulator Adapter, **22**
Spring, Throttle Stop, **31**
Spring, Valve, **8**
Starter, **35**
Strap, Above Floor Muffler, **44**
Strap, Ground, **40**
Strap, Oil Base Ground, **16**
Stud, Long Extended Shaft, **48**
Support, Hinge, **42**
Support, Housing, **42**
Switch, Control Rocker, **50**
Switch, Low Oil Pressure, **14**
Switch, Remote Start Control Rocker, **51**
System, Ignition, **33**

Tappet, Valve, **8**
Terminal, Lp Vapor, **24**
Tube, Above Floor Exhaust, **44**
Tube, Breather, **58**
Tube, Choke Housing, **18**
Tube, Cylinder Block Oil, **10**
Tube, Gasoline Fuel Breather, **18**
Tube, Idle, **31**
Tube, LP Liquid Breather, **22**
Tube, LP Vapor Breather, **24**

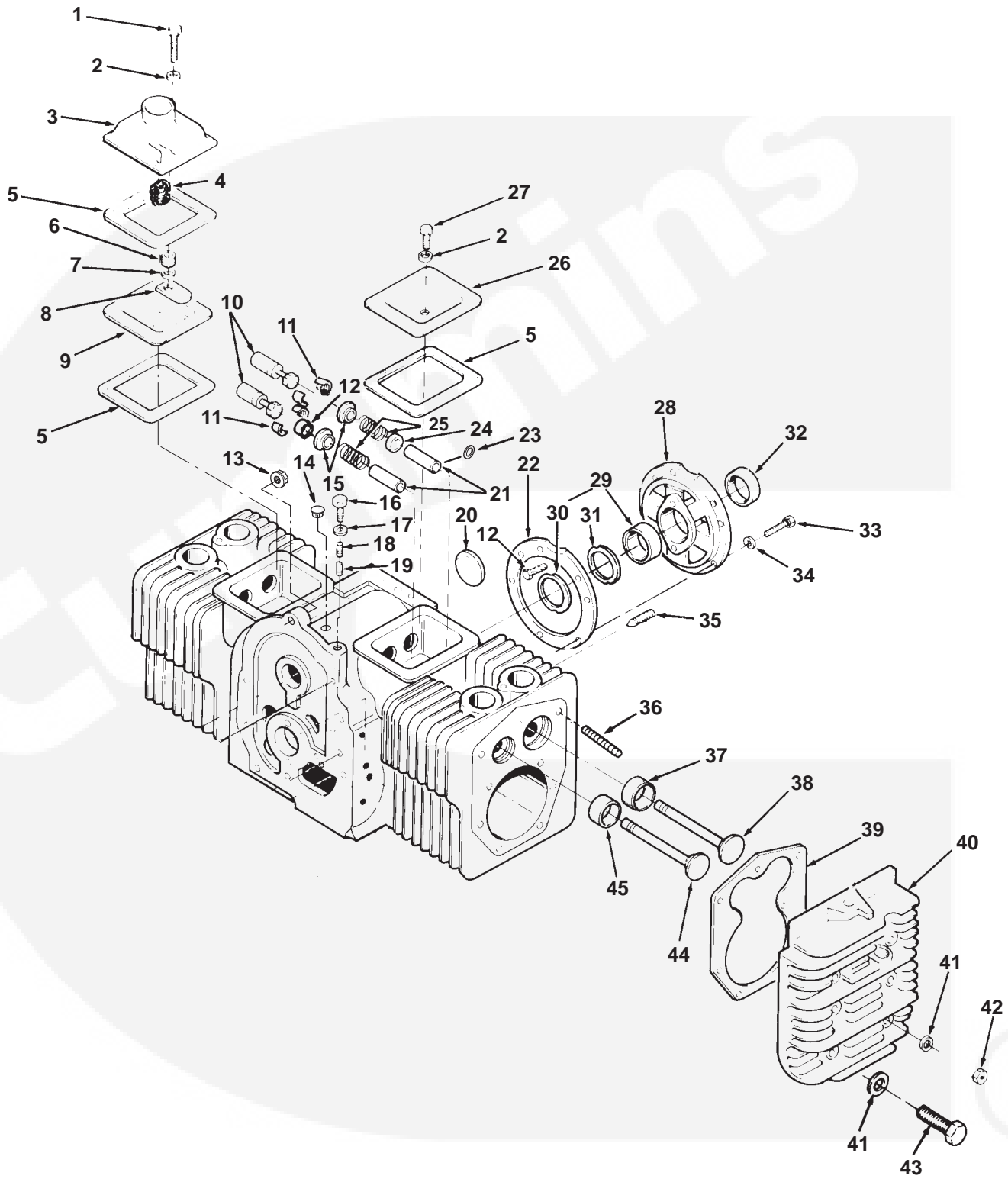
Valve, Exhaust, **8**
Valve, Fuel Shutoff, **26**
Valve, Intake, **8**
Valve, LP Liquid Fuel Shutoff, **22**
Valve, Rear Drain Shutoff, **16**

Yoke, Governor, **13**





Cylinder Block

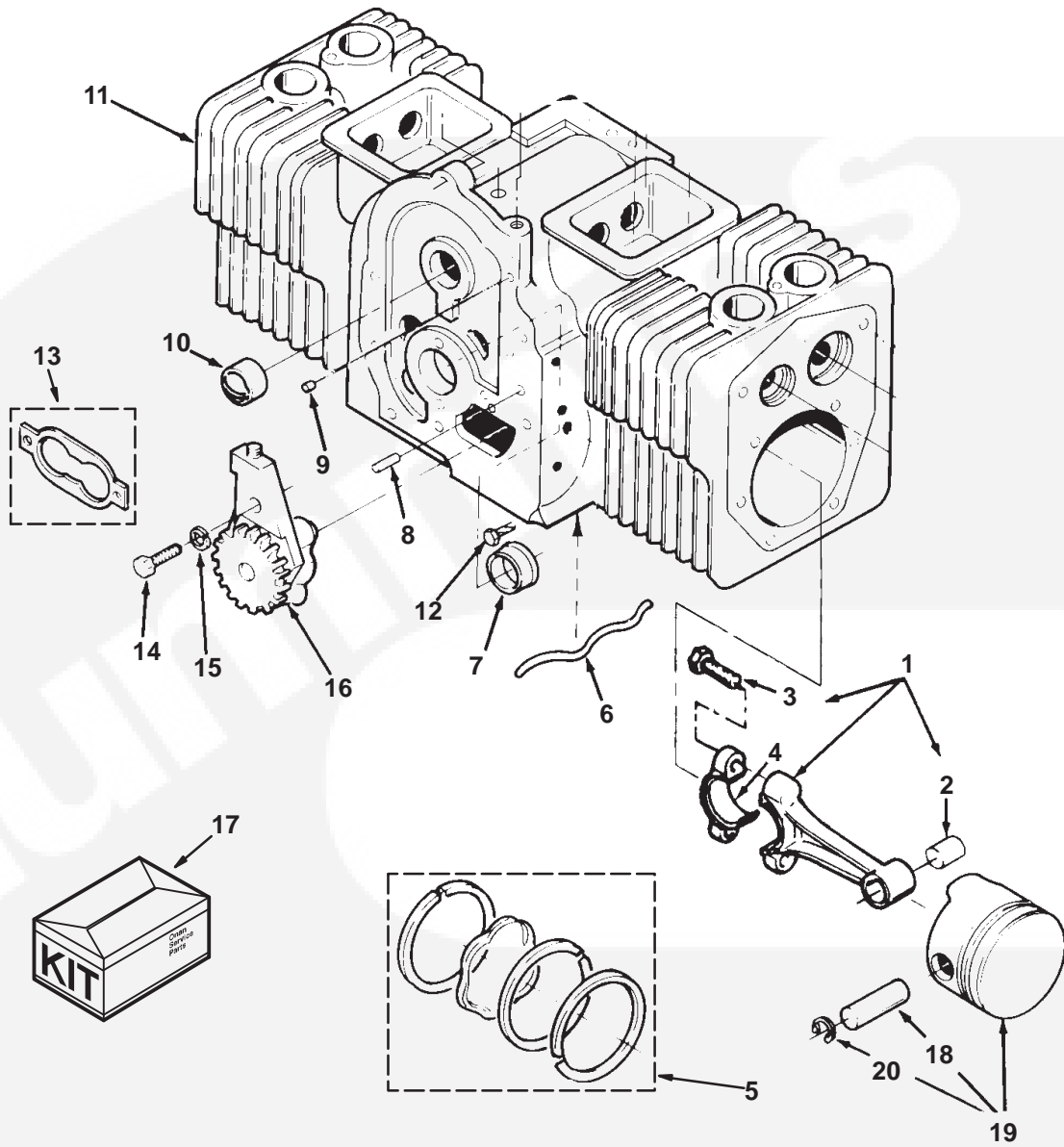


Cylinder Block

| REF NO. | PART NO. | QTY USED | PART DESCRIPTION | REF NO. | PART NO. | QTY USED | PART DESCRIPTION |
|---------|-------------|----------|--|---------|-------------|----------|--|
| 1 | 800-0013 | 1 | Screw, Hex Head Cap | 30 | 104-0575 | 1 | *Washer, Thrust (Special) |
| 2 | 526-0018 | 2 | Washer, Copper Flat (1/4" Screw) | 31 | 104-0776 | AR | *Shim, Crankshaft (.005") |
| 3 | 123-1654 | 1 | Cover, Breather | 32 | 509-0041 | 1 | Seal, Crankshaft Rear Oil |
| 4 | 123-1871 | 1 | Filter, Breather Tube | 33 | | | *Screw, Cap |
| 5 | 110-3575 | 3 | Gasket, Valve Cover | | 800-0575-01 | 5 | Flanged Head (Special) (Spec D-H) |
| 6 | 123-1174 | 1 | Spring, Breather Valve | | 800-0051 | 5 | Hex Head (3/8-16 x 1-1/4") Begin Spec J |
| 7 | 526-0063 | 1 | Washer, Flat (1/4" Screw) | | | | |
| 8 | 123-1175 | 1 | Reed, Breather Valve | 34 | | | *Washer |
| 9 | 123-1653 | 1 | Pan, Breather | | 801-1050 | 5 | Lock (3/8") (Spec D-H) |
| 10 | | | Tappet, Valve | | 526-0402 | 5 | Flat - Begin Spec J (.395") |
| | 115-0006 | 4 | Standard | 35 | 803-0071 | 2 | Screw, Set Socket (3/8-16 x 5/8") |
| | 115-0006-02 | 4 | .002" Oversize Obsolete | | | | |
| | 115-0006-05 | 4 | .005" Oversize Obsolete | 36 | | | *Stud, Cylinder Head Mounting |
| 11 | 110-0639 | 8 | Lock, Valve Spring | | 520-0919 | 8 | 3/8 x 2-19/32" (Install 4 Bottom Holes - RH, LH Heads) |
| 12 | 110-0893 | 2 | Washer, Spring Retainer Exhaust Valve (Special) | | 520-0876 | 4 | 3/8 x 2-3/4" (Install 2 Top Holes - RH, LH Heads) |
| 13 | 870-0257 | 1 | Nut, Self-Locking Hex Governor Bracket (5/16-18) | | 520-0918 | 8 | 3/8 x 3" (Install 4 Middle Holes - RH, LH Heads) |
| 14 | 517-0103 | 1 | *Plug, Vacuum Port | | | | |
| 15 | | | Cap, Valve Rotor | 37 | 110-3655 | 2 | *Insert, Intake Valve Seat Standard |
| | 110-0904 | 2 | Exhaust - NHE | | | | |
| | 110-0904 | 4 | Intake/Exhaust - NHEL | 38 | 110-1718 | 2 | Valve, Intake |
| 16 | 801-0050 | 1 | Screw, Hex Head Cap (3/8-24 x 1") | 39 | 110-2987 | 2 | Gasket, Cylinder Head |
| 17 | 526-0066 | 1 | Washer, Copper Flat (3/8" Screw) | 40 | 110-3549 | 2 | Head, Cylinder |
| 18 | 120-0140 | 1 | Spring, Bypass Valve | 41 | 526-0250 | 20 | Washer, Flat (3/8" Screw) |
| 19 | 120-0398 | 1 | Plunger, Bypass Valve | 42 | 104-0091 | 20 | Nut, Hex (Special) LP, Spec D |
| 20 | 517-0048-01 | 1 | *Plug, Camshaft Opening Welch (1-5/8") | 43 | 800-0590 | 20 | Screw, Hex Head Cap (Special) Gasoline Models |
| 21 | | | *Guide, Valve | 44 | | | Valve, Exhaust |
| | 110-3167 | 2 | Exhaust | | 110-1719 | 2 | LP Engines |
| | 110-3168 | 2 | Intake | | 110-1761 | 2 | Gasoline Engines |
| 22 | 101-0809 | 1 | *Gasket, Bearing Plate | 45 | | | Insert, Exhaust Valve Seat Spec D, E |
| 23 | 110-3136 | 2 | *Gasket, Intake Valve Guide | | 110-1716 | 2 | *Standard |
| 24 | 110-3604 | 2 | Seal, Intake Valve Oil | | 110-1716-02 | 2 | .002" Oversize |
| 25 | 110-0539 | 4 | Spring, Valve | | 110-1716-05 | 2 | .005" Oversize |
| 26 | 110-1624-01 | 1 | Cover, RH Valve | | 110-1716-10 | 2 | .010" Oversize |
| 27 | 800-0011 | 1 | Screw, Hex Head Cap (1/4-20 x 2") | | 110-1716-25 | 2 | .025" Oversize |
| 28 | 101-0439-01 | 1 | *Plate, Rear Bearing | | 110-3462 | 2 | *Standard |
| 29 | | | Bearing, Crankshaft (Includes Thrust Washer) | | 110-1716-02 | 2 | .002" Oversize |
| | 101-0804 | 1 | *Standard | | 110-1716-05 | 2 | .005" Oversize |
| | 101-0804-02 | 1 | .002" Undersize | | 110-1716-10 | 2 | .010" Oversize |
| | 101-0804-10 | 1 | .010" Undersize | | 110-1716-25 | 2 | .025" Oversize |
| | 101-0804-20 | 1 | .020" Undersize | | | | |
| | 101-0804-30 | 1 | .030" Undersize | | | | |

* - Parts Included in Cylinder Block.

Cylinder Block



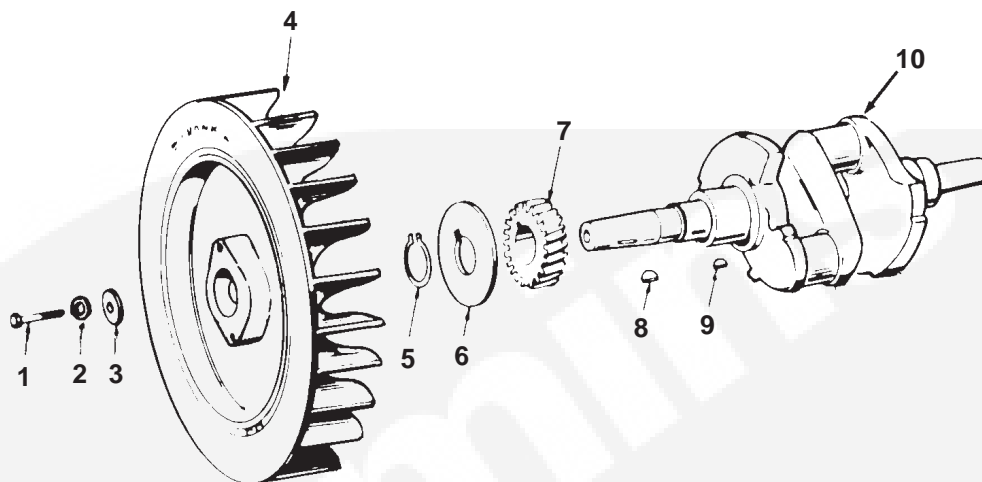
Cylinder Block

| REF NO. | PART NO. | QTY USED | PART DESCRIPTION | REF NO. | PART NO. | QTY USED | PART DESCRIPTION |
|---------|-------------|----------|---|---------|-------------|----------|--|
| 1 | 114-0203 | 2 | Rod, Connecting
(Includes Bolts and Bushing) | 8 | 516-0141 | 2 | *Pin, Gear Cover Alignment |
| 2 | 114-0036 | 1 | Bushing, Piston Pin | 9 | 517-0067 | 1 | Plug, Core Hole |
| 3 | 805-0010 | 4 | Bolt, Connecting Rod Place
(Special) | 10 | 101-0405 | 2 | *Bearing, Camshaft |
| 4 | | | Bearing, Connecting Rod Half | 11 | 110-3421-22 | 1 | Block,Cylinder (Includes Parts
Marked *) |
| | 114-0188 | 4 | Standard | 12 | 516-0072 | 2 | *Pin, Bearing Stop Drive |
| | 114-0188-02 | 4 | .002" Undersize | 13 | 120-0161 | 1 | Kit, Oil Pump Gasket |
| | 114-0188-10 | 4 | .010" Undersize | 14 | 800-0007 | 2 | Screw, Hex Head Cap
(1/4-20 x 1") |
| | 114-0188-20 | 4 | .020" Undersize | 15 | 740-1004 | 2 | Washer, Flat (M6) |
| | 114-0188-30 | 4 | .030" Undersize | 16 | 120-0491 | 1 | Pump, Oil (Components Not
Sold Separately) |
| 5 | | | Kit, Piston Ring
Specs D-H | 17 | | | Kit, Gasket |
| | 113-0296 | 2 | Standard | | 168-0190 | 1 | Carbon Removal/Valve Grind |
| | 113-0296-05 | 2 | .005" Oversize | | 168-0193 | 1 | Engine, Complete |
| | 113-0296-10 | 2 | .010" Oversize | 18 | | | Pin, Piston |
| | 113-0296-20 | 2 | .020" Oversize | | 112-0069 | 2 | Specs D-H |
| | 113-0296-30 | 2 | .030" Oversize | | 112-0268 | 2 | Begin Spec J |
| | | | Begin Spec J | 19 | | | Kit, Piston (Includes Pin, Rings
and Retaining Rings) |
| | 113-0311 | 2 | Standard | | 112-0265 | 2 | Standard |
| | 113-0311-05 | 2 | .005 Oversize | | 112-0265-05 | 2 | .005 Oversize |
| | 113-0311-01 | 2 | .010 Oversize | | 112-0265-01 | 2 | .010 Oversize |
| | 113-0311-02 | 2 | .020 Oversize | | 112-0265-02 | 2 | .020 Oversize |
| | 113-0311-03 | 2 | .030 Oversize | | 112-0265-03 | 2 | .030 Oversize |
| 6 | 120-0680 | 1 | *Tube, Cylinder Block Oil | 20 | | | Ring, Retaining |
| 7 | | | Bearing, Front Crankshaft
Flanged | | 518-0294 | 4 | Specs D-H |
| | 101-0805 | 1 | * Standard | | 112-0267 | 4 | Begin Spec J |
| | 101-0805-02 | 1 | .002" Undersize | | | | |
| | 101-0805-10 | 1 | .010" Undersize | | | | |
| | 101-0805-20 | 1 | .020" Undersize | | | | |
| | 101-0805-30 | 1 | .030" Undersize | | | | |

* – Parts Included in Cylinder Block.



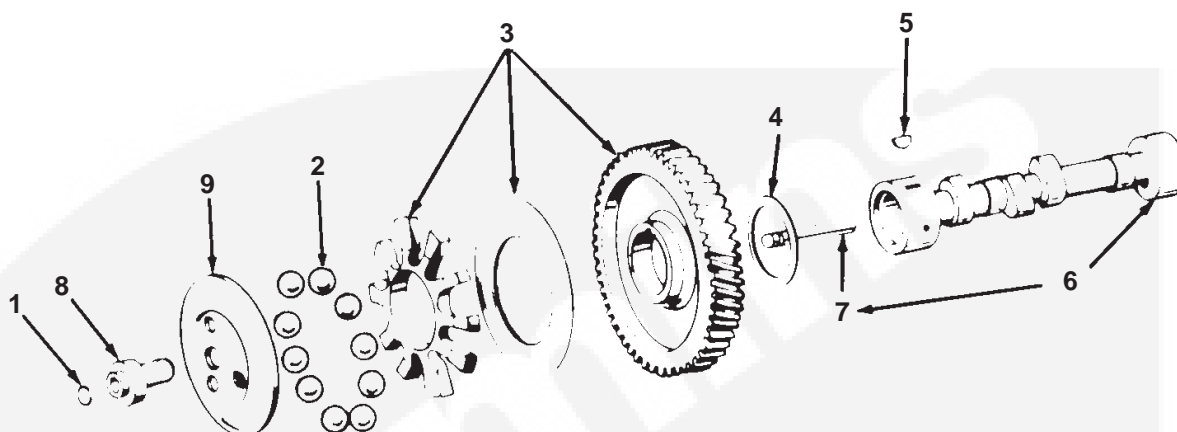
Crankshaft



| REF NO. | PART NO. | QTY USED | PART DESCRIPTION | REF NO. | PART NO. | QTY USED | PART DESCRIPTION |
|---------|-------------|----------|-------------------------------|---------|----------|----------|-----------------------|
| 1 | 104-0170 | 1 | Screw, Hex Head Cap (Special) | 7 | 104-0032 | 1 | Gear, Crankshaft |
| 2 | 526-0356 | 1 | Washer, Flat (7/16" Screw) | 8 | 515-0263 | 1 | Kit, Blower Wheel Key |
| 3 | 526-0017 | 1 | Washer, Flat (7/16" Screw) | 9 | 515-0001 | 1 | Key, Crankshaft Gear |
| 4 | 134-4342-01 | 1 | Flywheel (Blower) | 10 | 104-1584 | 1 | Crankshaft Spec D-F |
| 5 | 518-0014 | 1 | Ring, Retaining | | 104-1736 | 1 | Begin Spec G |
| 6 | 104-0043 | 1 | Washer, Gear | | | | |



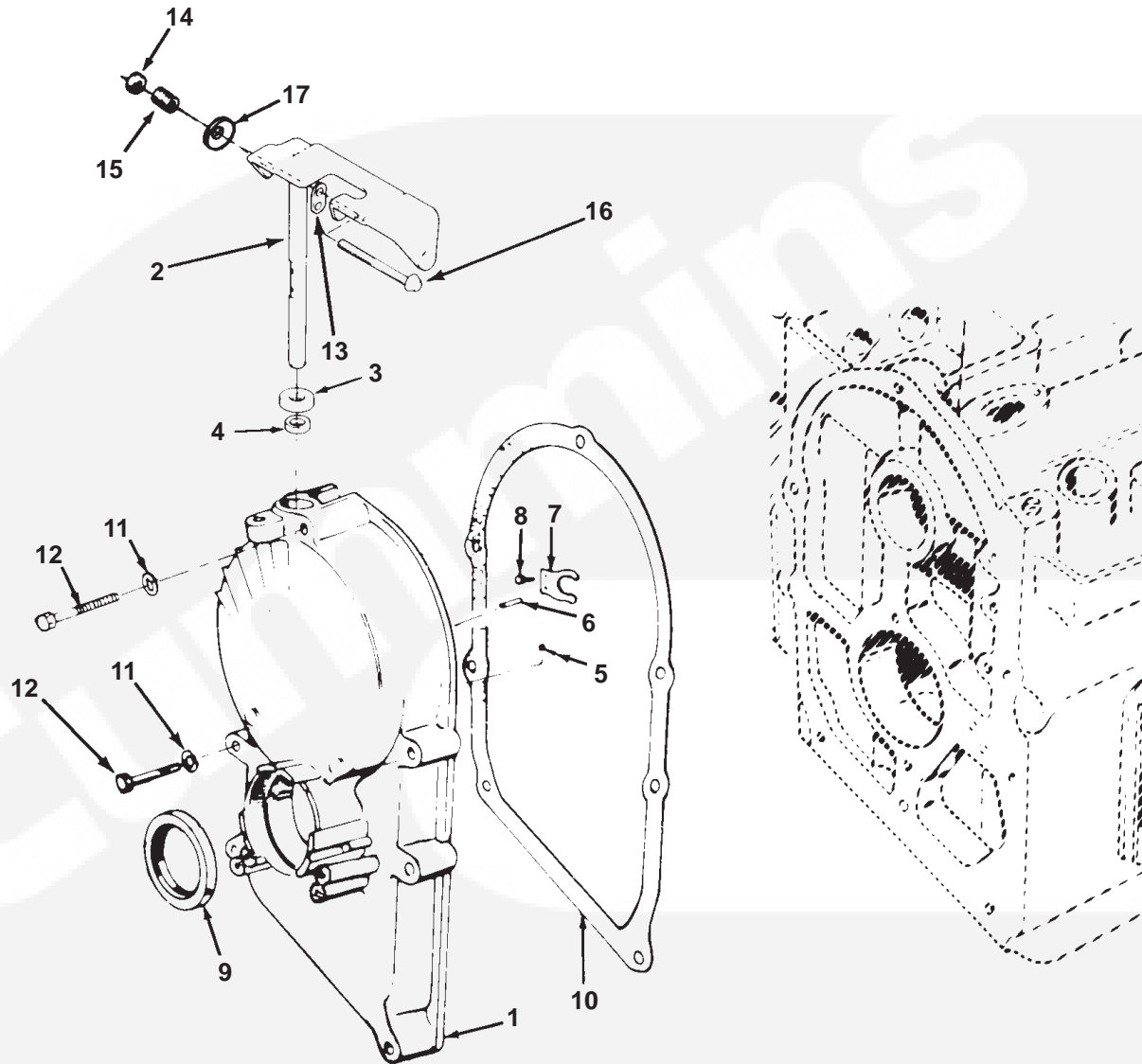
Camshaft



| REF NO. | PART NO. | QTY USED | PART DESCRIPTION | REF NO. | PART NO. | QTY USED | PART DESCRIPTION |
|---------|----------|----------|--|---------|----------|----------|--------------------------------|
| 1 | 150-0078 | 1 | Ring, Retaining | 5 | 515-0001 | 1 | Key, Woodruff |
| 2 | 510-0015 | 10 | Ball, Governor | 6 | 105-0638 | 1 | Camshaft (Includes Center Pin) |
| 3 | 105-0700 | 1 | Gear, Camshaft (Includes Flyball Plate and Spacer) | 7 | 150-0075 | 1 | Pin, Camshaft Center |
| 4 | 105-0541 | 1 | Washer, Thrust | 8 | 150-1519 | 1 | Hub, Governor Cup |
| | | | | 9 | 150-1520 | 1 | Cup and Bushing, Governor |



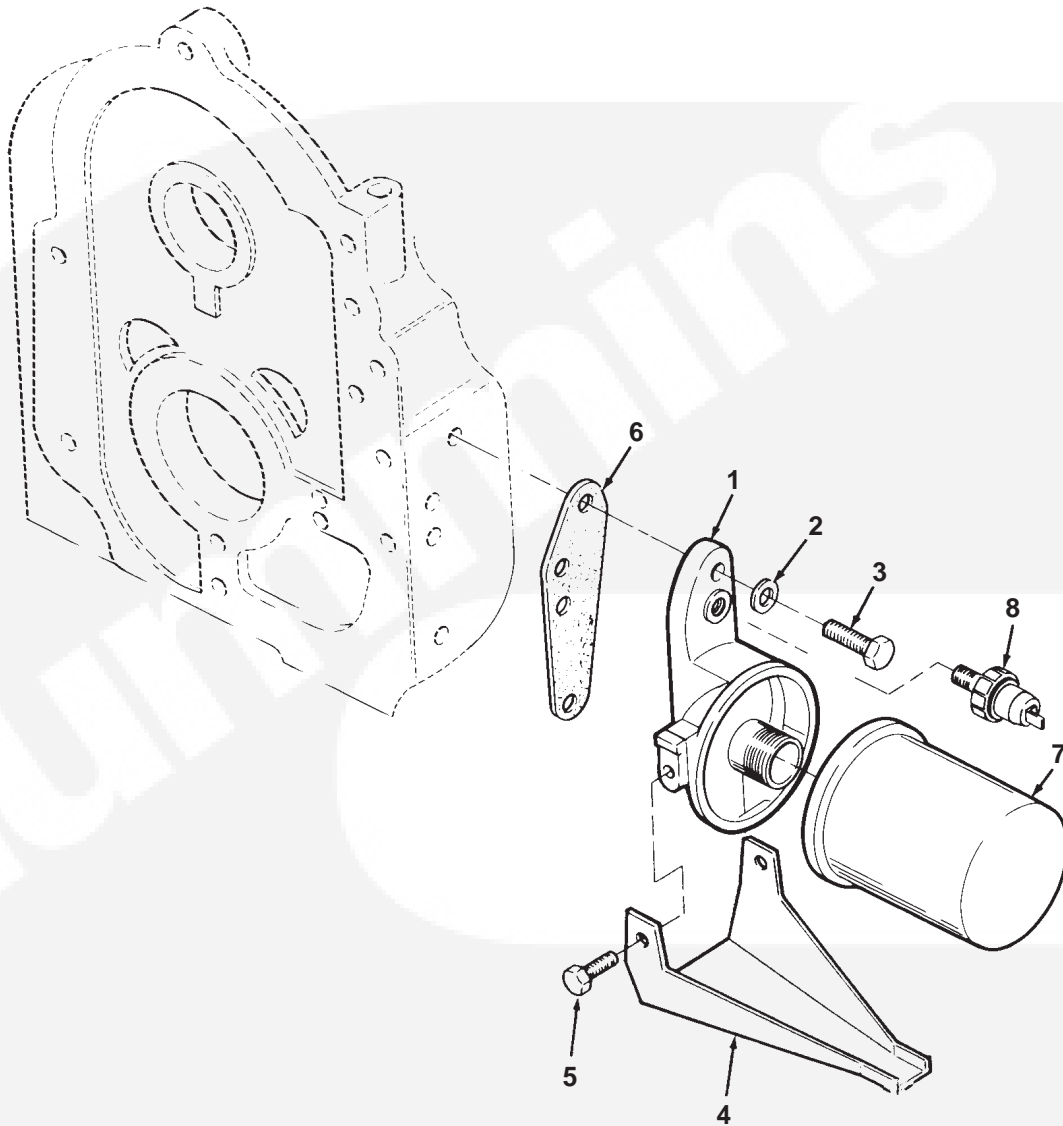
Gearcase



| REF NO. | PART NO. | QTY USED | PART DESCRIPTION | REF NO. | PART NO. | QTY USED | PART DESCRIPTION |
|---------|-------------|----------|--|----------|----------|----------|--------------------------------------|
| 1 | 103-0772 | 1 | Gearcase Kit (Includes Parts Marked*) | 12 | | | Screw, Hex Head Cap (Special) |
| 2 | 150-2002-04 | 1 | *Arm and Shaft, Governor | 114-0022 | 4 | | 1-3/4" Long |
| 3 | 509-0008 | 1 | *Seal, Governor Shaft Oil | 800-0545 | 1 | | 2-3/4" Long |
| 4 | 510-0013 | 1 | *Bearing, Needle | 13 | 150-1998 | 1 | *Link, Governor Spring |
| 5 | 510-0014 | 1 | *Ball, Bearing | 14 | 870-0328 | 1 | *Nut, Self-Lock (10-32") |
| 6 | 516-0130 | 1 | *Pin, Governor Cup Stop Dowel | 15 | 141-0710 | 1 | *Spring, Idle Needle |
| 7 | 150-1187 | 1 | *Yoke, Governor | 16 | 820-1077 | 1 | *Screw, Pan Head (10-32 x 2-1/2") |
| 8 | 815-0046 | 2 | *Screw, Pan Head Machine (8-32 x 3/8") | 17 | 851-0031 | 1 | *Washer, Conical Spring Begin Spec H |
| 9 | 509-0040 | 1 | *Seal, Crankshaft Oil | | | | |
| 10 | 103-0810 | 1 | Gasket, Gearcase Mounting | | | | |
| 11 | 526-0065 | 5 | Washer, Copper Flat (5/16" Screw) | | | | |

* - Parts Included In 103-0772 Gearcase.

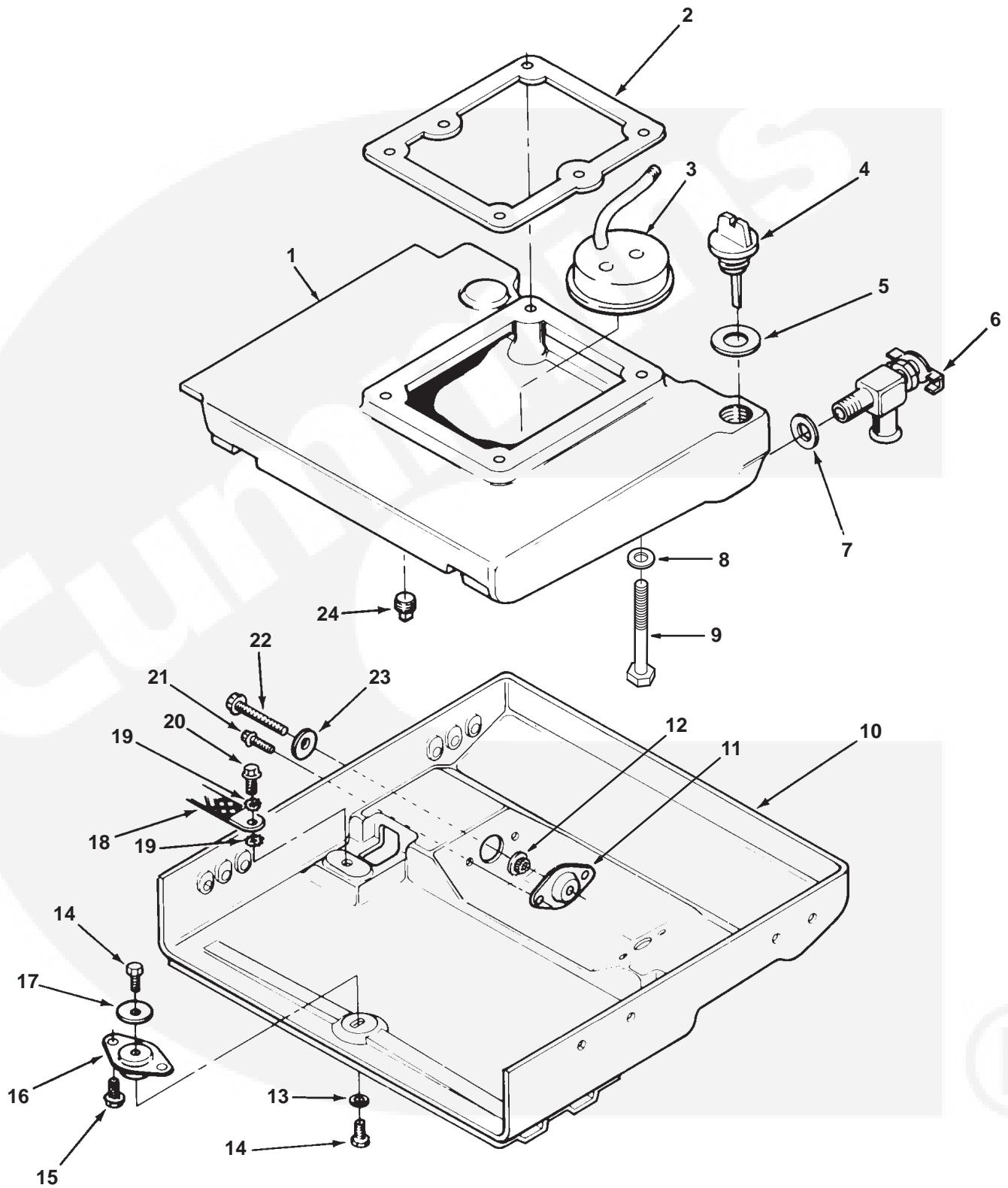
Oil Filter



| REF NO. | PART NO. | QTY USED | PART DESCRIPTION |
|---------|-------------|----------|------------------------------------|
| 1 | 122-0814 | 1 | Adapter, Oil Filter |
| 2 | 526-0065 | 2 | Washer, Copper Flat (5/16" Screw) |
| 3 | 800-0028 | 2 | Screw, Hex Head Cap (5/16-18 x 1") |
| 4 | 122-0352-50 | 1 | Drain, Oil Filter (Unpainted) |

| REF NO. | PART NO. | QTY USED | PART DESCRIPTION |
|---------|----------|----------|--|
| 5 | 815-0194 | 2 | Screw, Hex Head Cap W/ET (#10-32 x 3/8") |
| 6 | 122-0771 | 1 | Gasket, Oil Filter Adapter |
| 7 | 122-0800 | 1 | Filter, Spin-On Oil |
| 8 | 309-0322 | 1 | Switch, Low Oil Pressure (S2) |

Oil Base

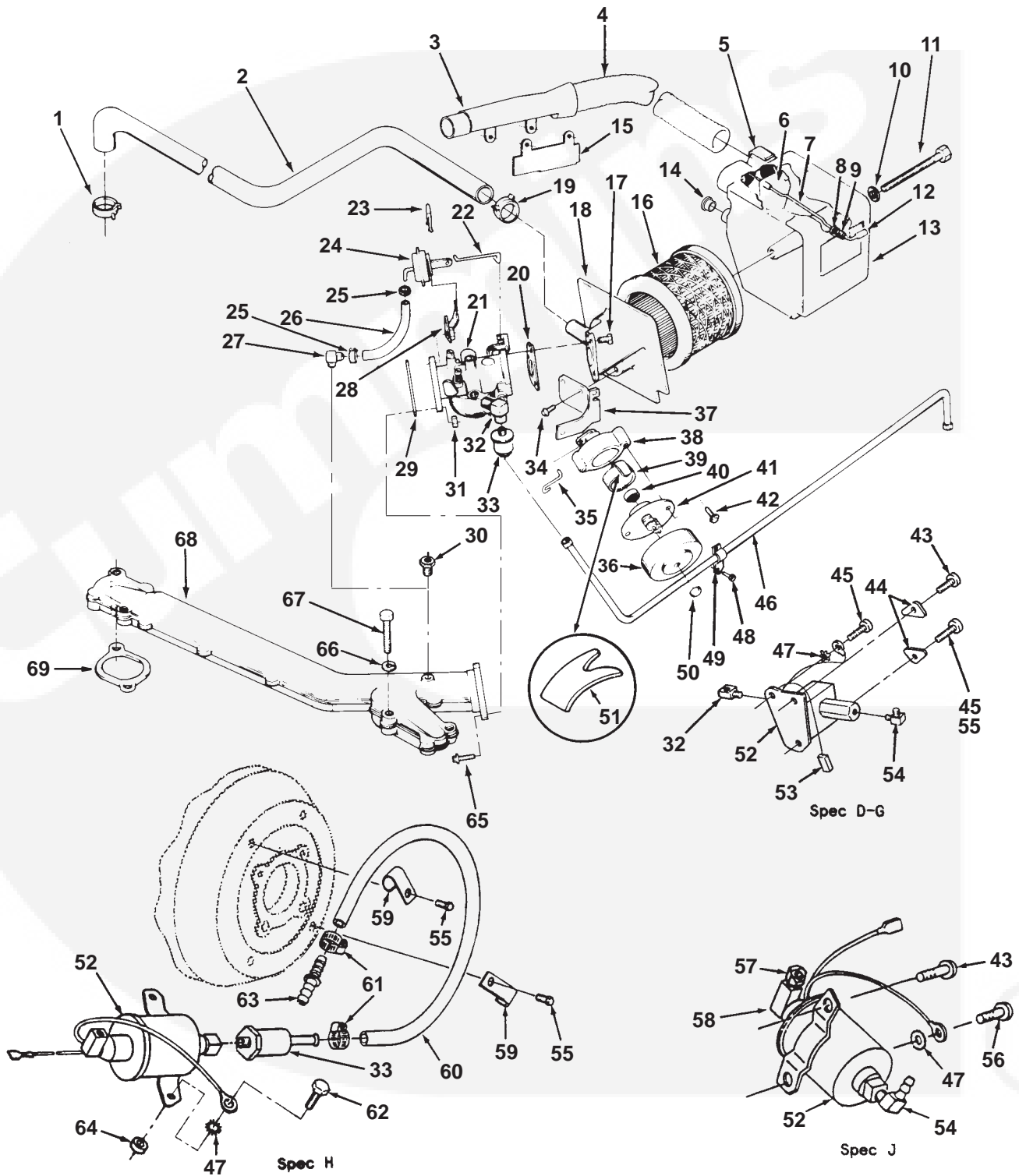


Oil Base

| REF NO. | PART NO. | QTY USED | PART DESCRIPTION | REF NO. | PART NO. | QTY USED | PART DESCRIPTION |
|---------|-------------|----------|--|---------|----------|----------|---|
| 1 | 102-1493 | 1 | Base, 4 Quart Oil | 15 | 821-0016 | 2 | Screw, Self Locking Hex Washer Head (5/16-18 x 3/4") |
| 2 | 102-1387 | 1 | Gasket, Oil Base | 16 | 402-0549 | 1 | Isolator, Engine End Vibration |
| 3 | 123-1616 | 1 | Cup, Oil Pump Intake
(Includes Pipe and Cup) | 17 | 526-0324 | 1 | Washer, Flat (5/16" Screw) |
| 4 | 123-1961 | 1 | Cap, Oil Fill Indicator | 18 | 337-2311 | 1 | Strap, Ground |
| 5 | 509-0096 | 1 | O'Ring, Oil Fill Cap | 19 | 856-0008 | 2 | Washer, EIT Lock (5/16") |
| 6 | 504-0150 | 1 | Valve, Rear Drain Shutoff
(Above Floor Model) | 20 | 821-0014 | 1 | Screw, Hex Washer Head
(5/16-18 x 1/2") |
| 7 | 102-0743 | 1 | Gasket, Oil Drain | 21 | 821-0010 | 4 | Screw, Self-Locking Hex Washer Head (1/4-20 x 1/2") |
| 8 | 526-0251 | 4 | Washer, Flat (3/8" Screw) | 22 | 815-0657 | 2 | Screw, Hex Head Thread Form
(Special) |
| 9 | 800-0058 | 4 | Screw, Hex Head Cap
(3/8-16 x 3") | 23 | 526-0325 | 2 | Washer, Flat (3/8" Screw)
(Special) |
| 10 | 403-2218-01 | 1 | Pan, Drip
Above Floor Models | 24 | 102-0938 | 1 | Plug, Oil Drain
Rear Drain, Bottom Drain
Oil Base (1/2") |
| | - | 1 | Below Floor Models (See
Below Floor Housing Pages) | | 505-0266 | 1 | Square Head, Countersunk
(3/8" Pipe) Begin Models
Manufactured 6/85 |
| | 403-2557-02 | 1 | Begin Spec N | | | | |
| 11 | 402-0624 | 2 | Isolator, Generator End
Vibration | | | | |
| 12 | 402-0547 | 2 | Snubber | | | | |
| 13 | 526-0014 | 1 | Washer, Flat (3/8" Screw) | | | | |
| 14 | 821-0031 | 2 | Screw, Self Locking Hex
Washer Head (3/8-16 x 3/4") | | | | |



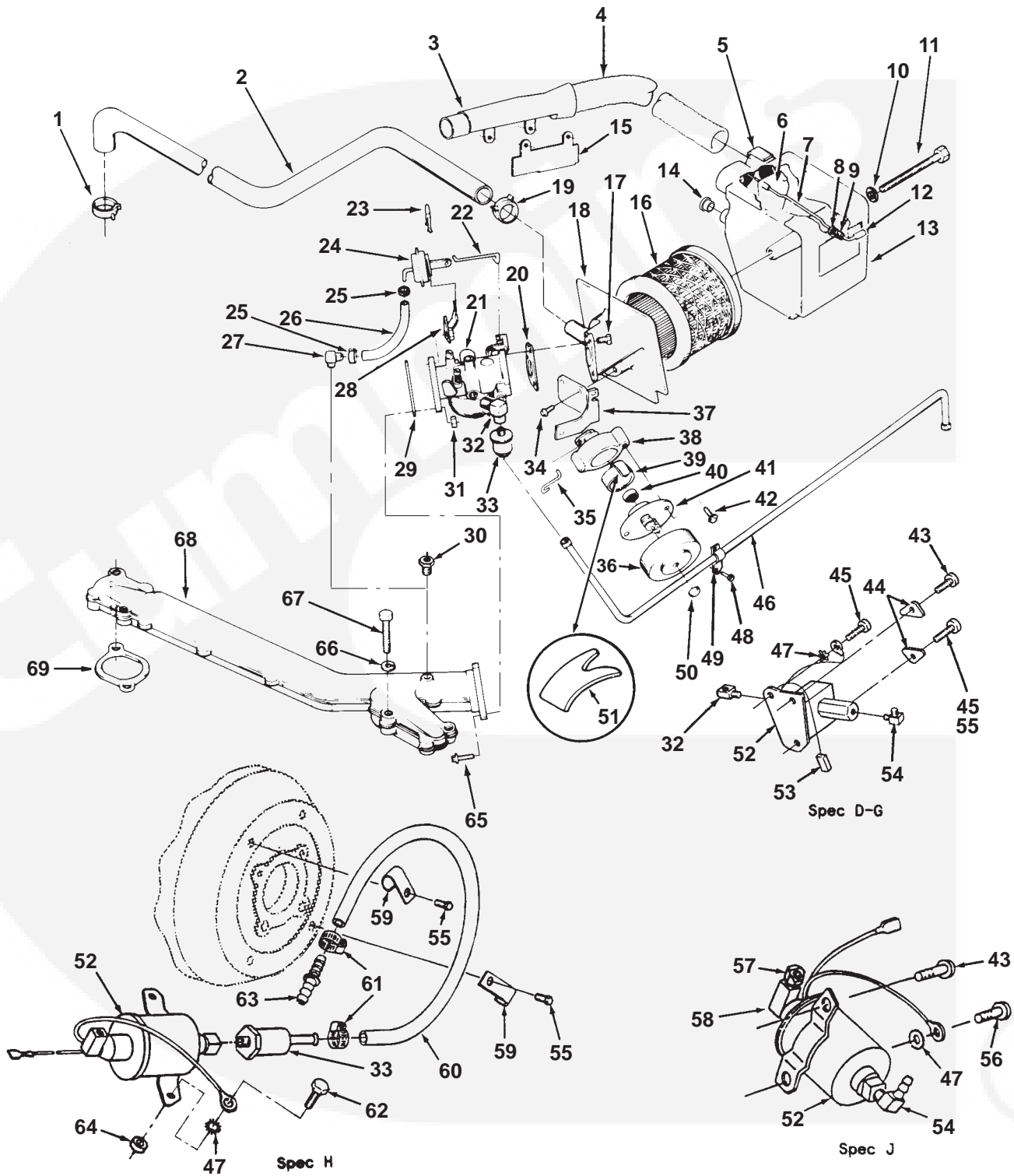
Fuel System Gasoline



Fuel System Gasoline

| REF NO. | PART NO. | QTY USED | PART DESCRIPTION | REF NO. | PART NO. | QTY USED | PART DESCRIPTION |
|---------|-------------|----------|---|---------|-------------|----------|--|
| 1 | 503-0183 | 1 | Clamp, Breather Tube Hose (9/16 to 1-1/16") | 30 | 502-0028 | 1 | Plug, Pipe (1/8 NPT) |
| 2 | 123-1615 | 1 | Tube, Breather | 31 | 862-0015 | 2 | Nut, Hex (5/16-18) |
| 3 | | | Adapter, Preheater | 32 | | | Elbow, Inverted Male |
| | 140-2378-50 | 1 | Black (Spec D-M) | | 502-0002 | 2 | Specs D,E,F |
| | 140-2378-70 | 1 | Green (Spec D-M) | | 502-1108 | 2 | Begin Spec G |
| | 140-1919-50 | 1 | Black - Begin Spec N | 33 | | | Filter, Fuel |
| 4 | 503-1351 | 1 | Hose, Preheater | | 149-2279 | 1 | Spec G |
| 5 | 518-0459 | 1 | Clip, Preheater Hose | | 149-1353 | 1 | Spec H |
| 6 | 145-0561 | 1 | Cover, Air Inlet | | 149-2333 | 1 | Begin Spec J |
| 7 | | | Rod, Air Inlet | 34 | 815-0591 | 2 | Screw, Hex Washer Head (Special) (Used Spec A-J) |
| | 145-0667 | 1 | Spec A-J | 35 | 153-0558 | 1 | Linkage, Choke |
| | 145-0707 | 1 | Begin Spec K | 36 | 153-0579 | 1 | Cover, Choke Housing |
| 8 | 526-0002 | 1 | Washer, Flat (#6 Screw) | 37 | 153-0557 | 1 | Bracket, Housing Mounting |
| 9 | 120-0140 | 1 | Spring, Bypass | 38 | 153-0556 | 1 | Housing, Choke (Includes Choke Shaft) |
| 10 | 526-0021 | 1 | Washer, Flat (1/4" Screw) | 39 | 153-0578 | 1 | Tube, Choke Housing |
| 11 | 800-0017 | 1 | Screw, Hex Head Cap (1/4-20 x 3-1/2") | 40 | 153-0554 | 1 | Bi-Metal, Choke |
| 12 | 517-0223 | 1 | Cap, Vinyl | 41 | 153-0555 | 1 | Element and Cover, Choke |
| 13 | | | Housing, Air Cleaner | 42 | 815-0592 | 2 | Screw, Hex Washer Head (Special) |
| | 140-1894 | 1 | Spec A-J | 43 | | | Screw |
| | 140-2883-01 | 1 | Begin Spec K | | 815-0777-01 | 1 | Hex, Machine (1/4-20 x 1/2") (60 Hz) |
| | 140-2962 | 1 | Begin Spec L | | 815-0692-02 | 3 | Pan Head (1/4-20 x 1") (50 Hz) |
| 14 | 517-0320 | 1 | Plug, Button (Spec J Only) | | | | |
| 15 | | | Baffle, Preheater | 44 | 149-2226 | 2 | Washer, Fuel Pump (50 Hz) |
| | 140-2021-50 | 1 | Black | 45 | 815-0664 | 1 | Screw, Thread Form Torx (1/4-20 x 3/8") (60 Hz) |
| | 140-2021-70 | 1 | Green | 46 | | | Line, Fuel (Includes 2 Inverted Nuts) |
| 16 | 140-2379 | 1 | Element, Air Cleaner | | 149-2097 | 1 | Spec D, E, F |
| 17 | 815-0590 | 3 | Screw, Hex Head (Special) | | 149-2294 | 1 | Spec G |
| 18 | | | Adapter, Air Cleaner | | 149-2320 | 1 | Spec H |
| | 140-2782 | 1 | Spec A-J | | 149-2335 | 1 | Begin Spec J |
| | 140-2882 | 1 | Begin Spec K | 47 | 853-0013 | 1 | Washer, ET (1/4") |
| | 140-3093 | 1 | Begin Spec L | 48 | 815-0661 | 1 | Screw, Pan Head Thread Cutting (10-32 x 1/2") |
| 19 | 503-1133 | 1 | Clamp, Breather Tube Hose (Fits Hose OD .875") | 49 | 232-3265-02 | 1 | Clamp, Fuel Line (.86" Dia.) Obsolete |
| 20 | 140-2308 | 1 | Gasket, Air Horn | 50 | 870-0421 | 1 | Nut, Cap (6-32) |
| 21 | | | Carburetor | 51 | 518-0466 | 1 | Clip, Choke Housing |
| | 146-0456 | 1 | Spec A-J (Includes Gaskets) (See Separate Page for Components) | 52 | | | Pump, Electric Fuel (Includes Mounting Bracket) |
| | 146-0578 | 1 | Spec K, L (Does not Include Gaskets) (See Separate Page for Components) | | 149-2140 | 1 | Spec D-G |
| | 146-0665 | 1 | Begin M (Includes Mounting Gaskets) (No Components Available) | | 149-2269 | 1 | Spec H |
| | 146-0617 | 1 | Kit, Auto-Choke Carburetor Conversion (Spec D-J) | | 149-2331-02 | 1 | Spec J |
| 22 | 153-0577 | 1 | Linkage, Pulloff | | 149-2331-02 | 1 | Begin Spec N |
| 23 | 518-0450 | 1 | U-Clip, Diaphragm Mounting Bracket | 53 | 338-2285 | 1 | Harness, Fuel Pump (Includes 357-0067 Rectifier) |
| 24 | 153-0576 | 1 | Pulloff, Choke | 54 | 502-0313 | 1 | Elbow, 90° (1/8 NPT x 1/4" ID) |
| 25 | 503-0813 | 2 | Clamp, Hose (.395 to .450" Dia.) | 55 | 815-0290 | 2 | Screw, Thread Form Torx (1/4-20 x .62") (50 Hz) |
| 26 | 503-1252 | 1 | Hose, Vacuum (3/16" ID x 3" Long) | 56 | 815-0782 | 2 | Screw, Pan Head (1/4-20 x .625) (Begin Spec J) |
| 27 | 502-1105 | 1 | Fitting, Vacuum (Intake Manifold to Vacuum Hose) | 57 | 502-0065 | 1 | Elbow, 45° (Begin Spec J) |
| 28 | 153-0561 | 1 | Bracket, Diaphragm Mounting | 58 | 502-0003 | 1 | Connector, Inverted Flare Male (Begin Spec J) |
| 29 | | | Gasket, Carburetor Mounting | 59 | 518-0515 | 2 | Clip, Wire (Begin Spec H) |
| | 141-0950 | 1 | Spec D-M | | | | |
| | 141-0958 | 1 | Begin Spec N | | | | |

Fuel System Gasoline

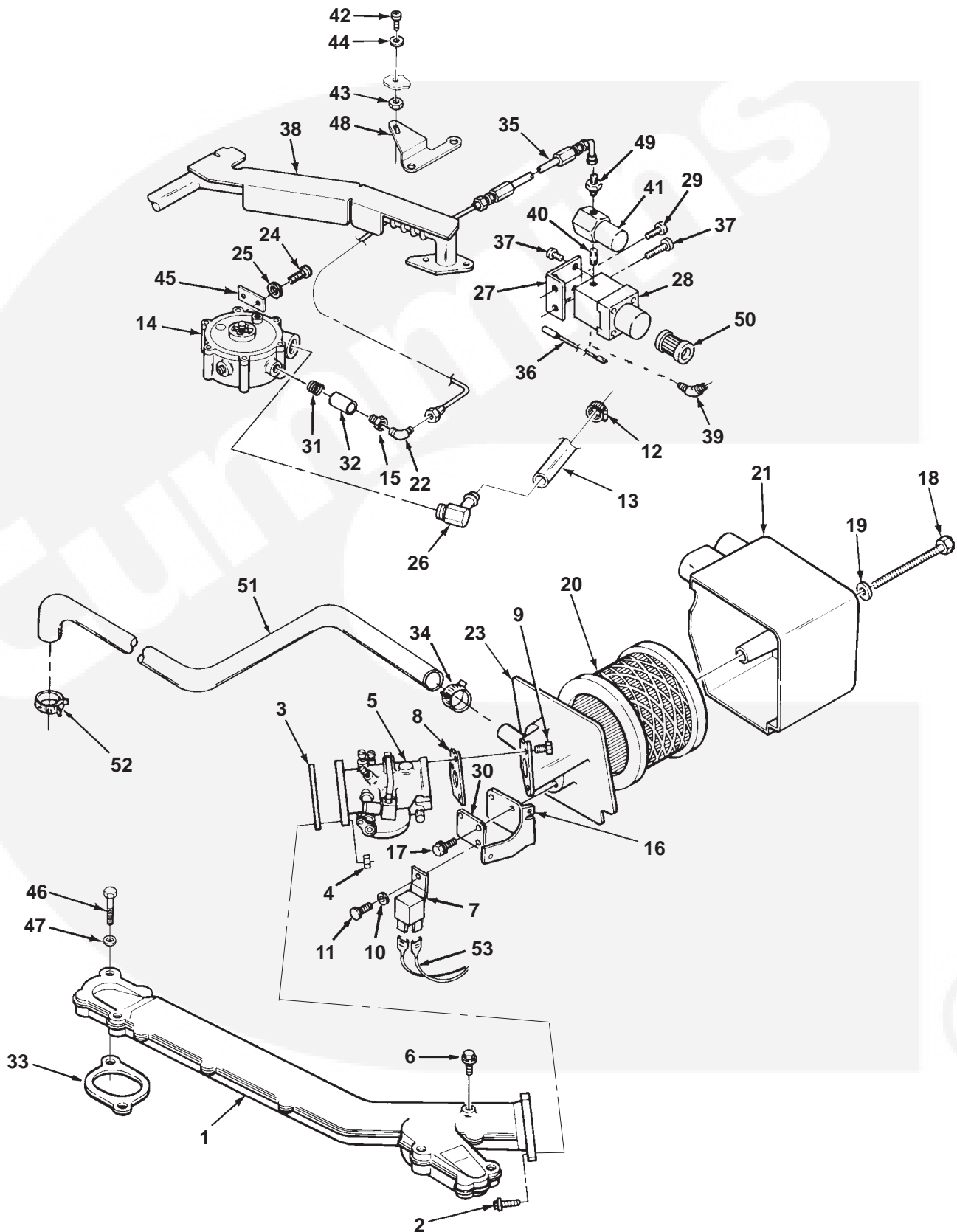


Fuel System Gasoline

| REF NO. | PART NO. | QTY USED | PART DESCRIPTION | REF NO. | PART NO. | QTY USED | PART DESCRIPTION |
|---------|----------|----------|---|---------|-------------|----------|--|
| 60 | 503-1837 | 1 | Hose, Fuel (Begin Spec H) | 67 | 800-0055-01 | 4 | Screw, Hex Head Cap
(3/8-16 x 2-1/4") |
| 61 | 503-0170 | 2 | Clamp, Hose (Begin Spec H) | 68 | | | Manifold, Intake |
| 62 | 815-0664 | 1 | Screw
Torx, Thread Form
(1/4-20 x 3/8") | | 154-2524 | 1 | Spec D-M |
| 63 | 502-1164 | 1 | Adapter, Fuel Hose (Begin Spec H) | | 154-3026 | 1 | Spec N |
| 64 | 370-4052 | 2 | Spacer, Pump Mounting
(Begin Spec H) | | 154-3027 | 1 | Begin Spec P |
| 65 | 815-0587 | 2 | Screw, Hex Washer Head
(Special) | 69 | | | Gasket, Intake Manifold |
| 66 | 526-0251 | 4 | Washer, Flat (3/8" Screw) | | 154-2219 | 2 | Spec D-M |
| | | | | | 154-2495 | 2 | Spec N |
| | | | | | 154-2219 | 2 | Begin Spec P |



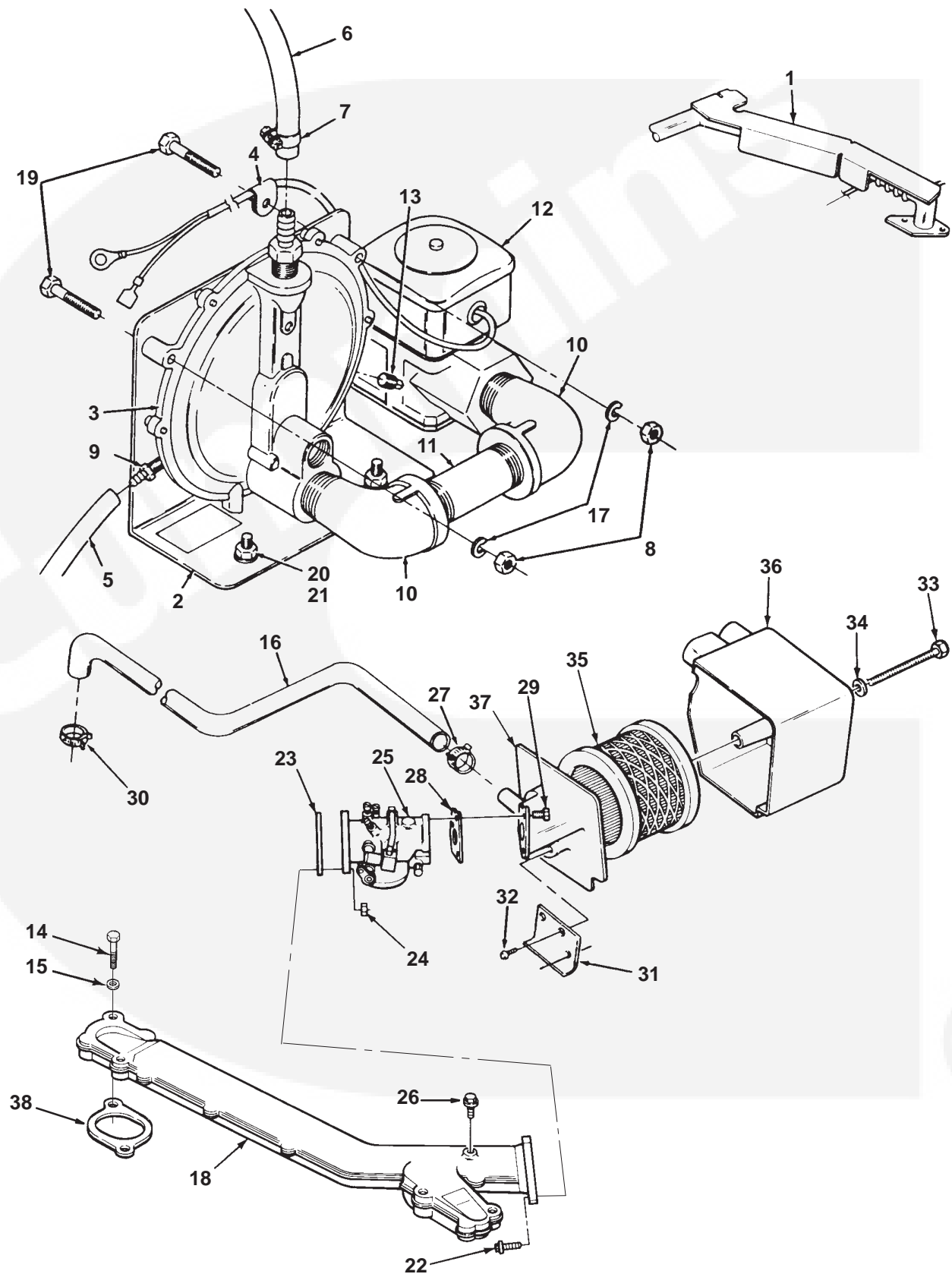
Fuel System LP Liquid



Fuel System LP Liquid

| REF NO. | PART NO. | QTY USED | PART DESCRIPTION | REF NO. | PART NO. | QTY USED | PART DESCRIPTION |
|---------|-------------|----------|---|---------|-------------|----------|---|
| 1 | | | Manifold, Intake | 27 | 148-0903-02 | 1 | Bracket, Filter Mounting |
| | 154-2524 | 1 | Spec D-M | 28 | 148-0890 | 1 | Filter, LPG (Includes Element and O-Rings) |
| | 154-3027 | 1 | Begin Spec N | 29 | 815-0777-01 | 1 | Screw, Pan Head (1/4-20 x 1/2") |
| 2 | 815-0587 | 2 | Screw, Hex Washer Head (Special) | 30 | 307-2559-01 | 1 | Bracket, Zinc Plated Relay Obsolete |
| 3 | | | Gasket, Carburetor Mounting | 31 | 148-0899 | 1 | Spring, Adapter (3/8") |
| | 141-0281 | 1 | Spec D-M | 32 | 148-0900 | 1 | Spacer, Adapter (3/8") 1-1/4" Long |
| | 141-0958 | 1 | Begin Spec N | 33 | 154-2219 | 2 | Gasket, Intake Manifold |
| 4 | 862-0015 | 2 | Nut, Hex (5/16-18) | 34 | 503-1133 | 1 | Clamp, Breather Tube Hose (Fits Hose O.D. .875") |
| 5 | | | Carburetor (See Separate Page For Components) | 35 | | | Line, LP |
| | 141-0933 | 1 | Spec D-M | | 501-0497 | 1 | 13.5" Long |
| | 146-0748 | 1 | Spec N & Up (LPG Liquid) | | 501-0525 | 1 | 17.25" Long |
| 6 | 505-1426 | 1 | Plug, Hex Pipe (1/8") (Spec D-M Only) | 36 | 336-9679 | 1 | Lead, Filter Mounting Bracket |
| 7 | 307-1886 | 1 | Relay, Ignition (K-5) | 37 | | | Screw, Thread Form Hex Washer Head (1/4-20 x 1/2") |
| 8 | 140-2308 | 1 | Gasket, Air Horn | | 815-0261 | 4 | Above Floor Models |
| 9 | 815-0590 | 3 | Screw, Hex Head Cap (Special) | | 815-0261 | 2 | Below Floor Models |
| 10 | 526-0008 | 1 | Washer, Flat (#10 Screw) | | 815-0664 | 1 | Torx - Thread Form (Begin Spec H) (1/4-20 x .38) |
| 11 | 821-0005 | 1 | Screw, Lockhead (#10-32 x 1/2") | 38 | | | Manifold, Exhaust (See Exhaust System Pages) |
| 12 | 503-0183 | 2 | Clamp, Hose (9/16 to 1-1/16") | 39 | | | Elbow, Exhaust Manifold |
| 13 | 503-1483 | 1 | Hose, Fuel (7.88" Long) | | 502-0965-01 | 1 | Reducing, 45° Bottom Outlet |
| 14 | | | Regulator | | 502-0054 | 1 | Male, 90° Front Outlet |
| | 148-0893 | 1 | Spec D-M | 40 | 502-0929-01 | 1 | Nipple, Bottom Outlet Exhaust Manifold Close |
| | | | Begin Spec N | 41 | 307-2501 | 1 | Valve, Exhaust Manifold Bottom Outlet Fuel Shutoff, Solenoid |
| | 148-1082 | 1 | LP Liquid | 42 | 815-0176 | 1 | Screw, Hex Head Machine (#8-32 x .50) |
| | 148-1020 | 1 | LP Vapor | 43 | 870-0221 | 1 | Nut, Hex (8-32) |
| 15 | | | Bushing, Reducer (3/8 To 1/4") | 44 | 526-0003 | 1 | Washer, Flat (#8) |
| | 502-0927-01 | 1 | Adapter (3/8") | 45 | 148-0897 | 1 | Washer, Regulator Mounting |
| 16 | 153-0557 | 1 | Bracket, Housing Mounting | 46 | 800-0055-01 | 4 | Screw, Hex Head Cap (3/8-16 x 2-1/4") |
| 17 | 815-0591 | 2 | Screw, Hex Washer Head (Special) (Spec A-J) | 47 | 526-0251 | 4 | Washer, Flat (3/8" Screw) |
| 18 | 800-0017 | 1 | Screw, Hex Head Cap (1/4-20 x 3-1/2") | 48 | 149-2038-01 | 1 | Bracket, LP Liquid Fuel Line (Zinc Plated) |
| 19 | 526-0021 | 1 | Washer, Flat (1/4" Screw) | 49 | 502-0949-01 | 1 | Connector, Male |
| 20 | 140-2379 | 1 | Element, Air Cleaner | 50 | 148-0898 | 1 | Element, Fuel Filter |
| 21 | | | Housing, Air Cleaner | 51 | 123-1615 | 1 | Tube, Breather |
| | 140-1894 | 1 | Spec A-J | 52 | 503-0183 | 1 | Clamp, Breather Tube Hose (9/16 to 1-1/16") |
| | 140-2883-01 | 1 | Spec K | 53 | | | Harness, Ignition Relay Wiring (See Separate Page for Components) |
| | 140-2962 | 1 | Begin Spec L | | 338-2317 | 1 | LP - Spec D-G |
| 22 | | | Elbow, 90° Reducing 7/16 To 1/4" | | 338-2644 | 1 | LP Liquid - Begin Spec H |
| | 502-0838 | 1 | 7/16 To 1/4" | | | | |
| | 502-0923-02 | 1 | 7/16 To 3/8" | | | | |
| 23 | | | Adapter, Air Cleaner | | | | |
| | 140-2782 | 1 | Spec D-M | | | | |
| | 140-3093 | 1 | Begin Spec N | | | | |
| 24 | 815-0647 | 2 | Screw, Hex Washer Head (1/4-20 x 5/8") Obsolete | | | | |
| 25 | 850-0040 | 2 | Washer, Lock (1/4") | | | | |
| 26 | 502-0935 | 1 | Elbow, 90° | | | | |

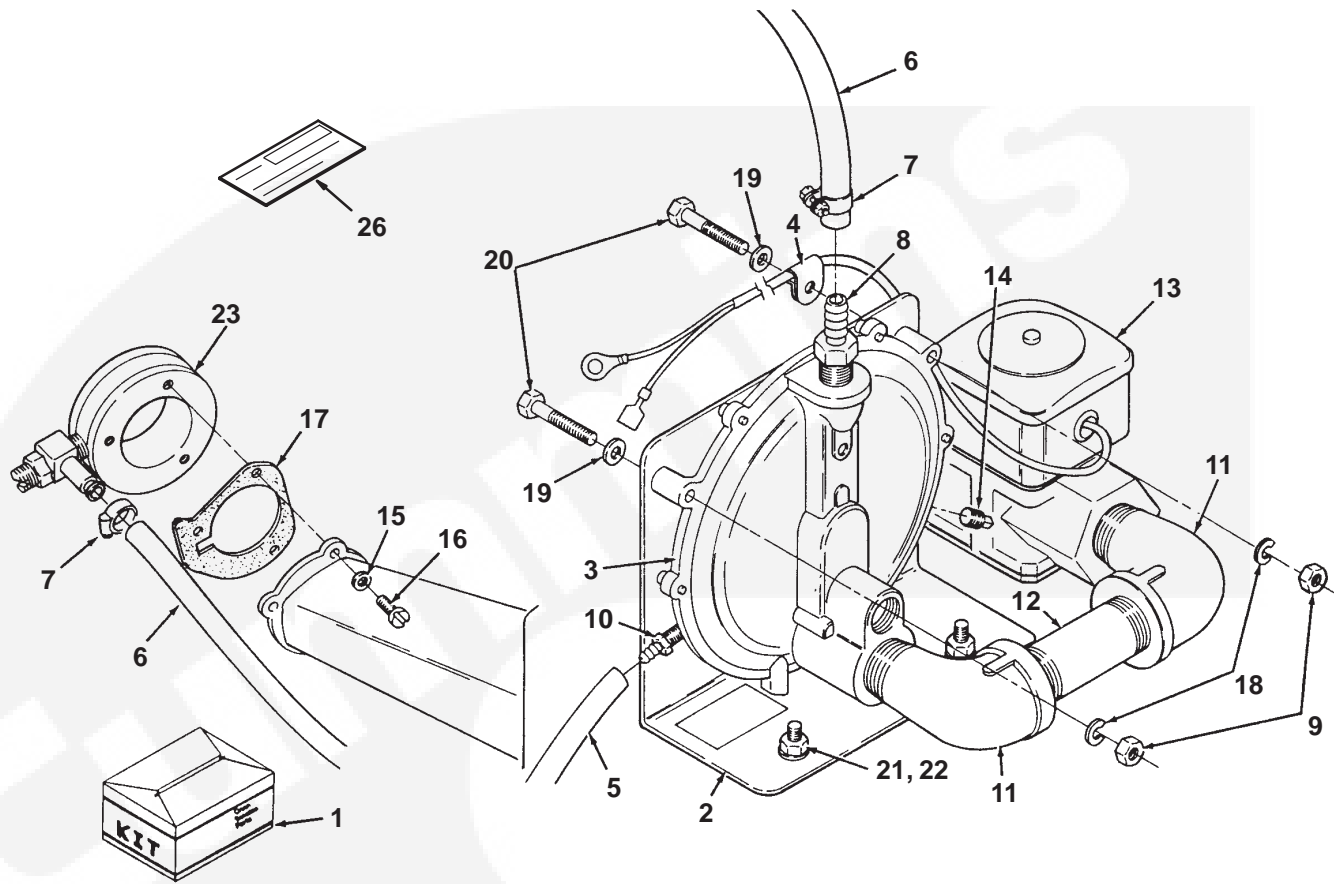
Fuel System LP Vapor (Begin Spec H)



Fuel System LP Vapor (Begin Spec H)

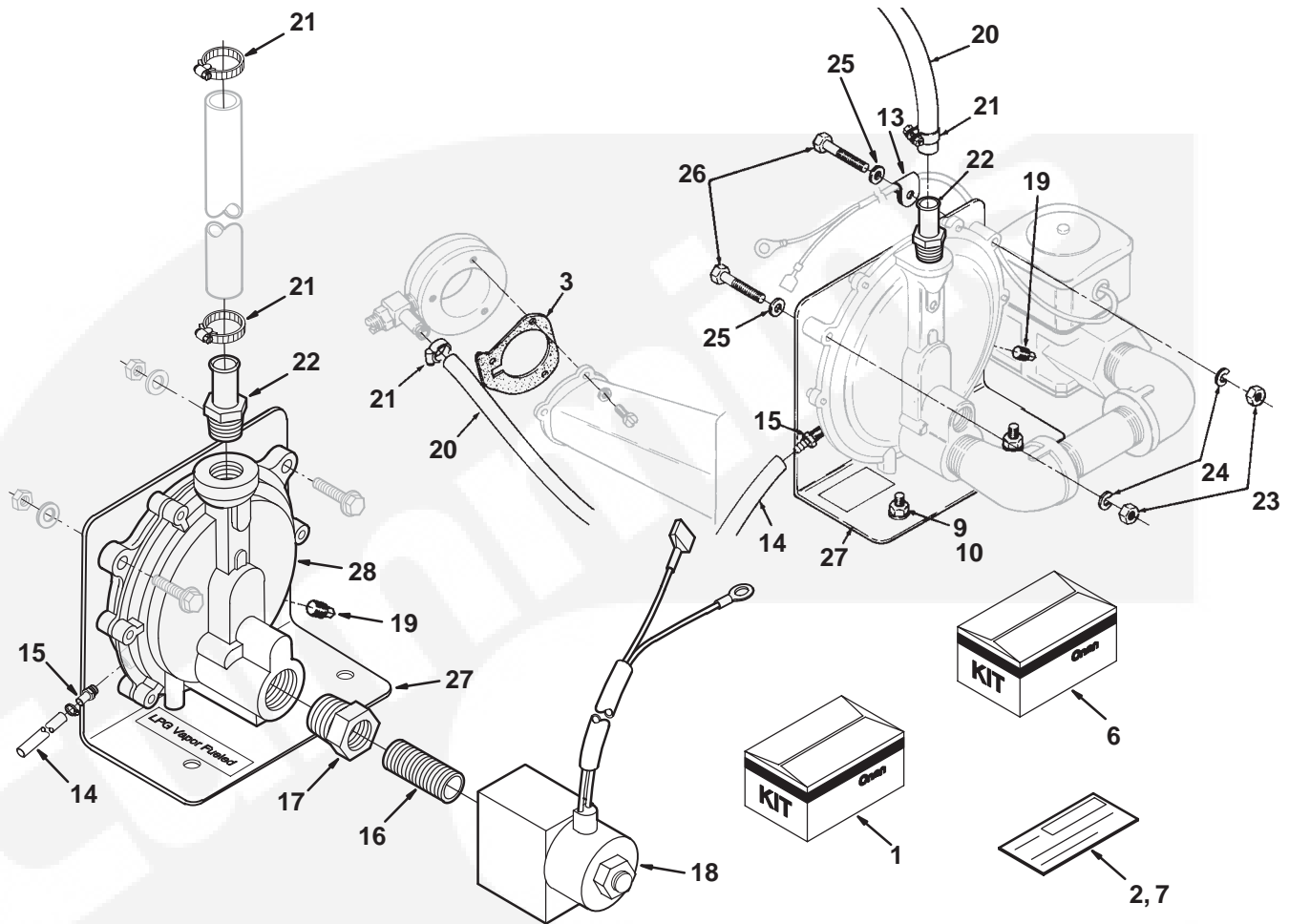
| REF NO. | PART NO. | QTY USED | PART DESCRIPTION | REF NO. | PART NO. | QTY USED | PART DESCRIPTION |
|---------|-------------|----------|--|---------|-------------|----------|--|
| 1 | | 1 | Manifold, Exhaust (See Exhaust System Pages) | 25 | | | Carburetor (See Separate Page for Components) |
| 2 | 148-0843 | 1 | Bracket, Gas Regulator | | 141-0933 | 1 | Spec D-M |
| 3 | | | Regulator, Gas | | 146-0729 | 1 | Begin Spec N |
| | 148-0311 | 1 | Spec H-M | 26 | 505-1426 | 1 | Plug, Hex Pipe(1/8") (Spec D-M Only) |
| | 148-1020 | 1 | Begin Spec N | | | | |
| 4 | 518-0350 | 1 | Clamp, Insulated (1/4" OD) | 27 | 503-1133 | 1 | Clamp, Breather Tube Hose |
| 5 | 503-0707 | 1 | Hose, Oil (Vent) 12" Long | 28 | 140-2308 | 1 | Gasket, Air Horn |
| 6 | 503-1048 | 1 | Hose, Fuel (30" Long) | 29 | 815-0590 | 3 | Screw, Hex Head Cap (Special) |
| 7 | 503-0183 | 2 | Clamp, Hose (#4) | | | | |
| 8 | 862-0001 | 2 | Nut, Hex (1/4-20) | 30 | 503-0183 | 1 | Clamp, Hose (9/16 to 1-1/16") |
| 9 | 502-0395 | 1 | Connector, Hose | 31 | 307-2559-01 | 1 | Bracket, Housing Mounting (Zinc Plated) Obsolete |
| 10 | 505-0051 | 2 | Elbow, 90° Street | | | | |
| 11 | 505-0332 | 1 | Nipple, Pipe (3/4 x 3.00 Lg) | 32 | 815-0591 | 2 | Screw, Hex Washer Head (Special) |
| 12 | 307-1881 | 1 | Solenoid and Terminal | | | | |
| 13 | 505-0057 | 1 | Plug, Square Head | 33 | 800-0017 | 1 | Screw, Hex Head Cap (1/4-20 x 3-1/2") |
| 14 | 800-0055-01 | 4 | Screw, Hex Head Cap (3/8-16 x 2-1/4") | 34 | 526-0021 | 3 | Washer, Flat (1/4" Screw) |
| 15 | 526-0251 | 4 | Washer, Flat (3/8" Screw) | 35 | 140-2379 | 1 | Element, Air Cleaner |
| 16 | 123-1615 | 1 | Tube, Breather | 36 | | | Housing, Air Cleaner |
| 17 | 850-0040 | 2 | Washer, Lock (1/4") | | 140-1894 | 1 | Spec A-J |
| 18 | 154-2524 | 1 | Manifold, Intake | | 140-2883-01 | 1 | Spec K |
| 19 | 114-0023 | 2 | Screw, Hex Head Cap (1/4-20 x 1-1/4") | | 140-2962 | 1 | Begin Spec L |
| 20 | 800-0028 | 2 | Screw, Hex Head Cap (5/16-18 x 1") | 37 | | | Adapter, Air Cleaner |
| 21 | 870-0257 | 2 | Nut, Self Lock Hex (5/16-18) | | 140-1889 | 1 | Spec D-M |
| 22 | 815-0587 | 2 | Screw, Hex Washer Head (Special) | | 140-3093 | 1 | Spec N |
| | | | Gasket, Carburetor Mounting | | 140-3093 | 1 | Begin Spec P |
| 23 | | | | 38 | 154-2219 | 2 | Gasket, Intake Manifold |
| | 141-0281 | 1 | Spec D-M | | | | |
| | 141-0958 | 1 | Begin Spec N | | | | |
| 24 | 862-0015 | 2 | Nut, Hex (5/16-18) | | | | |

LPG System Field Conversion (Low Pressure) Kit 148-0913 (Spec D-L)



| REF NO. | PART NO. | QTY USED | PART DESCRIPTION | REF NO. | PART NO. | QTY USED | PART DESCRIPTION |
|---------|----------|----------|--|---------|----------|----------|---|
| 1 | 148-0913 | 1 | Kit, LP Conversion (Spec D-L)
(Includes all Parts on this Page) | 17 | 140-2308 | 2 | Gasket, Air Intake Adapter |
| 2 | 148-0843 | 1 | Bracket, Gas Regulator | 18 | 850-0040 | 2 | Washer, Lock (1/4") |
| 3 | 148-0311 | 1 | Regulator, Gas | 19 | 526-0018 | 2 | Washer, Flat (1/4" Screw) |
| 4 | 518-0350 | 1 | Clamp, Insulated (1/4" OD) | 20 | 114-0023 | 2 | Screw, Hex Head Cap
(1/4-20 x 1-1/4") |
| 5 | 503-0707 | 1 | Hose, Oil (Vent) 12" Long | 21 | 800-0028 | 2 | Screw, Hex Head Cap
(5/16-18 x 1") |
| 6 | 503-1048 | 1 | Hose, Fuel (30" Long) | 22 | 870-0257 | 2 | Nut, Self Lock Hex
(5/16-18) |
| 7 | 503-0183 | 2 | Clamp, Hose (#4) | 23 | 148-0912 | 1 | Adapter, Carburetor |
| 8 | 502-0238 | 1 | Connector, Hose | 24 | 821-0009 | 1 | Screw, Hex Head Self Locking
(1/4-20 x 3/8") (Not Shown) |
| 9 | 862-0001 | 2 | Nut, Hex (1/4-20) | 25 | 853-0013 | 1 | Washer, ET Lock (1/4")
(Not Shown) |
| 10 | 502-0395 | 1 | Connector, Hose | 26 | 98-5958 | 1 | Label, LP Kit |
| 11 | 505-0051 | 2 | Elbow, 90° Street | 27 | G-65 | 1 | Instruction Sheet (Not Shown) |
| 12 | 505-0332 | 1 | Nipple, Pipe (3/4 x 3.00 Lg) | 28 | 98-6455 | 1 | Label, LPG Fuel (Not Shown) |
| 13 | 307-1881 | 1 | Solenoid and Terminal | | | | |
| 14 | 505-0057 | 1 | Plug, Square Head | | | | |
| 15 | 854-0010 | 3 | Washer, IT Lock (#10) | | | | |
| 16 | 813-0117 | 3 | Screw, Round Head Machine
(10-32 x 1-5/8") | | | | |

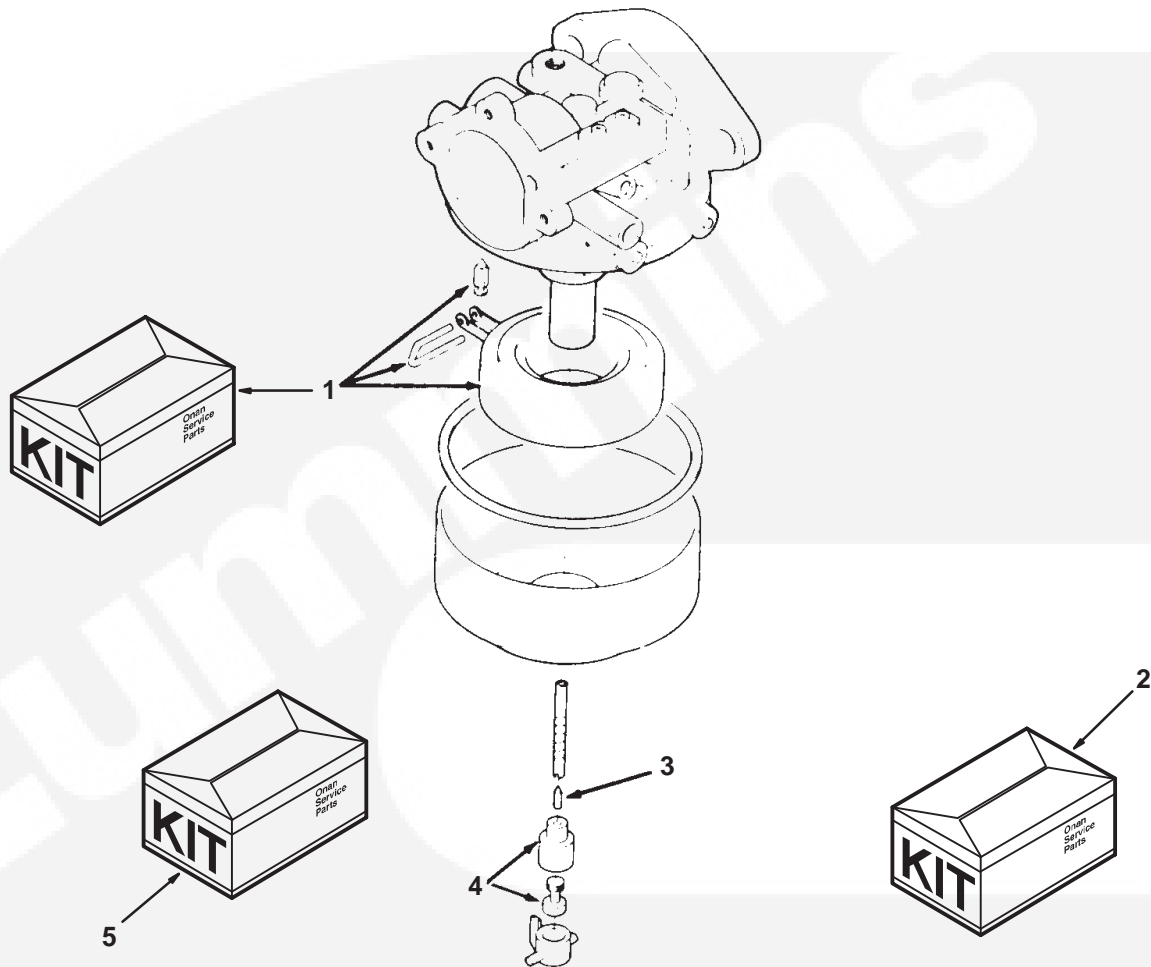
LP Vapor Fuel System **Field Conversion Kit 148-1057-02 & 148-1108-02 (Begin Spec M)**



| REF NO. | PART NO. | QTY USED | PART DESCRIPTION | REF NO. | PART NO. | QTY USED | PART DESCRIPTION |
|---------|-------------|----------|-----------------------------------|---------|----------|----------|------------------------------|
| 1 | | | Kit, Conversion | 13 | 518-0350 | 1 | *Clamp, Insulated |
| | 148-1057-02 | 1 | LPG Vapor (Begin Spec M) | 14 | 503-0707 | 1 | *Hose, Oil (Vent) – 12" Long |
| | | | (Includes Parts Marked #) | 15 | 502-0395 | 1 | *Connector, Hose |
| | 148-1108-02 | 1 | LPG Vapor (Begin Spec M) | 16 | 505-0101 | 1 | *Nipple, Close (3/8") |
| | | | (Includes Parts Marked <) | 17 | 505-0131 | 1 | *Bushing, Reducer |
| 2 | 98-7315-09 | 1 | #<Label, Kit Number (Emissions) | 18 | 307-2922 | 1 | *Valve, Fuel Shutoff |
| 3 | 140-2308 | 2 | #<Gasket, Airhorn | 19 | 505-0057 | 1 | *Plug, Square Head |
| 4 | 141-0958 | 1 | #<Gasket, Carburetor | 20 | 503-1048 | 1 | *Hose, Fuel |
| | | | (Not Shown) | 21 | 503-0183 | 2 | *Clamp, Hose |
| 5 | 146-0729 | 1 | #<Carburetor, LPG (Emissions) | 22 | 502-0238 | 1 | *Connector, Hose |
| | | | (Not Shown) | 23 | 862-0001 | 2 | *Nut, Hex (1/4-20) |
| 6 | 148-1107 | 1 | #<Kit, LP Accessory (Includes | 24 | 850-0040 | 2 | *Washer, Lock (1/4") |
| | | | Parts Marked *) | 25 | 526-0018 | 2 | *Washer, Flat (1/4") |
| 7 | 98-6455 | 1 | * Label, LP Kit | 26 | 114-0023 | 2 | *Screw, Hex Head Cap |
| 8 | 505-0120 | 1 | *Elbow, Street (3/8") (Not Shown) | | | | (1/4-20 x 1-1/4") |
| 9 | 800-0028 | 2 | *Screw, Hex Head Cap | 27 | 148-0843 | 1 | *Bracket, Gas Regulator |
| | | | (5/16-18 x 1") | 28 | 148-1020 | 1 | *Regulator, Gas |
| 10 | 870-0257 | 2 | *Nut, Self Locking Hex | | | | |
| | | | (5/16-18) | | | | |
| 11 | 853-0013 | 1 | *Washer, ET Lock (1/4") | | | | |
| | | | (Not Shown) | | | | |
| 12 | 821-0009 | 1 | *Screw, Self Locking Hex Head | | | | |
| | | | (1/4-20 x 3/8") (Not Shown) | | | | |

– Parts Included in 148-1057-02 LPG Vapor Conversion Kit.
< – Parts Included in 148-1108-02 LPG Vapor Conversion Kit.
* – Parts Included in 148-1107 LP Accessory Kit

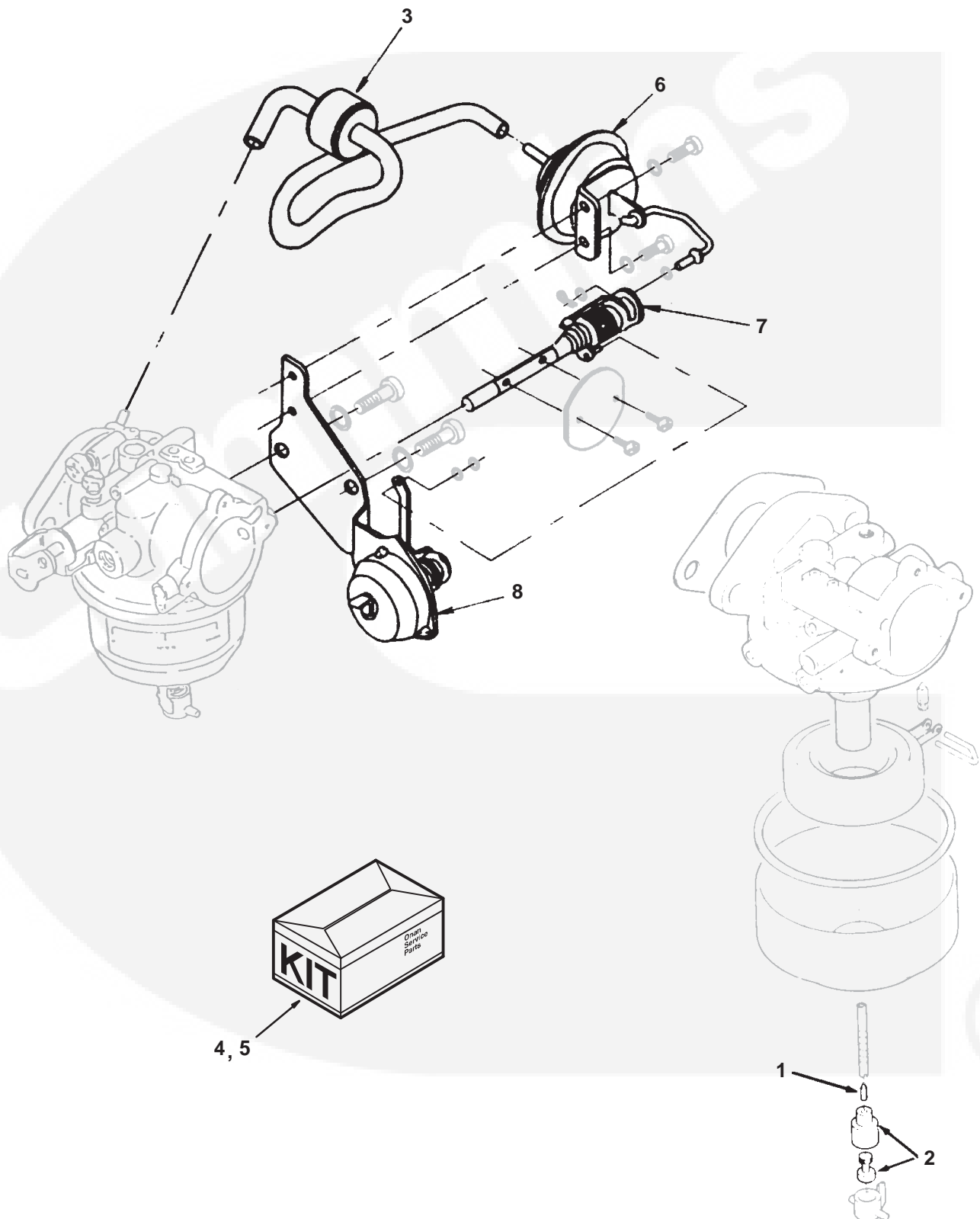
Carburetor Components **Gasoline** **(Spec A–J)**



| REF NO. | PART NO. | QTY USED | PART DESCRIPTION | REF NO. | PART NO. | QTY USED | PART DESCRIPTION |
|---------|----------|----------|--|---------|----------|----------|--------------------------------|
| | 146-0456 | 1 | Carburetor, Complete
(Includes Mounting Gaskets) | 3 | 146-0451 | 1 | Jet, Idle |
| 1 | 146-0453 | 1 | Kit, Float (Includes Float, Pin and Valve) | 4 | 146-0452 | 1 | Jet, Power |
| 2 | 146-0457 | 1 | Kit, Repair (Includes Gasket Package, Float Valve, Idle Adjust Needle and Spring, Mounting Gaskets, Adjust Limit Caps, Throttle Stop Screw and Spring) | 5 | 146-0617 | 1 | Kit, Carburetor |
| | | | | 6 | 146-0463 | 1 | Jet, High Altitude (Not Shown) |



Carburetor Components Gasoline (Spec K, L, N-P)



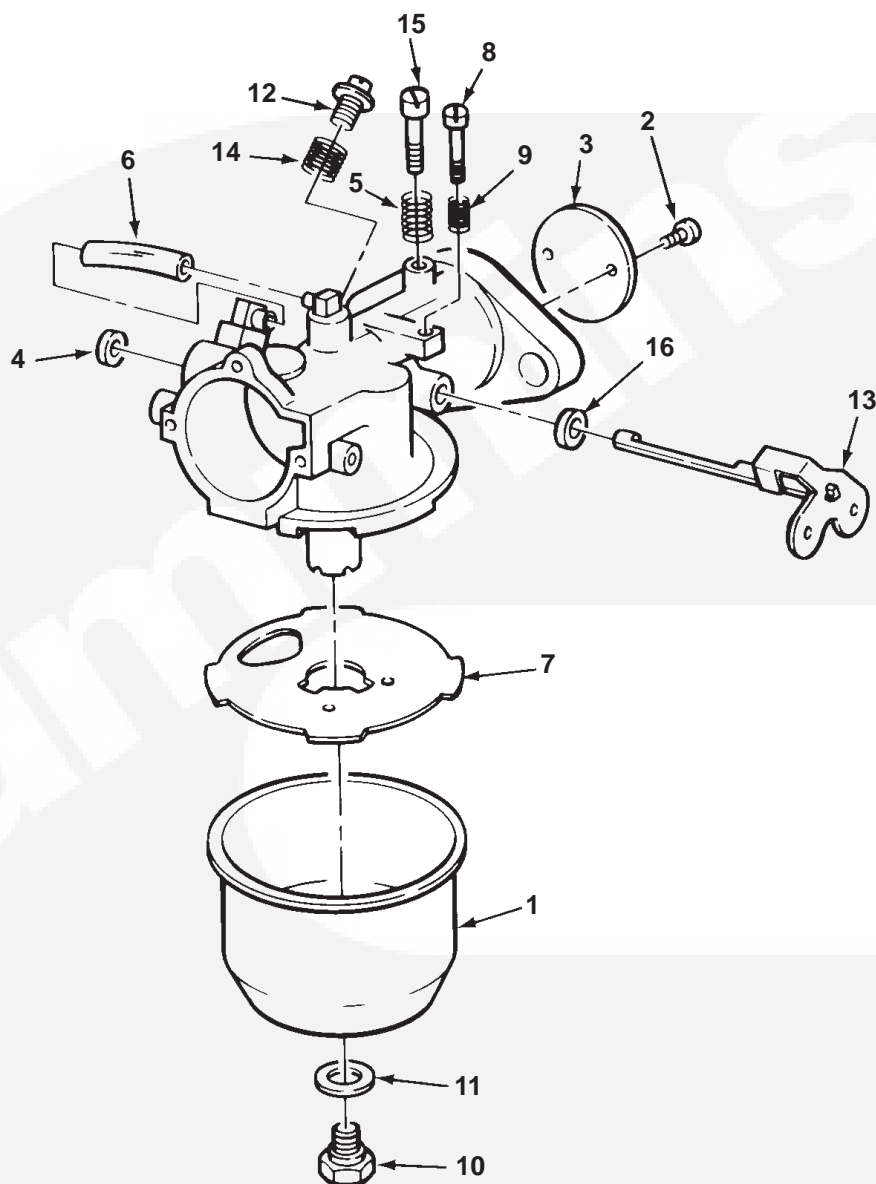
Carburetor Components **Gasoline** **(Spec K, L, N-P)**

| REF NO. | PART NO. | QTY USED | PART DESCRIPTION | REF NO. | PART NO. | QTY USED | PART DESCRIPTION |
|---------|----------|----------|---|---------|----------|----------|---|
| | | | Carburetor | 6 | 146-0589 | 1 | Kit, Choke Breaker (Includes Choke Piston Rod, Link Washer, Snap Pin and Choke Breaker Assy, Emission Certified Carb) |
| | 146-0665 | 1 | Spec D-L | | | | |
| | 146-0665 | 1 | Begin Spec M | | | | |
| 1 | 146-0451 | 1 | Jet, Idle | | | | |
| 2 | 146-0452 | 1 | Jet, Main | | | | |
| 3 | 146-0590 | 1 | Kit, Vacuum Sustain (Includes Vacuum Hoses and Valve, Emission Certified Carb) | 7 | 146-0593 | 1 | Kit, Choke Shaft (Includes Choke Shaft Assy, Choke Collar, Choke Arm Return Spring, Choke Valve, Valve Set Screw, Choke Lever Assy) |
| 4 | 146-0453 | 1 | Kit, Float (Includes Float Assy, Float Pin, Float Valve and Set Screw) | | | | |
| 5 | 146-0454 | 1 | Kit, Repair (Includes Float Chamber Gasket, Float Valve, Main Jet Gasket, Main Limiter Cap, Idle Adjust Spring, Idle Adjust Screw, Idle Limiter Cap, Throttle Adjust Spring, Throttle Adjust Screw) | 8 | 146-0588 | 1 | Kit, Choke Bimetal (Includes Bimetal Holder, Thermostat Cover, Bimetal Set Plate, Set Screw Emission Certified Carb) |

Note: Emission Certified Carburetor may use items 3, 6 and 8, but not items 1, 2, 4, 5 and 7.

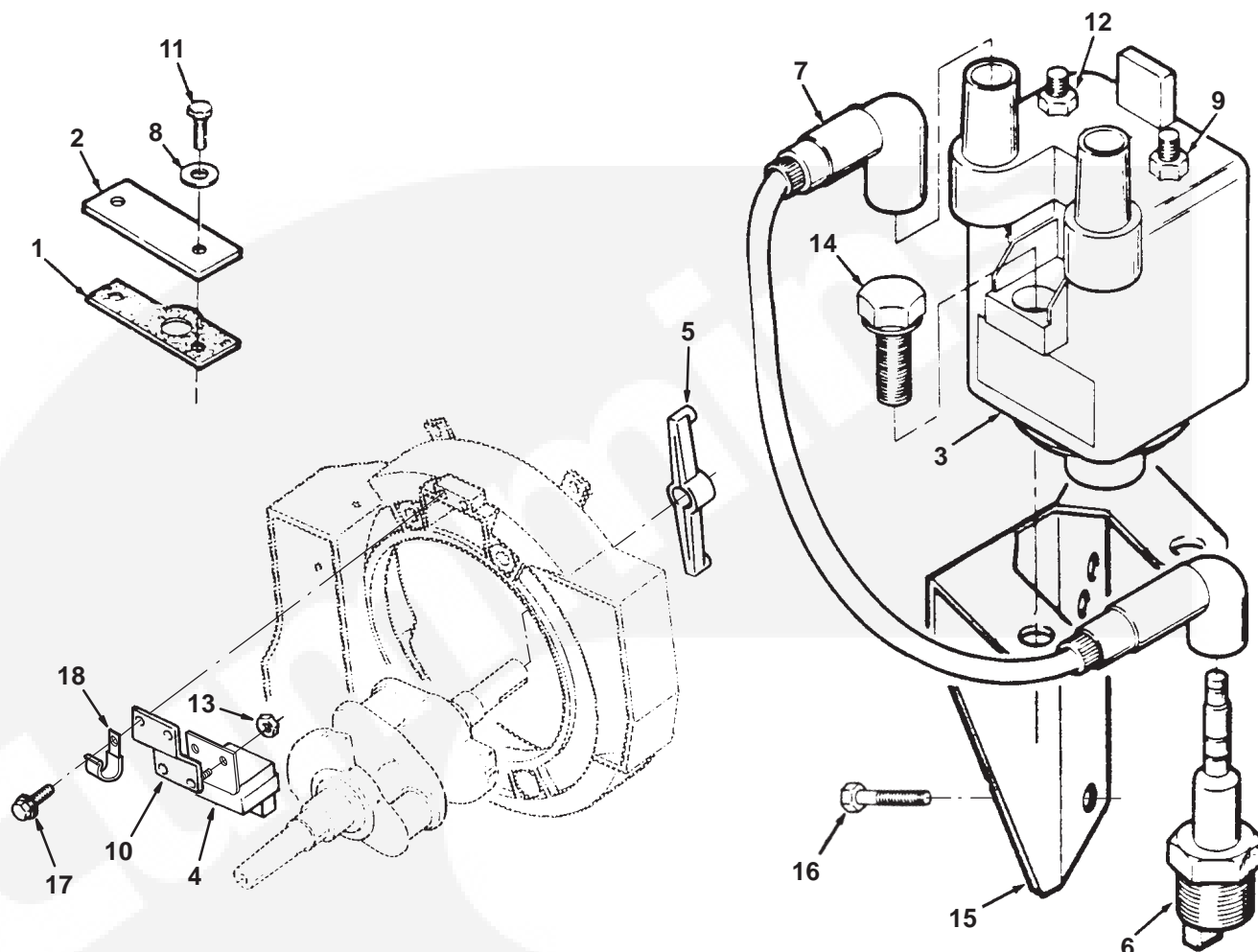


Carburetor Components LP



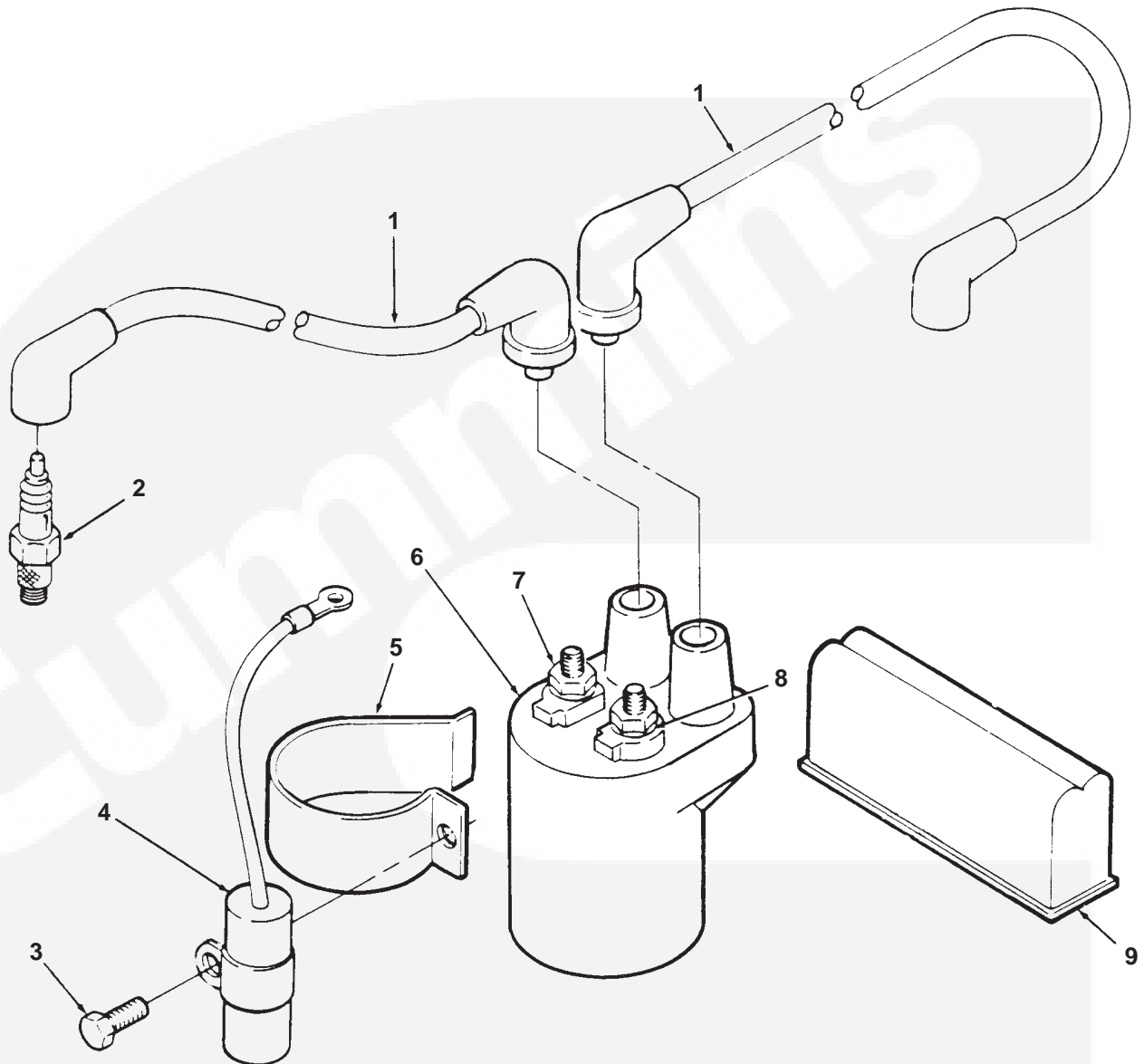
| REF NO. | PART NO. | QTY USED | PART DESCRIPTION | REF NO. | PART NO. | QTY USED | PART DESCRIPTION |
|---------|----------|----------|----------------------------------|---------|----------|----------|------------------------------|
| | 141-0933 | 1 | Carburetor, Complete | 7 | 141-0701 | 1 | Gasket, Bowl |
| | 146-0748 | 1 | Spec D-M | 8 | 141-0700 | 1 | Screw, Throttle Stop |
| | 146-0729 | 1 | Spec N & Up (LPG Liquid) | 9 | 141-0711 | 1 | Spring, Throttle Stop |
| | 146-0729 | 1 | Spec N & Up (LPG Vapor) | 10 | 141-0736 | 1 | Plug, Bowl |
| 1 | 141-0708 | 1 | Bowl, Fuel | 11 | 141-0077 | 1 | Washer, Bowl Plug |
| 2 | 141-0906 | 2 | Screw, Round Head
With Washer | 12 | 141-0934 | 1 | Screw, Main Jet Adjust |
| 3 | 141-0919 | 1 | Plate, Throttle | 13 | 141-0936 | 1 | Lever, Throttle Shaft |
| 4 | 141-0940 | 1 | Seal, Dust | 14 | 141-0939 | 1 | Spring, Main Jet Screw |
| 5 | 141-0935 | 1 | Spring, Idle Needle | 15 | 141-0937 | 1 | Needle, Idle Adjust Obsolete |
| 6 | | | Tube, Idle (Rubber) | 16 | 141-0924 | 1 | Seal, Rubber Dust |
| | 141-0938 | 1 | Spec D-M | | | | |
| | 141-0978 | 1 | Begin Spec N | | | | |

Electronic Ignition (Begin Spec G)



| REF NO. | PART NO. | QTY USED | PART DESCRIPTION | REF NO. | PART NO. | QTY USED | PART DESCRIPTION |
|---------|-------------|----------|--|---------|-------------|----------|--|
| 1 | 160-1368 | 1 | Gasket, Plate | 8 | 740-1004 | 2 | Washer, Flat (M6) |
| 2 | 160-1345-01 | 1 | Plate, Ignition Plunger Cover (Zinc Plated) | 9 | 166-0770 | 1 | Nut, Hex Flange (M4 Positive Terminal) |
| 3 | | | Coil, Battery Ignition (Includes Nuts) | 10 | 166-0794 | 1 | Bracket, Ignition Control |
| | 166-0761 | 1 | Spec G Obsolete | 11 | 800-0004 | 2 | Screw, Hex Head Cap (1/4-20 x 5/8") |
| | 166-0820 | 1 | Begin S/N G923938484 | 12 | 166-0771 | 1 | Nut, Hex Flange (M5 Negative Terminal) |
| 4 | | | Control, Ignition | 13 | 870-0328 | 2 | Nut, Self-Lock (10-32) |
| | 166-0785 | 1 | Spec D-G | 14 | 815-0610 | 2 | Screw, Hex Washer Head (1/4-20 x 1") |
| | 166-0821 | 1 | Begin Spec H (15" Lead) | 15 | 166-0789-01 | 1 | Bracket, Ignition Coil |
| | 166-0821-01 | 1 | Begin Spec H (28.5" Lead) | 16 | 815-0290 | 1 | Screw, Hex Washer Head (1/4-20 x 5/8") |
| 5 | | | Rotor Assembly, Ignition (Includes Rotor and Magnet) | 17 | 815-0770 | 2 | Screw, Hex Washer Head Thread Form (Special) |
| | 166-0802 | 1 | Spec A-L | 18 | 332-3198 | 1 | Connector |
| | 166-0842 | 1 | Begin Spec M | | | | |
| 6 | 167-0272 | 2 | Plug, Spark | | | | |
| 7 | | | Cable, Spark Plug | | | | |
| | 167-1615-01 | 1 | 9" Long | | | | |
| | 167-1602 | 1 | 23" Long | | | | |

Ignition System (Spec D-E)



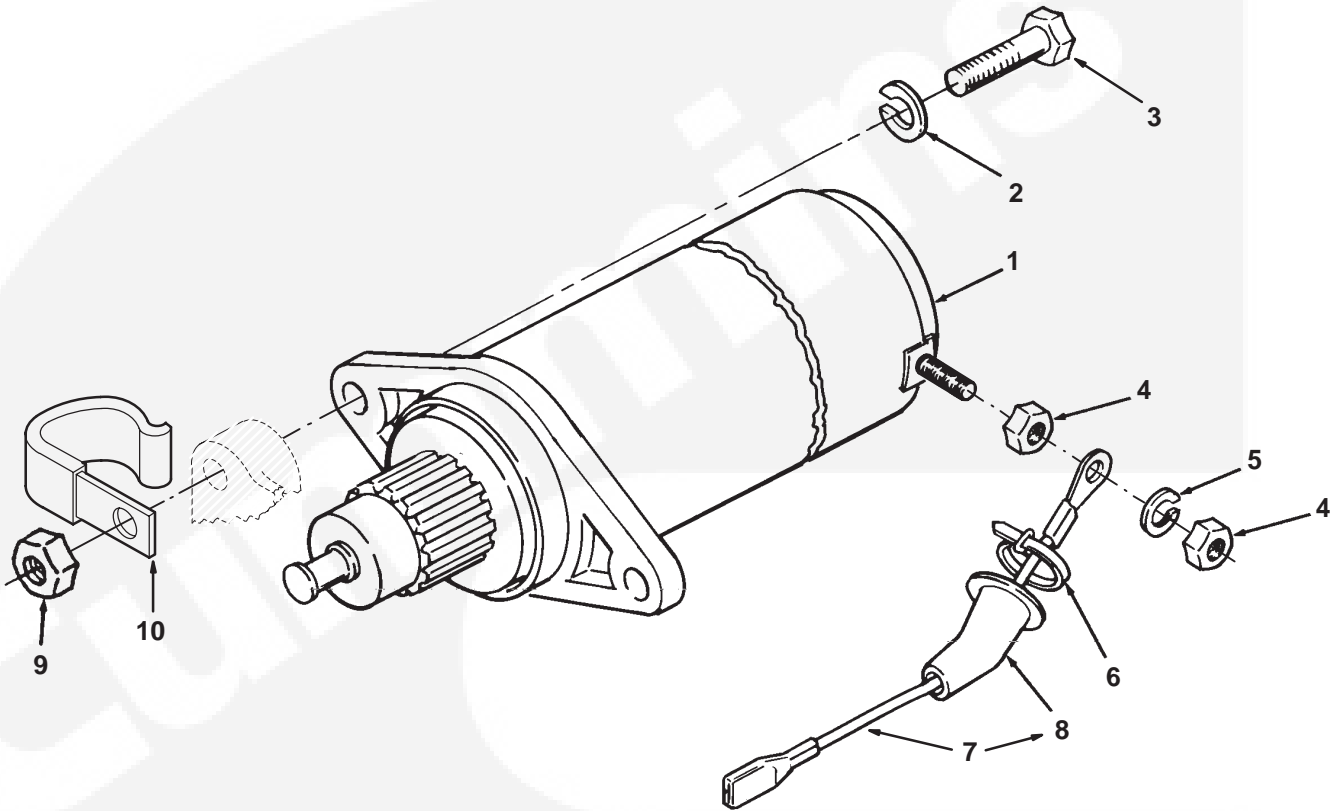
| REF NO. | PART NO. | QTY USED | PART DESCRIPTION | REF NO. | PART NO. | QTY USED | PART DESCRIPTION |
|---------|-------------|----------|--------------------------------|---------|----------|----------|------------------------------------|
| 1 | 167-1615-01 | 1 | Cable, Spark Plug | 6 | 166-0772 | 1 | Coil, Ignition |
| | 167-1602 | 1 | 9" Long | | | | (Includes Nuts and Washers) |
| | 167-0272 | 1 | 26" Long | 7 | 166-0771 | 2 | Nut, Hex (8 MM) |
| 2 | 167-0272 | 2 | Plug, Spark | 8 | 850-2005 | 2 | Washer, Lock (8 MM) |
| 3 | 815-0261 | 1 | Screw, Hex Washer Head | 9 | 160-1325 | 1 | Box, Breaker (See Separate |
| | | | Thread Cutting (1/4-20 x 1/2") | | | | Page For Components) |
| 4 | 312-0256 | 1 | Condenser, Ignition | 10 | 160-1376 | 1 | Kit, Electronic Ignition (Converts |
| 5 | 166-0747 | 1 | Clamp, Coil | | | | Breaker Ignition To Electronic) |

This diagram illustrates the assembly of a battery pack. The components are labeled as follows:

- 1**: Battery pack housing (top).
- 2**: Battery pack housing (bottom).
- 3**: Battery cell.
- 4**: Battery cell terminal.
- 5**: Battery pack terminal.
- 6**: Battery pack terminal.
- 7**: Battery pack terminal.
- 8**: Battery pack terminal.
- 9**: Battery pack terminal.
- 10**: Battery pack terminal.
- 11**: Battery pack terminal.

* – Parts Included in Breaker Box.

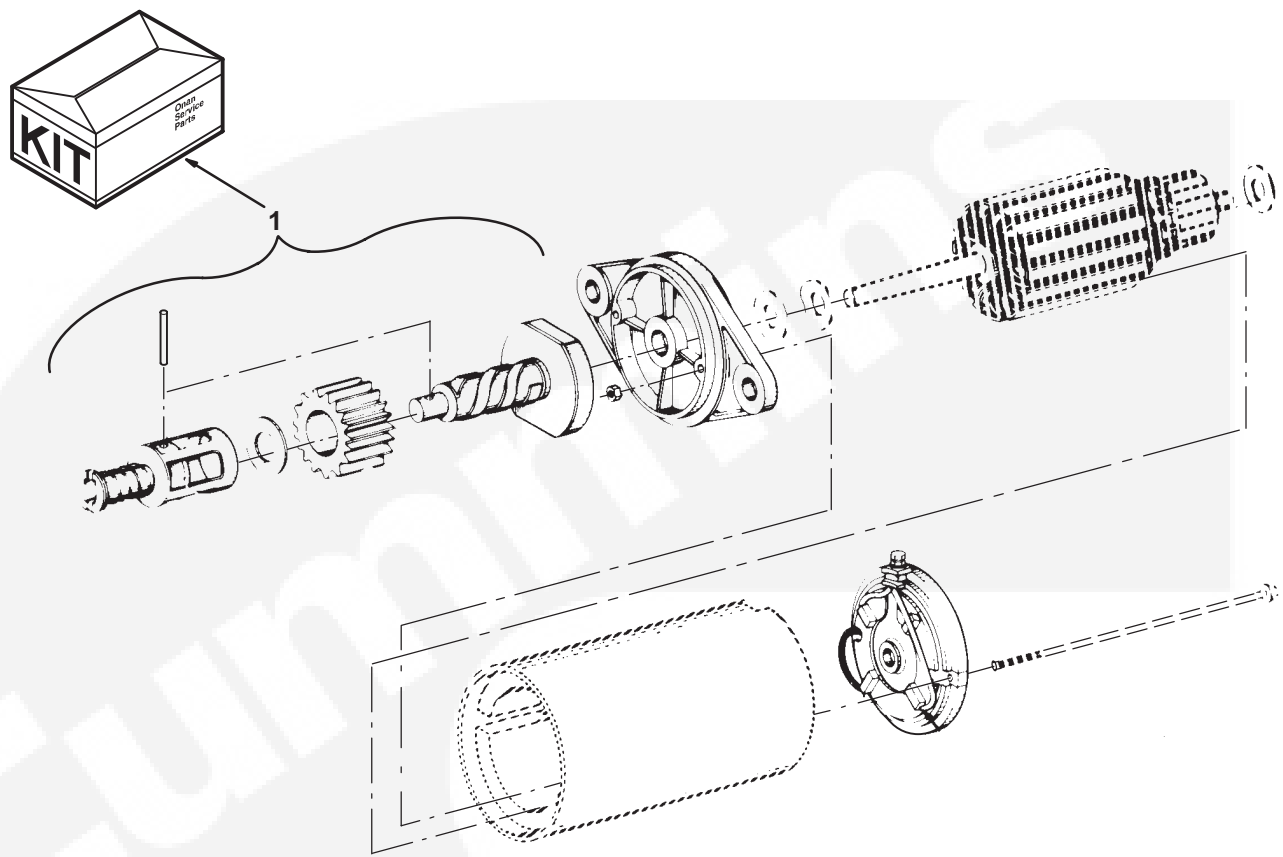
Starter



| REF NO. | PART NO. | QTY USED | PART DESCRIPTION |
|---------|----------|----------|-------------------------------|
| 1 | 191-2158 | 1 | Starter, 12 Volt |
| 2 | 850-0050 | 2 | Washer, Lock (3/8") |
| 3 | 800-0052 | 2 | Screw, Hex Head Cap (Special) |
| 4 | 862-0001 | 2 | Nut, Hex (1/4-20) |
| 5 | 850-0040 | 1 | Washer, Lock (1/4") |

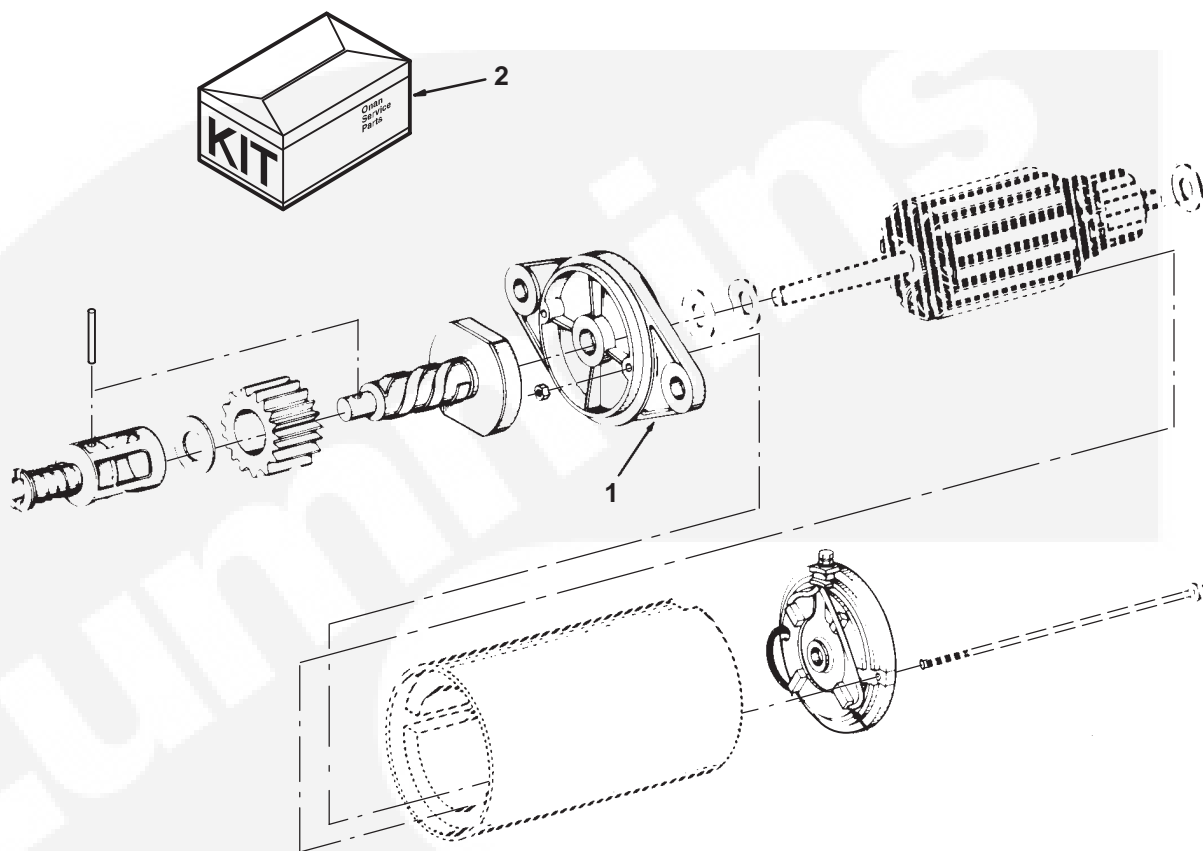
| REF NO. | PART NO. | QTY USED | PART DESCRIPTION |
|---------|----------|----------|-------------------------------|
| 6 | 332-0942 | 1 | Tie, Cable |
| 7 | 226-3457 | 1 | Lead, Starter (Includes Tube) |
| 8 | 122-0345 | 1 | Tube, Lead |
| 9 | 862-0003 | 2 | Nut, Hex (3/8-16) |
| 10 | 332-3359 | 1 | Clip, Harness |

Starter Components



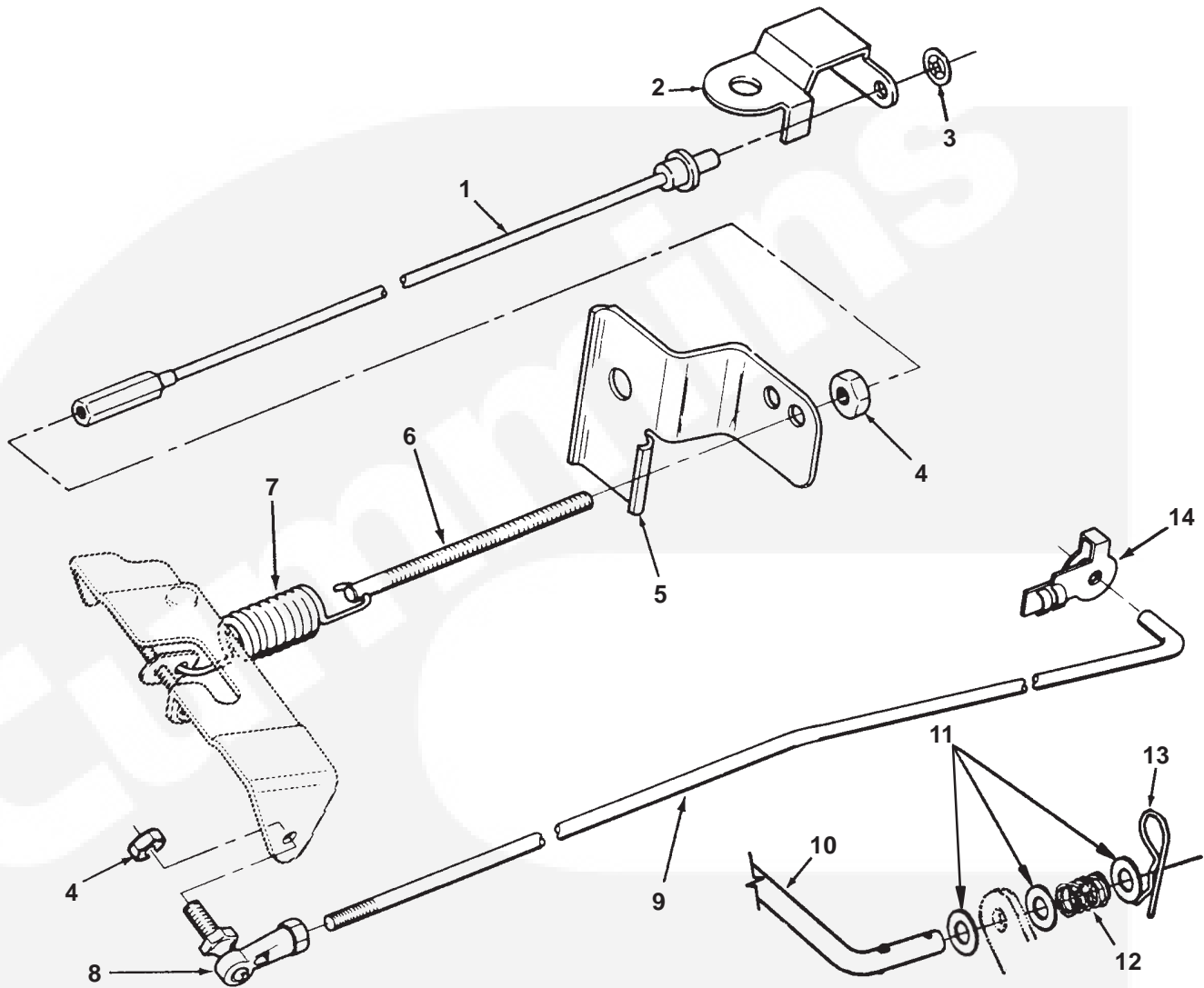
| REF NO. | PART NO. | QTY USED | PART DESCRIPTION |
|---------|----------|----------|---|
| 1 | 191-2187 | 1 | Kit, Starter Drive (Includes Spring Cover, Clutch Retainer, Drive Washer, Clutch and Spline, Starter Gear, Roll Pin, Pinion Washer, Pinion Spring Spring Retainer |

Starter Components **For Starters – 191-2132 & 191-2158**



| REF NO. | PART NO. | QTY USED | PART DESCRIPTION |
|---------|----------|----------|---|
| 1 | 191-2186 | 1 | Cap, Drive |
| 2 | 191-2187 | 1 | Kit Assembly, Drive (Includes Washers, Retainers, Spring, Cover, Roll Pin, Pinion Gear, and Drive Clutch) |

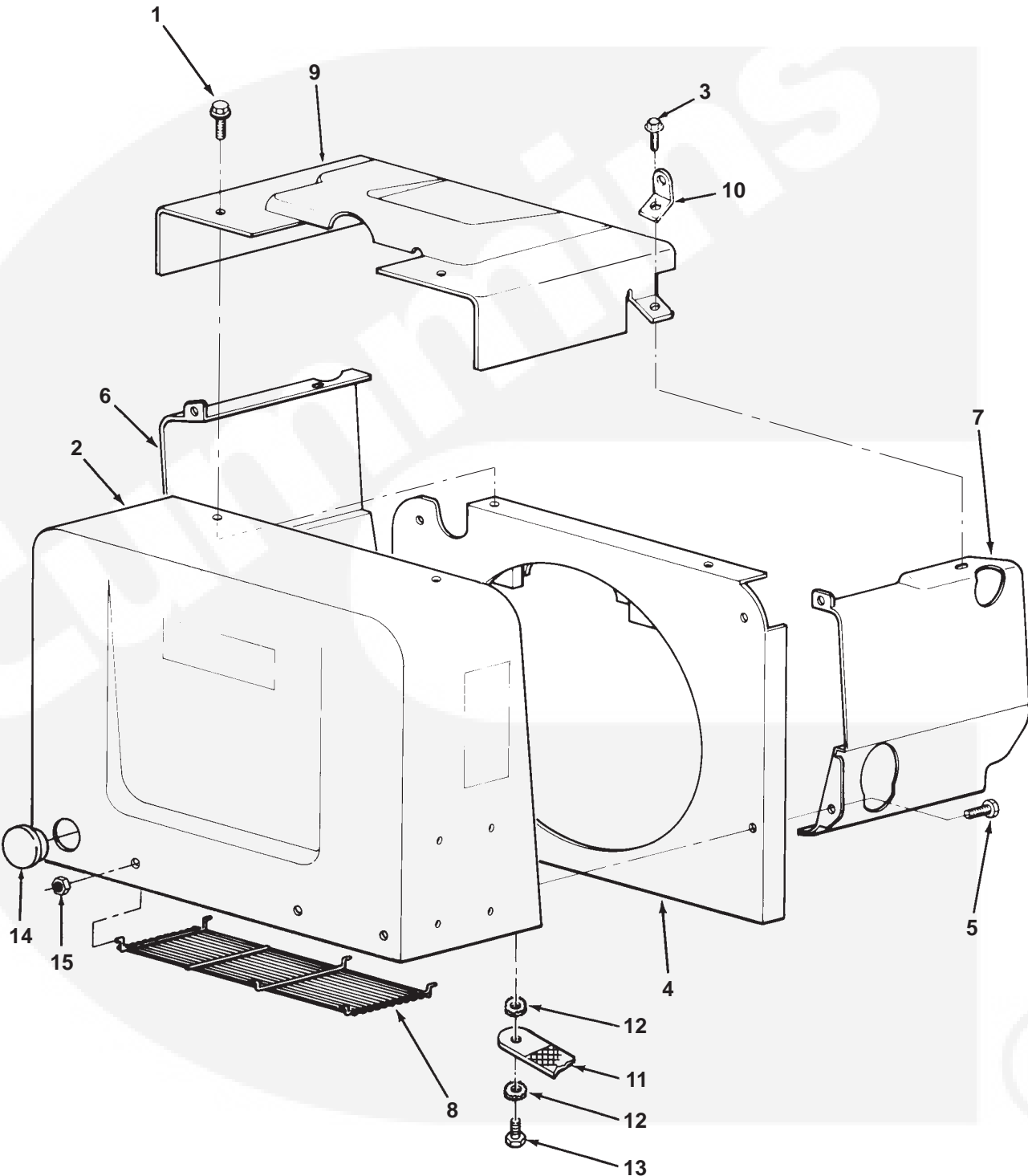
Governor



| REF NO. | PART NO. | QTY USED | PART DESCRIPTION |
|---------|-------------|----------|---|
| 1 | 150-2294 | 1 | Cable, Governor Adjust (Begin Spec H) |
| 2 | 150-2296-01 | 1 | Bracket, Governor Adjust Cable (Begin Spec H) |
| 3 | 518-0582 | 1 | Retainer, Pushon (Begin Spec H) |
| 4 | 870-0131 | 2 | Nut, Self-Locking Hex (10-32) |
| 5 | | | Bracket, Zinc Plated Governor |
| | 150-1958-02 | 1 | Gasoline & LP Vapor |
| | 150-2298-01 | 1 | LP Liquid |
| 6 | 150-0096 | 1 | Stud, Speed Adjustment |
| 7 | 150-1612 | 1 | Spring, Governor (Spec D-P) |

| REF NO. | PART NO. | QTY USED | PART DESCRIPTION |
|---------|----------|----------|--|
| 8 | 150-0939 | 1 | Joint, Ball |
| 9 | 150-2079 | 1 | Rod, Governor Arm to Carburetor |
| 10 | | | Rod, Throttle (Begin Spec H) |
| | 150-2429 | 1 | Gasoline & LP Vapor |
| | 150-2469 | 1 | LP Liquid |
| | 150-2428 | 1 | Begin Spec N |
| 11 | 150-2589 | 3 | Washer, Friction (Begin Spec H) |
| 12 | 150-2421 | 1 | Spring, Compression |
| 13 | 518-0006 | 1 | Clip, Retaining - Units Before 5/90 and Spec H |
| 14 | 518-0606 | 1 | Clip, Linkage (Begin Spec H) |

Air Housing



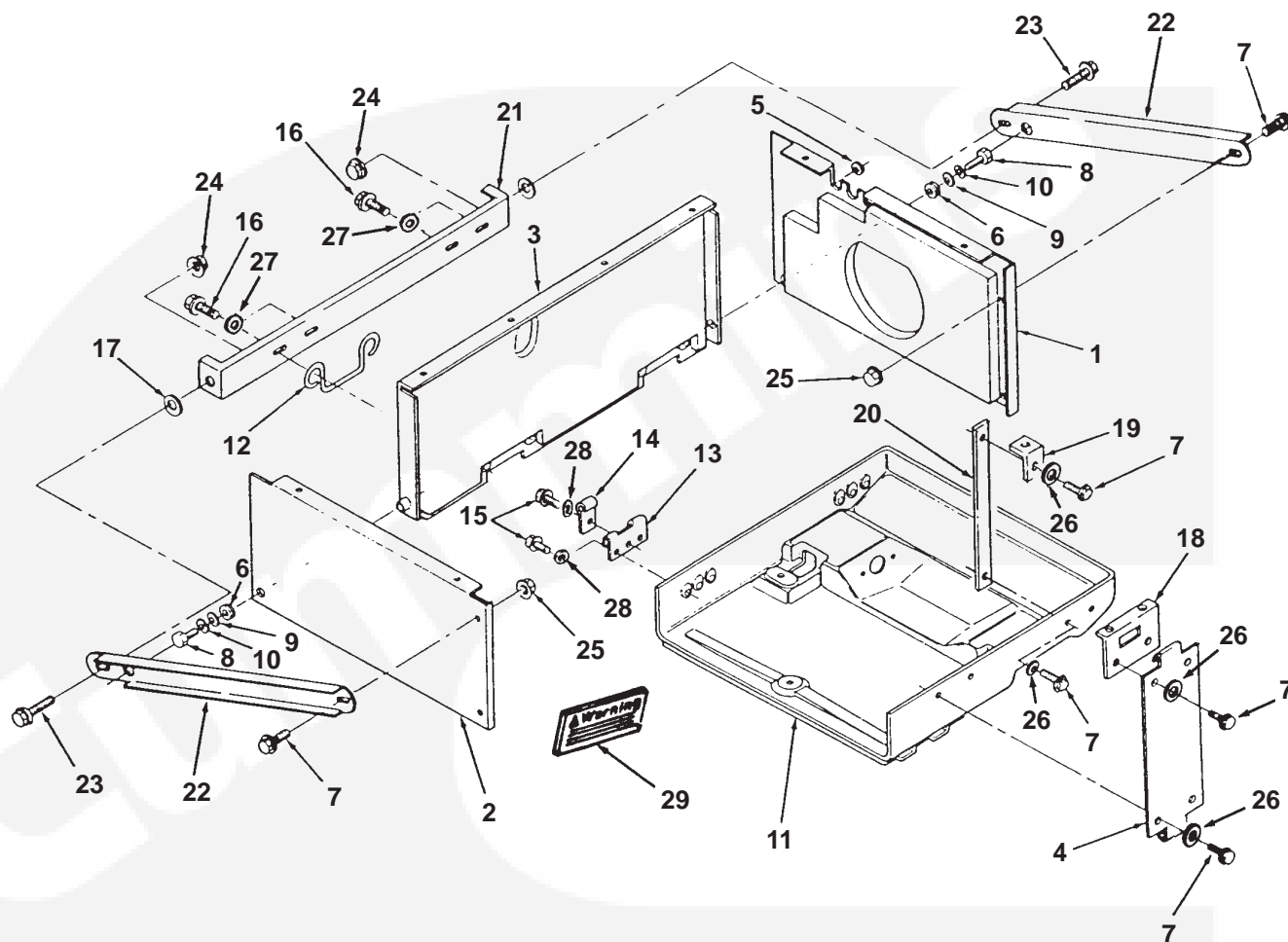
Air Housing

| REF NO. | PART NO. | QTY USED | PART DESCRIPTION | REF NO. | PART NO. | QTY USED | PART DESCRIPTION |
|---------|-------------|----------|---|---------|-------------|----------|---|
| 1 | 821-0010 | 2 | Screw, Flanged Lock Head (1/4-20 x 1/2") | 8 | 134-4384 | 1 | Guard, Scroll |
| 2 | | | Scroll (Includes Baffle) | 9 | | | Shield, Noise – NHE Sets Only |
| | 134-4503-71 | 1 | NHE – Gasoline & LP Vapor | | 155-2545-51 | 1 | Begin Spec H |
| | 134-4503-72 | 1 | NHEL – LP Liquid | | 155-2580 | 1 | Spec D-G Obsolete |
| 3 | 815-0759 | 2 | Screw, Thread Form Hex Head Taptite (5/16-18 x 1") | 10 | 403-1523-01 | 2 | Bracket, Lifting |
| 4 | 134-4386-50 | 1 | Backplate, Scroll | 11 | 337-2311 | 1 | Strap, Ground (Mounts Scroll To Drip Pan) |
| 5 | 815-0261 | 5 | Screw, Hex Head Tapping Cylinder Air Housing (Right Hand) (1/4-20 x 1/2") | 12 | 856-0010 | 2 | Washer, Lock (EIT 3/8") |
| 6 | 134-4382-70 | 1 | Housing, Left Air Cylinder | 13 | 800-0048 | 1 | Screw, Hex Head Cap (3/8-16 x 3/4") |
| 7 | 134-4381-70 | 1 | Housing, Right Air Cylinder | 14 | 517-0283 | 1 | Plug, Dot Button |
| | | | | 15 | 870-0415 | 6 | Nut, Self-Tapping (1/8") |





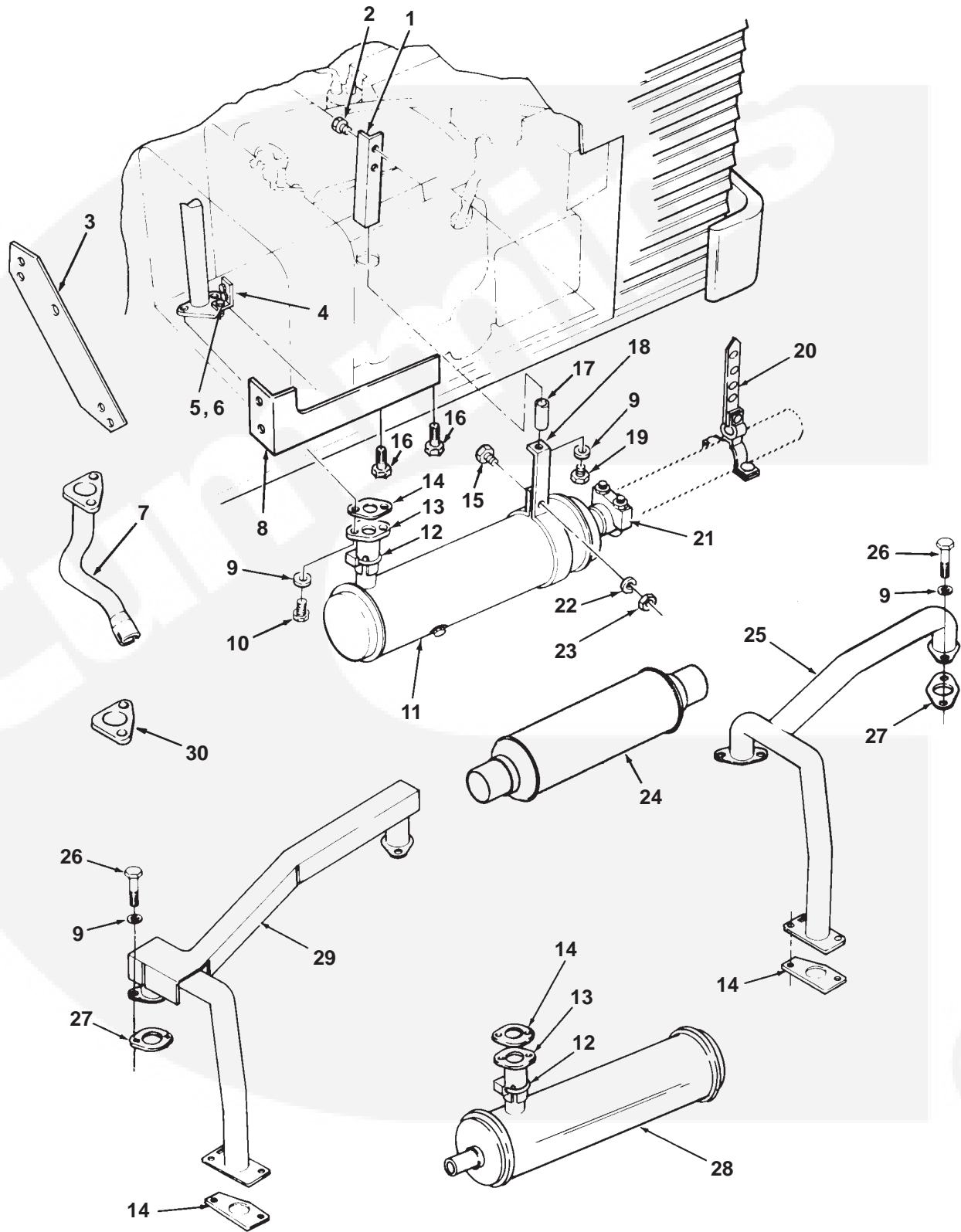
Housing Below Floor



| REF NO. | PART NO. | QTY USED | PART DESCRIPTION |
|---------|-------------|----------|--|
| 1 | 405-3397-S0 | 1 | Panel, Right Housing |
| 2 | 405-3400-S0 | 1 | Panel, Left Housing |
| 3 | 405-3394-S0 | 1 | Panel, Rear Housing |
| 4 | 405-3401-02 | 1 | Support, Housing |
| 5 | 508-0071 | 3 | Grommet, Rubber |
| 6 | 508-0008 | 2 | Grommet, Rubber |
| 7 | | | Screw |
| | 821-0014 | 2 | Hex Washer Head Self-Lock (5/16-18 x 1/2") |
| | 800-0026 | 6 | Hex Head Cap (5/16-18 x 3/4") |
| 8 | 800-0002 | 2 | Screw, Hex Head Cap (1/4-20 x .38) |
| 9 | 526-0130 | 2 | Washer, Flat (1/4" Screw) |
| 10 | 850-0040 | 2 | Washer, Lock (1/4) |
| 11 | 403-2557-03 | 1 | Pan, Drip |
| 12 | 406-0566 | 2 | Pin, Hinge |
| 13 | 406-0567-02 | 2 | Plate, Hinge |
| 14 | 406-0568-02 | 2 | Support, Hinge |
| 15 | 800-0005 | 6 | Screw, Hex Head Cap (1/4-20 x 3/4) |

| REF NO. | PART NO. | QTY USED | PART DESCRIPTION |
|---------|-------------|----------|------------------------------------|
| 16 | 800-0048 | 4 | Screw, Hex Head Cap (3/8-16 x .75) |
| 17 | 526-1518 | 4 | Washer, Flat (7/16" Screw) |
| 18 | 405-3406-02 | 1 | Bracket, Housing |
| 19 | 405-3597-02 | 1 | Bracket, Support |
| 20 | | | Support (Includes Label) |
| | 405-3604 | 1 | With Weld Nuts |
| | 405-3781-01 | 1 | Without Weld Nuts |
| 21 | 405-3608-02 | 1 | Brace, Rear |
| 22 | 405-3607-02 | 2 | Brace, Side |
| 23 | 821-0033 | 2 | Screw, Lock Head (7/16-14 x 3/4") |
| 24 | 870-0437 | 2 | Nut, Lock (7/16-14) |
| 25 | 870-0257 | 2 | Nut, Lock (5/16-18) |
| 26 | 526-0122 | 6 | Washer, Flat (5/16" Screw) |
| 27 | 526-0174 | 4 | Washer, Flat (3/8" Screw) |
| 28 | 526-0382 | 6 | Washer, Flat (1/4" Screw) |
| 29 | 98-6402-01 | 1 | Decal, Warning |
| 30 | 148-0912 | 1 | Adapter, Carburetor |

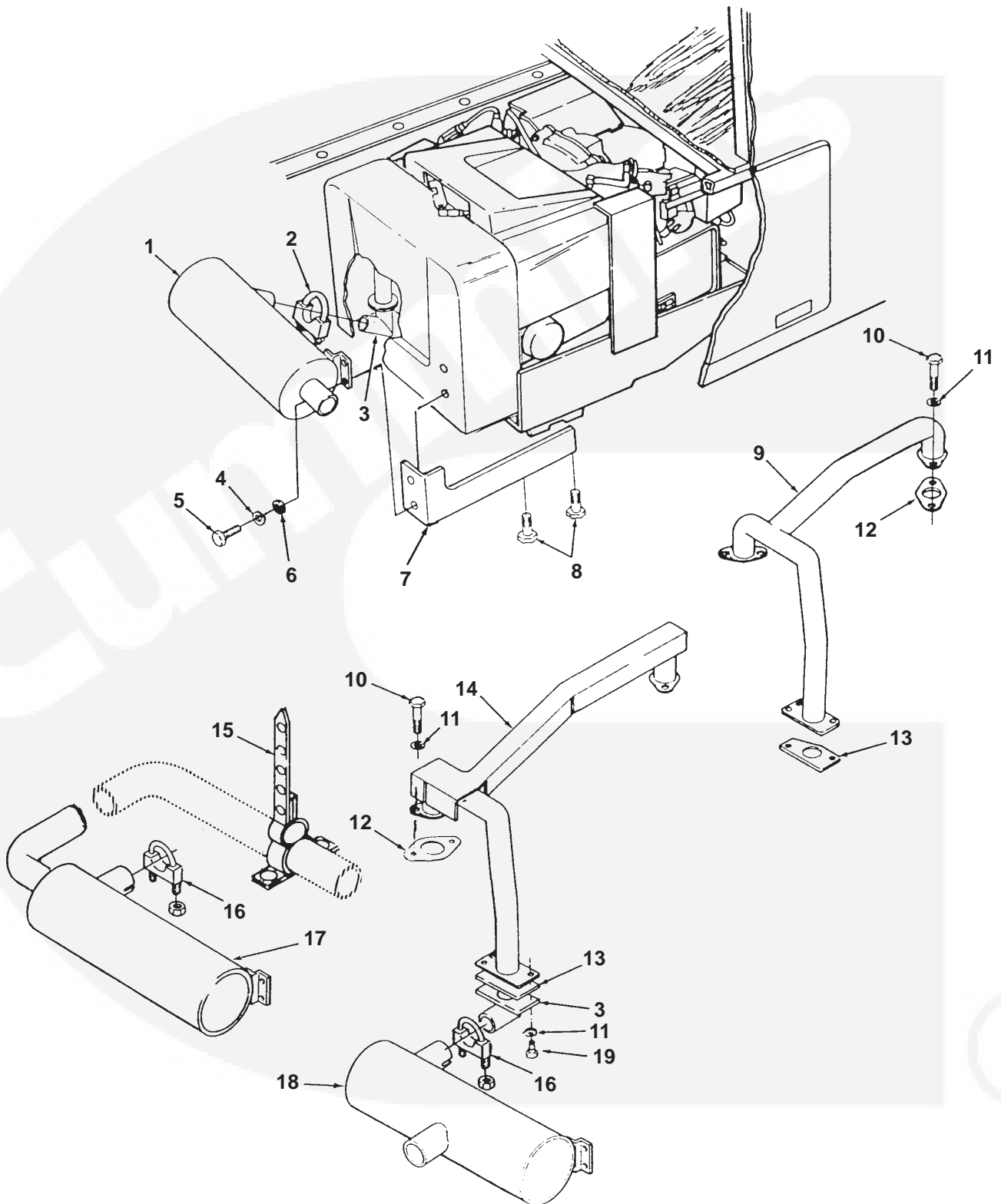
Exhaust System Above Floor Models



Exhaust System Above Floor Models

| REF NO. | PART NO. | QTY USED | PART DESCRIPTION | REF NO. | PART NO. | QTY USED | PART DESCRIPTION |
|---------|-------------|----------|--|---------|-------------|----------|---|
| 1 | | | Bracket, Muffler | 16 | 821-0029 | 2 | Screw, Hex Washer Head Self-Lock (3/8-16 x 3/4") |
| | 155-2084 | 1 | Spec D-G (Green) | 17 | 370-4027 | 1 | Spacer, Muffler (2" Long) |
| | 155-2492-02 | 1 | Spec H-J (Black Primer) | | | | (Used Only on RV's with 6-1/4" Long Exhaust Adapter) |
| | 155-2084-02 | 1 | Begin Spec K (Black E-Coat) | 18 | 155-2025-02 | 1 | Strap, Muffler (5.77" Long) |
| 2 | | | Screw, Hex Washer Head | 19 | | | Screw, Hex Head Cap |
| | 815-0261 | 2 | Spec D,E (1/4-20 x 1/2") | | 800-0026 | 1 | Use Without Spacer (5/16-18 x 3/4") |
| | 815-0290 | 2 | Begin Spec G (1/4-20 x 5/8") | | 800-0036-01 | 1 | Use with Spacer (5/16-18 x 2-3/4") |
| 3 | 154-2663 | 1 | Bracket, Exhaust (Use With 154-2662 Tube) | 20 | 155-2174 | 1 | Hanger, Exhaust |
| 4 | 154-2538 | 1 | Bracket, Exhaust Flange | 21 | 155-1015 | 1 | Clamp, Muffler (1-1/2") |
| 5 | 800-0005 | 1 | Screw, Hex Head Cap (1/4-20 x 3/4") | 22 | 740-1004 | 1 | Washer, Lock (M6) |
| 6 | 526-0018 | 1 | Washer, Flat (1/4" Screw) | 23 | 862-0001 | 1 | Nut, Hex (1/4-20) |
| 7 | 154-2662 | 1 | Tube, Exhaust (11" Long) (Use With 154-2663 Bracket) | 24 | 155-2449 | 1 | Resonator, Exhaust (Gasoline Only) |
| 8 | 155-2049-02 | 1 | Bracket, Exhaust | 25 | 154-2541 | 1 | Manifold, Exhaust - NHE |
| 9 | 740-1006 | 7 | Washer, Flat (M8) | 26 | | | Screw (5/16-18 x 1") |
| 10 | 800-0730 | 2 | Screw, Hex Head Cap (5/16-18 x 1") | | 800-0512 | 4 | Hex Head Cap-NHEL |
| 11 | 155-1258 | 1 | Muffler, Spark Arrestor End Outlet, Side Inlet | | 802-0055-01 | 4 | Allen Head-NHE |
| 12 | 155-1239 | 1 | Clamp, Muffler (1-5/8") | 27 | 154-2747 | 2 | Gasket, Exhaust Manifold |
| 13 | | | Adapter, Exhaust (Flange Type) | 28 | 155-1485 | 1 | Muffler, Spark Arrestor End Outlet, Side Outlet Near Inlet |
| | 154-2683 | 1 | 6.25" Long | | | | |
| | 154-2540 | 1 | 4.25" Long | 29 | 154-2638-01 | 1 | Manifold, Exhaust (Includes Fuel Line and Heat Shield) NHEL |
| 14 | 154-2542 | 1 | Gasket, Exhaust | 30 | 154-2537 | 1 | Flange, Exhaust Manifold |
| 15 | 800-0007 | 1 | Screw, Hex Head Cap (1/4-20 x 1") | | | | |

Exhaust System Below Floor

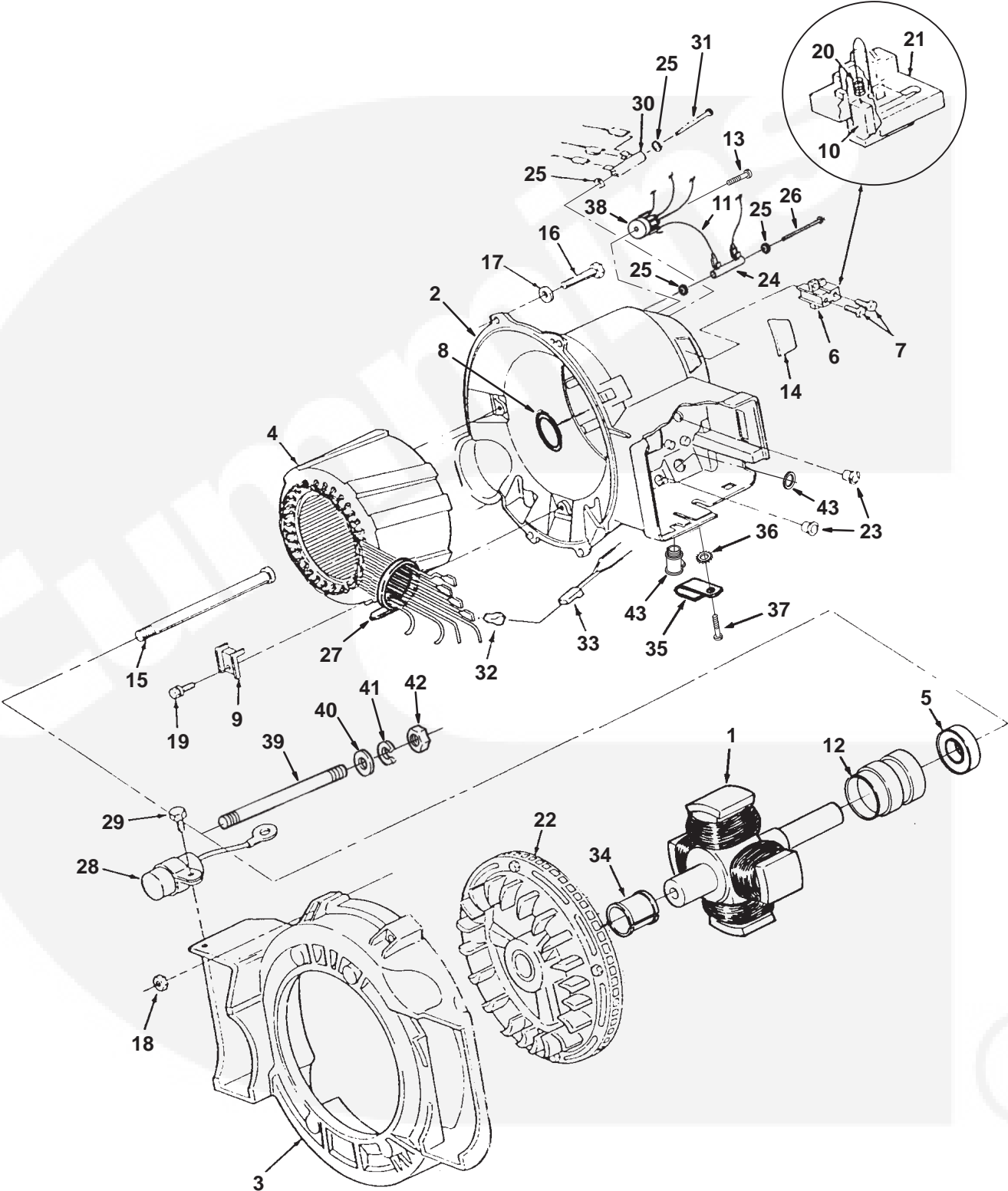


Exhaust System Below Floor

| REF NO. | PART NO. | QTY USED | PART DESCRIPTION | REF NO. | PART NO. | QTY USED | PART DESCRIPTION |
|---------|-------------|----------|---|---------|-------------|----------|--|
| 1 | 155-2085 | 1 | Muffler, Spark Arrestor (Side Inlet, Opposite End Outlet) | 12 | 154-2747 | 2 | Gasket, Exhaust Manifold |
| 2 | 155-1256 | 1 | Clamp, Muffler (1-1/4") | 13 | 154-2542 | 1 | Gasket, Exhaust – Use With Adapter 154-2539 |
| 3 | 154-2539 | 1 | Adapter, Flange Type Exhaust | 14 | 154-2638-01 | 1 | Manifold, Exhaust (Includes Fuel Line and Heat Shield) NHEL – Front Outlet |
| 4 | 850-0040 | 2 | Washer, Lock (1/4") | 15 | 155-2174 | 1 | Hanger, Exhaust Pipe |
| 5 | 800-0004 | 2 | Screw, Hex Head Cap (1/4-20 x 5/8") | 16 | 155-1015 | 1 | Clamp, Muffler (1-1/2") |
| 6 | 526-0130 | 2 | Washer, Flat (1/4" Screw) | 17 | 155-2164 | 1 | Muffler, Spark Arrestor (Side Inlet, Same End Outlet) |
| 7 | 155-2049-02 | 1 | Bracket, Exhaust (9.19" Long) | 18 | 155-2086 | 1 | Muffler, Spark Arrestor (Side Inlet, Opposite Side Outlet) |
| 8 | 821-0029 | 2 | Screw, Hex Washer Head Self-Lock (3/8-16 x 3/4") | 19 | 800-0730 | 2 | Screw, Hex Head Cap – Use with Exhaust Adapter 154-2539 |
| 9 | 154-2541 | 1 | Manifold, Exhaust (NHE) | | | | |
| 10 | | | Screw, | | | | |
| | 800-0512 | 4 | Cap, Hex Head (5/16-19 x 1") NHEL | | | | |
| | 802-0055-01 | 4 | Allen Head (5/16-18 x 1") NHE | | | | |
| 11 | 850-0045 | 6 | Washer, Exhaust Manifold Lock (5/16") | | | | |



Generator




Generator

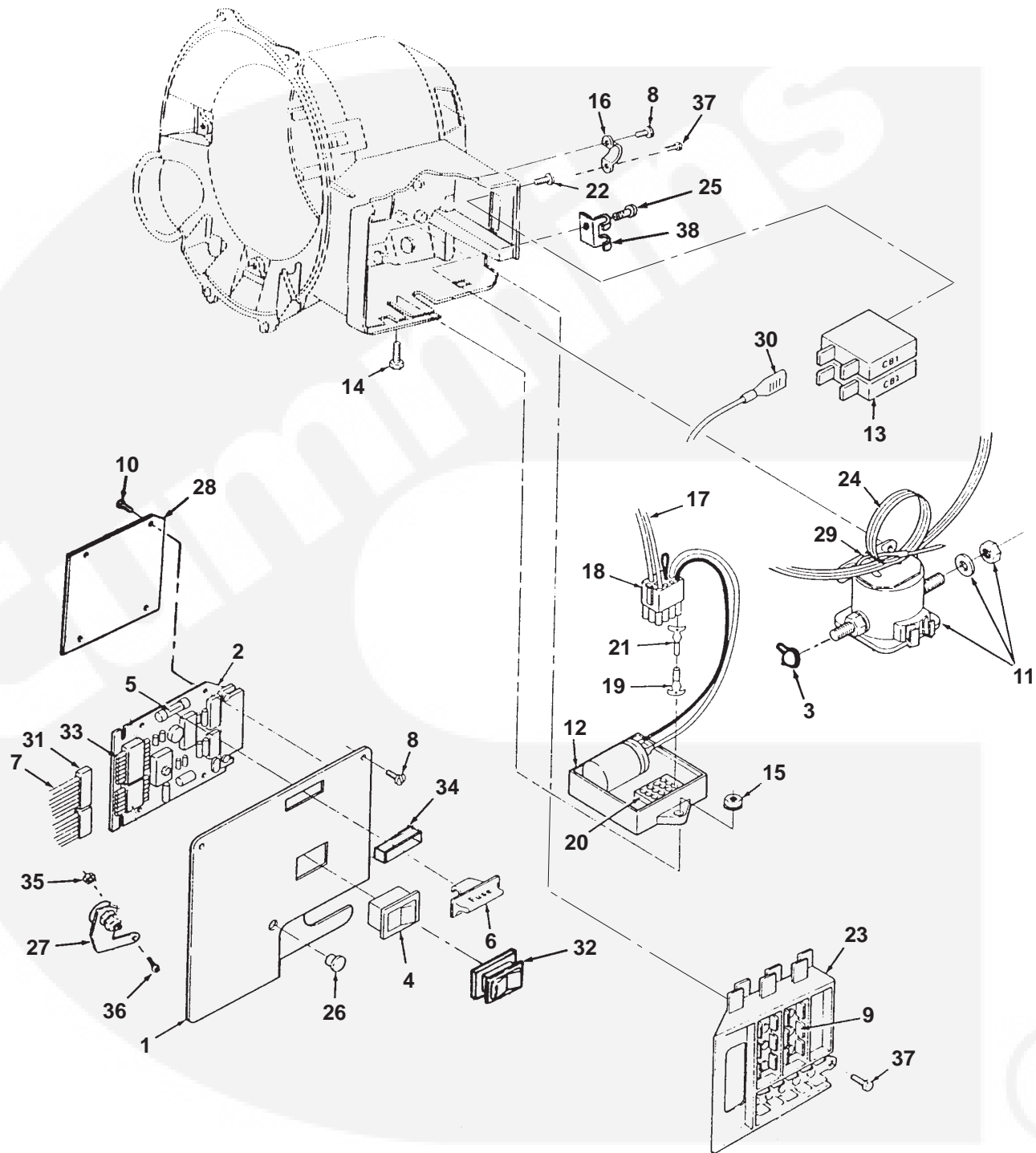
| REF NO. | PART NO. | QTY USED | PART DESCRIPTION | REF NO. | PART NO. | QTY USED | PART DESCRIPTION |
|---------|-------------|----------|--|---------|-------------|----------|--|
| 1 | 201-3388-S3 | 1 | Rotor, Wound (Includes Fan, Ball Bearing and Collector Ring) | 21 | 212-1286-S0 | 1 | *Block, with Terminal |
| 2 | | | Housing, Stator (Includes Tolerance Ring) | 22 | 205-0165-S0 | 1 | + Fan and Gear, Armature |
| | 220-4133 | 1 | Spec D-M | 23 | 508-0272 | 2 | Grommet, Nylon (.68" ID) |
| | 220-4532-01 | 1 | Begin Spec N | 24 | | | Resistor, Battery Charger (R6) (25 Watts) |
| 3 | | | Adapter, Generator | | 304-0794 | 1 | Spec A-J |
| | 231-0359 | 1 | Spec D-M | | 304-0797 | 1 | Begin Spec K |
| | 231-0382-01 | 1 | Begin Spec N | 25 | | | Washer, Resistor Center (Spec A-J) |
| 4 | | | Stator, Wound | | 304-0796 | 4 | Gasoline |
| | 220-4135-03 | 1 | 5.0kW (50 Hz) | | 304-0796 | 2 | LP Gas |
| | 220-4135-S4 | 1 | 6.3kW and 6.5kW (60 Hz) | 26 | 815-0660 | 1 | Screw, Hex Head (10-32 x 2-1/2") |
| 5 | 510-0099 | 1 | Bearing, Ball | 27 | 332-0941 | 1 | Tie, Cable |
| 6 | 212-1285-S0 | 1 | Block, Generator Brush (Includes Parts Marked *) | 28 | 312-0256 | 1 | Condenser, Ignition (Beginning 9/87) |
| 7 | 815-0788 | 2 | Screw, Pan Head Torx (10-32 x 7/8") | 29 | | | Screw, Hex Washer Head Thread Form |
| 8 | 509-0196 | 1 | O'Ring, Stator Housing | | 815-0340 | 1 | Use Begin 9/87 (10-32 x 3/8") |
| 9 | 232-2955-02 | 3 | Clamp, Stator (60 Hz) | | 815-0770 | 1 | Begin Spec G (Special) |
| 10 | 214-0103 | 2 | *Brush, Generator | 30 | 304-0798 | 1 | Resistor, Gasoline Fuel Pump (Spec A-J) |
| 11 | | | Connection, Resistor | | | | Screw, Pan Head (Special) (Spec A-J) |
| | 226-3492-01 | 1 | Lead, Resistor (Spec A-J) | 31 | 815-0712 | 1 | Connector, Tab |
| | 338-3010 | 1 | Harness, Wiring (Begin Spec K) | 32 | 323-1298 | 2 | Connector, Receptacle |
| 12 | 204-0134 | 1 | Ring, Armature Collector | 33 | | | 60 Hz |
| 13 | | | Screw, Pan Head (Special) | | 332-0819 | 2 | 50 Hz |
| | 815-0691-01 | 1 | Spec A-J | | 332-0819 | 3 | Ring, Tolerance |
| | 815-0788 | 1 | Begin Spec K | 34 | 518-0460 | 1 | Clip, Wire (Below Floor |
| 14 | 212-1284 | 1 | Cover, Brush Block | 35 | 518-0515 | 1 | Gasoline Models) (Begin Spec J) |
| 15 | 802-1038 | 1 | Screw, Armature Socket | | | | Washer, ET (10-32) |
| 16 | | | Screw, Hex | 36 | 853-0013 | 1 | Screw, Pan Head Thread Form (10-32 x 1/2") |
| | 800-0575-01 | 5 | Flange Head (3/8-16 x 1-1/8") Spec D | 37 | 815-0661 | 1 | Rectifier, Bridge (CR10) |
| | 800-0052 | 4 | Cap (3/8-16 x 1-1/2") | 38 | 305-0718 | 1 | Stud - 13.125" Long |
| | 800-0575 | 4 | Begin Spec E | 39 | 520-0961-02 | 1 | Extended Shaft |
| | 815-0908 | 4 | Begin Spec G | 40 | 526-0032 | 1 | Washer, Flat (7/16") |
| | | | Begin Spec N (3/8-16 x 1-1/2) | 41 | 850-0055 | 1 | Washer, Lock (7/16") |
| 17 | | | Washer | 42 | 870-0203 | 1 | Nut, Hex (7/16-20) |
| | 526-0251 | 4 | Flat (3/8" Screw) Spec D | 43 | 331-0536 | 1 | Connector, Conduit |
| | 850-0050 | 4 | Lock (3/8") (Spec E-M Only) | | | | |
| 18 | 862-0003 | 4 | Nut, Hex (3/8-16) (Spec D-M Only) | | | | |
| 19 | 815-0646 | 3 | Screw, Hex Washer Head Cap (1/4-20 x 3/4") | | | | |
| 20 | 212-1276-03 | 2 | *Spring, Generator Brush | | | | |

* - Parts Included in 212-1285 Generator Brush Block.

+ - When ordering Fan and Gear 205-0165, Also Replace Tolerance Ring 518-0460.



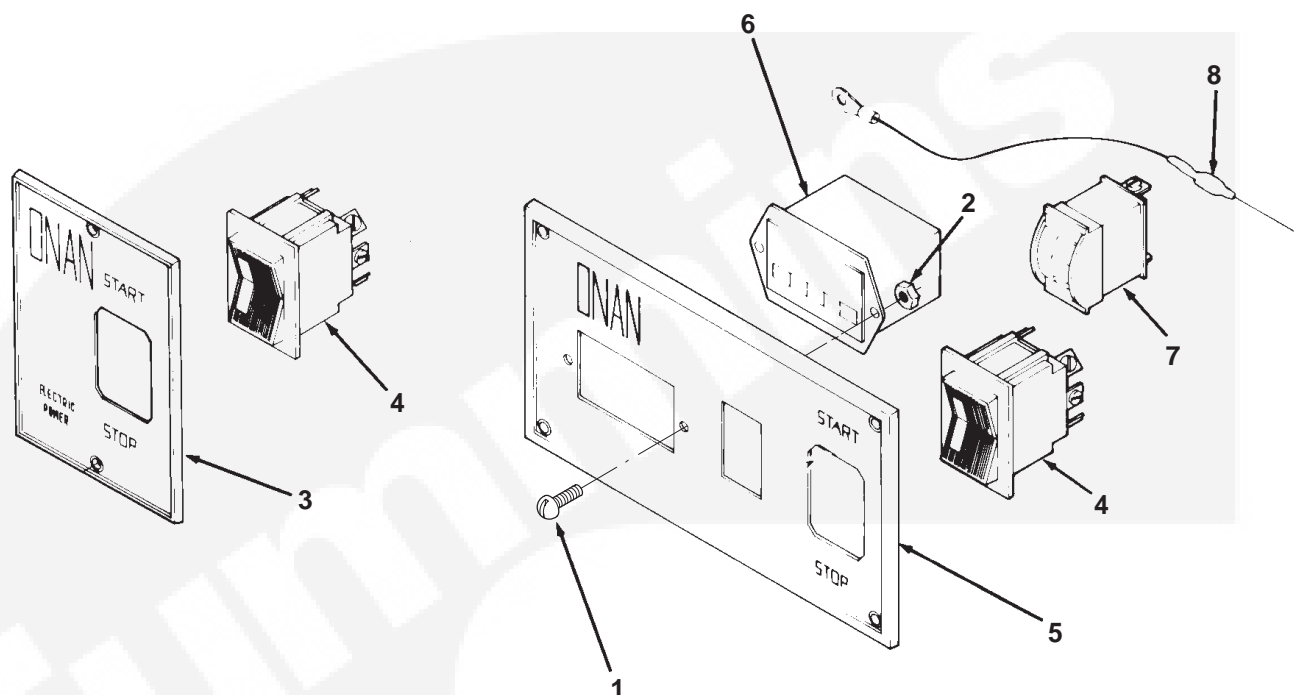
Control



Control

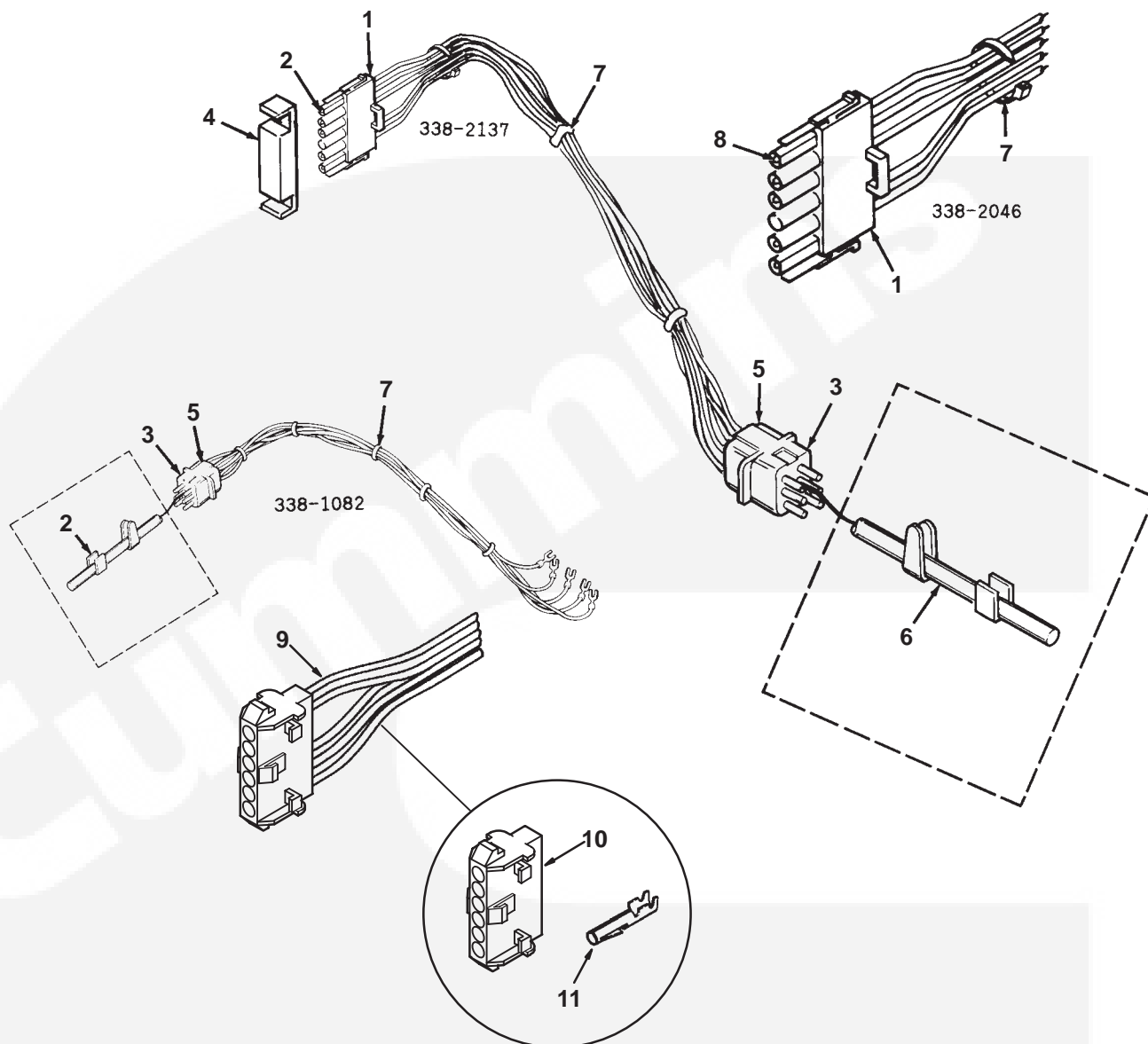
| REF NO. | PART NO. | QTY USED | PART DESCRIPTION | REF NO. | PART NO. | QTY USED | PART DESCRIPTION |
|---------|-------------|----------|-----------------------------|---------|-------------|----------|-------------------------------|
| 1 | | | Cover, Control | 14 | 821-0003 | 1 | Screw, Hex Head (#10-32 x 1") |
| | | | 60 Hz | 15 | 870-0131 | 1 | Nut, Hex (W/ET) (#10-32) |
| | 301-9730 | 1 | Spec D-G – Also | | | | (Metric) |
| | | | Volt Code FA, Spec H,J | 16 | 232-3265-02 | 1 | Clamp, Conduit Obsolete |
| | 319-1238 | 1 | Begin Spec H | 17 | | | Harness, Voltage Regulator |
| | 319-1238-04 | 1 | Begin Spec N | | | | (Includes 12 Pin Housing) |
| | | | 50 Hz | | 338-2076 | 1 | 60 Hz |
| | 301-9875 | 1 | Spec D-G | | 338-2083 | 1 | 50 Hz |
| | 319-1237 | 1 | Begin Spec H | | 338-2083-01 | 1 | 120/240 Volt – 50 Hz, |
| | 319-1238 | 1 | Used On 6.5 NHE FA 11579 N | | | | Single Phase |
| | | | (Has (2) 30 Amp Circuit | 18 | 323-1314 | 1 | Connector (12 Pin) |
| | | | Breakers) | 19 | | | Socket, Contact |
| 2 | | | Board, PC | | 323-1200 | 6 | 60 Hz |
| | 300-3950 | 1 | Spec D-G | | 323-1200 | 4 | 50 Hz |
| | 300-5268-01 | 1 | Spec H-M | 20 | 323-1371 | 1 | Header (12 Pin) |
| | 300-5337-01 | 1 | Begin Spec N | 21 | 323-1199 | 12 | Pin, Contact |
| 3 | 332-2112 | 1 | Insulator, Start Solenoid | 22 | | | Screw |
| | | | Terminal (Optional) | | 812-0061 | 4 | Round Head (#6-32 x 3/8") |
| 4 | 308-0995 | 1 | Switch, Rocker | | 815-0662 | 4 | Hex Head, Slotted W/IT |
| 5 | 321-0298 | 3 | Fuse, Slow Blow 5 Amp | | | | (#6-32 x 1/2") |
| 6 | 321-0295 | 1 | Holder, Fuse (Holds Spare | 23 | | | Block, Terminal |
| | | | Fuses) | | 332-2859-02 | 1 | 60 Hz |
| 7 | | | Harness, Wiring (Includes | | 332-2859-01 | 1 | 50 Hz |
| | | | Housing) (See Separate Page | 24 | | | Harness, AC Outlet |
| | | | for Components) | | 338-2058 | 1 | Gasoline, LP Liquid – Volt |
| | 338-2041 | 1 | 8 Pin | | | | Code FA,FN,FP |
| | 338-2040 | 1 | 8 Pin | | 338-2058-01 | 1 | LP Liquid – Volt Code FA |
| | 338-2636 | 1 | Begin Spec H – Volt Code | | | | 60 Hz – Begin Spec H |
| | | | FA,FN – Gasoline & LP | | | | Single Phase |
| | | | Liquid – 12 Pin | 25 | 815-0692-02 | 1 | Screw, Pan Head (1/4-20 x 1") |
| | 338-2636-01 | 1 | 8 Lead – Gasoline (Begin | 26 | 517-0133 | 1 | Plug, Hole – 50 Hz |
| | | | Spec H – Volt Code FA,FN – | 27 | 303-0276 | 1 | Potentiometer – 50 Hz |
| | | | 12 Pin | 28 | 332-3075 | 1 | Insulator, PC Board – .005" |
| | 338-2636-02 | 1 | 8 Lead – Lp Liquid – Begin | | | | Thick – Begin Spec H |
| | | | Spec H – Volt Code FA,FN | 29 | 332-0941 | 2 | Tie, Cable |
| | 338-3479 | 1 | Begin Spec N & Up | 30 | | | Lead, Circuit Breaker |
| 8 | 815-0661 | 11 | Screw, Pan Head Thread | | 226-3504 | 2 | 60 Hz |
| | | | Cutting (10-32 x 1/2") | | 226-3504 | 1 | 50 Hz |
| 9 | 332-1815 | 2 | Tab, Terminal | | 226-3504-01 | 1 | 50 Hz |
| 10 | 815-0550 | 4 | Screw, Pan Head Cross- | 31 | 323-1312 | 1 | Connector, 8 Pin |
| | | | Recessed (#6-32 x .38") | 32 | 308-0949 | 1 | Cover, Switch (Rocker) |
| 11 | 307-2570 | 1 | Solenoid, Start (Includes | 33 | 323-1302 | 8 | Pin, Contact – Gasoline Units |
| | | | Nuts and Washers) | 34 | 321-0287 | 1 | Insulator, Fuse |
| 12 | | | Regulator, Voltage | 35 | 870-0183 | 1 | Nut, ET Hex (#6) (50 Hz) |
| | 305-0809-01 | 1 | 60 Hz | 36 | 815-0385 | 1 | Screw, Round Head Machine |
| | 305-0809-03 | 1 | 50 Hz | | | | (6-32 x 1/2") (50 Hz) |
| 13 | | | Breaker, Circuit | 37 | 815-0691-01 | 1 | Screw, Pan Head (Special) |
| | 320-1323 | 1 | 30 Ampere (60 Hz) | 38 | 321-0323-02 | 1 | Bracket, Fuse Holder |
| | 320-1323 | 2 | Used On 6.5 NHE FA 11579 N | | | | (Begin Spec K) |
| | | | (Sales Code K285) | | | | |
| | 320-1683 | 1 | 20 Ampere (60 Hz) | | | | |
| | 320-1683 | 2 | Volt Code FA (Begin Spec H) | | | | |
| | 320-1548-03 | 1 | 25 Ampere (50 Hz) | | | | |

Remote Start Control



| REF NO. | PART NO. | QTY USED | PART DESCRIPTION | REF NO. | PART NO. | QTY USED | PART DESCRIPTION |
|---------|----------|----------|---|--|----------|----------|---------------------------|
| | 300-2313 | 1 | Kit, Standard Remote Control Starting (Includes Parts Marked *) | 4 | 308-0341 | 1 | *+Switch, Rocker |
| | | | | 5 | 301-3606 | 1 | +Panel, Control |
| | 300-2314 | 1 | Kit, Deluxe Remote Control Starting (Includes Parts Marked +) | 6 | 302-0885 | 1 | +Meter, Time Totalizing |
| | | | | 7 | 302-0888 | 1 | +Meter, Battery Condition |
| | | | | 8 | 359-0034 | 1 | +Diode |
| 1 | 815-0385 | 2 | +Screw, Round Head Machine (#6-32 x 1/2") | * - Parts Included In 300-2313 Control. | | | |
| 2 | 860-0006 | 2 | +Nut, Hex Head (#6-32) | + - Parts Included In 300-2314 Deluxe Control. | | | |
| 3 | 301-3566 | 1 | *Panel, Control | | | | |

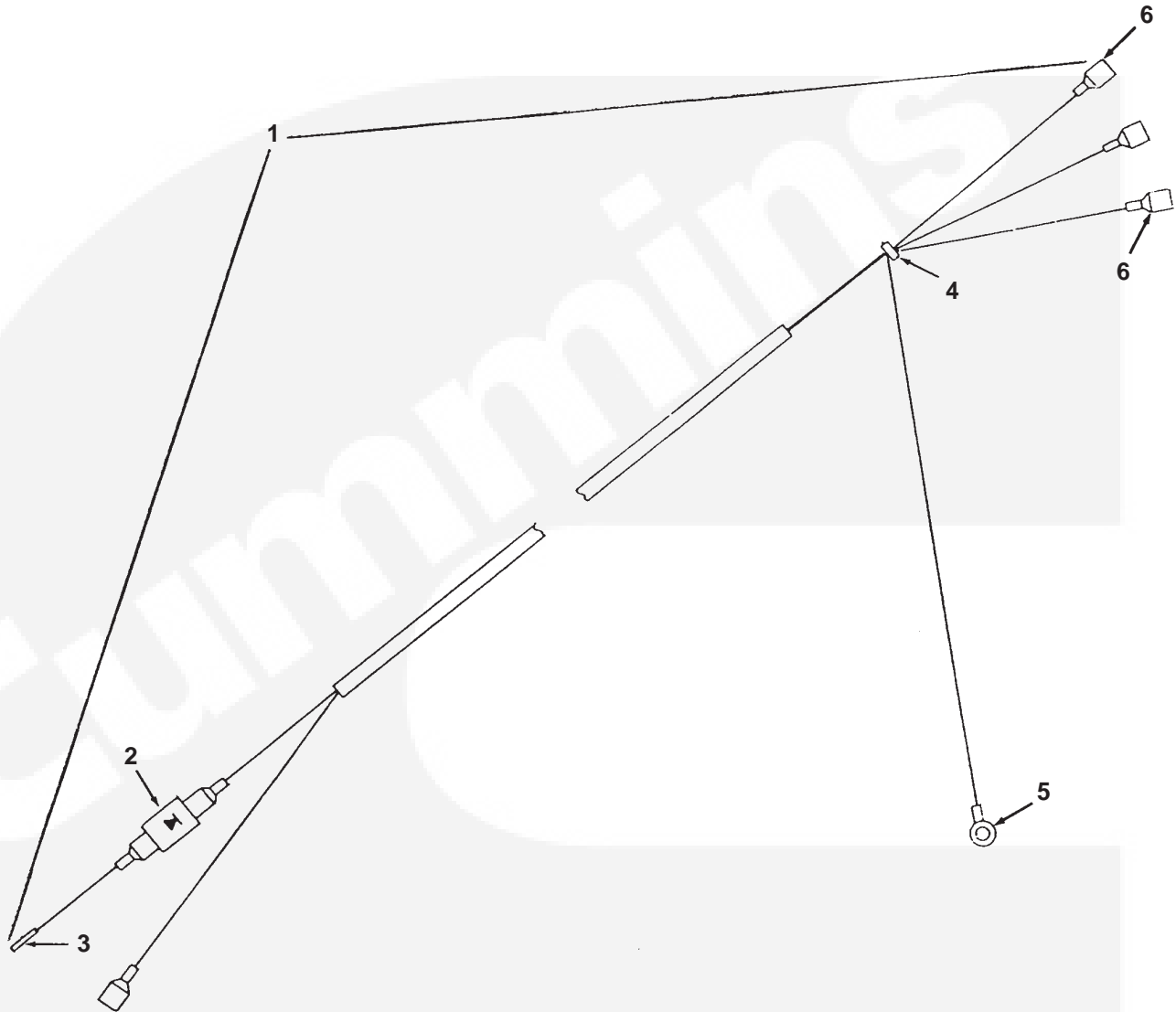
Remote Wiring Harness



| REF NO. | PART NO. | QTY USED | PART DESCRIPTION | REF NO. | PART NO. | QTY USED | PART DESCRIPTION |
|---------|----------|----------|--|---------|----------|----------|---|
| | 338-1082 | 1 | Harness, Remote Wiring 6" Without Socket (Includes 5 Connector Pins) | 6 | 323-0488 | 1 | Socket, Connector – Female |
| | 338-1080 | 1 | 10' | 7 | 332-0942 | 1 | Tie, Cable |
| | 338-1081 | 1 | 30' | 8 | 323-1199 | 5 | Pin, Contact |
| | 338-2137 | 1 | 6" With Socket | 9 | 338-3572 | 1 | Harness, Adapter (Includes Parts Marked *) (Use With Gasoline and LP Kits 300-4936, 300-4937, & 300-2938) |
| | 338-2046 | 1 | Without Socket (Includes 5 Contact Pins) | 10 | 323-1342 | 1 | *Housing, Terminal |
| 1 | 323-1304 | 1 | Housing, Connector | 11 | 323-1200 | 5 | *Socket, Contact |
| 2 | 323-0500 | 6 | Pin, Connector – Male | | | | |
| | 323-0500 | 5 | Use With 6 Pin Harness | | | | |
| 3 | 323-0440 | 1 | Use With 5 Pin Harness | | | | |
| 4 | 323-1303 | 1 | Housing, Socket Pin | | | | |
| 5 | 323-0400 | 1 | Connector, 6 Pin | | | | |
| | | | Housing, Connector Pin | | | | |

* – Parts Included in Adapter Harness.

Ignition Relay Wiring Harness

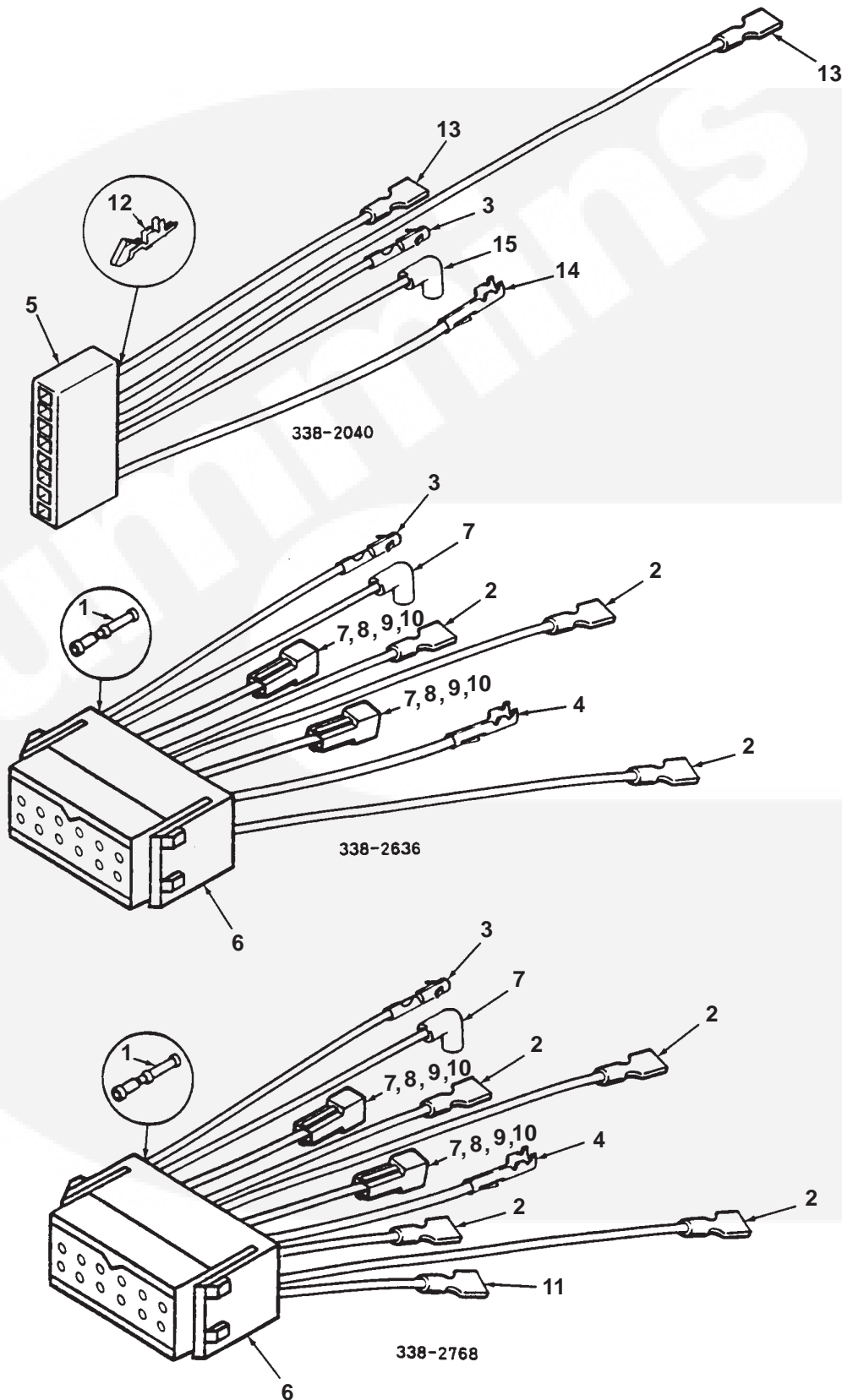


| REF NO. | PART NO. | QTY USED | PART DESCRIPTION |
|---------|----------|----------|--|
| 1 | 338-2317 | 1 | Harness, Ignition Relay Wiring
NHEL – Spec E (Includes
Parts Marked *) |
| | 338-2644 | 1 | LP Liquid – Begin Spec H
(Includes Parts Marked +) |
| 2 | 357-0030 | 1 | *+Rectifier, Silicon |
| 3 | 323-1440 | 1 | *Brass, Gold Plated |
| | 323-1486 | 1 | +13 Ampere |
| 4 | 332-0942 | 1 | *+Tie, Cable |

| REF NO. | PART NO. | QTY USED | PART DESCRIPTION |
|---------|----------|----------|-------------------------------|
| 5 | 332-0147 | 1 | Terminal, Ring
* #10 – Red |
| | 332-0806 | 1 | + #8 – Blue |
| 6 | 332-1992 | 2 | * Red |
| | 332-1993 | 2 | + Blue |

* – Parts Included in 338-2317 Wiring Harness.
+ – Parts Included in 338-2644 Wiring Harness.

PCB Harness

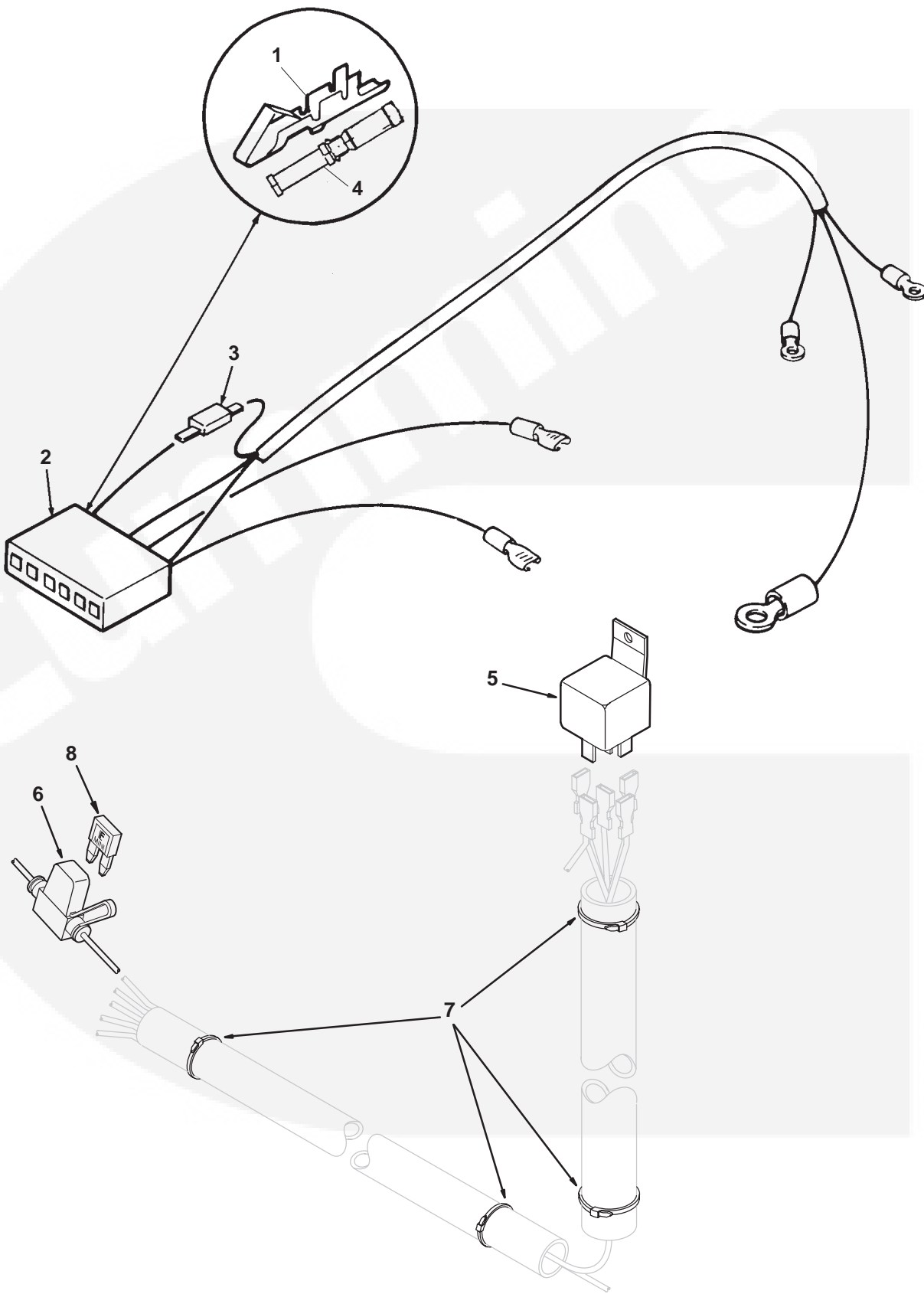


PCB Harness

| REF NO. | PART NO. | QTY USED | PART DESCRIPTION | REF NO. | PART NO. | QTY USED | PART DESCRIPTION |
|---------|-------------|----------|--|---------|-------------|----------|---|
| | | | Harness, Wiring | 3 | 323-1200 | 1 | Socket, Contact |
| | 338-2040 | 1 | Spec A-G Volt Code FA, FN, FP – 8 Pin Housing 5 Wire | 4 | 332-0529 | 1 | Terminal, Receptacle |
| | | | Spec H | 5 | 323-1312 | 1 | Housing, Connector – 8 Pin |
| | 338-2636-01 | 1 | Volt Code FA, FN Gasoline | 6 | 323-1487-03 | 1 | Housing, Connector – 12 Pin |
| | | | 5.0NHE, 6.5NHE | 7 | 332-2572 | 1 | Terminal, Receptacle |
| | 338-2636-02 | 1 | Volt Code FA, FN | 8 | 332-2938 | 1 | Terminal – Gasoline |
| | | | LP Liquid-NHE | 9 | 332-2301 | 1 | Terminal – LP Liquid |
| | 338-2636 | 1 | Volt Code FA, FN Single Phase | 10 | 323-1298 | 2 | Connector |
| | | | Spec J | 11 | 332-2431 | 1 | Terminal |
| | 338-2768-02 | 1 | Volt Code FA, FN LP Liquid | 12 | 323-1440 | 5 | Pin, Contact – Volt Code FA, FN, FP |
| | | | 12 Pin Housing | 13 | 332-1992 | 2 | Terminal, Receptacle (Spec G) Volt Code FA, FN, FP |
| | 338-2768-01 | 1 | Volt Code FA, FN Gasoline | 14 | 332-1477 | 1 | Terminal, Solderless (Spec G) Volt Code FA, FN, FP Obsolete |
| | | | 12 Pin Housing | 15 | 332-2571 | 1 | Terminal, 90° Receptacle (Spec G) Volt Code FA, FN, FP |
| | 338-2895 | 1 | Begin Spec K | | | | |
| 1 | 323-1486 | 12 | Socket, Contact | | | | |
| 2 | 332-1993 | 3 | Terminal, Receptacle | | | | |



Engine Harness

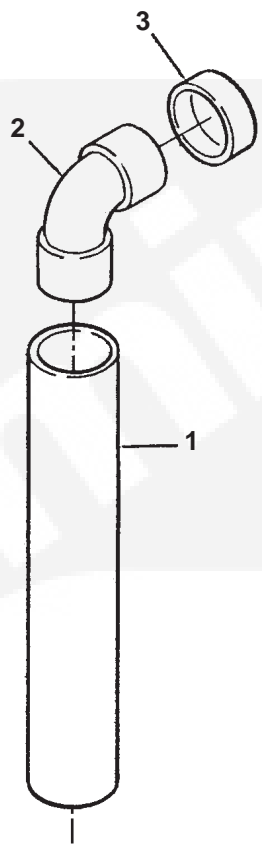


Engine Harness

| REF NO. | PART NO. | QTY USED | PART DESCRIPTION | REF NO. | PART NO. | QTY USED | PART DESCRIPTION |
|----------|----------|----------|--|---------|-------------|----------|------------------------|
| | | | Harness, PCB #3 Wiring | 2 | | | Housing |
| | | | Spec A-G | | 323-1329 | 1 | 6 Pin |
| | | | Gasoline | | 323-1312 | 1 | 8 Pin |
| 338-2041 | 1 | | 6" | | 323-1487-03 | 1 | 12 Pin |
| 338-2086 | 1 | | LP | 3 | 357-0030 | 1 | Rectifier – NHEL (CR5) |
| | | | Spec H | 4 | 323-1486 | 1 | Socket, Contact |
| 338-2634 | 1 | | Gasoline | 5 | 307-1886 | 1 | *Relay (K4) |
| 338-2635 | 1 | | LP | 6 | 321-0322 | 12 | *Holder, Fuse |
| 338-3054 | 1 | | Begin Spec K, Gasoline | 7 | 332-0942 | 1 | *Tie, Cable |
| | | | (Includes Parts Marked *) | 8 | 321-0321-06 | 1 | *Fuse (10A) (F2) |
| 1 | | | Pin, Contact | | | | |
| | 323-1302 | 6 | Use With 6 Pin Housing – Gasoline Units | | | | |
| | 323-1302 | 8 | Use With 8 Pin Housing – Gasoline Units | | | | |
| | 323-1440 | 8 | Use With 8 Pin Housing – LP Liquid/Vapor | | | | |



**Breather Tube Bypass
(Cold Weather Use Only)**



| REF NO. | PART NO. | QTY USED | PART DESCRIPTION |
|---------|----------|----------|------------------|
| 1 | 503-1551 | 1 | Tube, Breather |
| 2 | 502-1026 | 1 | Elbow, 90° |
| 3 | 517-0260 | 1 | Plug, Cap |



Labels, Paint, Gasket Kits, and Carburetor Kits

| REF NO. | PART NO. | QTY USED | PART DESCRIPTION | REF NO. | PART NO. | QTY USED | PART DESCRIPTION |
|---------|------------|----------|--|---------|-------------|----------|--|
| | 98-5335 | 1 | Label, Preheat (Gasoline) | | 146-0617 | 1 | Kit, Auto-Choke Carburetor Conversion (Spec D-J) (Includes Parts Marked #) |
| | 98-5634 | 1 | Decal (Emerald III) – 60 Hz | | 98-6566 | 1 | #Label, Fuse |
| | 98-5806-01 | 1 | Decal (Emerald III) – 50 Hz | | 98-6587-04 | 1 | #Label, Kit Number |
| | 98-5755 | 1 | Label, Warning (Hazardous Voltage) | | 98-6618-01 | 1 | #Label, Oil Fill |
| | 98-5777-01 | 1 | Label, Warning (Improper Operation) | | 123-1961 | 1 | #Cap, Oil Fill |
| | 98-5958 | 1 | Label, LP Kit | | 140-2308 | 1 | #Gasket, Airhorn SubAssembly |
| | 98-5142-01 | 1 | Label, Warning (Fire Hazard) | | 140-2725 | 1 | #Adapter Assembly |
| | 98-5815 | 1 | Service Instructions | | 141-0950 | 1 | #Gasket, Carburetor |
| | 98-7551 | 1 | Label, Warning (Operation, Maintenance and Service) (2.38" Size) | | 145-0667 | 1 | #Rod, Air Inlet |
| | 98-6285-07 | 1 | Silkscreen, Model Ident 60 Hz – 6500 – Gasoline Obsolete | | 146-0665 | 1 | #Carburetor, Auto Choke |
| | 98-6285-06 | 1 | Silkscreen – Model Ident 60 Hz – 6300 – LP Obsolete | | 150-2421 | 1 | #Spring, Compression |
| | 98-7502-02 | 1 | Silkscreen, Model Ident (Shows 6500 Genset and Used With 6.5 NHE With (2) 30 Amp CB) | | 150-2470 | 2 | #Washer, Friction |
| | 98-7552 | 1 | Label, Warning (Fire Prevention) | | 167-0272 | 2 | #Plug, Spark |
| | 98-6041 | 1 | Label, Warning (Voltage-Gas) | | 226-4599 | 1 | #Lead Assembly, Engine |
| | 98-6388-02 | 1 | Label, Phone Info. | | 304-0797 | 1 | #Resistor |
| | 98-6552 | 1 | Silkscreen, Model Ident 6300 LP Obsolete | | 305-0718 | 1 | #Rectifier, Bridge |
| | 98-6547 | 1 | Label, CSA | | 321-0323-02 | 1 | #Bracket, Fuse Holder |
| | 525-0305 | 1 | Paint, Enamel Touch-Up Green (Non-Metallic) 13 oz. Pressurized Can | | 338-2895 | 1 | #Harness, PCB |
| | 518-0602 | 1 | Loctite, Bottle (250cc) | | 338-3010 | 1 | #Harness, Battery Charging |
| | 525-0394 | 1 | Paint, Enamel (Touch-Up) Flat Black, Pressurized Can (16 oz.) | | 338-3054 | 1 | #Harness, Engine |
| | | | | | 502-0028 | 1 | #Plug, Hex Head Pipe |
| | | | | | 509-0096 | 1 | #Seal, O-Ring |
| | | | | | 509-0313 | 1 | #O-Ring |
| | | | | | 518-0606 | 1 | #Clip, Linkage |
| | | | | | 815-0181 | 1 | #Screw, Hex Head Thread Cutting With ET |
| | | | | | 815-0590 | 3 | #Screw, Special |
| | | | | | 815-0788 | 1 | #Screw, Pan Head Torx |
| | | | | | 862-0015 | 1 | #Nut, Hex |

Parts Included in Auto-Choke Carburetor Kit.



Numerical Index

| <u>Part No.</u> | <u>Page</u> | <u>Part No.</u> | <u>Page</u> | <u>Part No.</u> | <u>Page</u> | <u>Part No.</u> | <u>Page</u> |
|-------------------------|-------------|------------------------|-------------|-----------------------------|-------------|---|-------------|
| 098-5142-01, 59 | | 102-1387, 16 | | 112-0069, 10 | | 122-0800, 14 | |
| 098-5335, 59 | | 102-1493, 16 | | 112-0265, 10 | | 122-0814, 14 | |
| 098-5634, 59 | | 103-0772, 13 | | 112-0265-01, 10 | | 123-1174, 8 | |
| 098-5755, 59 | | 103-0810, 13 | | 112-0265-02, 10 | | 123-1175, 8 | |
| 098-5777-01, 59 | | 104-0032, 11 | | 112-0265-03, 10 | | 123-1615, 18, 22, 24 | |
| 098-5806-01, 59 | | 104-0043, 11 | | 112-0265-05, 10 | | 123-1616, 16 | |
| 098-5815, 59 | | 104-0091, 8 | | 112-0267, 10 | | 123-1653, 8 | |
| 098-5958, 25, 59 | | 104-0170, 11 | | 112-0268, 10 | | 123-1654, 8 | |
| 098-6041, 59 | | 104-0575, 8 | | 113-0296, 10 | | 123-1871, 8 | |
| 098-6285-06, 59 | | 104-0776, 8 | | 113-0296-05, 10 | | 123-1961, 16, 59 | |
| 098-6285-07, 59 | | 104-1584, 11 | | 113-0296-10, 10 | | 134-4342-01, 11 | |
| 098-6388-02, 59 | | 104-1736, 11 | | 113-0296-20, 10 | | 134-4381-70, 40 | |
| 098-6402-01, 42 | | 105-0541, 12 | | 113-0296-30, 10 | | 134-4382-70, 40 | |
| 098-6455, 25, 26 | | 105-0638, 12 | | 113-0311, 10 | | 134-4384, 40 | |
| 098-6547, 59 | | 105-0700, 12 | | 113-0311-01, 10 | | 134-4386-50, 40 | |
| 098-6552, 59 | | 110-0539, 8 | | 113-0311-02, 10 | | 134-4503-71, 40 | |
| 098-6566, 59 | | 110-0639, 8 | | 113-0311-03, 10 | | 134-4503-72, 40 | |
| 098-6587-04, 59 | | 110-0893, 8 | | 113-0311-05, 10 | | 140-1889, 24 | |
| 098-6618-01, 59 | | 110-0904, 8 | | 114-0022, 13 | | 140-1894, 18, 22, 24 | |
| 098-7315-09, 26 | | 110-1624-01, 8 | | 114-0023, 24, 25, 26 | | 140-1919-50, 18 | |
| 098-7502-02, 59 | | 110-1716, 8 | | 114-0036, 10 | | 140-2021-50, 18 | |
| 098-7551, 59 | | 110-1716-02, 8 | | 114-0188, 10 | | 140-2021-70, 18 | |
| 098-7552, 59 | | 110-1716-05, 8 | | 114-0188-02, 10 | | 140-2308, 18, 22, 24, 25, 26, 59 | |
| 101-0405, 10 | | 110-1716-10, 8 | | 114-0188-10, 10 | | 140-2378-50, 18 | |
| 101-0439-01, 8 | | 110-1716-25, 8 | | 114-0188-20, 10 | | 140-2378-70, 18 | |
| 101-0804, 8 | | 110-1718, 8 | | 114-0188-30, 10 | | 140-2379, 18, 22, 24 | |
| 101-0804-02, 8 | | 110-1719, 8 | | 114-0203, 10 | | 140-2725, 59 | |
| 101-0804-10, 8 | | 110-1761, 8 | | 115-0006, 8 | | 140-2782, 18, 22 | |
| 101-0804-20, 8 | | 110-2987, 8 | | 115-0006-02, 8 | | 140-2882, 18 | |
| 101-0804-30, 8 | | 110-3136, 8 | | 115-0006-05, 8 | | 140-2883-01, 18, 22, 24 | |
| 101-0805, 10 | | 110-3167, 8 | | 120-0140, 8, 18 | | 140-2962, 18, 22, 24 | |
| 101-0805-02, 10 | | 110-3168, 8 | | 120-0161, 10 | | 140-3093, 18, 22, 24 | |
| 101-0805-10, 10 | | 110-3421-22, 10 | | 120-0398, 8 | | 141-0077, 31 | |
| 101-0805-20, 10 | | 110-3462, 8 | | 120-0491, 10 | | 141-0281, 22, 24 | |
| 101-0805-30, 10 | | 110-3549, 8 | | 120-0680, 10 | | 141-0700, 31 | |
| 101-0809, 8 | | 110-3575, 8 | | 122-0345, 35 | | 141-0701, 31 | |
| 102-0743, 16 | | 110-3604, 8 | | 122-0352-50, 14 | | 141-0708, 31 | |
| 102-0938, 16 | | 110-3655, 8 | | 122-0771, 14 | | | |

Numerical Index

| <u>Part No.</u> | <u>Page</u> | <u>Part No.</u> | <u>Page</u> | <u>Part No.</u> | <u>Page</u> | <u>Part No.</u> | <u>Page</u> |
|---------------------------------|-------------|-----------------------------|-------------|-----------------------------|-------------|-----------------------------|-------------|
| 141-0710, 13 | | 148-0890, 22 | | 150-2294, 38 | | 155-1258, 44 | |
| 141-0711, 31 | | 148-0893, 22 | | 150-2296-01, 38 | | 155-1485, 44 | |
| 141-0736, 31 | | 148-0897, 22 | | 150-2298-01, 38 | | 155-2025-02, 44 | |
| 141-0906, 31 | | 148-0898, 22 | | 150-2421, 38, 59 | | 155-2049-02, 44, 46 | |
| 141-0919, 31 | | 148-0899, 22 | | 150-2428, 38 | | 155-2084, 44 | |
| 141-0924, 31 | | 148-0900, 22 | | 150-2429, 38 | | 155-2084-02, 44 | |
| 141-0933, 22, 24, 31 | | 148-0903-02, 22 | | 150-2469, 38 | | 155-2085, 46 | |
| 141-0934, 31 | | 148-0912, 25, 42 | | 150-2470, 59 | | 155-2086, 46 | |
| 141-0935, 31 | | 148-0913, 25 | | 150-2589, 38 | | 155-2164, 46 | |
| 141-0936, 31 | | 148-1020, 22, 24, 26 | | 153-0554, 18 | | 155-2174, 44, 46 | |
| 141-0937, 31 | | 148-1057-02, 26 | | 153-0555, 18 | | 155-2449, 44 | |
| 141-0938, 31 | | 148-1082, 22 | | 153-0556, 18 | | 155-2492-02, 44 | |
| 141-0939, 31 | | 148-1107, 26 | | 153-0557, 18, 22 | | 155-2545-51, 40 | |
| 141-0940, 31 | | 148-1108-02, 26 | | 153-0558, 18 | | 155-2580, 40 | |
| 141-0950, 18, 59 | | 149-1353, 18 | | 153-0561, 18 | | 160-1151, 34 | |
| 141-0958, 18, 22, 24, 26 | | 149-2038-01, 22 | | 153-0576, 18 | | 160-1183, 34 | |
| 141-0978, 31 | | 149-2097, 18 | | 153-0577, 18 | | 160-1314, 34 | |
| 145-0561, 18 | | 149-2140, 18 | | 153-0578, 18 | | 160-1316, 34 | |
| 145-0667, 18, 59 | | 149-2226, 18 | | 153-0579, 18 | | 160-1317, 34 | |
| 145-0707, 18 | | 149-2269, 18 | | 154-2219, 20, 22, 24 | | 160-1325, 33, 34 | |
| 146-0451, 27, 30 | | 149-2279, 18 | | 154-2495, 20 | | 160-1345-01, 32 | |
| 146-0452, 27, 30 | | 149-2294, 18 | | 154-2524, 20, 22, 24 | | 160-1368, 32, 34 | |
| 146-0453, 27, 30 | | 149-2320, 18 | | 154-2537, 44 | | 160-1376, 33 | |
| 146-0454, 30 | | 149-2331-02, 18 | | 154-2538, 44 | | 166-0747, 33 | |
| 146-0456, 18, 27 | | 149-2333, 18 | | 154-2539, 46 | | 166-0761, 32 | |
| 146-0457, 27 | | 149-2335, 18 | | 154-2540, 44 | | 166-0770, 32 | |
| 146-0463, 27 | | 150-0075, 12 | | 154-2541, 44, 46 | | 166-0771, 32, 33 | |
| 146-0578, 18 | | 150-0078, 12 | | 154-2542, 44, 46 | | 166-0772, 33 | |
| 146-0588, 30 | | 150-0096, 38 | | 154-2638-01, 44, 46 | | 166-0785, 32 | |
| 146-0589, 30 | | 150-0939, 38 | | 154-2662, 44 | | 166-0789-01, 32 | |
| 146-0590, 30 | | 150-1187, 13 | | 154-2663, 44 | | 166-0794, 32 | |
| 146-0593, 30 | | 150-1519, 12 | | 154-2683, 44 | | 166-0802, 32 | |
| 146-0617, 18, 27, 59 | | 150-1520, 12 | | 154-2747, 44, 46 | | 166-0820, 32 | |
| 146-0665, 18, 30, 59 | | 150-1612, 38 | | 154-3026, 20 | | 166-0821, 32 | |
| 146-0729, 24, 26, 31 | | 150-1958-02, 38 | | 154-3027, 20, 22 | | 166-0821-01, 32 | |
| 146-0748, 22, 31 | | 150-1998, 13 | | 155-1015, 44, 46 | | 166-0842, 32 | |
| 148-0311, 24, 25 | | 150-2002-04, 13 | | 155-1239, 44 | | 167-0272, 32, 33, 59 | |
| 148-0843, 24, 25, 26 | | 150-2079, 38 | | 155-1256, 46 | | 167-1602, 32, 33 | |

Numerical Index

| <u>Part No.</u> | <u>Page</u> | <u>Part No.</u> | <u>Page</u> | <u>Part No.</u> | <u>Page</u> | <u>Part No.</u> | <u>Page</u> |
|----------------------------|-------------|-----------------------------|-------------|---------------------------------|-------------|----------------------------|-------------|
| 167-1615-01, 32, 33 | | 302-0888, 51 | | 323-1298, 48, 55 | | 338-1081, 52 | |
| 168-0190, 10 | | 303-0276, 50 | | 323-1302, 50, 57 | | 338-1082, 52 | |
| 168-0193, 10 | | 304-0794, 48 | | 323-1303, 52 | | 338-2040, 50, 55 | |
| 191-2132, 37 | | 304-0796, 48 | | 323-1304, 52 | | 338-2041, 50, 57 | |
| 191-2158, 35, 37 | | 304-0797, 48, 59 | | 323-1312, 50, 55, 57 | | 338-2046, 52 | |
| 191-2186, 37 | | 304-0798, 48 | | 323-1314, 50 | | 338-2058, 50 | |
| 191-2187, 36, 37 | | 305-0718, 48, 59 | | 323-1329, 57 | | 338-2058-01, 50 | |
| 201-3388-S3, 48 | | 305-0809-01, 50 | | 323-1342, 52 | | 338-2076, 50 | |
| 204-0134, 48 | | 305-0809-03, 50 | | 323-1371, 50 | | 338-2083, 50 | |
| 205-0165-S0, 48 | | 307-1881, 24, 25 | | 323-1440, 53, 55, 57 | | 338-2083-01, 50 | |
| 212-1276-03, 48 | | 307-1886, 22, 57 | | 323-1486, 53, 55, 57 | | 338-2086, 57 | |
| 212-1284, 48 | | 307-2501, 22 | | 323-1487-03, 55, 57 | | 338-2137, 52 | |
| 212-1285-S0, 48 | | 307-2559-01, 22, 24 | | 331-0536, 48 | | 338-2285, 18 | |
| 212-1286-S0, 48 | | 307-2570, 50 | | 332-0147, 53 | | 338-2317, 22, 53 | |
| 214-0103, 48 | | 307-2922, 26 | | 332-0529, 55 | | 338-2634, 57 | |
| 220-4133, 48 | | 308-0341, 51 | | 332-0806, 53 | | 338-2635, 57 | |
| 220-4135-03, 48 | | 308-0949, 50 | | 332-0819, 48 | | 338-2636, 50, 55 | |
| 220-4135-S4, 48 | | 308-0995, 50 | | 332-0941, 48, 50 | | 338-2636-01, 50, 55 | |
| 220-4532-01, 48 | | 309-0322, 14 | | 332-0942, 35, 52, 53, 57 | | 338-2636-02, 50, 55 | |
| 226-3457, 35 | | 312-0246, 34 | | 332-1477, 55 | | 338-2644, 22, 53 | |
| 226-3492-01, 48 | | 312-0256, 33, 34, 48 | | 332-1815, 50 | | 338-2768-01, 55 | |
| 226-3504, 50 | | 319-1237, 50 | | 332-1992, 53, 55 | | 338-2768-02, 55 | |
| 226-3504-01, 50 | | 319-1238, 50 | | 332-1993, 53, 55 | | 338-2895, 55, 59 | |
| 226-4599, 59 | | 320-1323, 50 | | 332-2112, 50 | | 338-3010, 48, 59 | |
| 231-0359, 48 | | 320-1548-03, 50 | | 332-2301, 55 | | 338-3054, 57, 59 | |
| 231-0382-01, 48 | | 320-1683, 50 | | 332-2431, 55 | | 338-3479, 50 | |
| 232-2955-02, 48 | | 321-0287, 50 | | 332-2571, 55 | | 338-3572, 52 | |
| 232-3265-02, 18, 50 | | 321-0295, 50 | | 332-2572, 55 | | 357-0030, 53, 57 | |
| 300-2313, 51 | | 321-0298, 50 | | 332-2859-01, 50 | | 359-0034, 51 | |
| 300-2314, 51 | | 321-0321-06, 57 | | 332-2859-02, 50 | | 370-4027, 44 | |
| 300-3950, 50 | | 321-0322, 57 | | 332-2938, 55 | | 370-4052, 20 | |
| 300-5268-01, 50 | | 321-0323-02, 50, 59 | | 332-3075, 50 | | 402-0547, 16 | |
| 300-5337-01, 50 | | 323-0400, 52 | | 332-3198, 32 | | 402-0549, 16 | |
| 301-3566, 51 | | 323-0440, 52 | | 332-3359, 35 | | 402-0624, 16 | |
| 301-3606, 51 | | 323-0488, 52 | | 336-2378, 34 | | 403-1523-01, 40 | |
| 301-9730, 50 | | 323-0500, 52 | | 336-9679, 22 | | 403-2218-01, 16 | |
| 301-9875, 50 | | 323-1199, 50, 52 | | 337-2311, 16, 40 | | 403-2557-02, 16 | |
| 302-0885, 51 | | 323-1200, 50, 52, 55 | | 338-1080, 52 | | 403-2557-03, 42 | |

Numerical Index

| <u>Part No.</u> | <u>Page</u> | <u>Part No.</u> | <u>Page</u> | <u>Part No.</u> | <u>Page</u> | <u>Part No.</u> | <u>Page</u> |
|-------------------------------------|-------------|-----------------------------|-------------|--------------------------------|-------------|-------------------------------------|-------------|
| 405-3394-S0, 42 | | 503-0813, 18 | | 517-0133, 50 | | 526-0251, 16, 20, 22, 24, 48 | |
| 405-3397-S0, 42 | | 503-1048, 24, 25, 26 | | 517-0223, 18 | | 526-0324, 16 | |
| 405-3400-S0, 42 | | 503-1133, 18, 22, 24 | | 517-0260, 58 | | 526-0325, 16 | |
| 405-3401-02, 42 | | 503-1252, 18 | | 517-0283, 40 | | 526-0356, 11 | |
| 405-3406-02, 42 | | 503-1351, 18 | | 517-0320, 18 | | 526-0382, 42 | |
| 405-3597-02, 42 | | 503-1483, 22 | | 518-0006, 38 | | 526-0402, 8 | |
| 405-3604, 42 | | 503-1551, 58 | | 518-0014, 11 | | 526-1518, 42 | |
| 405-3607-02, 42 | | 503-1837, 20 | | 518-0294, 10 | | 740-1004, 10, 32, 44 | |
| 405-3608-02, 42 | | 504-0150, 16 | | 518-0350, 24, 25, 26 | | 740-1006, 44 | |
| 405-3781-01, 42 | | 505-0051, 24, 25 | | 518-0450, 18 | | 800-0002, 42 | |
| 406-0566, 42 | | 505-0057, 24, 25, 26 | | 518-0459, 18 | | 800-0004, 32, 46 | |
| 406-0567-02, 42 | | 505-0101, 26 | | 518-0460, 48 | | 800-0005, 42, 44 | |
| 406-0568-02, 42 | | 505-0120, 26 | | 518-0466, 18 | | 800-0007, 10, 44 | |
| 501-0497, 22 | | 505-0131, 26 | | 518-0515, 18, 48 | | 800-0011, 8 | |
| 501-0525, 22 | | 505-0266, 16 | | 518-0582, 38 | | 800-0013, 8 | |
| 502-0002, 18 | | 505-0332, 24, 25 | | 518-0602, 59 | | 800-0017, 18, 22, 24 | |
| 502-0003, 18 | | 505-1426, 22, 24 | | 518-0606, 38, 59 | | 800-0026, 42, 44 | |
| 502-0028, 18, 59 | | 508-0008, 42 | | 520-0876, 8 | | 800-0028, 14, 24, 25, 26 | |
| 502-0054, 22 | | 508-0071, 42 | | 520-0918, 8 | | 800-0036-01, 44 | |
| 502-0065, 18 | | 508-0272, 48 | | 520-0919, 8 | | 800-0048, 40, 42 | |
| 502-0238, 25, 26 | | 509-0008, 13 | | 520-0961-02, 48 | | 800-0051, 8 | |
| 502-0313, 18 | | 509-0040, 13 | | 525-0305, 59 | | 800-0052, 35, 48 | |
| 502-0395, 24, 25, 26 | | 509-0041, 8 | | 525-0394, 59 | | 800-0055-01, 20, 22, 24 | |
| 502-0838, 22 | | 509-0096, 16, 59 | | 526-0002, 18 | | 800-0058, 16 | |
| 502-0923-02, 22 | | 509-0196, 48 | | 526-0003, 22 | | 800-0512, 44, 46 | |
| 502-0927-01, 22 | | 509-0313, 59 | | 526-0008, 22 | | 800-0545, 13 | |
| 502-0929-01, 22 | | 510-0013, 13 | | 526-0014, 16 | | 800-0575, 48 | |
| 502-0931-02, 22 | | 510-0014, 13 | | 526-0017, 11 | | 800-0575-01, 8, 48 | |
| 502-0935, 22 | | 510-0015, 12 | | 526-0018, 8, 25, 26, 44 | | 800-0590, 8 | |
| 502-0949-01, 22 | | 510-0099, 48 | | 526-0021, 18, 22, 24 | | 800-0730, 44, 46 | |
| 502-0965-01, 22 | | 515-0001, 11, 12 | | 526-0032, 48 | | 801-0050, 8 | |
| 502-1026, 58 | | 515-0263, 11 | | 526-0063, 8 | | 801-1050, 8 | |
| 502-1105, 18 | | 516-0072, 10 | | 526-0065, 13, 14 | | 802-0034, 34 | |
| 502-1108, 18 | | 516-0130, 13 | | 526-0066, 8 | | 802-0055-01, 44, 46 | |
| 502-1164, 20 | | 516-0141, 10 | | 526-0122, 42 | | 802-1038, 48 | |
| 503-0170, 20 | | 517-0048-01, 8 | | 526-0130, 42, 46 | | 803-0071, 8 | |
| 503-0183, 18, 22, 24, 25, 26 | | 517-0067, 10 | | 526-0174, 42 | | 805-0010, 10 | |
| 503-0707, 24, 25, 26 | | 517-0103, 8 | | 526-0250, 8 | | | |

Numerical Index

| <u>Part No.</u> | <u>Page</u> | <u>Part No.</u> | <u>Page</u> | <u>Part No.</u> | <u>Page</u> | <u>Part No.</u> | <u>Page</u> |
|---------------------------------|-------------|-----------------------------|-------------|---|-------------|-------------------------------------|-------------|
| 812-0061, 50 | | 815-0647, 22 | | 821-0009, 25, 26 | | 856-0008, 16 | |
| 813-0117, 25 | | 815-0657, 16 | | 821-0010, 16, 40 | | 856-0010, 40 | |
| 815-0046, 13 | | 815-0660, 48 | | 821-0014, 16, 42 | | 860-0006, 51 | |
| 815-0176, 22 | | 815-0661, 18, 48, 50 | | 821-0016, 16 | | 862-0001, 24, 25, 26, 35, 44 | |
| 815-0181, 59 | | 815-0662, 50 | | 821-0029, 44, 46 | | 862-0003, 35, 48 | |
| 815-0194, 14 | | 815-0664, 18, 20, 22 | | 821-0031, 16 | | 862-0015, 18, 22, 24, 59 | |
| 815-0261, 22, 33, 40, 44 | | 815-0691-01, 48, 50 | | 821-0033, 42 | | 870-0131, 38, 50 | |
| 815-0290, 18, 32, 44 | | 815-0692-02, 18, 50 | | 850-0038, 34 | | 870-0183, 50 | |
| 815-0340, 48 | | 815-0712, 48 | | 850-0040, 22, 24, 25, 26, 35, 42, 46 | | 870-0203, 48 | |
| 815-0358, 34 | | 815-0759, 40 | | 850-0045, 46 | | 870-0221, 22 | |
| 815-0385, 50, 51 | | 815-0770, 32, 48 | | 850-0050, 35, 48 | | 870-0257, 8, 24, 25, 26, 42 | |
| 815-0550, 50 | | 815-0777-01, 18, 22 | | 850-0055, 48 | | 870-0328, 13, 32 | |
| 815-0587, 20, 22, 24 | | 815-0782, 18 | | 850-2005, 33 | | 870-0415, 40 | |
| 815-0590, 18, 22, 24, 59 | | 815-0788, 48, 59 | | 851-0031, 13 | | 870-0421, 18 | |
| 815-0591, 18, 22, 24 | | 815-0908, 48 | | 853-0013, 18, 25, 26, 48 | | 870-0437, 42 | |
| 815-0592, 18 | | 820-1077, 13 | | 854-0010, 25 | | | |
| 815-0610, 32 | | 821-0003, 50 | | | | | |
| 815-0646, 48 | | 821-0005, 22 | | | | | |





Onan

Cummins Power Generation
1400 73rd Avenue N.E.
Minneapolis, MN 55432
1-800-888-6626
763-574-5000 International Use
Fax: 763-528-7229



Cummins and Onan are registered trademarks of Cummins Inc.

**Power
Generation**

Redistribution or publication of this document
by any means, is strictly prohibited.