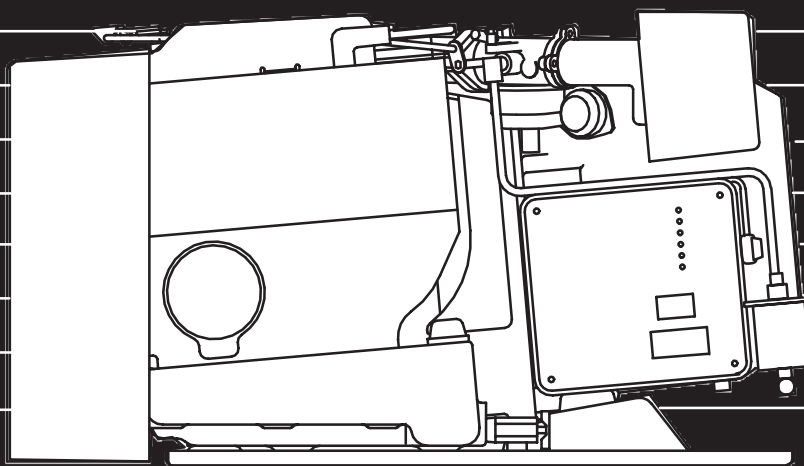


**Onan**

# *GenSet*

## **Parts Manual**

**NHD**



Printed in U.S.A.

940-0229  
8-98 (Spec A-M)  
Replaces 5-95 (Spec A-L)

## MODEL IDENTIFICATION

To avoid errors or delay in filling your parts order, always give the MODEL, SPEC NO. and SERIAL NO. from the Onan nameplate.

For handy reference, insert your nameplate information in the spaces below.

MODEL AND SPEC NO.

SERIAL NO.

DIGITAL CONTROL SOFTWARE VERSION  
AND DATE (IF APPLICABLE)

## SAFETY PRECAUTIONS

The following symbols are used in Onan manuals to alert users to the potentially dangerous conditions relating to maintenance of equipment and replacement of parts. Please read and observe.



*This symbol warns of immediate hazards which will result in severe personal injury or death.*



*This symbol refers to a hazard or unsafe practice which can result in severe personal injury or death.*



*This symbol refers to a hazard or unsafe practice which can result in severe personal injury or product or property damage.*

## PRODUCT SAFETY PRECAUTIONS



***Service and repair of Onan equipment must be performed by trained, experienced personnel only. Improper service or repair may result in property damage, severe personal injury or death. Do not use this catalog as a guide to servicing your equipment. Read and follow the IMPORTANT SAFETY INSTRUCTIONS in the Service Manual appropriate for the equipment you are working on.***



***Contact with USED ENGINE OILS has been identified by a United States federal agency and some USA state agencies as causing CANCER or REPRODUCTIVE TOXICITY. When checking or changing engine oils take all necessary precautions not to ingest, breathe the fumes or contact the used oil.***



***Contact with ASBESTOS has been identified by a United States federal agency and some USA state agencies as causing CANCER or REPRODUCTIVE TOXICITY. When handling engine gaskets take all necessary precautions not to ingest, breathe or contact the dust from the gaskets! Use adequate ventilation and wear protective gloves, masks and clothing!***



***Contact with BENZINE and LEAD, found in gasoline, fuel additives and solvents has been identified by a United States federal agency and some USA state agencies as causing CANCER or REPRODUCTIVE TOXICITY. When checking, draining or adding gasoline and fuel additives or using solvents take all necessary precautions not to ingest, breathe the fumes or contact the liquids. Use adequate ventilation and wear protective gloves, masks and protective clothing!***

## Introduction

This catalog applies to the Commercial NHD Vehicle Generator Sets as listed in the Generator Set Data Table. Parts are arranged in groups of related items and each illustrated part is identified by a reference number corresponding to the same reference number in the parts list. Unless otherwise mentioned in the description, parts are interchangeable between models. Parts illustrations are typical. Using the model and specification number from your generator set nameplate, select parts that apply to your set. Right and Left sides are determined by Facing the engine (front) of the set.

### Generator Set Data Table

<u>Model Number</u>	<u>Carburetion</u>
5.0NHD-FN/1	Gasoline
5.0NHD-FN/1932	LP Liquid
5.0NHD-FN/7512	LP Vapor
5.0NHD-FN/7512M	Gasoline
5.0NHD-FN/30502	Gasoline
5.0NHD-FN/40240	Gasoline
5.0NHD-FN/51912	Gasoline
5.0NHD-FT/1	Gasoline
5.0NHD-FT/63790	Gasoline
5.5NHD-FN/1	Gasoline
6.3NHD-FB/1932	LP Liquid
6.3NHD-FB/7512	LP Vapor
6.3NHD-FB/7512L	LP Vapor
6.3NHD-FB/30503	LP Liquid
6.3NHD-FB/30504	LP Vapor
6.5NHD-FB/1	Gasoline
6.5NHD-FB/30502	Gasoline
6.5NHD-FB/51912	Gasoline
6.5NHD-FC/1	Gasoline
6.5NHD-FD/1	Gasoline
6.5NHD-FD/30502	Gasoline

\* – The diagonal line (/) in the model and specification number separates generator set characteristics from the specification number and letter. The specification number denotes customer requested options or deviations from a standard (1A, 1B, etc.) model. The specification letter advances (A to B, B to C, etc.) with major manufacturing changes.



## Index

- Accessory Kits, **74, 75**
- Actuator, Governor, **16**
- Adapter, Air Cleaner (Gasoline), **19**
- Adapter, Air Cleaner (LP Liquid), **25**
- Adapter, Air Cleaner (LP Vapor), **23**
- Adapter, Exhaust (Above Floor), **47**
- Adapter, Exhaust (Below Floor), **51**
- Adapter, Generator, **57**
- Adapter, Harness, **71**
- Adapter, Oil Fill Tube Assembly, **38**
- Adapter, Oil Filter, **42**
- Adapter, Preheater, **19**
- Arm, Governor, **14**
- Assembly, Voltage Regulator, **66**
- Axle, Dolly, **55**
  
- Backplate, Scroll, **45**
- Baffle, Air, **55**
- Baffle, Preheater, **19**
- Ball, Governor, **12**
- Ball, Governor Bearing, **14**
- Base, Breaker Box, **29**
- Base, Oil, **41**
- Bearing, Camshaft, **9**
- Bearing, Connecting Rod Half, **11**
- Bearing, Front Crankshaft, **9**
- Bearing, Governor Needle, **14**
- Bearing, Rear Crankshaft, **9**
- Bi-Metal, Choke, **19**
- Block, Control Terminal, **63**
- Block, Cylinder, **9, 11**
- Block, Generator Brush, **59**
- Block, Generator Terminal, **59**
- Board, PC (Begin Spec J), **65**
- Board, PC (Spec A-H), **61**
- Bowl, Fuel, **27**
- Box Assy, Control (Begin Spec J), **65**
- Box, Breaker (Spec A, B), **28**
- Box, Carrying Frame Receptacle, **55**
- Brace, Frame, **55**
- Brace, Housing (Rear), **53**
- Brace, Housing (Side), **53**
- Bracket, Air Housing Lifting, **45**
- Bracket, Battery Regulator (Spec A-H), **31**
- Bracket, Diaphragm Mounting, **19**
- Bracket, Exhaust (Above Floor), **47**
- Bracket, Exhaust (Below Floor), **51**
- Bracket, Filter Mounting (LP Liquid), **25**
- Bracket, Fuel Line, **21**
- Bracket, Fuel Line (LP Liquid), **25**
- Bracket, Fuel Pump, **19**
- Bracket, Fuse Holder (Spec F), **65**
- Bracket, Fuse Holder (Spec F-H), **61**
- Bracket, Generator Support, **55**
- Bracket, Governor, **15**
- Bracket, Governor Adjust Cable, **15**
- Bracket, Housing (Below Floor), **53**
- Bracket, Housing Mounting (Gasoline), **19**
- Bracket, Housing Mounting (LP Liquid), **25**
- Bracket, Housing Mounting (LP Vapor), **23**
- Bracket, Ignition Coil (Begin Spec C), **30**
- Bracket, Ignition Control (Begin Spec C), **30**
- Bracket, Muffler, **47**
- Bracket, Potentiometer, **65**
- Bracket, Regulator (LP Vapor), **23**
- Bracket, Starter Relay, **65**
- Bracket, Support, **53**
  
- Bracket, Transformer, **65**
- Bracket, Transformer (Spec A-H), **61**
- Bracket, Voltage Regulator Mounting (Stator Mount), **66**
- Breaker, Circuit (20 Amp), **63**
- Breaker, Circuit (30 Amp), **63**
- Breaker, Circuit (Battery Charger), **31**
- Breaker, Circuit (Receptacle Panel), **55**
- Breaker, Control Circuit (Spec A-H), **61**
- Brush, Generator, **59**
- Bushing, Governor, **12**
- Bushing, Reducer, **25**
- Bypass, Breather Tube, **43**
  
- Cable, Battery, **55**
- Cable, Governor Adjust, **15**
- Cable, Spark Plug (Begin Spec C), **30**
- Cable, Spark Plug (Spec A, B), **28**
- Camshaft, **12**
- Cap, Air Inlet Rod Vinyl, **21**
- Cap, Drive, **35**
- Cap, End (Starter), **34**
- Cap, Fuel Tank, **55**
- Cap, Oil Fill, **41**
- Cap, Rain, **49**
- Cap, Starter End, **34**
- Cap, Starter Solenoid, **37**
- Cap, Valve, **9**
- Carburetor Kits, **74, 75**
- Carburetor, Gasoline, **19**
- Carburetor, LP Liquid, **25**
- Carburetor, LP Vapor, **23**
- Charger, Battery, **31**
- Clamp, Muffler, **47**
- Clip, Throttle Rod (Begin Spec M)), **16**
- Clutch and Spline, Starter, **34**
- Coil, Battery Ignition (Begin Spec C), **30**
- Coil, Ignition (Spec A, B), **28**
- Components, Breaker Box (Spec A, B), **29**
- Components, Carburetor (Gasoline), **26**
- Components, Carburetor (LP), **27**
- Components, Starter, **35, 36, 37**
- Condenser, Ignition (Spec A-F, H, J), **57**
- Condenser, Ignition (Spec G), **31**
- Connector, **30**
- Connector, Plug (6PL), **65**
- Connector, Receptacle (6 PL), **65**
- Connector, Receptacle (8 Pin), **65, 71**
- Control (Spec A-H), **61, 63**
- Control, Ignition, **30**
- Cover, Air Inlet, **19**
- Cover, Breaker Box, **29**
- Cover, Breather, **11**
- Cover, Brush Block, **59**
- Cover, Carrying Frame Receptacle Box, **55**
- Cover, Choke, **19**
- Cover, Choke Housing, **19**
- Cover, Circuit Breaker (Spec A-H), **61**
- Cover, Connector Hole, **65**
- Cover, Control Box, **65**
- Cover, Control Box (Spec A-H), **61**
- Cover, Switch, **61**
- Cover, Valve, **11**
- Cover, Voltage Regulator (Stator Mount), **66**
- Crankshaft, **13**
- Cup, Governor, **12**
- Cup, Oil Pump Intake, **41**

## Index

- Diode, Remote Control Panel, **72**
- Dolly, **55**
- Drain, Oil Filter, **42**
- Drive Assembly, **36**
- Drive Pinion Assembly, **36**
  
- Elbow, Breather Tube Bypass, **43**
- Elbow, Carburetor Reducing, **25**
- Elbow, Fuel Filter Mounting, **19**
- Elbow, Fuel Pump, **19**
- Elbow, Fuel Shutoff Valve, **25**
- Elbow, Regulator (LP Liquid), **25**
- Elbow, Regulator (LP Vapor), **23**
- Element, Air Cleaner, **19, 23, 25**
- Element, Choke, **19**
- Element, Fuel Filter, **25**
- Exhaust Assembly, **47**
- Exhaust System, **49**
- Exhaust System, Above Floor Models, **47**
- Exhaust System, Below Floor Models, **51**
  
- Fan, Generator, **57**
- Filter, Breather Tube, **11**
- Filter, Carburetor Fuel, **19**
- Filter, Fuel Pump Fuel, **19**
- Filter, LP Liquid, **25**
- Filter, Oil, **42**
- Fitting, Intake Vacuum, **19**
- Float Package, **26**
- Flywheel, **13**
- Frame, Carrying, **55**
- Fuel System, Gasoline, **19, 21**
- Fuel System, LP Liquid, **25**
- Fuel System, LP Vapor, **23**
- Fuse, 5A Control Box (Spec A–H), **61**
- Fuse, Automatic Choke Harness, **69**
- Fuse, Battery Charger, **31**
- Fuse, Engine Harness, **65**
  
- Gasket, Air Horn (Gasoline), **19**
- Gasket, Air Horn (LP Liquid), **25**
- Gasket, Air Horn (LP Vapor), **23**
- Gasket, Bearing Plate, **9**
- Gasket, Breaker Box, **29**
- Gasket, Carburetor Bowl, **27**
- Gasket, Carburetor Mounting (Gasoline), **19**
- Gasket, Carburetor Mounting (LP Liquid), **25**
- Gasket, Carburetor Mounting (LP Vapor), **23**
- Gasket, Control Box Window, **65**
- Gasket, Cylinder Head, **9**
- Gasket, Exhaust (Above Floor Models), **47**
- Gasket, Exhaust (Below Floor Models), **51**
- Gasket, Exhaust (Trailer Mount), **55**
- Gasket, Exhaust Manifold, **49**
- Gasket, Gearcase Mounting, **14**
- Gasket, Hourmeter, **65**
- Gasket, Intake Manifold (Gasoline), **19**
- Gasket, Intake Manifold (LP Liquid), **25**
- Gasket, Intake Manifold (LP Vapor), **23**
- Gasket, Intake Valve Guide, **9**
- Gasket, Oil Base, **41**
- Gasket, Oil Drain Plug, **41**
- Gasket, Oil Filter Adapter, **42**
- Gasket, Plate (Ignition Plunger Cover), **30**
- Gasket, Valve Cover, **11**
- Gear, Camshaft, **12**
- Gear, Crankshaft, **13**
  
- Gear, Ring, **57**
- Gear, Starter, **34**
- Gearcase, **14**
- Generator, **57, 59**
- Governor, **15**
- Governor, Electronic (Begin Spec M), **16**
- Grip, Dolly Handle, **55**
- Grommet, Nylon, **57**
- Grommet, Rubber, **53**
- Guard, Scroll, **45**
- Guide, Valve, **9**
  
- Handle, Dolly, **55**
- Hanger, Exhaust, **47, 49**
- Hanger, Exhaust Pipe, **51**
- Harness Assembly, **69**
- Harness, Adaptor, **65**
- Harness, AC Outlet (Begin Spec J), **65**
- Harness, AC Output (Spec A–H), **61**
- Harness, Automatic Choke, **69**
- Harness, Battery Charge, **31**
- Harness, Battery Regulator (Begin Spec J), **32**
- Harness, Carrying Frame, **55**
- Harness, Engine (Begin Spec J), **65**
- Harness, Fuel Pump, **19**
- Harness, PC Board, **67**
- Harness, PCB, **65**
- Harness, Positive Shutoff, **68**
- Harness, Remote Wiring, **70, 71**
- Harness, Voltage Regulator (Spec A–H), **61**
- Harness, Wiring – Remote, **71**
- Head, Cylinder, **9**
- Holddown, Battery, **55**
- Holder, Automatic Choke Harness Fuse, **69**
- Holder, Battery Charge Harness Fuse, **31**
- Holder, Engine Harness Fuse, **65**
- Holder, Fuse (Control Box ) (Spec A–H), **61**
- Hose, Choke Pull-off Vacuum, **19**
- Hose, Fuel, **23, 25**
- Hose, Oil, **23**
- Hose, Preheater, **19**
- Hourmeter, **65**
- Housing, Air Cleaner (Gasoline), **21**
- Housing, Air Cleaner (LP Liquid), **25**
- Housing, Air Cleaner (LP Vapor), **23**
- Housing, Air Cylinder, **45**
- Housing, Below Floor Models, **52, 53**
- Housing, Choke, **19**
- Housing, Connector, **71**
- Housing, Stator, **57**
- Housing, Terminal, **71**
- Hub, Governor Cup, **12**
  
- Ignition System (Begin Spec C), **30**
- Ignition System (Spec A, B), **28**
- Indicator and Cap Assembly, **38**
- Insert, Valve Seat, **9**
- Insulator, Fuse, **61**
- Insulator, PC Board, **61**
- Insulator, Start Solenoid Terminal, **61**
- Insulator, Terminal, **49**
- Isolator, Vibration, **41**
  
- Jet, Idle, **26**
- Jet, Power, **26**
- Joint, Ball, **15**

## Index

- Key, Camshaft Woodruff, **12**
- Key, Crankshaft Gear, **13**
- Key, Extended Shaft, **57**
- Kit Assembly, Drive, **35**
- Kit, 20 Amp Circuit Breaker, **63**
- Kit, 30 Amp Circuit Breaker, **63**
- Kit, Accessory, **49**
- Kit, Air Cleaner Housing Assembly (Gasoline), **21**
- Kit, Air Cleaner Housing Assembly (LP), **23, 25**
- Kit, Bearing Replacement, **57**
- Kit, Blower Wheel Key, **13**
- Kit, Carburetor Repair, **26**
- Kit, Choke Bimetal, **26**
- Kit, Choke Pulloff, **26**
- Kit, Choke Shaft, **26**
- Kit, Conversion Enhancement, **26, 73**
- Kit, Electronic Governor, **16**
- Kit, Enable Relay Start, **69**
- Kit, Exhaust Accessory, **47**
- Kit, Gasket, **74, 75**
- Kit, Oil Fill Tube, **38**
- Kit, Remote Adapter, **65**
- Kit, Rotor, **59**
- Kit, RV Accessory, **49**
- Kit, Side Outlet Duct, **47**
- Kit, Starter Brush, **37**
- Kit, Starter Brush Holder Assembly, **37**
- Kit, Starter Bushing, **37**
- Kit, Starter Drive, **34, 37**
- Kit, Starter Dust Seal, **37**
- Kit, Starter Hardware, **37**
- Kit, Starter Shift Lever, **37**
- Kit, Starter Solenoid, **37**
- Kit, Vertical Exhaust, **47**
- Kit, Voltage Regulator Conversion, **66**
- Kit, Wiring, **65**
  
- Labe, Oil Capacity, **38**
- Label, Circuit Breaker, **63**
- Labels, **74, 75**
- Lever, Carburetor Throttle Shaft, **27**
- Line, Carrying Frame Fuel, **55**
- Line, Fuel (Gasoline), **19**
- Line, Fuel (LP), **25**
- Link, Governor Spring, **14**
- Linkage, Choke, **19**
- Linkage, Choke Pull-off, **19**
- Lock, Housing, **65, 71**
- Lock, Valve Spring, **11**
  
- Manifold, Exhaust, **47, 51**
- Manifold, Intake (Gasoline), **19**
- Manifold, Intake (LP Liquid), **25**
- Manifold, Intake (LP Vapor), **23**
- Meter, Battery Condition, **72**
- Meter, Time Totalizing, **72**
- Muffler (Above Floor Models), **47**
- Muffler (Below Floor Models), **51**
- Muffler, Carrying Frame, **55**
- Muffler, Spark Arrester, **49**
  
- Needle, Carburetor Idle Adjust, **27**
- Nipple, Close, **25**
- Nipple, Pipe, **23**
  
- O'Ring, Control Box Cover, **65**
- O'Ring, Oil Fill Cap, **41**
  
- O'Ring, Preheater Hose, **19**
- O'Ring, Stator Housing, **59**
  
- Package, Signal Pad Plus, **49**
- Paint, **74, 75**
- Pan, Breather, **11**
- Pan, Drip, **41, 53**
- Panel, Carrying Frame Receptacle, **55**
- Panel, Housing, **53**
- Panel, Remote Control, **72**
- Pin, Terminal, **65, 71**
- Piston, **9**
- Plate, Carburetor Throttle, **27**
- Plate, Hinge, **53**
- Plate, Ignition Plunger Cover, **30**
- Plate, Rear Bearing, **9**
- Plug, Cavity, **65, 71**
- Plug, Oil Drain, **41**
- Plug, Seal, **65**
- Plug, Spark (Begin Spec C), **30**
- Plug, Spark (Spec A, B), **28**
- Plunger, Breaker Points, **29**
- Plunger, Bypass Valve, **9**
- Point, Breaker, **29**
- Potentiometer (Begin Spec J), **65**
- Potentiometer (Spec A-H), **61**
- Pull-off, Choke, **19**
- Pump, Electric Fuel, **19**
- Pump, Oil, **9**
  
- Receptacle, Carrying Frame, **55**
- Rectifier Positive Shutoff Harness, **68**
- Rectifier, Battery Charger, **31**
- Rectifier, Fuel Pump, **19**
- Reed, Breather Valve, **11**
- Regulator, Battery, **32**
- Regulator, Gas, **23**
- Regulator, LP Liquid, **25**
- Regulator, Stator Mount Voltage, **66**
- Regulator, Voltage (Control Mount) (Spec A-H), **63**
- Regulator, Voltage (Drip Pan Mount), **41**
- Regulator, Voltage (Stator Mount), **66**
- Relay, Automatic Choke Harness, **69**
- Relay, Engine Start Harness, **65**
- Relay, Ignition, **31**
- Relay, Starter, **65**
- Remote Start Control, **72**
- Resistor, Fuel Pump, **31**
- Resonator, Exhaust (Gasoline), **47**
- Retainer, Governor Push-on, **15**
- Ring, Armature Collector, **57**
- Ring, Camshaft Retaining, **12**
- Ring, Choke Retaining, **19**
- Ring, Crankshaft Gear Retaining, **13**
- Ring, Piston Retaining, **9**
- Ring, Tolerance, **57**
- Rod Assembly, Air Inlet, **21**
- Rod, Air Inlet, **19**
- Rod, Connecting, **9**
- Rod, Governor, **15**
- Rod, Throttle, **15**
- Rod, Throttle Control (Begin Spec M), **16**
- Rotor Assembly, Ignition, **30**
- Rotor, Generator, **57**
  
- Scroll, Housing, **45**
- Seal, Cable, **65, 71**



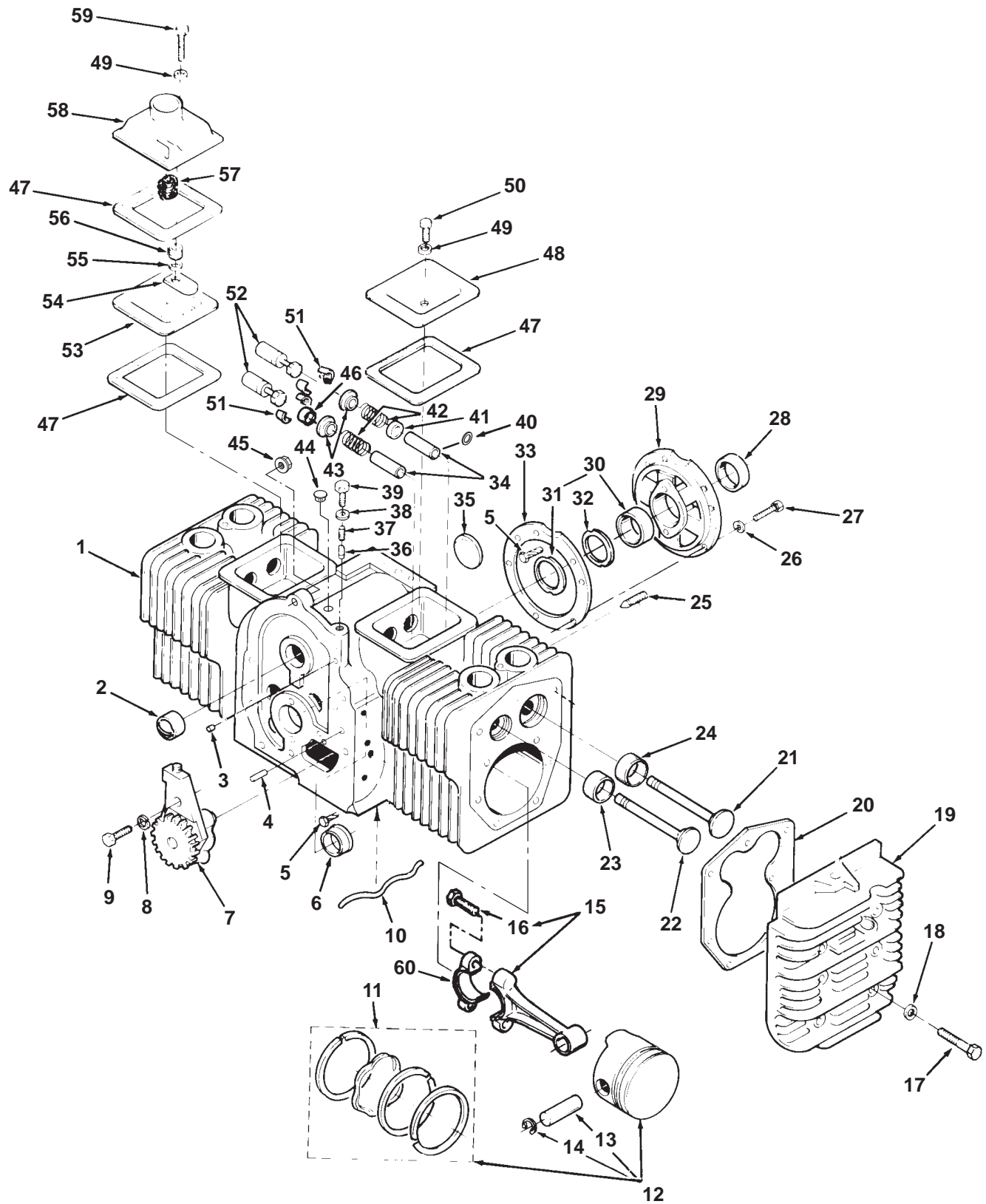
## Index

- Seal, Carburetor Dust, **27**
- Seal, Crankshaft Oil, **14**
- Seal, Governor Shaft Oil, **14**
- Seal, Intake Valve Oil, **9**
- Seal, Oil Fill Tube, **38**
- Seal, Rear Crankshaft Oil, **9**
- Sealant, Thread, **74, 75**
- Servive Package, Starter, **36**
- Set, Piston Ring, **9**
- Shaft, Governor, **14**
- Shield, Noise, **45**
- Shim, Crankshaft End Play, **9**
- Solenoid, **23**
- Solenoid, Start, **61**
- Solenoid, Starter, **37**
- Spacer, Fuel Pump Mounting, **19**
- Spacer, Regulator Adapter, **25**
- Spline and Clutch, Starter, **34**
- Spring, Air Inlet Rod By-pass, **21**
- Spring, Breather Valve, **11**
- Spring, Bypass Valve, **9**
- Spring, Carburetor Idle Needle, **27**
- Spring, Carburetor Main Jet Screw, **27**
- Spring, Carburetor Throttle Stop, **27**
- Spring, Generator Brush, **59**
- Spring, Governor, **15**
- Spring, Governor Compression, **15**
- Spring, Idle Needle, **14**
- Spring, Regulator Adapter, **25**
- Spring, Throttle Rod, **16**
- Spring, Valve, **9**
- Standoff, Voltage Regulator Cover, **66**
- Starter, **33**
- Starter Components, **34**
- Stator, Engine Battery Charge, **14**
- Stator, Generator, **57**
- Strap, Bond (Oil Base), **41**
- Strap, Bond (Stator Housing), **57**
- Strap, Muffler, **47**
- Stud, Governor Speed Adjustment, **15**
- Support, Hinge, **53**
- Support, Housing, **53**
- Switch, Low Oil Pressure, **42**
- Switch, Remote Rocker, **72**
- Switch, Rocker (Begin Spec J), **65**
- Switch, Rocker (Spec A–H), **61**
- Switch, Toggle, **55**
- Tank, Fuel, **55**
- Tappet, Valve, **11**
- Terminal, Socket, **65**
- Tire, **55**
- Transformer Assembly, **66**
- Transformer, Voltage, **65**
- Transformer, Voltage Regulator, **61**
- Tray, Battery, **55**
- Tube, Breather (Gasoline), **19**
- Tube, Breather (LP Liquid), **25**
- Tube, Breather (LP Vapor), **23**
- Tube, Carburetor Idle, **27**
- Tube, Choke Housing, **19**
- Tube, Cylinder Block Oil, **9**
- Tube, Exhaust, **47, 49, 55**
- Tube, Oil Fill, **38**
- Valve, Exhaust, **9**
- Valve, Fuel Shutoff (LP Liquid), **25**
- Valve, Intake, **9**
- Valve, Oil Base Shutoff, **41**
- Valve, Vacuum Sustain, **26**
- Wedge, Plug (6PL), **65**
- Wheel, **55**
- Window, Control Box, **65**
- Yoke, Governor, **14**





## Cylinder Block

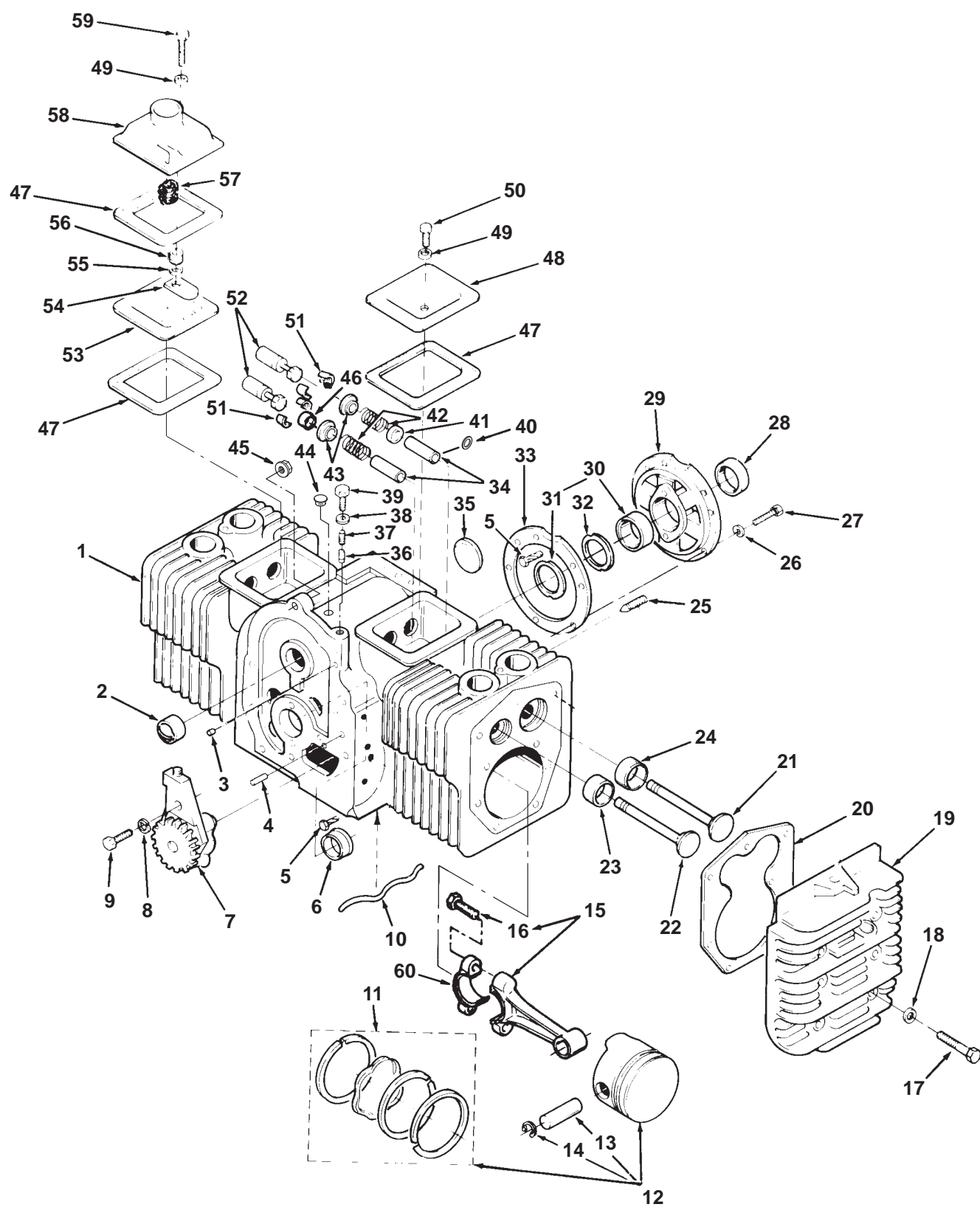


## Cylinder Block

REF NO.	PART NO.	QTY USED	PART DESCRIPTION	REF NO.	PART NO.	QTY USED	PART DESCRIPTION
1	—	1	Block, Cylinder (See Shortblock Catalog)	110-1716	2	Standard	
2	101-0405	2	Bearing, Camshaft	110-1716-02	2	.002" Oversize	
3	517-0067	1	Plug, Core Hole	110-1716-05	2	.005" Oversize	
4	516-0141	2	Pin, Gear Cover Alignment	110-1716-10	2	.010" Oversize	
5	516-0072	4	Pin, Bearing Stop Drive	110-1716-25	2	.025" Oversize	
6			Bearing, Front Crankshaft (Flanged)			Begin Spec B	
				110-3462	2	Standard	
	101-0805	1	Standard	110-3462-01	2	.002" Oversize	
	101-0805-02	1	.002" Undersize	110-3462-02	2	.005" Oversize	
	101-0805-10	1	.010" Undersize	110-3462-03	2	.010" Oversize	
	101-0805-20	1	.020" Undersize	110-3462-04	2	.025" Oversize	
	101-0805-30	1	.030" Undersize	24	110-3655	2	Insert, Intake Valve Seat
7	120-0491	1	Pump, Oil			Standard	
8	740-1004	2	Washer, Flat (M6)	25	803-0071	2	Screw, Socket Set (3/8-16 x 5/8")
9	800-0007	2	Screw, Hex Head Cap (1/4-20 x 1")	26		Washer	
10	120-0680	1	Tube, Oil		850-0050	5	Lock (3/8") Spec A
11			Set, Piston Ring Specs A-E		526-0402	5	Flat (.395) (Begin Spec B)
				27		Screw (Special)	
	113-0296	2	Standard		102-0455	5	Hex Head Cap (Spec A)
	113-0296-05	2	.005" Oversize		800-0575	5	Flanged Head (Begin Spec B)
	113-0296-10	2	.010" Oversize	28	509-0041	1	Seal, Rear Crankshaft Oil
	113-0296-20	2	.020" Oversize	29	101-0439-01	1	Plate, Rear Bearing
	113-0296-30	2	.030" Oversize	30		Bearing, Rear Crankshaft (Includes Thrust Washer)	
			Begin Spec F				
	113-0311	2	Standard		101-0804	1	Standard
	113-0311-05	2	.005 Oversize		101-0804-02	1	.002" Undersize
	113-0311-01	2	.010 Oversize		101-0804-10	1	.010" Undersize
	113-0311-02	2	.020 Oversize		101-0804-20	1	.020" Undersize
	113-0311-03	2	.030 Oversize		101-0804-30	1	.030" Undersize
12			Piston and Ring Kit (Includes Pin and Retaining Rings)	31	104-0575	2	Washer, Thrust (Special)
				32	104-0776	*1	Shim, Crankshaft End Play (.005")
	112-0265	2	Standard				
	112-0265-05	2	.005 Oversize	33	101-0809	1	Gasket, Bearing Plate
	112-0265-01	2	.010 Oversize	34			Guide, Valve
	112-0265-02	2	.020 Oversize		110-3167	2	Exhaust
	112-0265-03	2	.030 Oversize		110-3168	2	Intake
13			Pin, Piston	35	517-0048-01	1	Plug, Camshaft Opening Welch (1-5/8")
	112-0069	2	Specs A-E				
	112-0268	2	Begin Spec F	36	120-0398	1	Plunger, Bypass Valve
14			Ring, Retaining	37	120-0140	1	Spring, Bypass Valve
				38	526-0066	1	Washer, Copper Flat (3/8")
	518-0294	4	Specs A-E	39	801-0050	1	Screw, Hex Head Cap (3/8-24 x 1")
	112-0267	4	Begin Spec F				
15	114-0203	2	Rod, Connecting (Includes Bolts)	40	110-0068	2	Gasket, Intake Valve Guide
16	805-0010	4	Bolt, Connecting Rod (Special)	41	110-3604	2	Seal, Intake Valve Oil
17	800-0590	20	Screw, Hex Head Cap (Special)	42	110-0539	4	Spring, Valve
18	526-0250	20	Washer, Flat (3/8" Screw)	43			Cap, Valve Roto
19	110-3549	2	Head, Cylinder		110-0904	2	Exhaust
20	110-2987	2	Gasket, Cylinder Head		110-0904	4	Intake/Exhaust
21	110-1718	2	Valve, Intake	44	517-0103	1	Plug, Vacuum Port
22			Valve, Exhaust	45	870-0257	1	Nut, Self-Locking Hex (5/16-18)
	110-1719	2	LP				
	110-1761	2	Gasoline				
23			Insert, Exhaust Valve Seat Spec A				

\* — Use as Required.

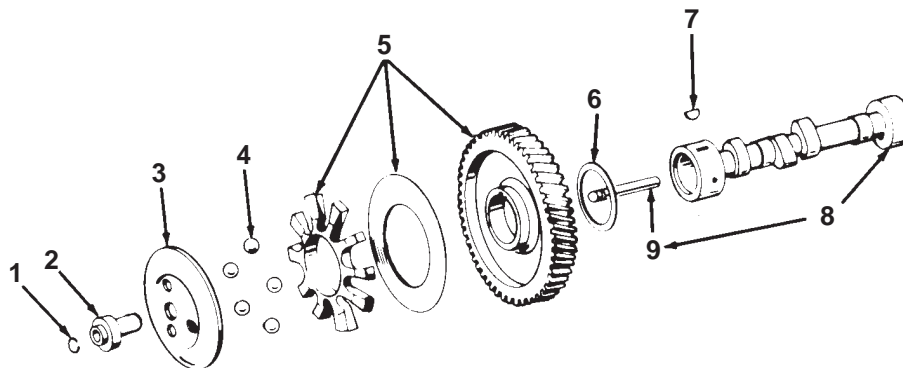
# Cylinder Block



## Cylinder Block

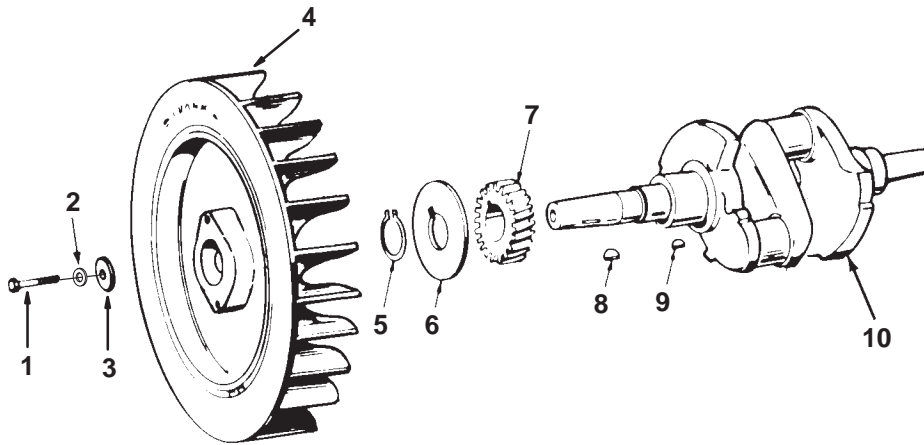
REF NO.	PART NO.	QTY USED	PART DESCRIPTION	REF NO.	PART NO.	QTY USED	PART DESCRIPTION
46	110-0893	2	Washer, Exhaust Valve Spring Retainer (Special)	54	123-1175	1	Reed, Breather Valve
47	110-3575	3	Gasket, Valve Cover	55	526-0018	1	Washer, Flat (1/4" Screw)
48	110-1624-01	1	Cover, Right Hand Valve	56	123-1174	1	Spring, Breather Valve
49	526-0018	2	Washer, Copper Flat (1/4" Screw)	57	123-1871	1	Filter, Breather Tube
50	800-0011	1	Screw, Hex Head Cap (1/4-20 x 2")	58	123-1654	1	Cover, Breather
51	110-0639	8	Lock, Valve Spring	59	800-0013	1	Screw, Hex Head Cap (1/4-20 x 2-1/2")
52			Tappet, Valve	60			Bearing, Connecting Rod Half Standard
	115-0006	4	Standard		114-0188-00	4	
	115-0006-02	4	.002" Oversize		114-0188-02	4	.002" Undersize
	115-0006-05	4	.005" Oversize		114-0188-10	4	.010" Undersize
53	123-1653	1	Pan, Breather		114-0188-20	4	.020" Undersize
					114-0188-30	4	.030" Undersize

## Camshaft



REF NO.	PART NO.	QTY USED	PART DESCRIPTION	REF NO.	PART NO.	QTY USED	PART DESCRIPTION
1	150-0078	1	Ring, Retaining	6	105-0541	1	Washer, Thrust
2	150-1519	1	Hub, Governor Cup	7	515-0001	1	Key, Woodruff
3	150-1520	1	Cup and Bushing, Governor	8	105-0638	1	Camshaft (Includes Center Pin)
4	510-0015	10	Ball, Governor	9	150-0075	1	Pin, Camshaft Center
5	105-0700	1	Gear, Camshaft (Includes Flyball Plate and Spacer)				

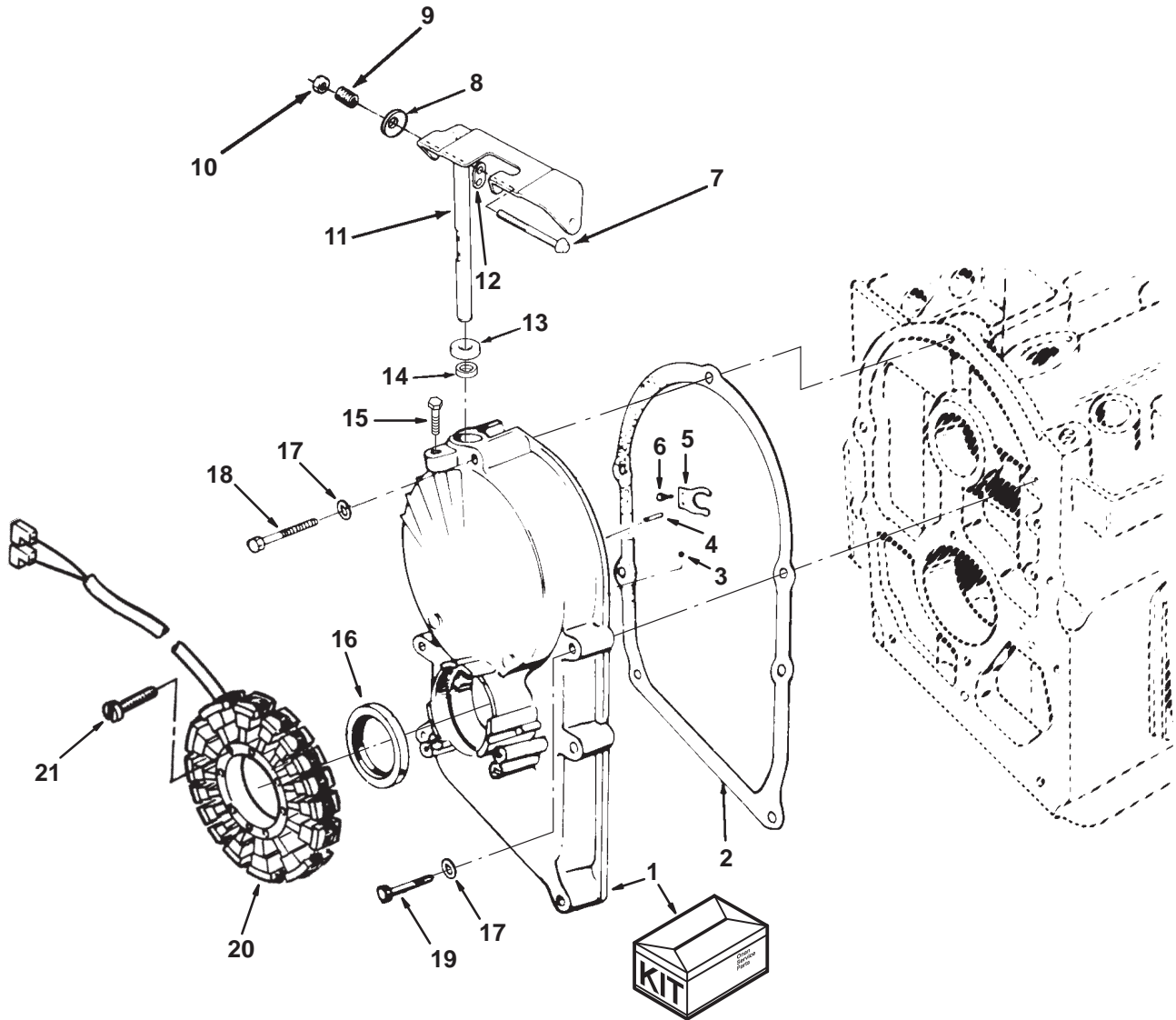
## Crankshaft



REF NO.	PART NO.	QTY USED	PART DESCRIPTION	REF NO.	PART NO.	QTY USED	PART DESCRIPTION
1	104-0170	1	Screw, Hex Head Cap (Special)	5	518-0014	1	Ring, Retaining
2	526-0356	1	Washer, Flat (7/16" Screw)	6	104-0043	1	Washer, Gear
3	526-0017	1	Washer, Flat (7/16" Screw)	7	104-0032	1	Gear, Crankshaft
4			Flywheel	8	515-0263	1	Kit, Blower Wheel Key
	134-4342-01	1	Spec A-H	9	515-0001	1	Key, Crankshaft Gear
	205-0235	1	Begin Spec J	10	104-1736	1	Crankshaft



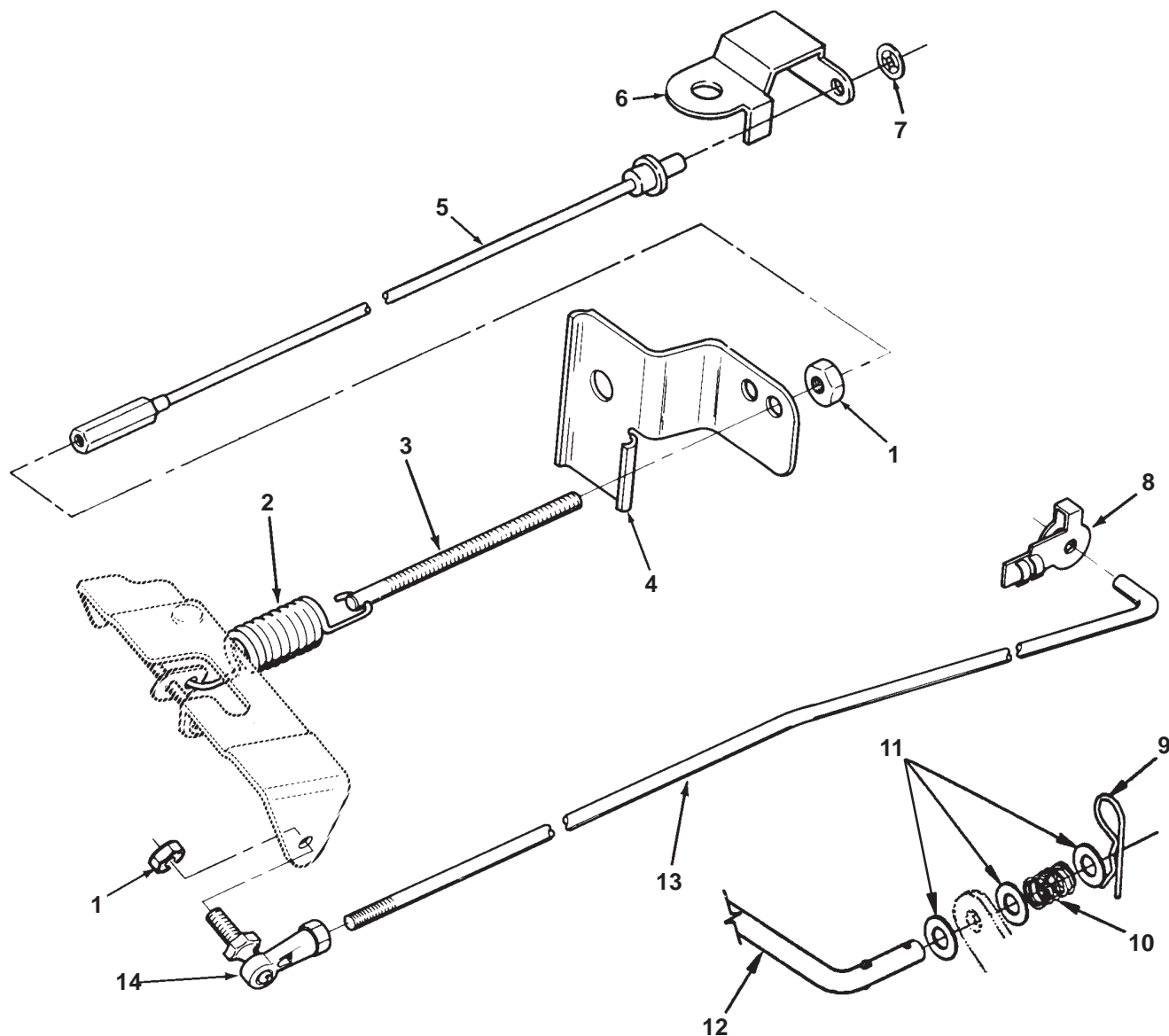
## Gearcase



REF NO.	PART NO.	QTY USED	PART DESCRIPTION	REF NO.	PART NO.	QTY USED	PART DESCRIPTION
1			Kit, Gearcase (Includes Parts Marked *)	13	509-0008	1	*Seal, Governor Shaft Oil
	103-0772	1	Spec A-H	14	510-0013	1	*Bearing, Needle
	103-0822	1	Begin Spec J	15	815-0261	1	*Screw, Hex Washer Head (Self Tapping) (1/4-20 x 7/16")
2	103-0810	1	Gasket, Gearcase Mounting	16	509-0040	1	*Seal, Crankshaft Oil
3	510-0014	1	*Ball, Bearing	17	526-0065	5	Washer, Copper Flat (5/16" Screw)
4	516-0130	1	*Pin, Governor Cup Stop Dowel	18	800-0545	1	Screw, Hex Head Cap (2-3/4" Long)
5	150-1187	1	*Yoke, Governor	19	800-0032-01	4	Screw, Hex Head Cap (1-3/4" Long) (Special)
6	815-0046	2	*Screw, Pan Head Machine (8-32 x 3/8")	20	191-1456-05	1	Stator (Begin Spec J)
7	820-1077	1	*Screw, Pan Head (10-32 x 2-1/2")	21	815-0659	3	Screw (Begin Spec J)
8	851-0031	1	*Washer, Conical Disc Spring				
9	141-0710	1	*Spring, Idle Needle				
10	870-0328	1	*Nut, Self-Lock (10-32")				
11	150-2002-04	1	*Arm and Shaft, Governor				
12	150-1998	1	*Link, Governor Spring				

\* - Parts Included in Gearcase Kit.

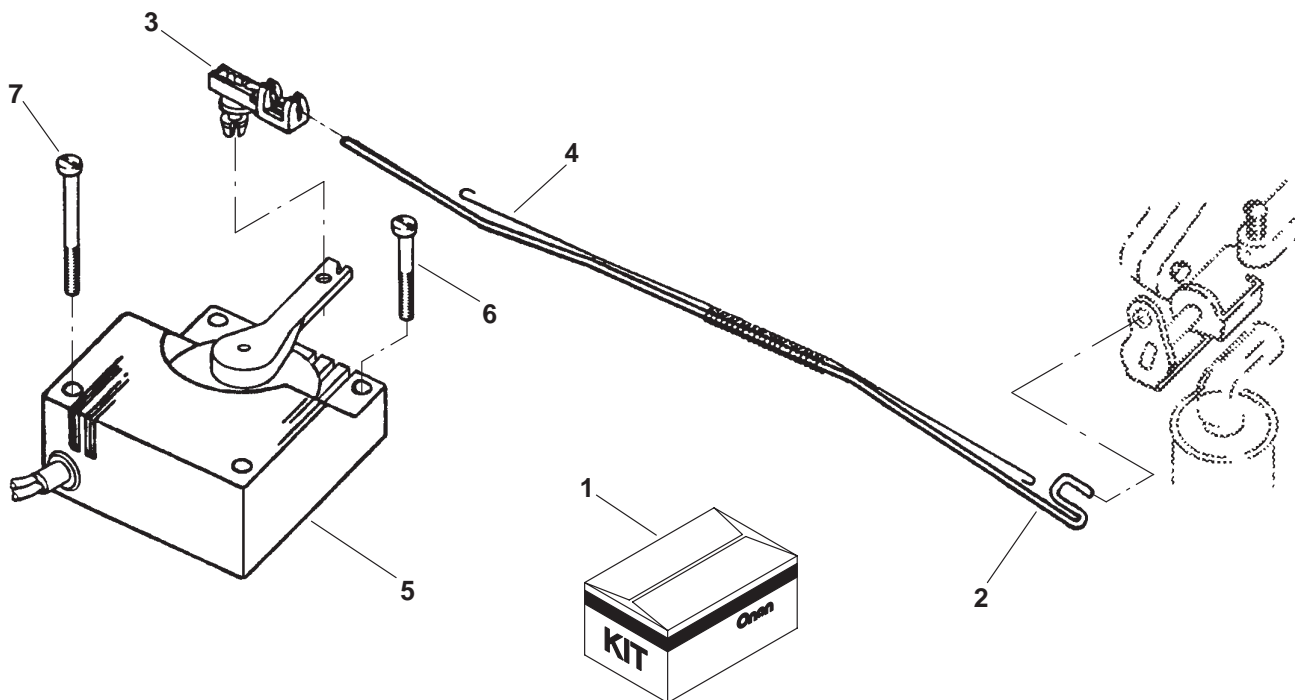
## Governor Spec A-L



REF NO.	PART NO.	QTY USED	PART DESCRIPTION
1	870-0131	2	Nut, Self-Locking Hex (10-32)
2	150-1612	1	Spring, Governor
3	150-0096	1	Stud, Speed Adjustment
4	150-1958-02	1	Bracket, Governor Gasoline and LP Vapor
	150-2298-01	1	LP Liquid
5	150-2294	1	Cable, Flexible Governor Adjust
6	150-2296-01	1	Bracket, Governor Adjust Cable
7	518-0582	1	Retainer, Push On
8	518-0006	1	Clip, Retaining

REF NO.	PART NO.	QTY USED	PART DESCRIPTION
9	518-0606	1	Clip, Linkage (Begin Spec D)
10	150-2421	1	Spring, Compression (Begin Spec D)
11	150-2589	3	Washer, Friction (Begin Spec D)
12	150-2429	1	Rod, Throttle (Begin Spec D) Gasoline and LP Vapor
	150-2469	1	LP Liquid
13	150-2455	1	Rod, Governor Arm Gasoline
	150-2494	1	LP
14	150-0939	1	Joint, Ball

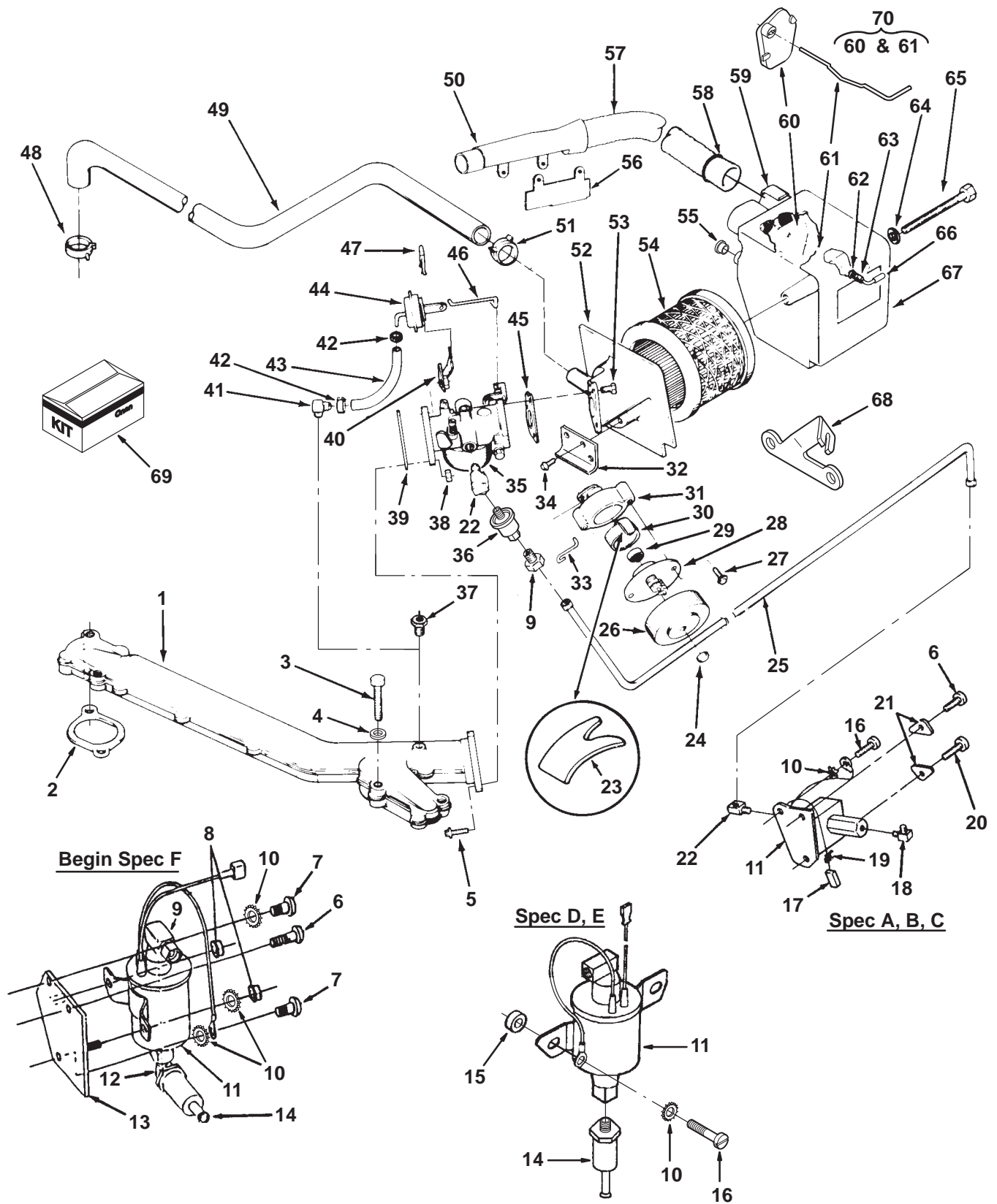
## Electronic Governor Begin Spec M



REF NO.	PART NO.	QTY USED	PART DESCRIPTION	REF NO.	PART NO.	QTY USED	PART DESCRIPTION
1	151-0759	1	Kit, Electronic Governor (Includes All Parts Listed on This Page)	98- 4240	1	Label, Blank Kit Number	
				140-2308	1	Gasket, Air Horn	
2	150-2424	1	Rod, Throttle Control	141-0950	1	Gasket, Carburetor	
3	150-2425	1	Clip, Throttle Rod	146-0633	1	Carburetor	
4	150-2426	1	Spring, Throttle Rod	150-2708-02	1	Bracket, Governor	
5	151-0701	1	Actuator, Governor (K2)	150-2723-02	1	Plate, Mounting	
6	815-0783-01	2	Screw, Pan Head Torx (#10-32 x 1-5/8")	151-0752	1	Controller, Governor	
				338-3699	1	Harness, Electric Governor	
7	815-0783-02	2	Screw, Pan Head Torx (#10-32 x 2-1/8")	800-0007	2	Screw, Hex Head Cap	
				815-0181	1	Screw, Hex Head Thread Cutting	
			The Following Parts in Kit are Not Shown:	815-0664	1	Screw, Torx Drive	
				818-0237-01	1	Rivet, Pop	
	G-334	1	Sheet, Instructions	870-0065	2	Nut, Self-Locking	



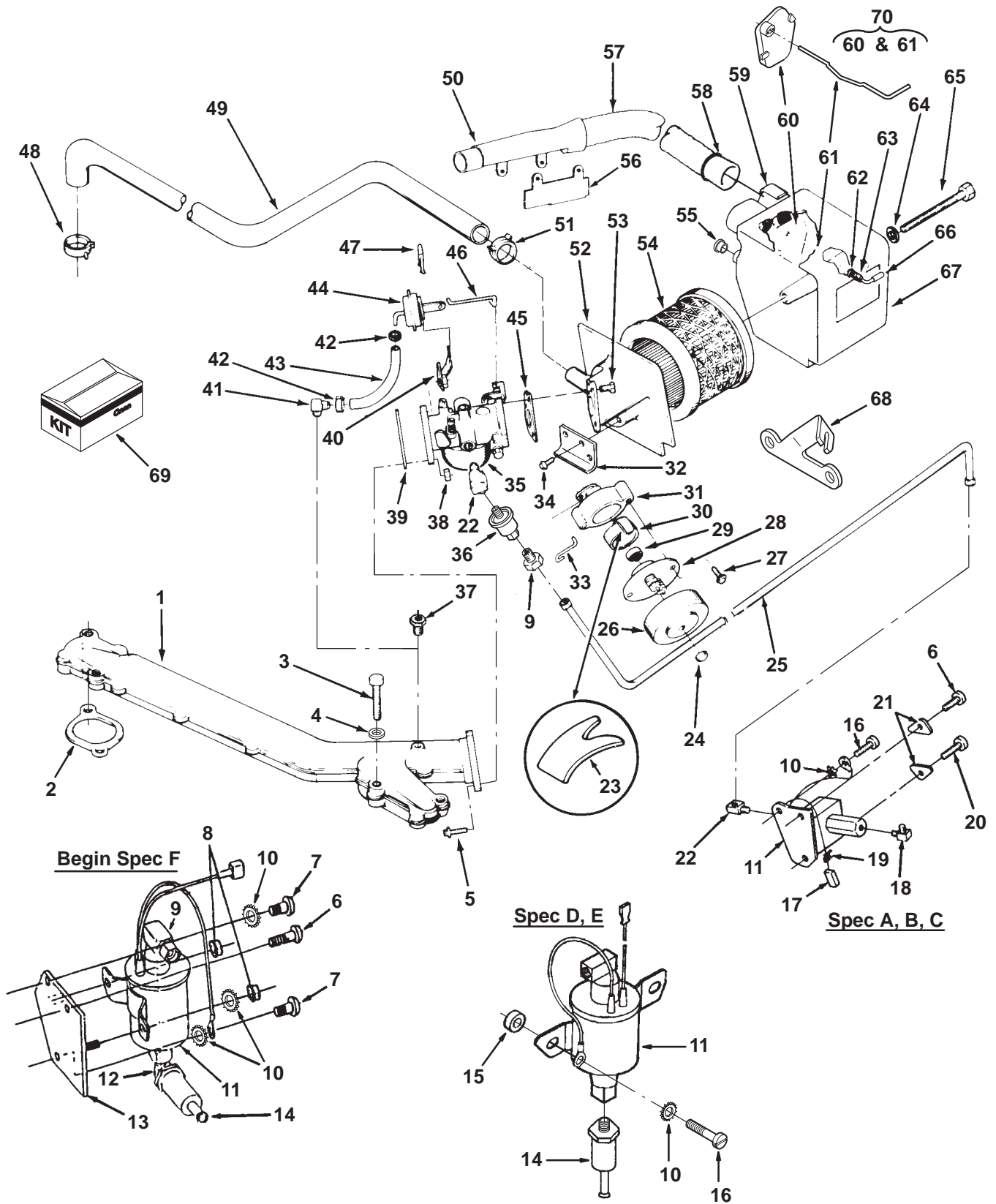
# Fuel System Gasoline



## Fuel System Gasoline

REF NO.	PART NO.	QTY USED	PART DESCRIPTION	REF NO.	PART NO.	QTY USED	PART DESCRIPTION
1			Manifold, Intake	30	153-0578	1	Tube, Choke Housing
	154-2524	1	Spec A-L	31	153-0556	1	Housing, Choke (Includes Choke Shaft)
	154-3027	1	Begin Spec M		518-0387	1	Ring, Choke Housing Retainer (Not Shown)
2	154-2219	2	Gasket, Intake Manifold	32	153-0557	1	Bracket, Housing Mounting
3	800-0055	4	Screw, Hex Head Cap (3/8-16 x 2-1/4")	33	153-0558	1	Linkage, Choke
4	526-0251	4	Washer, Flat (3/8" Screw)	34	815-0591	2	Screw, Hex Washer Head (Special) (Spec A-F)
5	815-0587	2	Screw, Hex Washer Head (Special)				Carburetor (Includes Mounting Gaskets)
6	815-0692-02	3	Screw, Pan Head (1/4-20 x 1")	35			
7	815-0782	2	Screw, Pan Head (1/4-20 x .625) (Begin Spec F)		146-0456	1	Spec A-E (See Separate Page for Components)
8	870-0212	2	Nut, Lock Head (1/4-20) (Begin Spec F)		146-0578	1	Spec F-K (See Separate Page for Components)
9	502-0003	1	Connector, Inverted Male (Begin Spec C)		146-0665		Begin Spec L (Includes Mounting Gaskets)
10	856-0006	3	Washer, EIT (1/4") (Spec F)	36	149-2333	1	Filter, Carburetor Fuel
11			Pump, Electric Fuel (Includes Mounting Bracket)	37	502-0028	1	Plug, Hex Pipe (1/8") (Begin Spec F)
	149-2140	1	Spec A-C	38	862-0015	2	Nut, Hex (5/16-18)
	149-2269	1	Spec D, E	39	141-0950	1	Gasket, Carburetor Mounting
	149-2331	1	Spec F-H	40	153-0561	1	Bracket, Diaphragm Mounting
	149-2331-02	1	Begin Spec J	41	502-1105	1	Fitting, Vacuum
12	502-0020	1	Elbow, 90° Street (Begin Spec F)	42	503-0813	2	Clamp, Hose
13	149-2354-02	1	Bracket, Fuel Pump (Begin Spec F)	43	503-1252	1	Hose, Vacuum (3/16" ID x 3" Long)
14	149-1353	1	Filter, Fuel Pump Fuel	44	153-0576	1	Pull-off, Choke
15	370-4052	2	Spacer, Pump Mounting (Begin Spec D)	45	140-2308	1	Gasket, Air Horn
16	815-0772	2	Screw, Pan Head Torx (Special) (Begin Spec C)	46	153-0577	1	Linkage, Choke Pull-off
17	357-0067	1	Rectifier, Fuel Pump	47	518-0450	1	Clip, U
18	502-0313	1	Elbow, 90°	48	503-0183	1	Clamp, Breather Tube Hose (Fits Hose OD 1.03")
19	338-2361	1	Harness, Fuel Pump (Includes Rectifier)	49	123-1615	1	Tube, Breather
			Volt Code FD	50			Adapter, Preheater
20	815-0290	1	Screw, Thread Form Hex Washer Head (1/4-20 x 1/2")		140-2378-70	1	Spec A-H
21	149-2226	2	Washer, Fuel Pump		140-2916-02	1	Begin Spec J
22			Elbow, 90°	51	503-1133	1	Clamp, Breather Tube Hose (Fits Hose OD .875")
	502-0002	2	Inverted Male (Specs A-E)	52			Adapter, Air Cleaner
	502-1108	1	Street (Begin Spec F)		140-1889	1	Spec A-E
23	518-0466	1	Clip		140-2725	1	Spec F-H
24	870-0421	1	Nut, Cap (6-32)		140-2884	1	Begin Spec J
25			Line, Fuel (Includes 2 Inverted Nuts)		140-3093	1	* Begin Spec M
	149-2097	1	Spec A, B	53	815-0590	3	Screw, Hex Head (Special)
	149-2288	1	Spec C	54	140-2379	1	Element, Air Cleaner
	149-2320	1	Spec D, E	55	517-0320	1	Plug, Button (Begin Spec J)
	149-2353	1	Spec F-H	56			Baffle, Preheater
	149-2495	1	Begin Spec J		140-2021-70	1	Spec A-H
26	153-0579	1	Cover, Choke Housing		140-2021-50	1	Begin Spec J
27	815-0592	2	Screw, Hex Washer Head (Special)	57	503-1351	1	Hose, Preheater
28	153-0555	1	Element and Cover, Choke (H1)	58	509-0313	1	O'Ring, Preheater Hose (Begin Spec F)
29	153-0554	1	Bi-Metal, Choke	59	518-0459	1	Clip, Preheater Hose
				60	145-0561	1	@ Cover, Air Inlet
				61			Rod, Air Inlet
					145-0667	1	Spec A-H
					145-0707	1	@ Begin Spec J

# Fuel System Gasoline



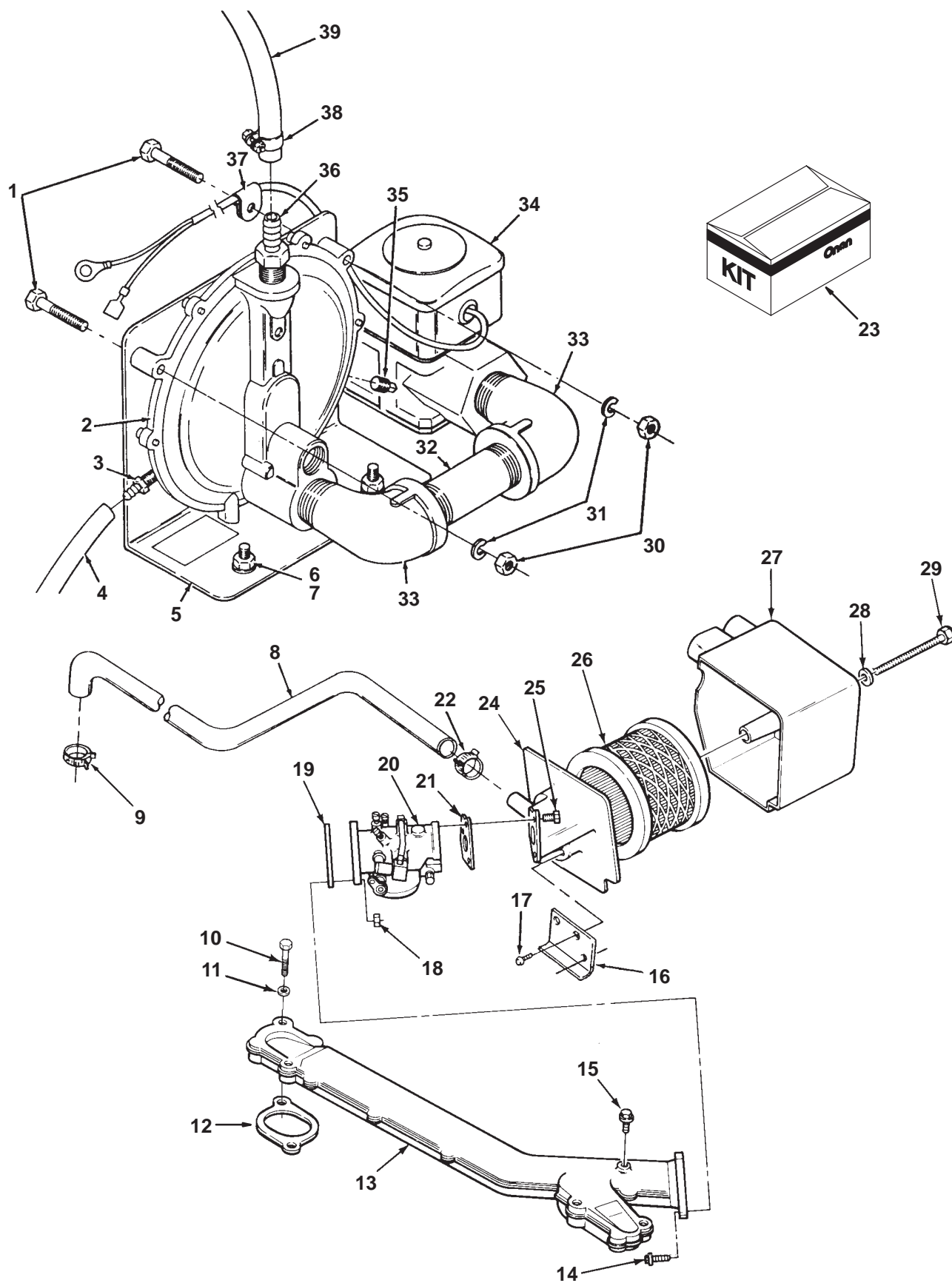


## Fuel System Gasoline

REF NO.	PART NO.	QTY USED	PART DESCRIPTION	REF NO.	PART NO.	QTY USED	PART DESCRIPTION
62	526-0002	1	*Washer, Flat (#6)	68	149-2038	1	Bracket, Fuel Line
63	120-0140	1	*Spring, By-pass	69	140-2976	1	Kit, Air Cleaner Housing Assembly (Gasoline) (Includes Parts Marked *)
64	526-0021	1	Washer, Flat (1/4" Screw)				
65	800-0017	1	Screw, Hex Head Cap (1/4-20 x 3-1/2")	70	145-0704	1	*Rod Assembly, Air Inlet (Includes Rod & Cover Marked @)
66	517-0223	1	*Cap, Vinyl				
67			Housing, Air Cleaner (Includes Label)				
	140-2482-01	1	Spec A-H				
	140-2883-01	1	* Begin Spec J				
	140-2962	1	Begin Spec M				

\* – Parts included in Air Cleaner Housing Assembly Kit.  
 @ – Parts Included in Air Inlet Rod Assembly.

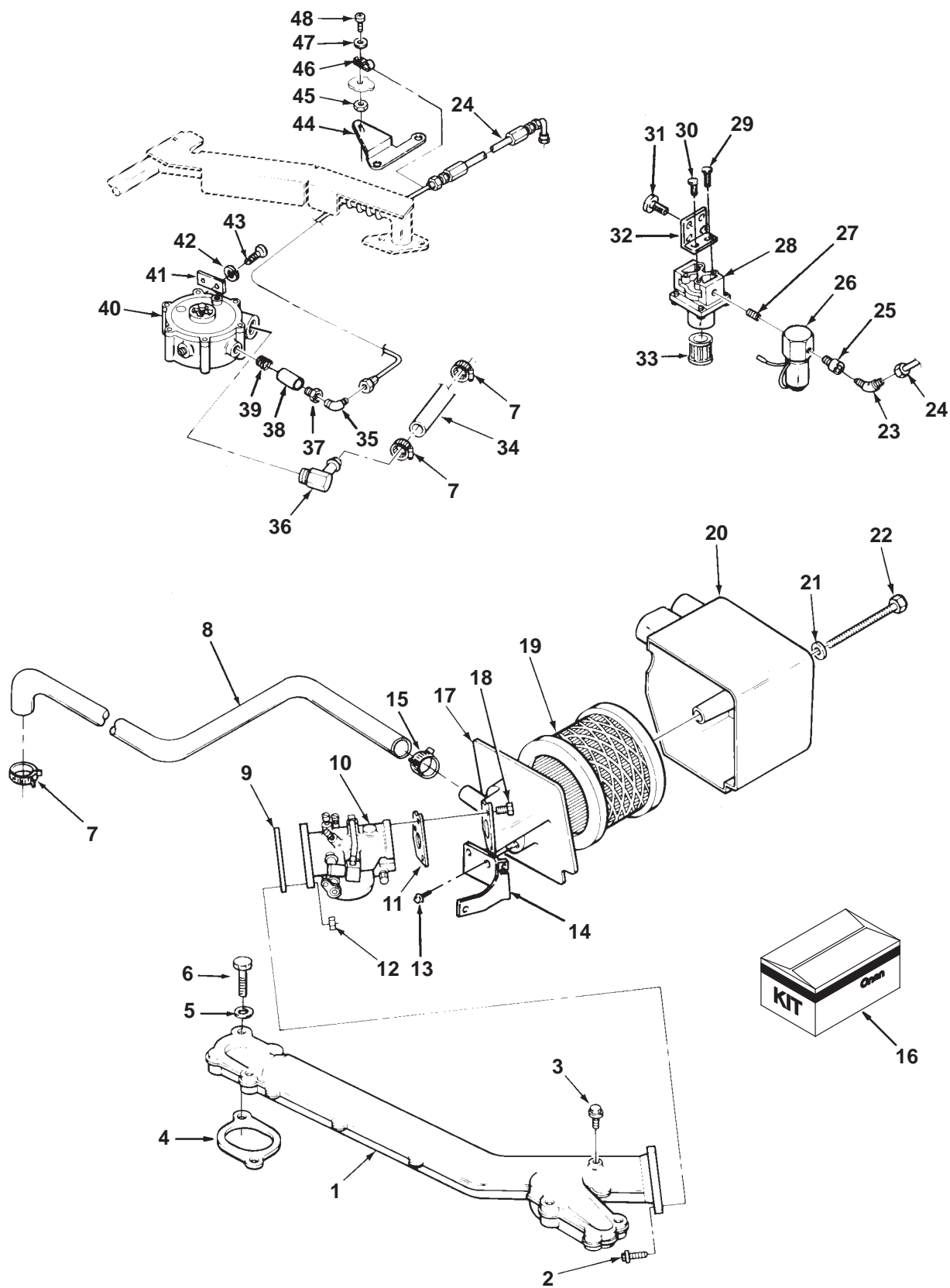
# Fuel System LP Vapor



## Fuel System LP Vapor

REF NO.	PART NO.	QTY USED	PART DESCRIPTION	REF NO.	PART NO.	QTY USED	PART DESCRIPTION
1	114-0023	2	Screw, Hex Head Cap (1/4-20 x 1-1/4")	22	503-1133	1	Clamp, Breather Tube Hose
2			Regulator	23	140-2977	1	Kit, Air Cleaner Housing Assembly (LP) (Includes Adapter & Housing Marked *)
	148-0311	1	Spec A-L				
	148-1020	1	Spec M & Up (LPG Vapor)	24			Adapter, Air Cleaner
3	502-0395	1	Connector, Hose		140-1889	1	Spec A-L
4	503-1016	1	Hose, Oil (Vent) 12" Long		140-3093	1	* Begin Spec M
5	148-0852	1	Bracket, Regulator	25	815-0590	3	Screw, Hex Head Cap (Special)
6	800-0028	2	Screw, Hex Head Cap (5/16-18 x 1")	26	140-2379	1	Element, Air Cleaner
7	870-0257	2	Nut, Self Lock Hex (5/16-18)	27			Housing, Air Cleaner
8	123-1615	1	Tube, Breather		140-1894	1	Spec A-L
9	503-0183	1	Clamp, Hose (9/16 to 1-1/16")		140-2962	1	* Begin Spec M
10	800-0055	4	Screw, Hex Head Cap (3/8-16 x 2-1/4")	28	526-0021	3	Washer, Flat (1/4")
11	526-0251	4	Washer, Flat (3/8")	29	800-0017	1	Screw, Hex Head Cap (1/4-20 x 3-1/2")
12	154-2219	2	Gasket, Intake Manifold	30	862-0001	2	Nut, Hex (1/4-20)
13			Manifold, Intake	31	850-0040	2	Washer, Lock (1/4")
	154-2524	1	Spec A-L	32	505-0332	1	Nipple, Pipe (3/4 x 3.00 Lg)
	154-3027	1	Begin Spec M	33	505-0051	2	Elbow, 90° Street
14	815-0587	2	Screw, Hex Washer Head (Special)	34	307-1881	1	Solenoid
15	505-1426	1	Plug, Hex Pipe (1/8")	35	505-0057	1	Plug, Square Head
16	307-2559-01	1	Bracket, Housing Mounting Zinc Plated	36	502-0238	1	Connector, Hose
17	815-0591	2	Screw, Hex Washer Head (Special) (Spec A-F)	37	518-0350	1	Clamp, Insulated (1/4" OD)
18	862-0015	2	Nut, Hex (5/16-18)	38	503-0183	2	Clamp, Hose (#4)
19	141-0958	1	Gasket, Carburetor Mounting	39	503-1048	1	Hose, Fuel - 30" Long
20			Carburetor (See Separate Page for Components)	* - Parts Included in (LP) Air Cleaner Housing Assembly Kit			
	141-0933	1	Spec A-L				
	146-0729	1	Spec M & Up (LPG Vapor)				
21	140-2308	1	Gasket, Air Horn				

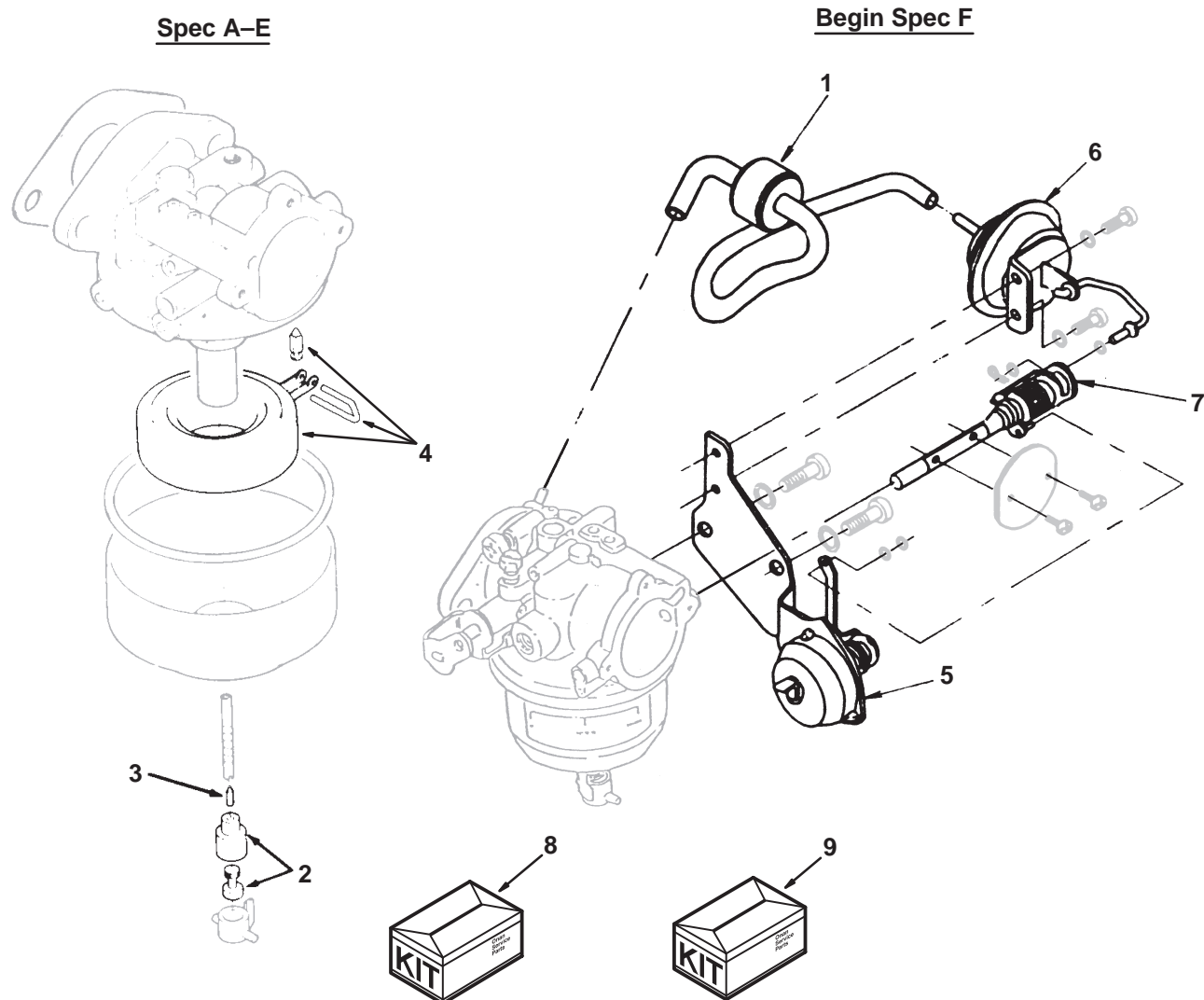
# Fuel System LP Liquid



## Fuel System LP Liquid

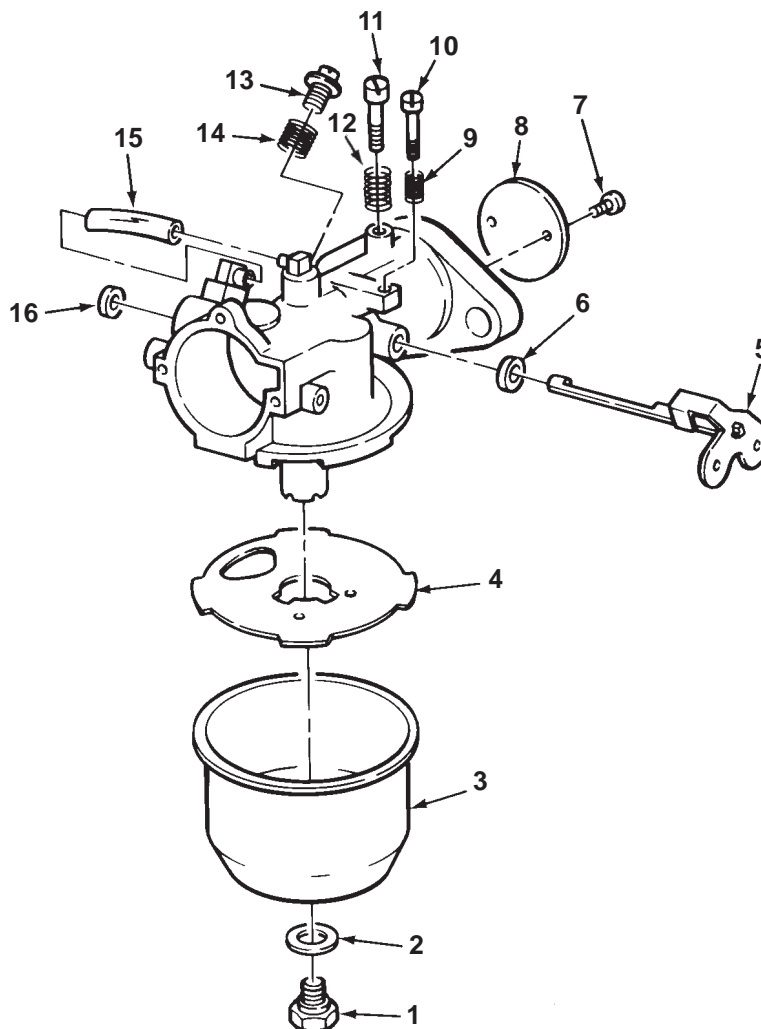
REF NO.	PART NO.	QTY USED	PART DESCRIPTION	REF NO.	PART NO.	QTY USED	PART DESCRIPTION
1			Manifold, Intake	25	502-0949-01	1	Connector, Male
	154-2524	1	Spec A-L	26	307-2501	1	Valve, Fuel Shutoff (Bottom Outlet, Exhaust Manifold)
	154-3027	1	Begin Spec M				
2	815-0587	2	Screw, Hex Washer Head (Special)	27	502-0929-01	1	Nipple, Close (Bottom Outlet, Exhaust Manifold)
3	505-1426	1	Plug, Hex Pipe (1/8")	28	148-0890	1	Filter, LP (Includes Element and O'Rings)
4	154-2219	2	Gasket, Intake Manifold	29	815-0664	1	Screw, Thread Form (Special)
5	526-0251	4	Washer, Flat (3/8" Screw)	30	815-0692-01	1	Screw, Pan Head Torx (1/4-20 x 1/2")
6	800-0055	4	Screw, Hex Head Cap (3/8-16 x 2-1/4")	31	815-0261	2	Screw, Hex Washer Head (1/4-20 x 1/2")
7	503-0183	3	Clamp, Hose (9/16 To 1-1/16")	32	148-0903-02	1	Bracket, Filter Mounting
8	123-1615	1	Tube, Breather	33	148-0898	1	Element, Fuel Filter
9	141-0958	1	Gasket, Carburetor Mounting	34			Hose, Fuel
10			Carburetor (See Separate Page For Components)		503-1483	1	Spec A-L (7.88" Long)
	141-0933	1	Spec A-L		503-1365	1	Begin Spec M (7-1/2" Long)
	146-0748	1	Spec M & Up (LPG Liquid)	35			Elbow, 90° Reducing
11	140-2308	1	Gasket, Air Horn		502-0838	1	7/16 to 1/4"
12	862-0015	2	Nut, Hex (5/16-18)		502-0923-02	1	7/16 to 3/8"
13	815-0591	2	Screw, Hex Washer Head (Special) (Spec A-F)	36	502-0935	1	Elbow, 90°
14	153-0557	1	Bracket, Housing Mounting	37			Bushing, Reducer
15	503-1133	1	Clamp, Breather Tube Hose (.900" Diameter)		502-0927-01	1	(3/8 To 1/4")
16	140-2977	1	Kit, Air Cleaner Housing Assembly (LP) (Includes Adapter & Housing Marked *)		502-0931-02	1	Adapter (3/8")
17			Adapter, Air Cleaner	38	148-0900	1	Spacer, Adapter (3/8") (1-1/4" Long)
	140-2782	1	Spec A-L	39	148-0899	1	Spring, Adapter (3/8")
	140-3093	1	* Begin Spec M	40			Regulator, LP Liquid
18	815-0590	3	Screw, Hex Head Cap (Special)		148-0893	1	Spec A-L
19	140-2379	1	Element, Air Cleaner		541-0532	1	Spec M & Up (LPG Liquid)
20			Housing, Air Cleaner	41	148-0897	1	Washer, Regulator Mounting
	140-1894	1	Spec A-L	42	850-0040	2	Washer, Lock (1/4")
	140-2962	1	* Begin Spec M	43	815-0647	2	Screw, Hex Washer Head (1/4-20x5/8")
21	526-0021	1	Washer, Flat (1/4" Screw)	44	149-2038-01	1	Bracket, Fuel Line
22	800-0017	1	Screw, Hex Head Cap (1/4-20 x 3-1/2")	45	870-0221	1	Nut, Hex (8-32)
23			Elbow,	46	503-1190	1	Clamp, Hose
	502-0965-01	1	Reducing - 45° Bottom Outlet, Exhaust Manifold	47	526-0003	1	Washer, Flat (#8 Screw)
	502-0054	1	Male, 90° - Front Outlet - Exhaust Manifold	48	815-0176	1	Screw, Hex Head Machine (8-32x1/2")
24			Line, Fuel	* - Parts Included in (LP) Air Cleaner Housing Assembly Kit			
	501-0497	1	13.5" Long				
	501-0512	1	15" Long				
	501-0525	1	17.25" Long				

## Carburetor Components Gasoline



REF NO.	PART NO.	QTY USED	PART DESCRIPTION	REF NO.	PART NO.	QTY USED	PART DESCRIPTION
	146-0456	1	Carburetor, Complete Spec A-E	8	146-0457	1	Kit, Repair (Includes Air Horn Gasket, Flange Gasket, Float Chamber Gasket, Float Valve, Idle Adjust Spring, Idle Adjust Screw, Idle Adjust Cap, Power Limiter Cap, Power Jet Assy Gasket, Throttle Stop Spring, Throttle Stop Screw, Throttle Adjust Screw and Throttle Adjust Screw Nut)
	146-0578	1	Begin Spec F	9	146-0587	1	Kit, Conversion Enhancement (For Spec A-E) (See Page 73)
1	146-0590	1	Valve, Vacuum Sustain (Begin Spec F)				
2	146-0452	1	Jet, Power				
3	146-0451	1	Jet, Idle				
4	146-0453	1	Float Package (Includes Float, Pin, Valve and Set Screw)				
5	146-0588	1	Kit, Choke Bimetal (Includes Holder, Thermostat Cover, Set Plate and Case Set Screw)				
6	146-0589	1	Kit, Choke Pulloff (Includes Piston Rod, Link Washer, Snap Pin and Breaker)				
7	146-0593	1	Kit, Choke Shaft (Includes Choke Shaft, Collar, Arm Return Spring, Valve, Set Screw and Lever)				

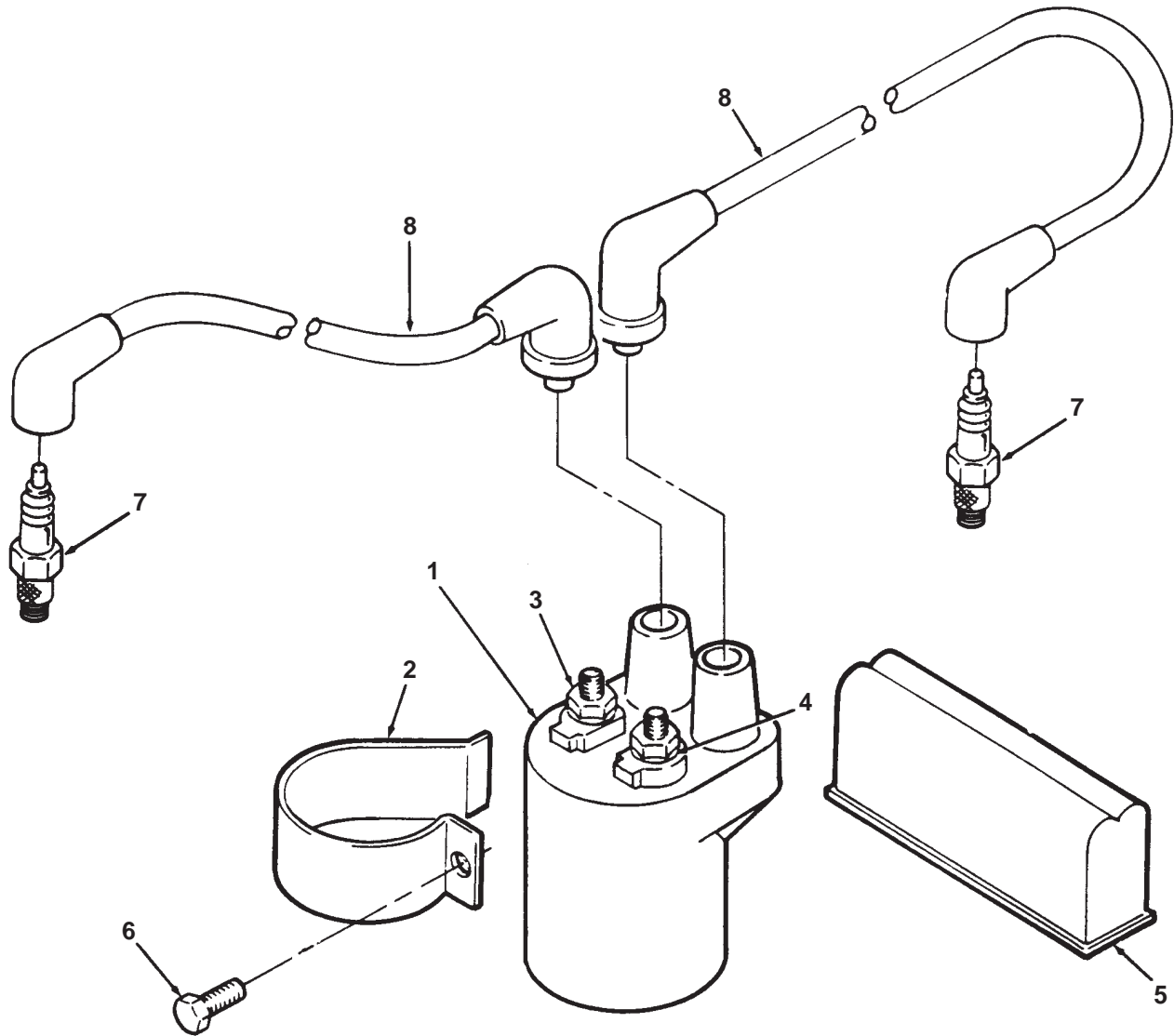
## Carburetor Components LP



REF NO.	PART NO.	QTY USED	PART DESCRIPTION	REF NO.	PART NO.	QTY USED	PART DESCRIPTION
			Carburetor, Complete	8	141-0919	1	Plate, Throttle
	141-0933	1	Spec A-L	9	141-0711	1	Spring, Throttle Stop
	146-0725	1	Spec M & Up (LPG Liquid)	10	141-0700	1	Screw, Throttle Stop
	146-0729	1	Spec M & Up (LPG Vapor)	11	141-0937	1	Screw, Main Jet Adjust
1	141-0736	1	Plug, Bowl	12	141-0939	1	Spring, Main Jet Screw
2	141-0077	1	Washer, Bowl Plug	13	141-0934	1	Needle, Idle Adjust
3	141-0708	1	Bowl, Fuel	14	141-0935	1	Spring, Idle Needle
4	141-0701	1	Gasket, Bowl	15			Tube, Idle (Rubber)
5	141-0936	1	Lever, Throttle Shaft		141-0938	1	Spec A-L
6	141-0924	1	Seal, Rubber Dust		141-0978	1	Begin Spec M
7	141-0906	2	Screw, Round Head with Washer	16	141-0940	1	Seal, Dust

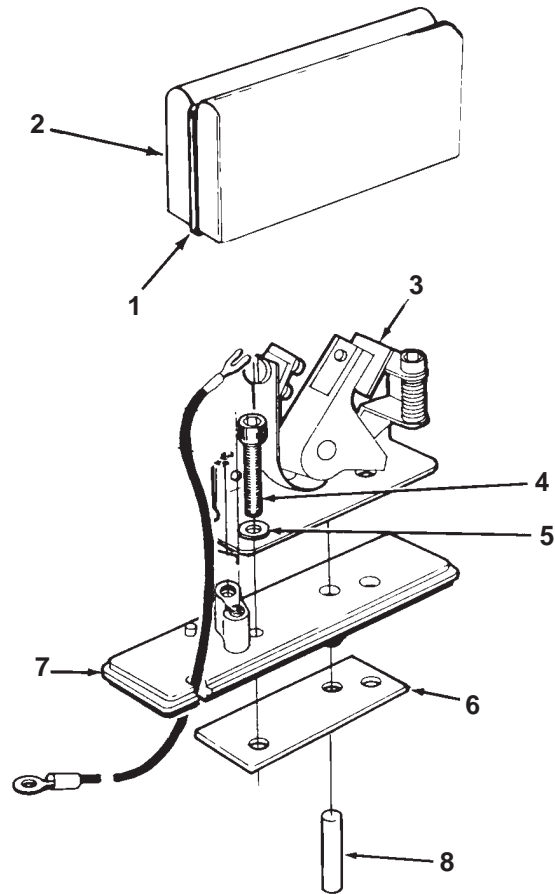


## Ignition System (Spec A, B)



REF NO.	PART NO.	QTY USED	PART DESCRIPTION	REF NO.	PART NO.	QTY USED	PART DESCRIPTION
1	166-0772	1	Coil, Ignition (T1) (Includes Nuts and Washers)	6	815-0340	1	Screw, Hex Washer Head Thread Cutting (1/4-20 x 1/2")
2	166-0747	1	Clamp, Coil	7	167-0272	2	Plug, Spark (E4, E5)
3	166-0771	2	Nut, Hex (8 MM)	8	167-1615-01	1	Cable, Spark Plug 9" Long
4	850-2005	2	Washer, Lock (8 MM)		167-1602	1	27" Long
5	160-1325	1	Box, Breaker (Includes Gasket) (See Separate Page For Components)				

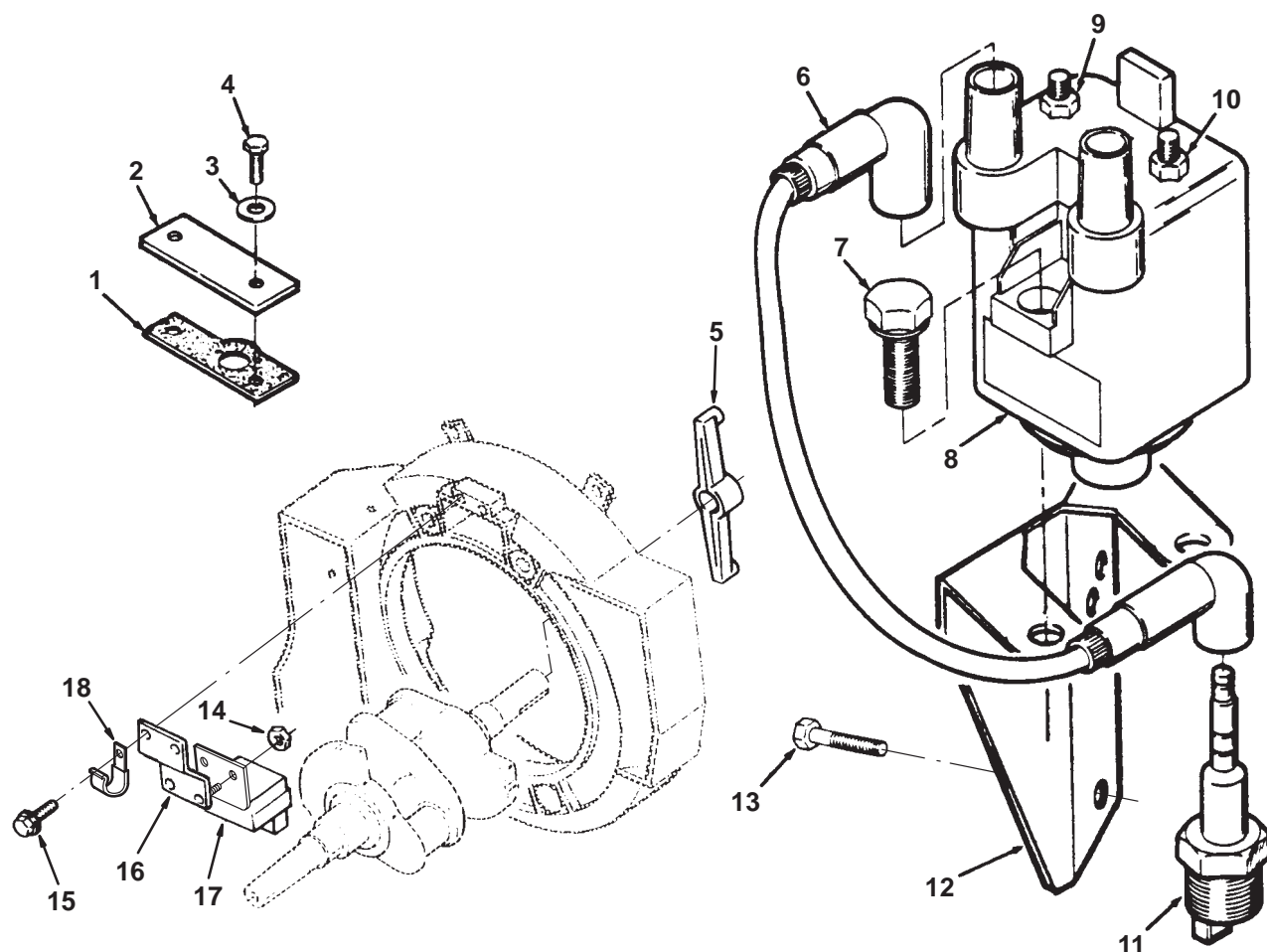
## Breaker Box (Spec A, B)



REF NO.	PART NO.	QTY USED	PART DESCRIPTION	REF NO.	PART NO.	QTY USED	PART DESCRIPTION
	160-1325	1	Box, Breaker (Includes Parts Marked *)	5	850-0038	2	*Washer, Spring Lock (1/4")
1	160-1317	1	*Clip, Breaker Box Cover	6	160-1368	1	*Gasket, Breaker Box
2	160-1316	1	*Cover, Breaker Box	7	160-1314	1	*Base, Breaker Box
3	160-1183	1	*Point, Breaker	8	160-1151	1	Plunger, Breaker Points
4	802-0034	2	*Screw, Socket Head Cap (1/4-20 x 3/4")				

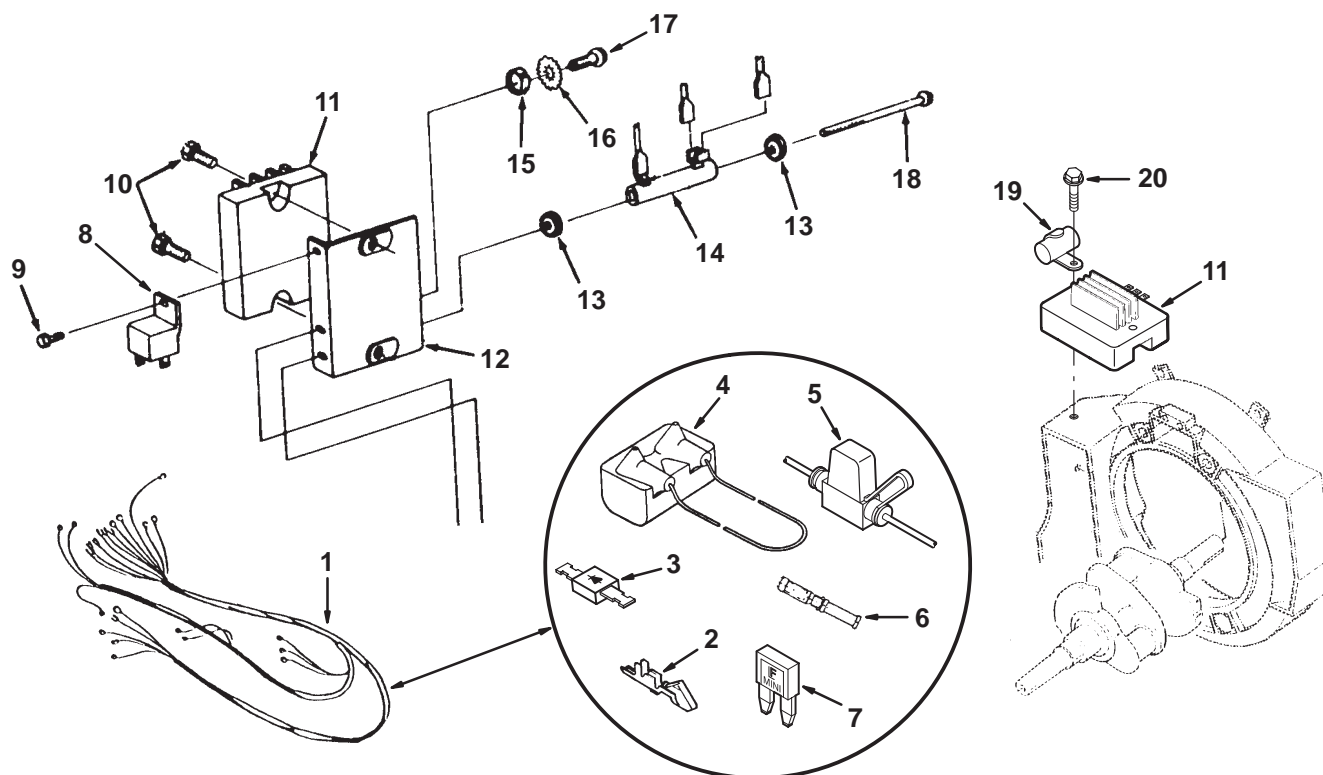
\* - Parts Included in Breaker Box.

# Ignition System Electronic (Begin Spec C)



REF NO.	PART NO.	QTY USED	PART DESCRIPTION	REF NO.	PART NO.	QTY USED	PART DESCRIPTION
1	160-1368	1	Gasket, Plate	10	166-0770	1	Nut, Hex Flange (M4 Positive Terminal)
2	160-1345-01	1	Plate, Ignition Plunger Cover	11	167-0272	2	Plug, Spark
3	740-1004	2	Washer, Flat (M6)	12	166-0789-01	1	Bracket, Ignition Coil
4	800-0004	2	Screw, Hex Head Cap (1/4-20 x 5/8")		166-0747	1	Spec C thru Serial Number G923938483 During Spec F
5	166-0842	1	Rotor Assembly, Ignition (Includes Rotor and Magnet)			1	Begin Serial Number G923938484 During Spec F
6	167-1615-01	1	Cable, Spark Plug 9" - Spec A-G	13	815-0290	2	Screw, Thread Form Hex Washer Head (1/4-20 x 5/8")
	167-1602	1	23" - Spec A-F	14	870-0328	2	Nut, Self-Lock (10-32)
7	815-0650	2	Screw, Hex Washer Head (1/4-20 x 1")	15	815-0770	2	Screw, Hex Washer Head Thread Forming (#10-32 x 1/2")
8			Coil, Battery Ignition (T1) (Includes Nuts)	16	166-0794	1	Bracket, Ignition Control
	166-0761	1	Spec C thru Serial Number G923938483 During Spec F	17	166-0821-01	1	Control, Ignition
	166-0820	1	Begin Serial Number G923938484 During Spec F	18	332-3198	1	Connector
9	166-0771	1	Nut, Hex Flange (M5 Negative Terminal)				

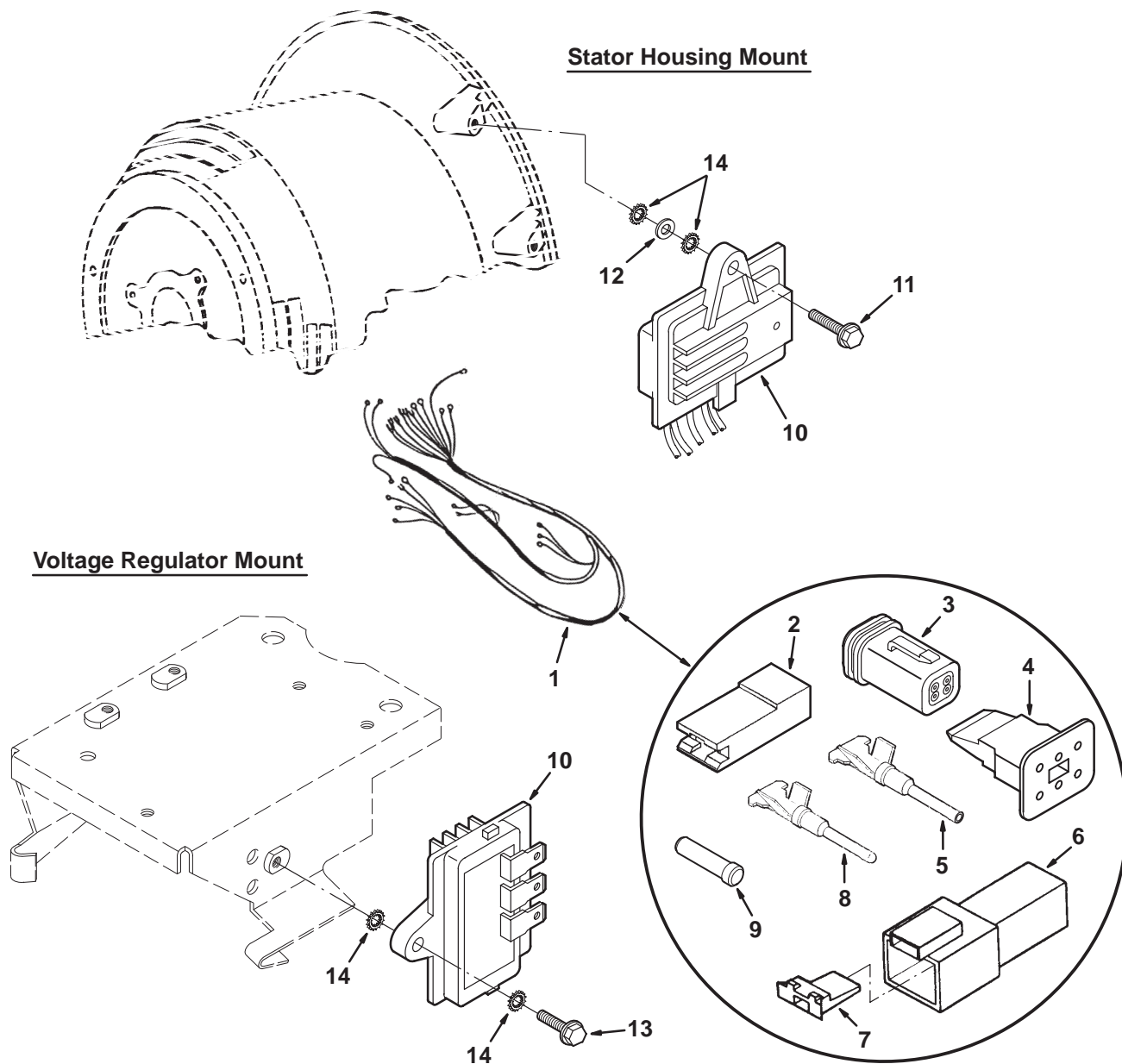
## Battery Charger (Spec A-H)



REF NO.	PART NO.	QTY USED	PART DESCRIPTION	REF NO.	PART NO.	QTY USED	PART DESCRIPTION
1			Harness, Battery Charge (Includes Parts Marked *)	10	821-0012	2	Screw, FlangeLock Head (1/4-20 x 1-1/8")
	338-2318-01	1	Spec A,B Gasoline	11	305-0784	1	Charger, Battery (Spec A-F, H)
	338-2318-02	1	LP	12			Bracket, Battery Regulator Mounting
			Spec C		319-0310-02	1	Spec A-E
	338-2643-01	1	Gasoline		319-1598-02	1	Spec F, Volt Code FA
	338-2643-02	1	LP	13	304-0796	2	Washer, Center - Volt Code FD
			Spec D,E	14	304-0798	1	Resistor, Fuel Pump - Volt Code FD
	338-2776-01	1	Gasoline	15			Washer, Lock (#10)
	338-2776-02	1	LP		850-0030	1	Volt Code FD
			Spec F		850-0030	2	Volt Code FB, FN
	338-2820	1	Gasoline	16	856-0003	1	Washer, EIT Lock (#10)
	338-2816	1	LP	17			Screw, Pan Head (Special)
	338-2917	1	Spec G, H		815-0661	1	Volt Code FD
2	323-1302	3	*Pin, Contact		815-0661	2	Volt Code FB, FN
3	357-0067	1	*Rectifier (CR6)	18	815-0712	1	Screw, Pan Head (Special)
4	320-1658	1	*Breaker, Circuit - 40 Ampere, 6, 12, 24 Volt (CB4)				Volt Code FD
5			*Holder, Fuse	19	312-0256	1	Condenser, Ignition (Spec H)
	321-0322-02	1	Spec F	20	815-0793-07	2	Screw, Hex Flange Head (M5 x 30mm) (Spec H)
	321-0322-03	1	Spec G				
6	323-1486	3	*Socket, Contact				
7	321-0321-06	1	*Fuse, 10 Amp (F2) (Begin F)				
8	307-1886	2	*Relay, Ignition (K5, K6)				
9	821-0004	1	Screw, Flange Lock Head (10-32 x 5/16")				

\* - Parts Included in Battery Charge Wiring Harness.

# **Wiring Harness** **Battery Voltage Regulator** **(Begin Spec J)**

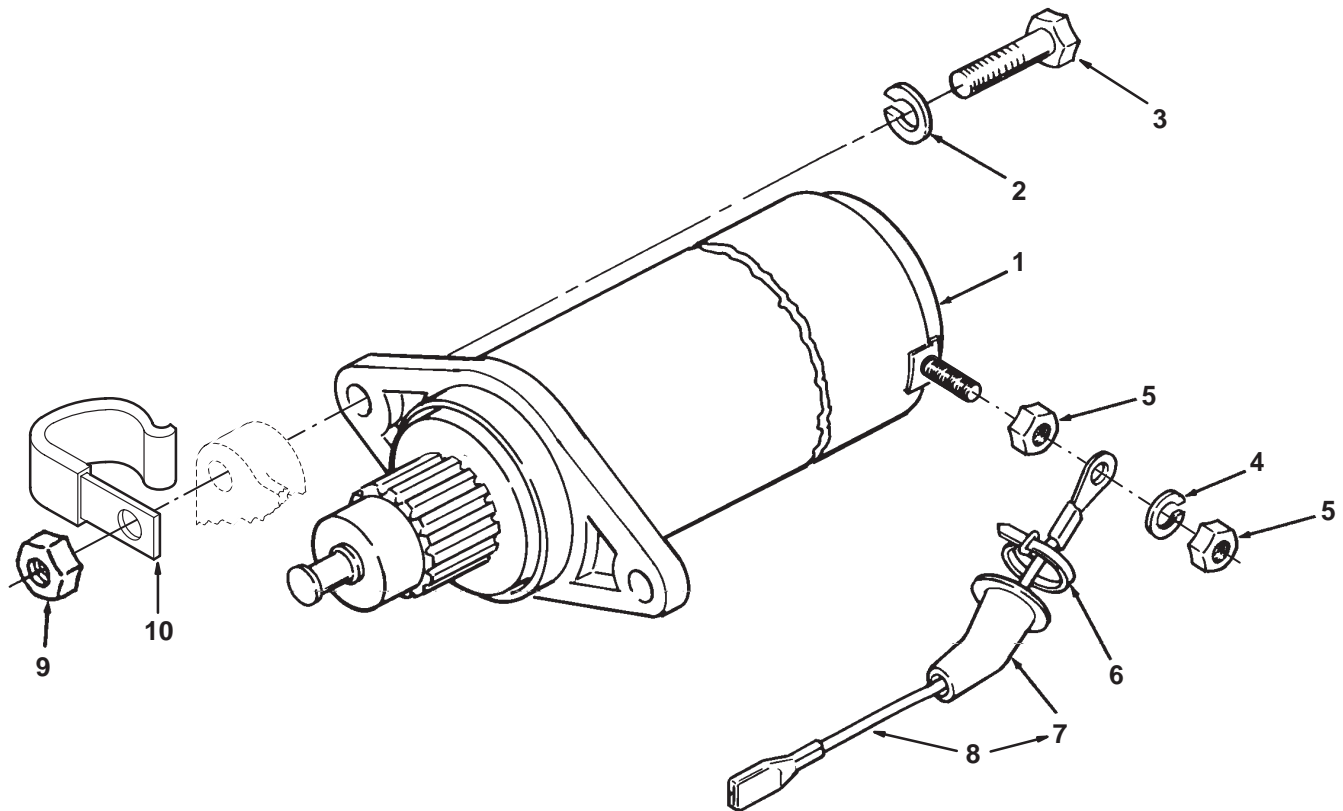


REF NO.	PART NO.	QTY USED	PART DESCRIPTION
1	338-3145	1	Harness, Battery Regulator (Includes Parts Marked +)
2	323-1216	1	+Body, Connector
3	323-1623	1	+Connector, Plug
4	323-1624	1	+Wedge, Plug
5	323-1492	1	+Socket, Terminal
6	323-1505	1	+Connector, Receptacle
7	323-1501	1	+Wedge, Receptacle
8	323-1491	1	+Pin, Terminal
9	323-1591	1	+Plug, Connector

REF NO.	PART NO.	QTY USED	PART DESCRIPTION
10	191-2139	1	+Regulator, Battery (VR2)
11	815-0610	1	Screw, Hex Head Thread Forming (1/4-20 x 1")
12	526-0018	1	Washer, Flat
13	821-0018	1	Screw, Hex Lock (1/4-20 x 5/8")
14	856-0006	2	Washer, EIT (1/4)

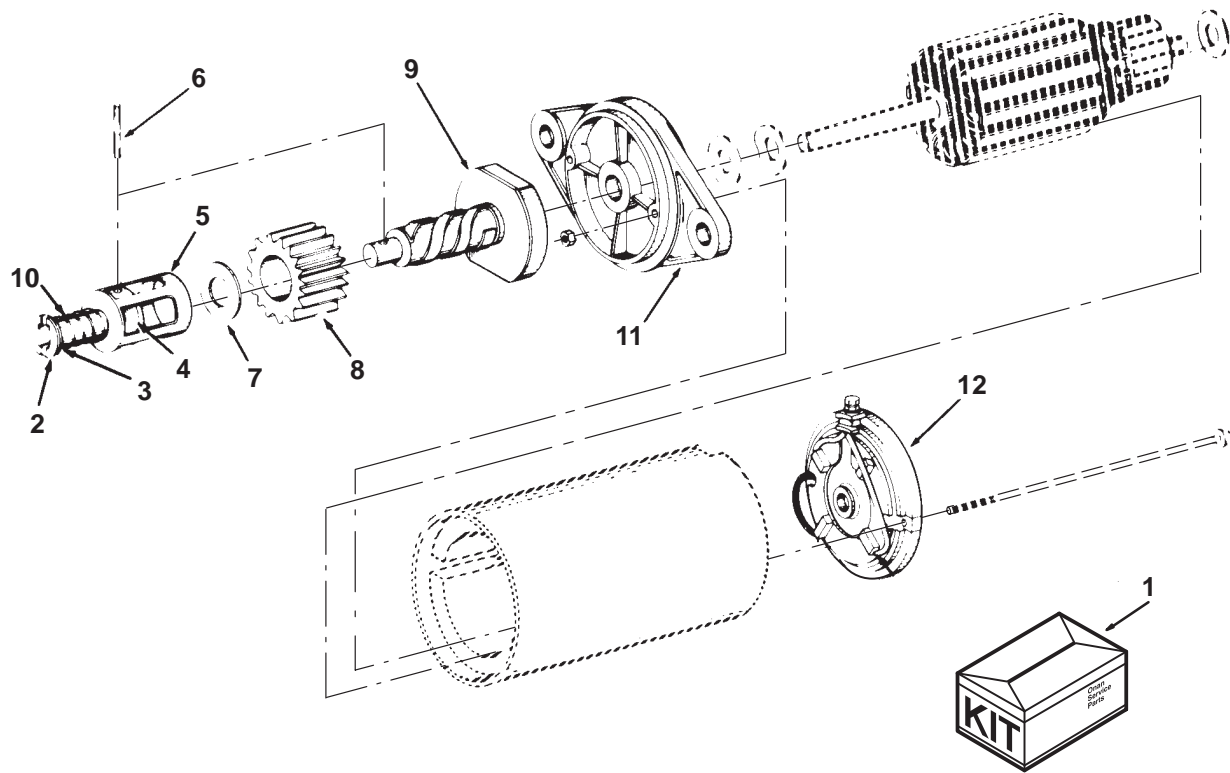
+ - Parts Included in Battery Regulator Harness.

## Starter



REF NO.	PART NO.	QTY USED	PART DESCRIPTION	REF NO.	PART NO.	QTY USED	PART DESCRIPTION
1			Starter (B1)	4	850-0040	1	Washer, Lock (1/4")
	191-1630	1	Spec A-G (See Separate Page for Components)	5	862-0001	2	Nut, Hex (1/4-20)
	191-2122	1	Spec H (Components Not Available at Time of Print)	6	332-0942	1	Tie, Cable
	191-1949-09	1	Begin Spec J (Components Not Available at Time of Print)	7	122-0345	1	Tube
2			Washer, Lock (3/8")	8	226-3457	1	Lead, Starter (Includes Tube)
	850-0050	2	Spec A-H	9			Nut, Hex (3/8-16)
	850-0114-07	2	Begin Spec J		862-0003	2	Spec A-H
3			Screw, Hex Head Cap (Special)		862-0041	2	Begin Spec J
	800-0052	2	Spec A-H	10	332-3359	1	Clip, Harness
	800-0312	2	Begin Spec J				

## Starter Components For Starter – 191–1630 (B1)

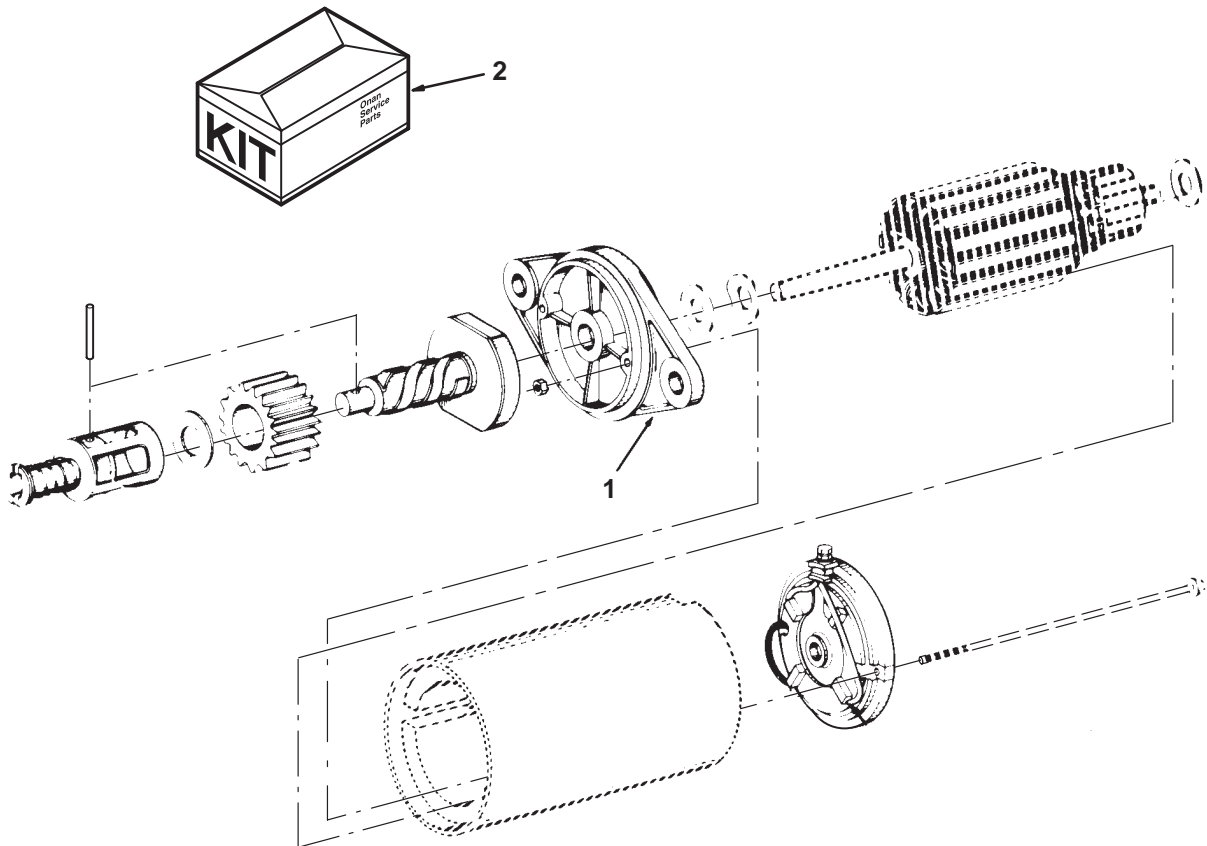


REF NO.	PART NO.	QTY USED	PART DESCRIPTION	REF NO.	PART NO.	QTY USED	PART DESCRIPTION
1	191-2129	1	Kit, Starter Drive (Includes Parts Marked *)	8	191-1819	1	*Gear, Starter
2	191-1821	1	*Retainer, Spring	9	191-1784	1	*Clutch and Spline
3	191-1822	1	*Washer, Pinion	10	191-1820	1	*Spring, Pinion
4	191-1818	1	*Retainer, Clutch	11	191-1776	1	Cap, Drive End
5	191-1817	1	*Cover, Spring	12	191-1781	1	Cap, End
6	191-1786	1	*Pin, Roll				
7	191-1785	1	*Washer, Drive				

\* – Parts Included in Starter



# **Starter Components** **For Starters – 191–2132 & 191–2158**



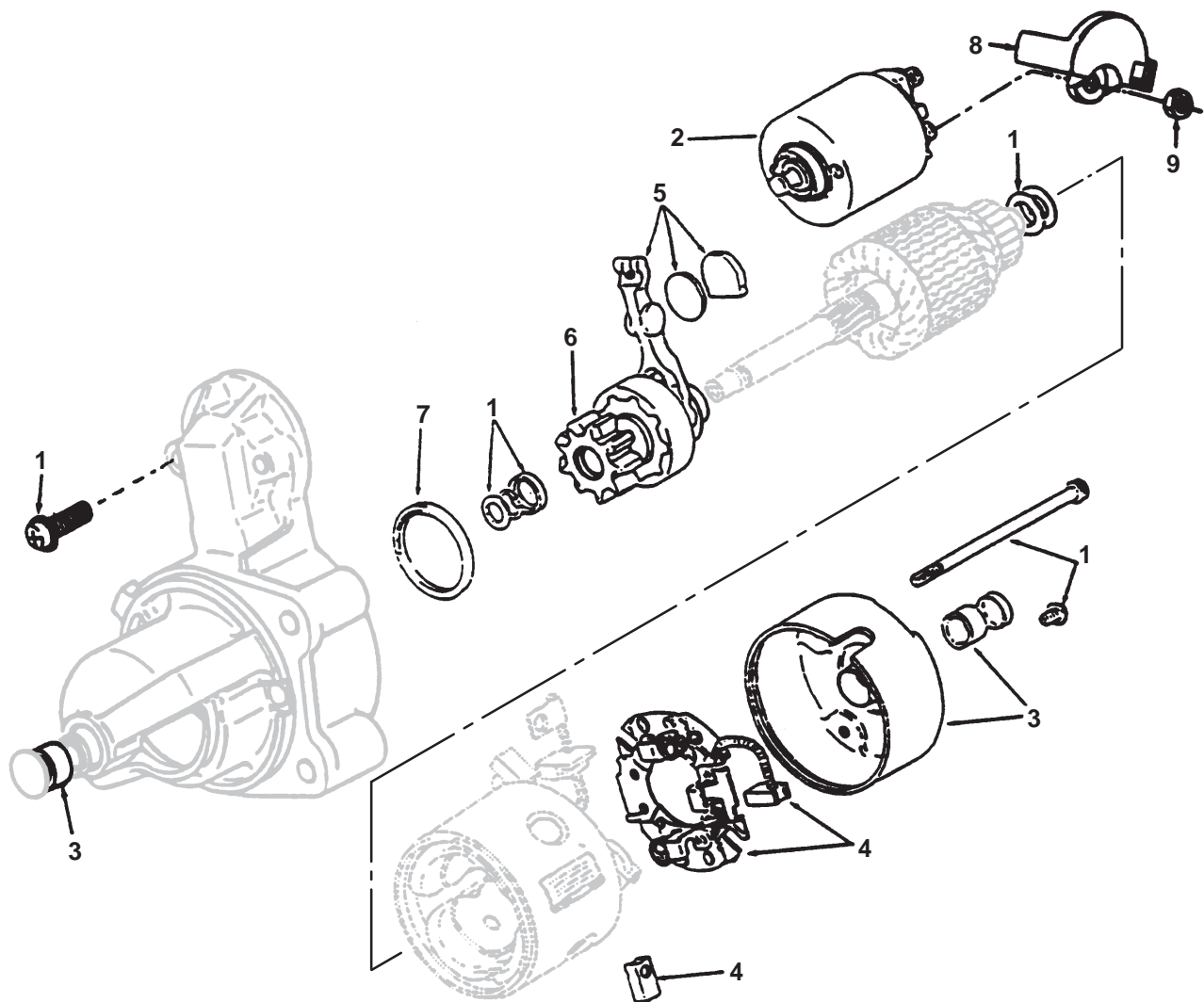
REF NO.	PART NO.	QTY USED	PART DESCRIPTION
1	191–2186	1	Cap, Drive
2	191–2187	1	Kit Assembly, Drive (Includes Washers, Retainers, Spring, Cover, Roll Pin, Pinion Gear, and Drive Clutch)

**#Starter Components  
For Starter – 191–2122**

REF NO.	PART NO.	QTY USED	PART DESCRIPTION
1	191–1359	1	Service Package, Starter (Includes Parts Marked *)
	191–1034	1	*Cover, Dust
	191–1035	1	*Spring, Anti Drift
	191–1045	1	*Nut, Stop
	191–1046	1	*Washer, Stop Nut
	191–1047	1	*Spacer, Dust Cover
2	191–2198–02	1	Drive Pinion Assembly
3	191–1156	1	Drive Assembly

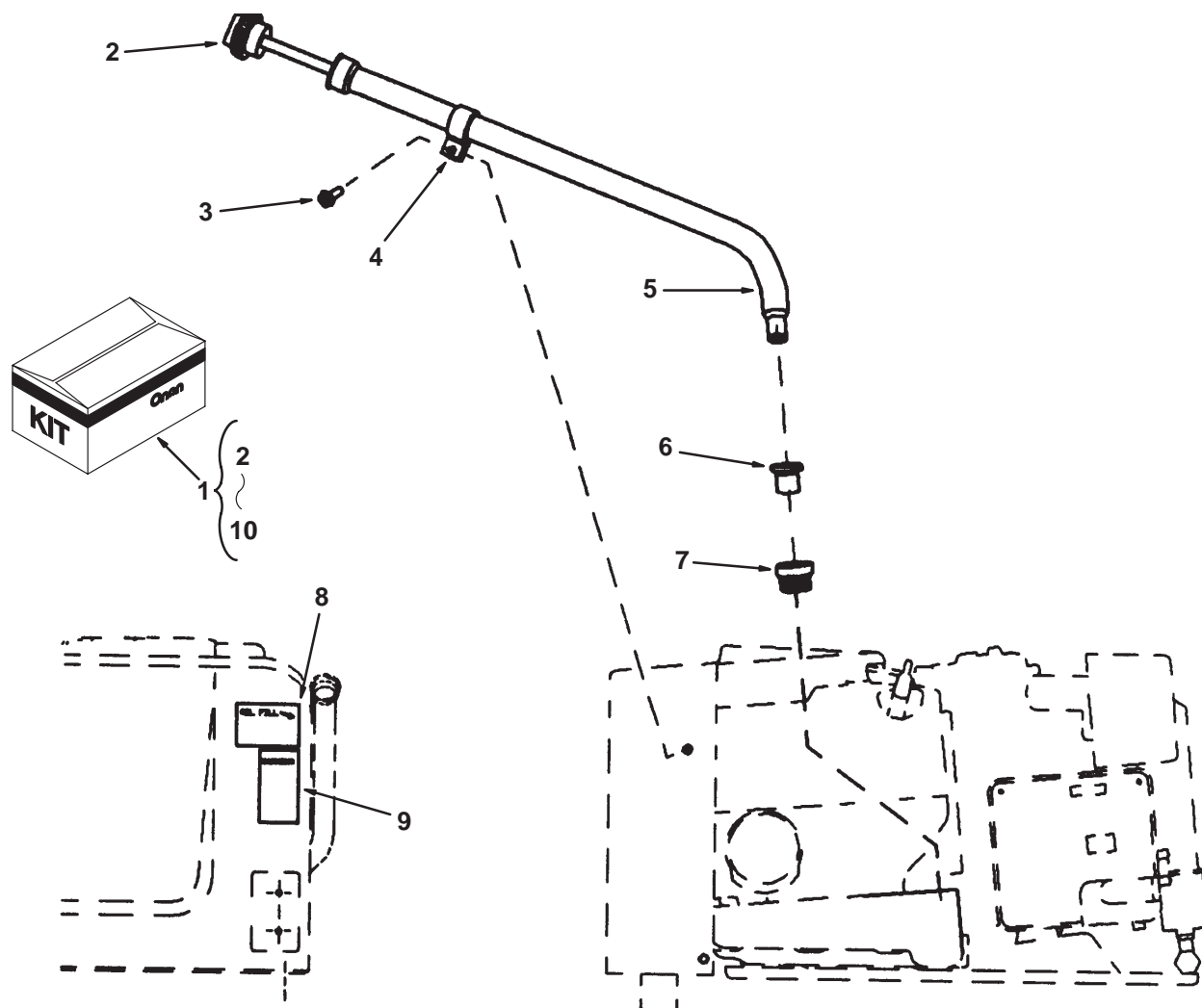
# – Illustration Not Available At Time Of Printing.

# **Starter Components** **For Starter – 191–1949–09**



REF NO.	PART NO.	QTY USED	PART DESCRIPTION	REF NO.	PART NO.	QTY USED	PART DESCRIPTION
1	191–1954	1	Kit, Hardware (Includes Two Solenoid Mounting Screws, Two Thru Bolts, Armature Shims, Pinion Stop Collar, Retaining Ring & Solenoid Terminal Nuts)	5	191–1766	1	Kit, Shift Lever (Includes Lever, Wear Plate, Rubber Plug and Grease)
2	191–1956	1	Kit, Solenoid (Includes Solenoid & Spring Plunger)	6	191–1953	1	Kit, Drive (Includes Pinion Gear and Drive Assembly)
3	191–1931	1	Kit, Bushing (Includes Rear Cap With Bushing & Front Bushing)	7	191–1955	1	Kit, Dust Seal (Includes ID & OD Pinion Seals)
4	191–1951	1	Kit, Brush (Includes Two Negative and Two Positive Brushes & Brush Holder)	8	191–1947	1	Cap, Solenoid
				9	750–1006	1	Nut, Hex Grounding (M8)
				10	191–2199–01	1	Solenoid (Not Shown)
				11	191–2199–02	1	Kit, Brush Holder Assembly (Not Shown)

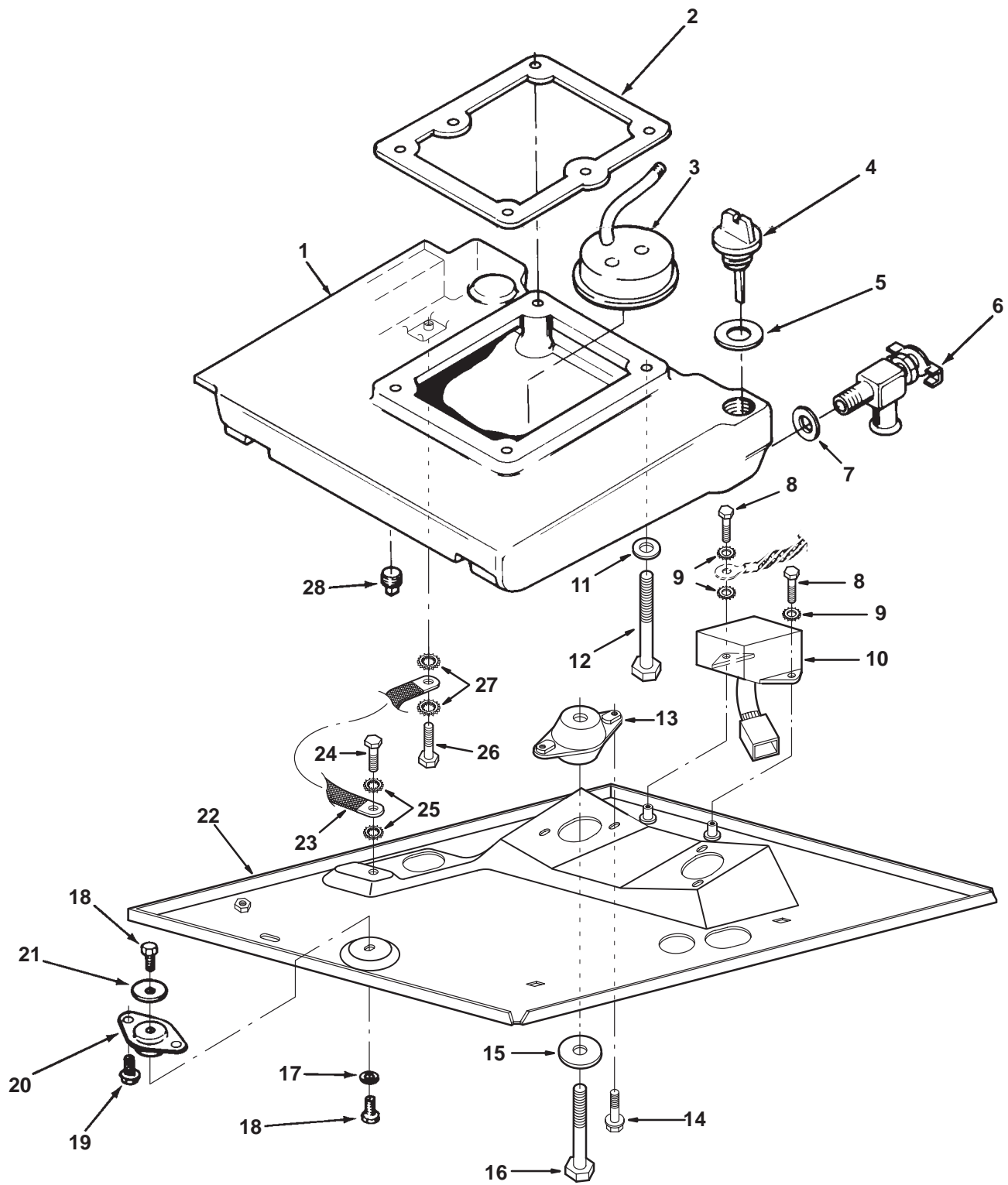
## Oil Fill Tube



REF NO.	PART NO.	QTY USED	PART DESCRIPTION	REF NO.	PART NO.	QTY USED	PART DESCRIPTION
1	541-0456	1	Kit, Oil Fill Tube (Includes All Parts Listed on This Page)	6	509-0269	1	Seal, Oil Fill Tube
2	123-2000	1	Indicator & Cap Assembly	7	123-2001	1	Adapter, Assembly
3	815-0261	1	Screw (1/4-20 x 1/2)	8	98-6618-01	1	Label, Oil Capacity
4	332-3213	1	Clamp, Coated	9	98-5755	1	Label, Warning
5	123-1997-50	1	Tube, Oil Fill	10	G-189	1	Sheet, Instruction (Not Shown)



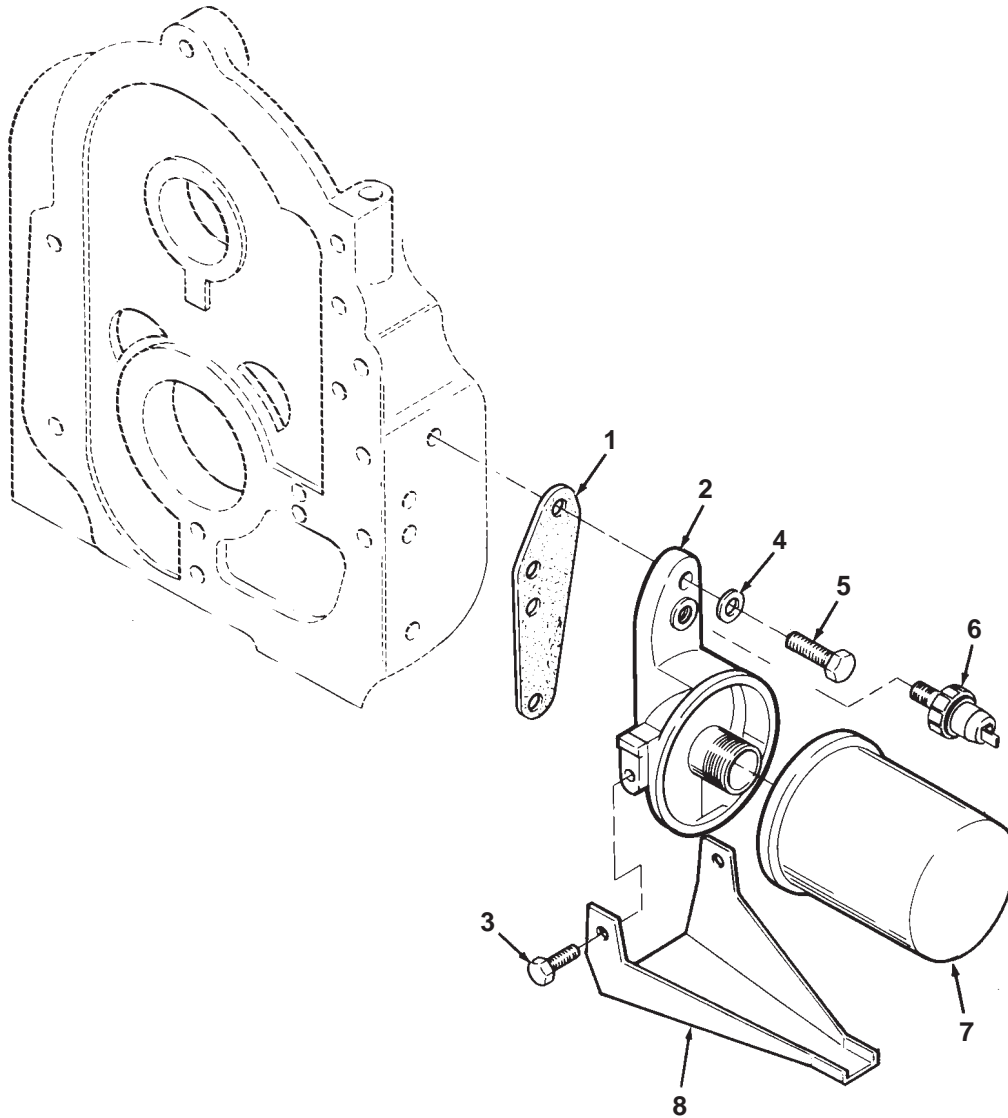
# Oil Base



## Oil Base

REF NO.	PART NO.	QTY USED	PART DESCRIPTION	REF NO.	PART NO.	QTY USED	PART DESCRIPTION
1	102-1286	1	Base, 4 Quart Oil	14	821-0010	4	Screw, Hex Washer Head Self-Locking (1/4-20x1/2")
2	102-1387	1	Gasket, Oil Base	15	526-0325	2	Washer, Flat (3/8" Screw) (Special)
3	123-1616	1	Cup, Oil Pump Intake (Includes Pipe and Cup)	16	815-0598	2	Screw, Hex Head Thread Form (Special)
4	123-1961	1	Cap, Oil Fill	17	526-0014	1	Washer, Flat (3/8" Screw)
5			O'Ring, Oil Fill Cap	18	821-0031	2	Screw, Hex Washer Head Self Locking (3/8-16 x 3/4")
	509-0096	1	Spec A-E	19	821-0016	2	Screw, Hex Washer Head Self Locking (5/16-18 x 3/4")
	509-0294	1	Begin Spec F (3.5 Qt)	20	402-0549	1	Isolator, Engine End Vibration
6	504-0150	1	Valve, Oil Base Shutoff Rear Drain, (Above Floor Model)	21	526-0324	1	Washer, Flat (5/16" Screw)
7	102-0743	1	Gasket, Oil Drain Plug	22			Pan, Drip
8	800-0004	2	Screw, Hex Head Cap (1/4-20 x 5/8")		403-2218-01	1	Spec A-H
9	853-0013	3	Washer, ET		403-2218-02	1	Begin Spec J
10			Regulator, Voltage (Begin Spec J) (Transformer)	23	337-2311	1	Strap, Bond
	305-0911	1	Volt Code FB	24	815-0236	1	Screw, Thread Cutting (5/16-18)
	305-0922	1	Volt Code FN	25	856-0008	2	Washer, EIT
	315-0754	1	Volt Code FC, FD, FT (3 Phase)	26	800-0048	1	Screw (3/8-16 x .75)
11	526-0251	4	Washer, Flat (3/8" Screw)	27	856-0010	2	Washer, EIT
12	800-0058	4	Screw, Hex Head Cap (3/8-16 x 3")	28			Plug, Oil Drain
13			Isolator, Generator End Vibration		102-0938	1	Rear Drain, Bottom Drain Oil Base (1/2")
			Spec A-C		505-0266	1	Square Head, Countersunk (3/8" Pipe)
	402-0597	2	Top Half				
	402-0547	2	Bottom Half				
	402-0602	2	Begin Spec D				

## Oil Filter



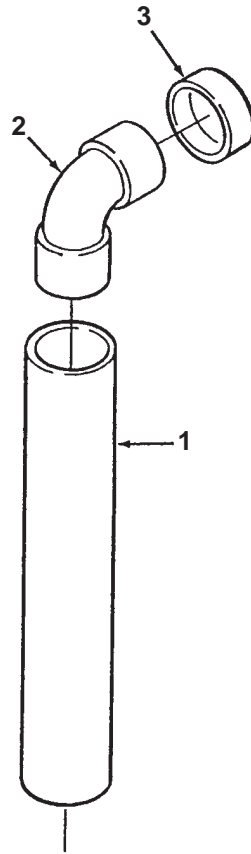
REF NO.	PART NO.	QTY USED	PART DESCRIPTION
1	122-0771	1	Gasket, Oil Filter Adapter
2	122-0814	1	Adapter, Oil Filter (Includes Screws)
3	815-0340	2	*Screw, Thread Forming Hex Washer Head Cap (#10-32 x 3/8")
4	526-0065	2	Washer, Copper Flat (5/16" Screw)

REF NO.	PART NO.	QTY USED	PART DESCRIPTION
5	800-0028	2	Screw, Hex Head Cap (5/16-18 x 1")
6	309-0322	1	Switch, Low Oil Pressure (S2)
7	122-0800	1	Filter, Spin-On Oil
8	122-0352-50	1	Drain, Oil Filter

\* - Parts Included in Oil Filter Adapter

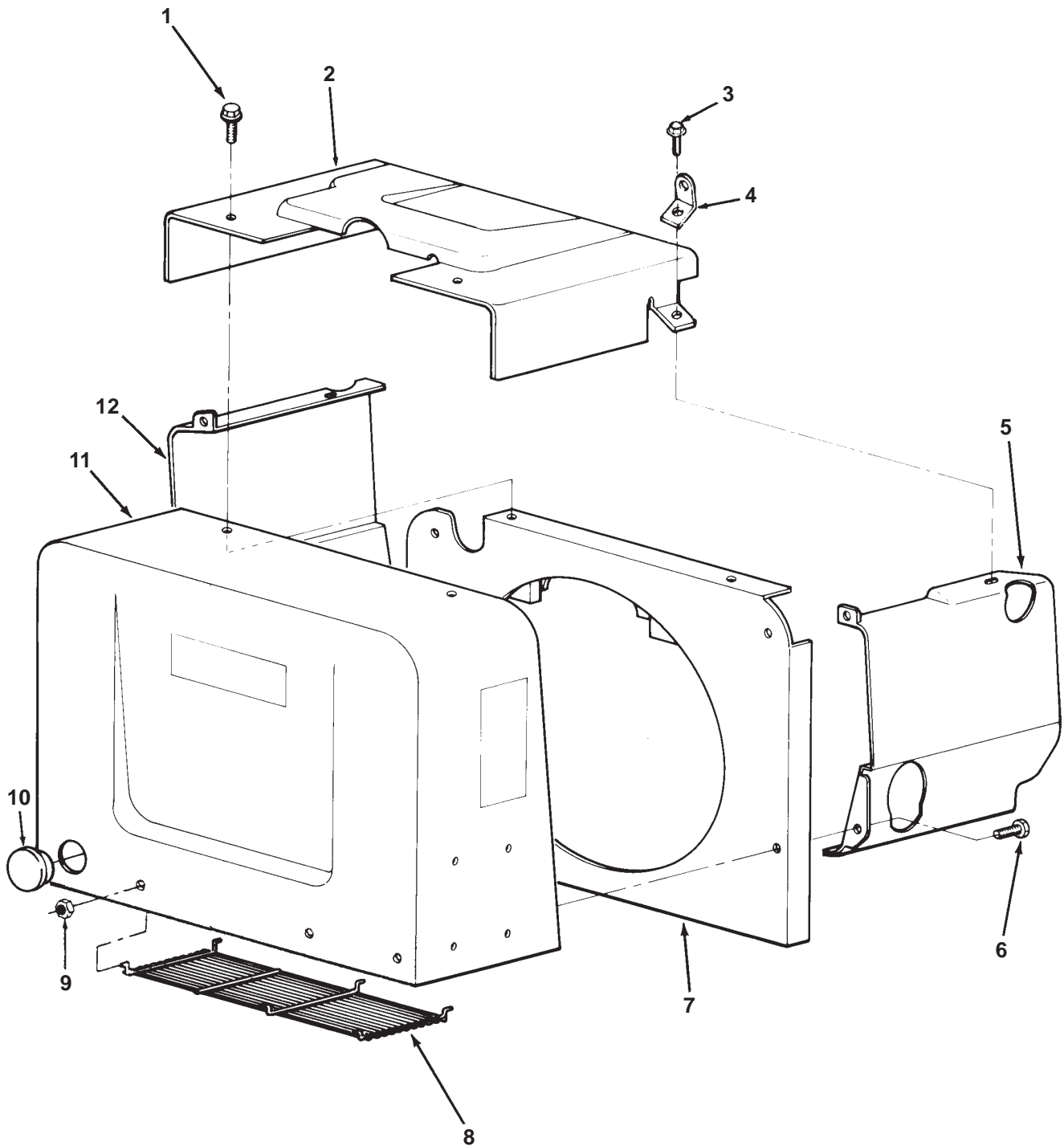


## Breather Tube Bypass (Cold Weather Use)



REF NO.	PART NO.	QTY USED	PART DESCRIPTION
1	503-1551	1	Tube, Breather
2	502-1026	1	Elbow, 90°
3	517-0260	1	Plug, Cap

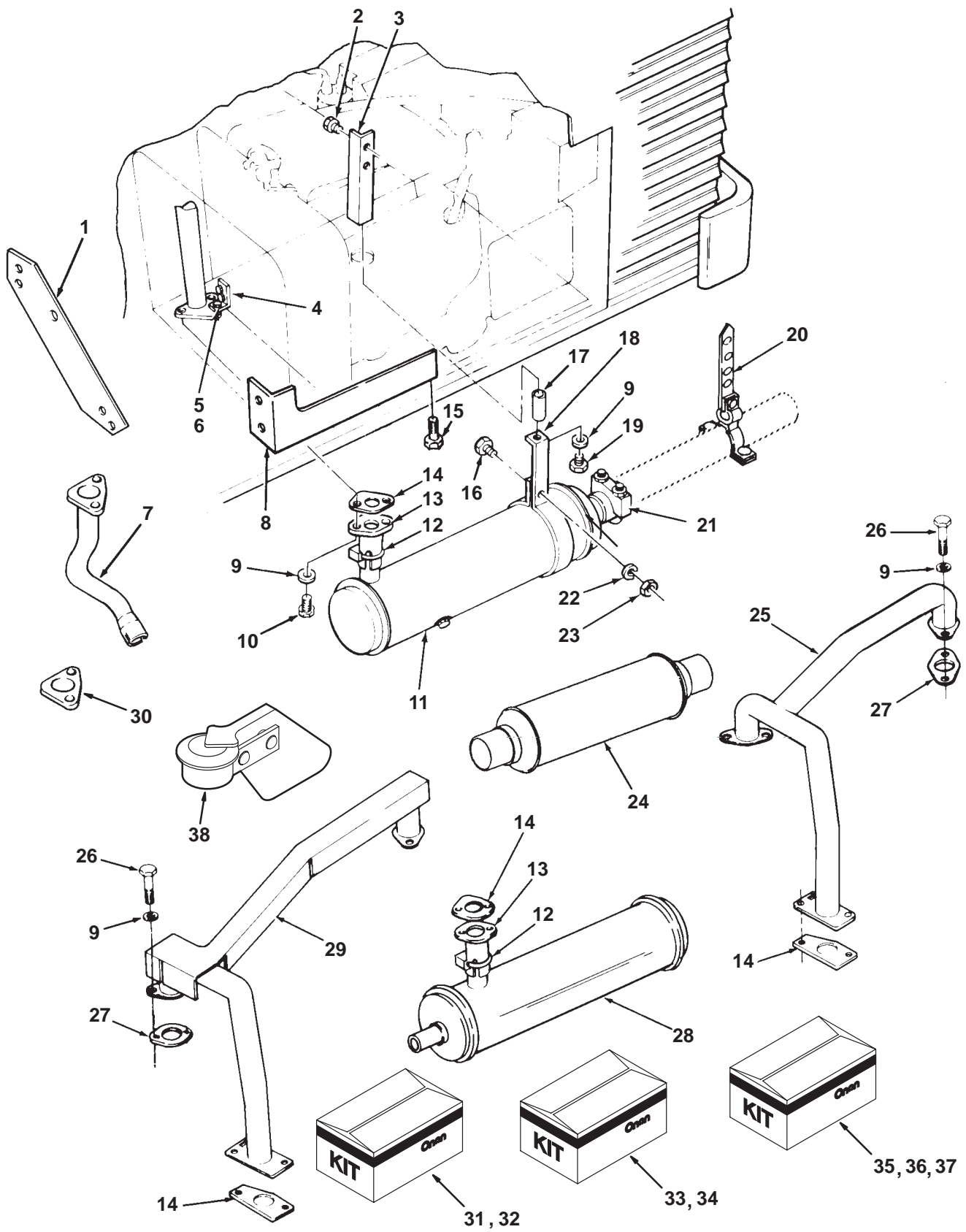
## Air Cylinder Housing



## Air Cylinder Housing

REF NO.	PART NO.	QTY USED	PART DESCRIPTION	REF NO.	PART NO.	QTY USED	PART DESCRIPTION
1			Screw, Hex Washer Head Self-locking	6	815-0261	5	Screw, Hex Head Tapping (1/4-20 x 1/2")
	821-0009	10	Gasoline and LP Vapor (1/4-20 x 3/8")	7	134-4386-50	1	Backplate, Scroll
	821-0010	6	LP Liquid (1/4-20 x 1/2")	8	134-4384	1	Guard, Scroll
2			Shield, Noise (Gasoline Only)	9	870-0415	6	Nut, Self-Tapping (1/8")
	155-2580	1	Spec A-C	10	517-0283	1	Plug, Dot Button
	155-2545-51	1	Begin Spec D	11			Scroll (Includes Baffle)
3	815-0759	2	Screw, Hex Head Flanged Tapping (5/16-18 x 1")		134-4503-71	1	Spec A-H
4	403-1523-01	2	Bracket, Lifting		134-5051	1	Begin Spec J
5			Housing, Right Air Cylinder	12			Housing, Left Air Cylinder
	134-4381-70	1	Spec A-H (Onan Green)		134-4382-70	1	Spec A-H
	134-4381-01	1	Begin Spec J (Premium Green)		134-4382-01	1	Begin Spec J

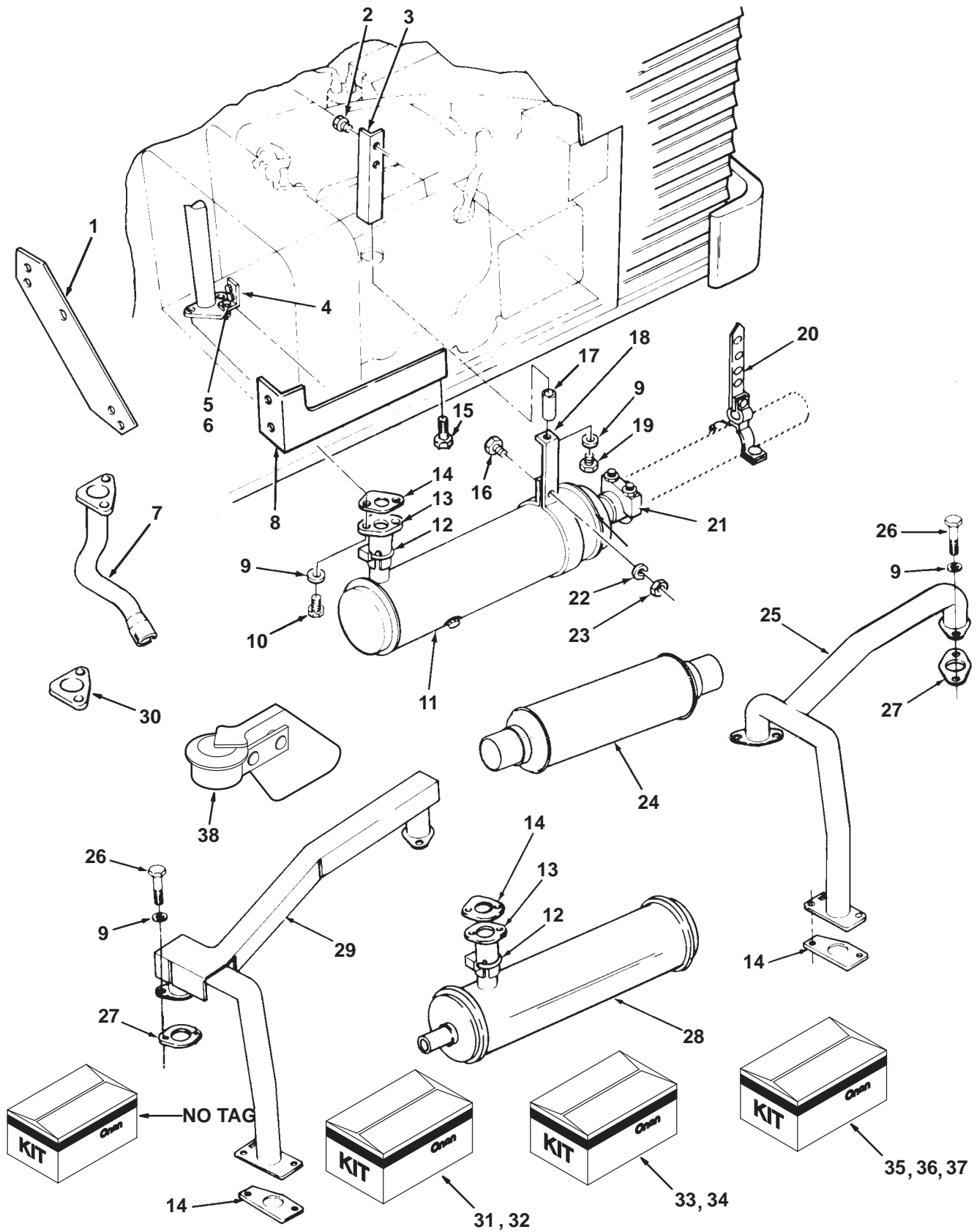
## Exhaust System Above Floor Models



## Exhaust System Above Floor Models

REF NO.	PART NO.	QTY USED	PART DESCRIPTION	REF NO.	PART NO.	QTY USED	PART DESCRIPTION
1	154-2663	1	Bracket, Exhaust (Use With 154-2662 Tube)	20	155-2174	1	Hanger, Exhaust
2			Screw, Hex Washer Head Spec A,B (1/4-20 x 1/2")	21	155-1015	1	Clamp, Muffler (1-1/2")
	815-0261	2	Begin Spec C (1/4-20 x 5/8")	22	740-1004	1	Washer, Flat (M6)
	815-0290	2		23	870-0212	1	Nut, Self-Lock (1/4-20)
3			Bracket, Gasoline Muffler Spec A-C, Painted Green	24	155-2449	1	Resonator, Exhaust - Gasoline Only
	155-2084	1	Begin Spec D - Black Primer	25	154-2541	1	Manifold, Gasoline & LP Vapor Exhaust
	155-2492-02	1		26			Screw (5/16-18 x 1")
4	154-2538	1	Bracket, Exhaust Flange		800-0512	4	Hex Head Cap - LP Liquid
5	800-0005	1	Screw, Hex Head Cap (1/4-20 x 3/4")		802-0055	4	Allen Head - Gasoline and LP Vapor
6	526-0018	1	Washer, Flat (1/4" Screw)	27	154-2747	2	Gasket, Exhaust Manifold
7			Tube, Exhaust Spec A-L (11" Long) (Use With 154-2663 Bracket)	28	155-1485	1	Muffler, Spark Arrestor End Outlet, Side Inlet Near Outlet
	154-3069	1	Begin Spec M	29	154-2638	1	Manifold, LP Liquid Exhaust (Includes Fuel Line and Heat Shield)
8	155-2049-02	1	Bracket, Exhaust	30	154-2537	1	Flange, Exhaust Manifold
9	740-1006	7	Washer, Flat (M8)	31			Kit, Exhaust Accessory (See Last 2 Pages for Components)
10	800-0730	2	Screw, Hex Head Cap (5/16-18 x 1")		542-0332	1	Spec C-F
11			Muffler		542-0497	1	Spec A-D
	155-1258	1	End Outlet, Side Inlet, with Spark Arrestor		542-0495	1	Spec J and Up
	155-2588	1	Side Inlet - End Outlet (without Spark Arrestor)	32			Kit, Vertical Exhaust (All Specs) (Includes Parts Marked ~)
12	155-1239	1	Clamp, Muffler (1-5/8")		542-0335	1	(Includes Parts Marked @)
13			Adapter, Exhaust 4.25" Long		542-0341	1	~ Exhaust Assembly
	154-2540	1	6.25" Long		154-2981	1	@ Exhaust Assembly
	154-2683	1	8" Long		154-2983	1	@ ~ Clamp, Muffler
14			Gasket, Exhaust		155-1256	1	~ Screw, Lock Head Flange (5/16-18 x 3/4")
	154-2800	1	Use With Flange Type Exhaust Adapter		821-0016	1	@ Screw, Lock Head Flange (1/4-20 x 5/8")
	154-2542	1	Use With 154-2540 Exhaust Adapter		154-2542	1	@ ~ Gasket, Exhaust Manifold
15	821-0029	2	Screw, Hex Washer Head Self-Lock (3/8-16 x 3/4")		154-2539	1	@ ~ Tube, Exhaust
16	800-0007	1	Screw, Hex Head Cap (1/4-20 x 1")		155-2164	1	~ Muffler, Spark Arrestor
17	370-4027	1	Spacer, Muffler - 2" Long (Used Only on RV with 6-1/4" Long Exhaust Adapter and Muffler without Spark Arrestor)		155-2085	1	@ Muffler, Spark Arrestor
			Strap, Muffler		800-0730	2	@ ~ Screw, Hex Head Crescent Cap (5/16-18 x 1")
18			5.77" Long - Gasoline		850-0045	2	@ ~ Washer, Lock (5/16)
	155-2025-02	1	6.69" Long - LP		800-0004	2	@ ~ Screw, Hex Head Cap (1/4-20 x 5/8")
	155-2026-02	1	5.03 ID - 8.65" Long - Use with Muffler without Spark Arrestor		850-0040	2	@ ~ Washer, Lock (1/4)
	155-2589	1			526-0130	2	@ ~ Washer, Flat
19			Screw, Hex Head Cap Use Without Spacer (5/16-18 x 3/4")				
	800-0026	1	Use With Spacer (5/16-18 x 2-3/4")				
	800-0036	1					

## Exhaust System Above Floor Models

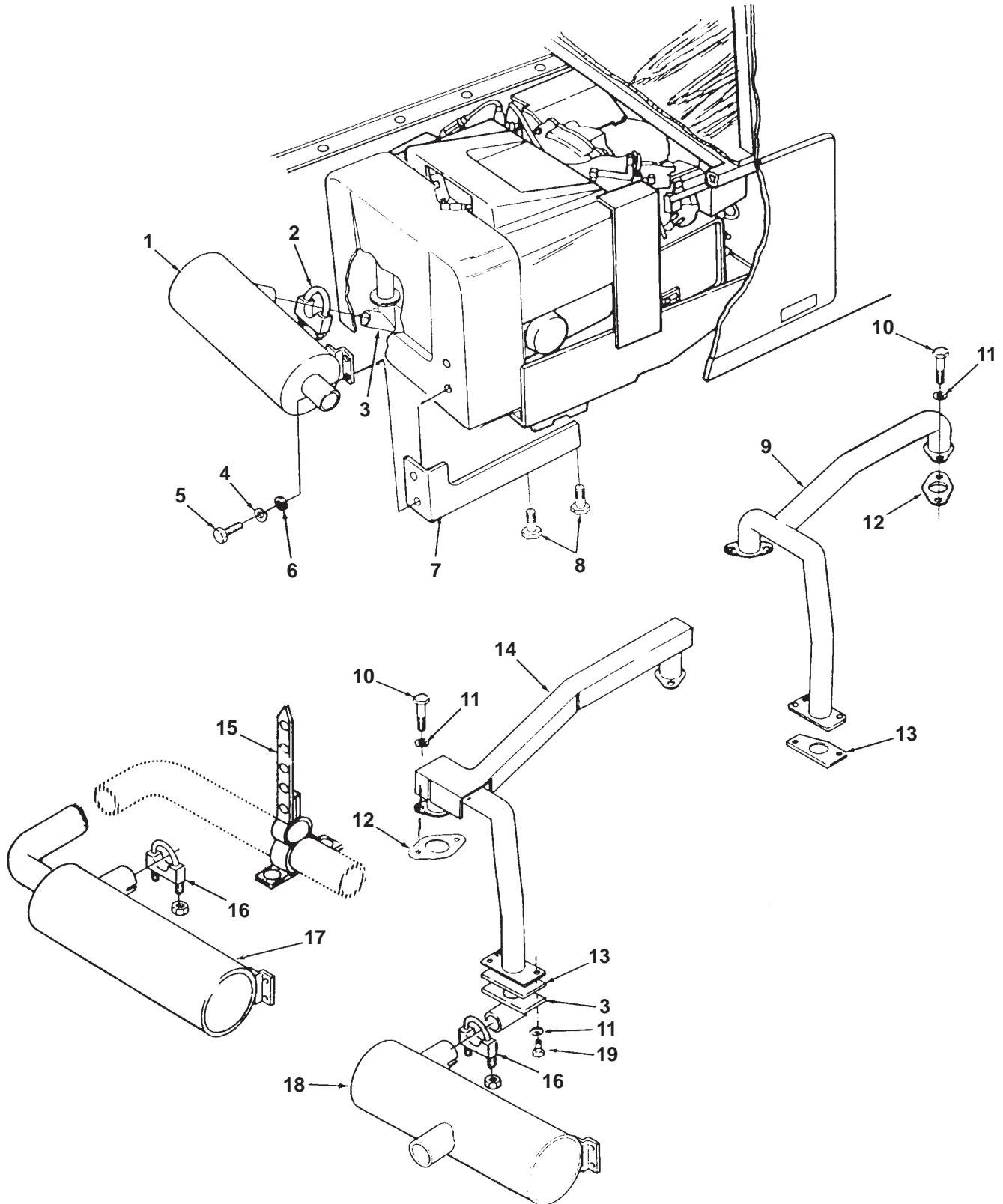


## Exhaust System Above Floor Models

REF NO.	PART NO.	QTY USED	PART DESCRIPTION	REF NO.	PART NO.	QTY USED	PART DESCRIPTION
33	542-0265	1	Kit, Accessory (Includes Parts Marked ^)	542-0469	1	Includes Parts Marked >	
	A-0309	1	^Sheet, Instruction	542-0470	1	Includes Parts Marked ‘	
	155-3259	1	^Muffler, Spark Arrestor	A-0309	1	>‘Sheet, Instruction	
	155-1256	1	^Clamp, Muffler	155-2085	1	>Muffler, Spark Arrestor	
	154-2542	1	^Gasket, Exhaust Manifold	155-2086	1	‘Muffler, Spark Arrestor	
	154-2539	1	^Tube, Exhaust	155-1256	1	>‘Clamp, Muffler	
	526-0130	2	^Washer, Flat	154-2542	1	>‘Gasket, Exhaust Manifold	
	800-0004	2	^Screw, Hex Head Cap	154-2539	1	>‘Tube, Exhaust	
	800-0730	2	^Screw, Hex Head Crescent Cap	526-0130	2	>‘Washer, Flat (Muffler)	
	850-0040	2	^Washer, Lock	800-0004	2	>‘Screw, Hex Head Cap (1/4-20 x 5/8")	
	850-0045	2	^Washer, Lock	800-0730	2	>‘Screw, Hex Head Crescent Cap (5/16-18 x 1")	
	332-2112	1	^Insulator, Terminal				
34	542-0351	1	Kit, Accessory (Includes Parts Marked &)	850-0040	2	>‘Washer, Lock (1/4")	
	G-196	1	&Sheet, Instruction	850-0045	2	>‘Washer, Lock (5/16")	
	154-3069	1	&Tube, Exhaust	332-2112	1	>‘Insulator, Terminal	
				37	542-0482		Kit, RV Accessory (Includes Parts Marked =)
	154-2542	1	&Gasket, Exhaust Manifold	A-0309	1	=Sheet, Instruction	
	155-1015	1	&Clamp, Muffler	155-2164	1	=Muffler, Spark Arrestor	
	155-1239	1	&Clamp, Muffler	155-1256	1	=Clamp, Muffler	
	155-1258	1	&Muffler, Spark Arrestor	154-2542	1	=Gasket, Exhaust Manifold	
	155-1234	1	&Hanger, Exhaust	154-2539	1	=Tube, Exhaust	
	418-0014	1	&Carton	526-0130	2	=Washer, Flat (Muffler)	
	526-0122	2	&Washer, Flat Special	800-0004	2	=Screw, Hex Head Cap (1/4-20 x 5/8")	
	800-0730	2	&Screw	800-0730	2	=Screw, Hex Head Crescent Cap (5/16-18 x 1")	
35			Kit, Accessory	850-0040	2	=Washer, Lock (1/4")	
	542-0328	1	Spec A (Includes Parts Marked #)	850-0045	2	=Washer, Lock (5/16")	
	542-0338	1	Spec J (Includes Parts Marked *)	332-2112	1	=Insulator, Terminal	
	G196	1	*#Sheet, Instruction	155-2174	1	=Hanger, Exhaust	
	800-0730	2	*#Screw, Hex Head Cap (5/16-18 x 1")	155-1015	1	=Clamp, Muffler	
	332-2112	1	*#Insulator, Terminal	38	154-3003	1	Cap, Rain (Option to be Used With Kits 542-0334, 542-0341, and 542-0343) (For 1-3/8" Outside Diameter Tubing)
	526-0122	4	*#Washer, Flat (5/16)				
	862-0015	2	*#Nut, Hex (5/16-18)				
	800-0031	2	*#Screw, Hex Head Cap (5/16-18 x 1-1/2")				
	155-2816-02	1	*#Strap, Muffler Mounting				
	815-0836	2	*#Screw, Hex Washer Head Thread Forming (5/16-18 x 1-1/2")				
	155-2815-02	1	*#Bar, Muffler Support				
	154-2542	1	*#Gasket, Exhaust				
	155-1015	1	*#Clamp, Muffler				
	155-2174-01	1	*#Hanger, Exhaust				
	154-2540	1	*#Tube, Exhaust				
	155-1239	1	*#Clamp, Muffler				
	155-1485	1	#Muffler, Spark Arrestor				
	155-1258	1	*Muffler, Spark Arrestor				

- ~ - Parts included in 542-0335 Vertical Exhaust Kit.
- @ - Parts included in 542-0341 Vertical Exhaust Kit.
- ^ - Parts Included in 542-0265 Accessory Kit.
- & - Parts Included in 542-0351 Accessory Kit.
- # - Parts Included in 542-0328 Accessory Kit.
- \* - Parts Included in 542-0338 Accessory Kit.
- > - Parts Included in 542-0469 RV Accessory Kit.
- ‘ - Parts Included in 542-0470 RV Accessory Kit.
- = - Parts Included in 542-0482 RV Accessory Kit.

## Exhaust System Below Floor Models

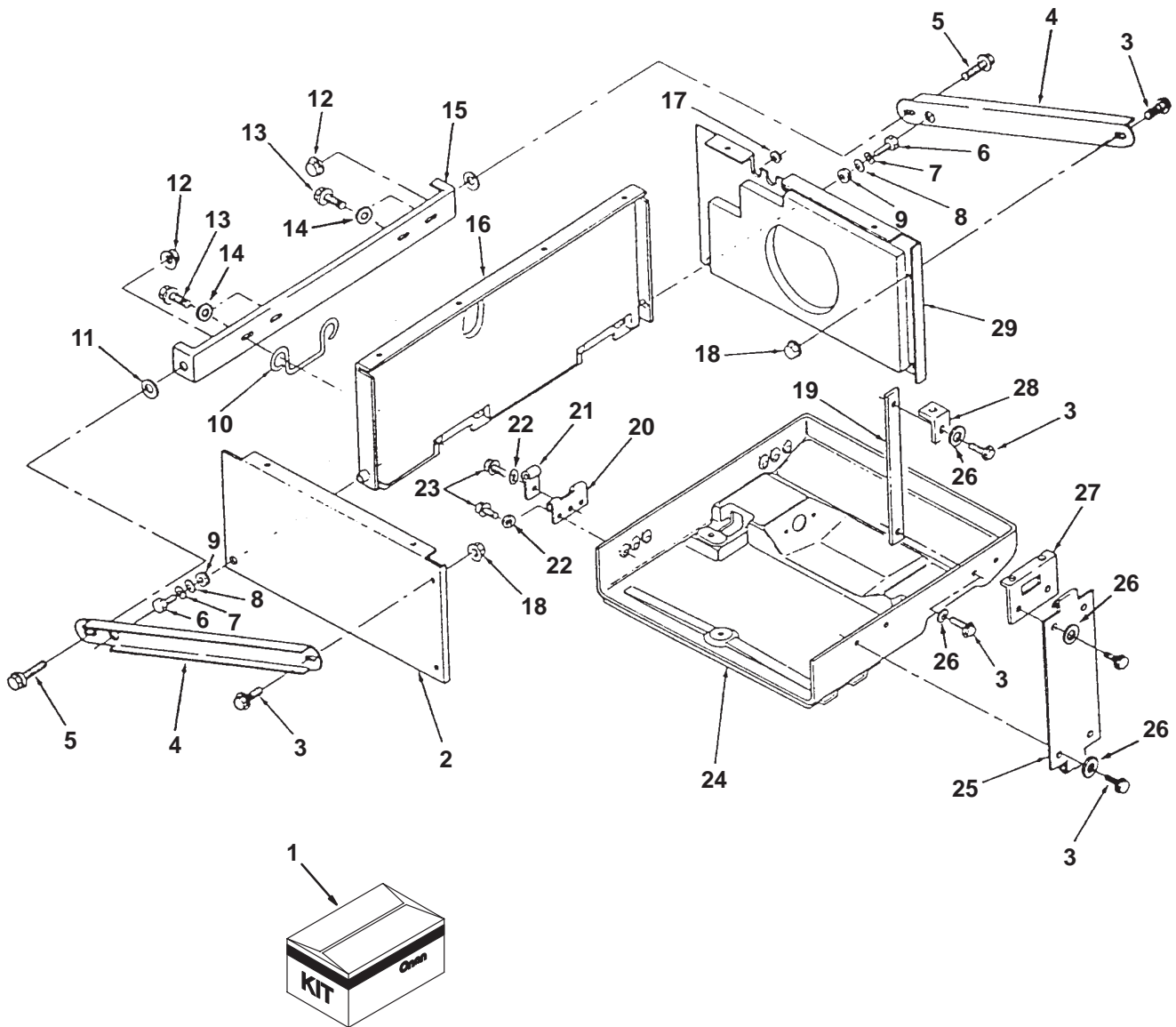




## Exhaust System Below Floor Models

REF NO.	PART NO.	QTY USED	PART DESCRIPTION	REF NO.	PART NO.	QTY USED	PART DESCRIPTION
1	155-2085	1	Muffler, Spark Arrestor (Side Inlet, Opposite End Outlet)	11	850-0045	6	Washer, Exhaust Manifold Lock (5/16")
2	155-1256	1	Clamp, Muffler (1-1/4")	12	154-2747	2	Gasket, Exhaust Manifold
3	154-2539	1	Adapter, Exhaust	13	154-2542	1	Gasket, Exhaust
4	850-0040	2	Washer, Lock (1/4")	14			Manifold, LP Exhaust (Includes Fuel Line and Heat Shield)
5	800-0004	2	Screw, Hex Head Cap (1/4-20 x 5/8")		154-2638	1	Front Outlet
6	526-0130	2	Washer, Flat (1/4" Screw)		154-2627	1	Bottom Outlet
7	155-2049-02	1	Bracket, Exhaust (9.19" Long)	15	155-2174	1	Hanger, Exhaust Pipe
8	821-0029	2	Screw, Self-Lock Hex Washer Head (3/8-16 x 3/4")	16	155-1015	1	Clamp, Muffler (1-1/2")
9	154-2541	1	Manifold, Gasoline Exhaust	17	155-2164	1	Muffler, Spark Arrestor (Side Inlet, Same End Outlet)
10			Screw	18	155-2086	1	Muffler, Spark Arrestor (Side Inlet, Opposite Side Outlet)
	800-0512	4	Hex Head Cap (5/16-19 x 1") LP	19	800-0730	2	Screw, Hex Head Cap
	802-0055	4	Allen Head (5/16-18 x 1") Gasoline				

## Housing Below Floor Models

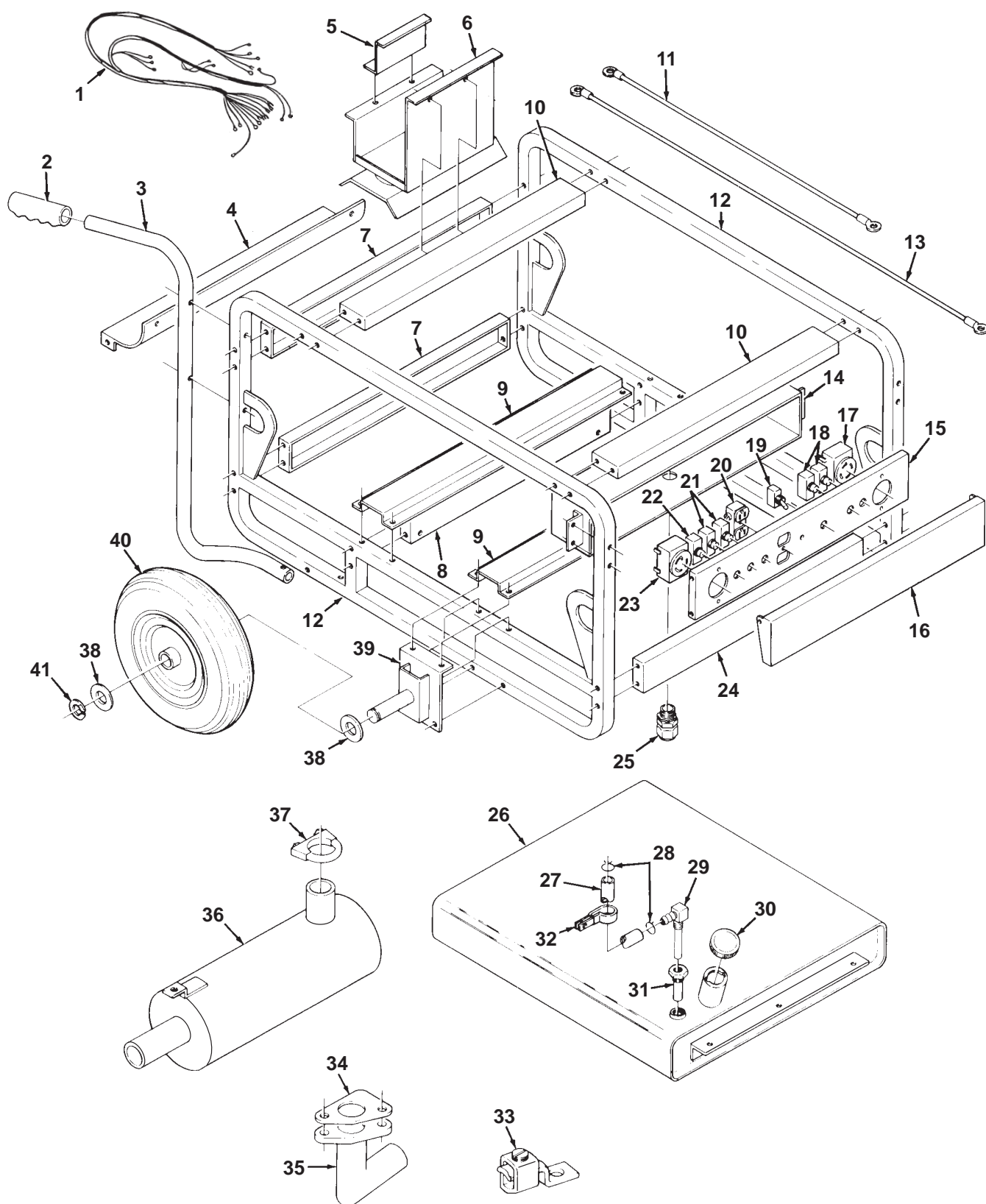


## Housing Below Floor Models

REF NO.	PART NO.	QTY USED	PART DESCRIPTION	REF NO.	PART NO.	QTY USED	PART DESCRIPTION
1	405-5753	1	Kit, Housing (Spec J and Up) (Includes Parts Marked *)	22	526-0382	6	*Washer, Flat (1/4")
2	405-3400	1	*Panel, Housing (Left Hand)	23	800-0003	6	*Screw, Hex Head Cap (1/4-20 x 1/2")
3			Screw	24			Pan, Drip
	821-0014	2	* Hex Washer Head, Self-Lock (5/16-18 x 1/2")		403-2331	1	Spec A-H
	800-0026	6	* Hex Head Cap (5/16-18 x 3/4")		403-4105-02	1	* Spec J and Up
4	405-3607	2	*Brace, Side	25	405-3401	1	Support, Housing
5	821-0033	2	*Screw, Lock Head (7/16-14 x 3/4")	26	526-0122	6	*Washer, Flat (5/16")
6	800-0002	2	*Screw, Hex Head Cap (1/4-20 x .38)	27	405-3406	1	*Bracket, Housing
7	850-0040	2	*Washer, Lock (1/4")	28	405-3597	1	*Bracket, Support
8	526-0130	2	*Washer, Flat (1/4")	29	405-3397	1	*Panel, Housing (Right Hand)
9	508-0008	2	*Grommet, Rubber	30	G265	1	*Sheet, Instruction (Not Shown)
10	406-0566	2	*Pin, Hinge	31	149-2335	1	*Line, Fuel (Not Shown)
11	526-1518	4	*Washer, Flat (7/16")	32	502-0065	1	*Elbow, 45 Degree Inverted (Not Shown)
12	870-0437	2	*Nut, Lock (7/16-14)	33	338-3433	1	*Harness, Extension (Not Shown)
13	800-0048	4	*Screw, Hex Head Cap (3/8-16 x .75)	34	149-2559-02	1	*Bracket, Fuel Pump (Not Shown)
14	526-0174	4	*Washer, Flat (3/8")	35	315-0728-03	1	*Bracket, Regulator Mounting (Not Shown)
15	405-3608-02	1	*Brace, Rear	36	815-0290	2	*Screw, Hex Washer Head Thread Forming (1/4-20 x 5/8") (Not Shown)
16	405-3394	1	*Panel, Housing (Rear)	37	800-0005	2	*Screw, Hex Head Cap (1/4-20 x 3/4") (Not Shown)
17	508-0071	3	*Grommet, Rubber	38	870-0212	2	*Nut, Lock (1/4-20) (Not Shown)
18	870-0257	2	*Nut, Lock (5/16-18)				
19			Support (Includes Label)				
	405-3604	1	* With Weld Nuts				
	405-3781-01	1	Without Weld Nuts				
	405-3453	1	* Spec J and Up				
20	406-0567-02	2	*Plate, Hinge				
21	406-0568	2	*Support, Hinge				

\* - Parts included in Housing Kit.

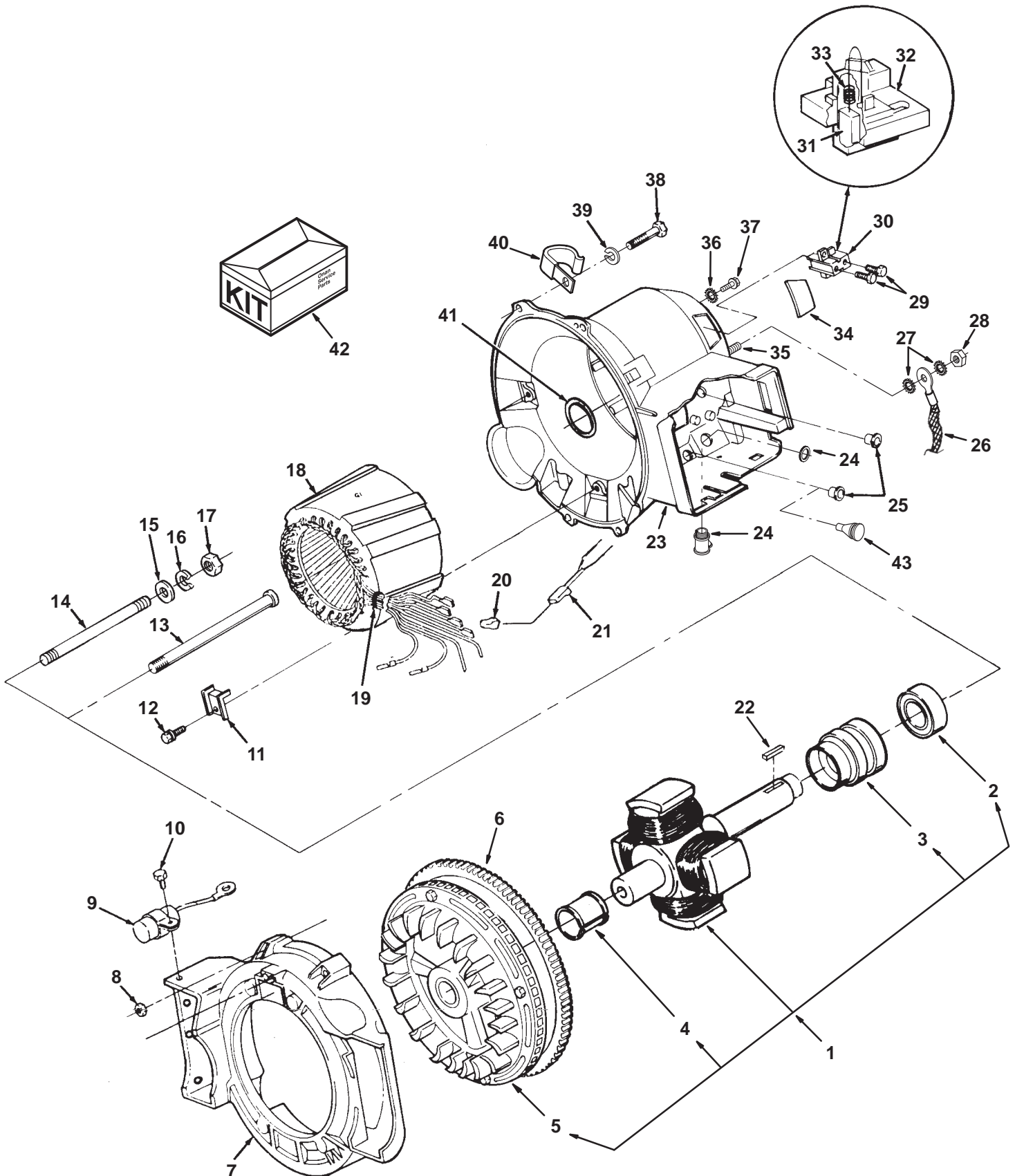
## Carrying Frame and Dolly



## Carrying Frame and Dolly

REF NO.	PART NO.	QTY USED	PART DESCRIPTION	REF NO.	PART NO.	QTY USED	PART DESCRIPTION
1	338-2386	1	Harness, Wiring	21	320-0540	2	Breaker, Circuit
2	403-1477	2	Grip, Handle	22	320-0543	1	Breaker, Circuit
3	403-2872	2	Handle, Dolly	23	323-1107	1	Receptacle, 30 Ampere – 120 Volt
4	403-2871	1	Baffle, Air	24	403-2866	1	Brace, Frame (3 Hole)
5	416-0950	1	Holddown, Battery	25	331-0244	4	Connector, Conduit (1/2")
6	416-0945	1	Tray, Battery	26	159-1193	1	Tank, Fuel (7 gal)
7	403-2865	2	Brace, Frame (2 Hole)	27	503-0707	1	Line, Fuel
8	403-2868	1	Brace, Frame (5 Hole)	28	503-0301	2	Clamp, Hose
9	403-2870	2	Bracket, Generator Support	29	149-2208	1	Strainer and Elbow
10	403-2867	2	Brace, Frame	30	159-0020	1	Cap, Fuel Tank
11	416-0951-01	1	Cable, Battery (Negative) 26" Long	31	159-1199	1	Tube, Pickup
12	403-2864	2	Frame, Carrying (Side)	32	332-1554	4	Clamp, Loop
13	416-0951-02	1	Cable, Battery (Positive) 40" Long	33	332-0142	1	Lug, Solderless
14	319-0476	1	Box, Receptacle	34	154-2542	1	Gasket, Exhaust
15	319-0477	1	Panel, Receptacle	35	154-2539	1	Tube, Exhaust
16	319-0478	1	Cover, Receptacle Box	36	155-2383	1	Muffler
17	323-1111	1	Receptacle, 20 Ampere – 125/250 Volt	37	155-1256	1	Clamp, Muffler
18	320-0541	2	Breaker, Circuit, 20 Ampere – 125/250 VAC	38	526-0081	4	Washer, Flat (1" Screw)
19	308-0479	1	Switch, Toggle (3 PDT)	39	410-1025	1	Axle, Dolly
20	323-1104	1	Receptacle, 15 Ampere – 120 Volt	40	410-0236	2	Tire and Wheel
				41	518-0130	4	Ring, External Retaining

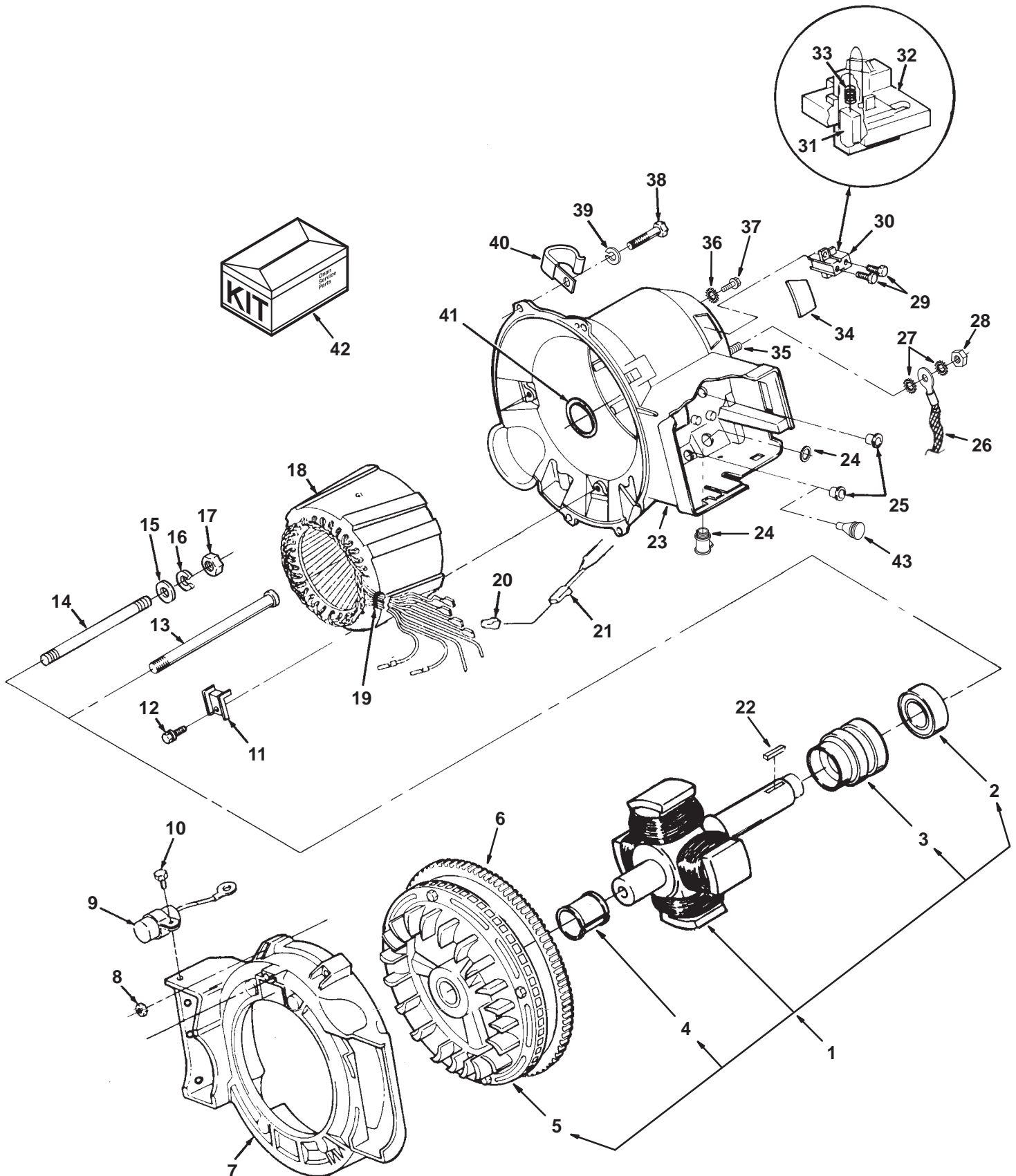
# Generator



## Generator

REF NO.	PART NO.	QTY USED	PART DESCRIPTION	REF NO.	PART NO.	QTY USED	PART DESCRIPTION
1			Rotor Assy (Includes, Ball Bearing and Collector Ring)	11	232-2955-02	3	Clamp, Stator
			Spec A-E (Also Includes Generator Fan and Tolerance Ring)	12	815-0646	3	Screw, Hex Washer Head Cap (1/4-20 x 3/4")
			Standard Shaft	13	802-1038	1	Screw, Armature Socket Through (Standard Shaft) (7/16-14 x 10.23")
	201-3388-03	1	Volt Code FA,FB,FN	14	520-0961-02	1	Stud - 13.125" Long (Extended Shaft)
	201-3388-05	1	Volt Code FD,FT	15	526-0032	1	Washer, Flat (7/16")
			Extended Shaft	16	850-0055	1	Washer, Lock (7/16")
	201-3388-04	1	Volt Code FA,FB,FN	17	870-0203	1	Nut, Hex (7/16-20)
	201-3388-06	1	Volt Code FD,FT	18			Stator, Generator
			Spec F, G				Spec A-F
			Standard Shaft				Volt Code FA,FB
	201-3509-01	1	Volt Code FA,FB,FN	220-4135-04	1		Volt Code FD
	201-3509-03	1	Volt Code FD,FT	220-4194-03	1		Volt Code FN
			Extended Shaft	220-4135-03	1		Volt Code FT
	201-3509-02	1	Volt Code FA,FB,FN	220-4194-02	1		Spec G, H
	201-3509-04	1	Volt Code FD,FT				Volt Code FA,FB
			Spec H (Also Includes Fan and Gear)	220-4135-04	1		Volt Code FD
			Standard Shaft	220-4194-06	1		Volt Code FN
	201-3514-01	1	Volt Code FA,FB,FN	220-4135-03	1		Volt Code FT
	201-3514-03	1	Volt Code FD,FT	220-4194-05	1		Begin Spec J
			Extended Shaft				Volt Code FB
	201-3514-02	1	Volt Code FA,FB,FN	220-4135-07	1		Volt Code FD
	201-3514-04	1	Volt Code FD,FT	220-4194-09	1		Volt Code FN
			Begin Spec J (Includes Fan and Gear)	220-4135-08	1		Tie, Cable
			Standard Shaft	19	332-0941	1	Connector, Tab
	201-3525-01	1	Volt Code FA,FB,FN	20	323-1298	2	Connector, Receptacle
	201-3525-03	1	Volt Code FD,FT	21	332-0819	2	Key, Extended Shaft (1/4" x 1")
			Extended Shaft	22	515-0142	1	Housing, Stator
	201-3525-02	1	Volt Code FA,FB,FN	23			Standard Shaft
	201-3525-04	1	Volt Code FD,FT				Spec A-F
2	510-0185	1	Kit, Bearing Replacement	220-4133	1		Spec G-H
3	204-0134	1	Ring, Armature Collector	220-4133	1		Volt Code FB, FN
4	518-0460	1	Ring, Tolerance (Spec A-E)	220-4133-02	1		Volt Code FD, FT
5			Fan, Generator	220-4438-02	1		Spec J
	205-0165	1	Spec A-G (Note: When replacing generator fan, tolerance ring 518-0460 must also be replaced)	220-4532-01	1		Begin Spec M
							Extended Shaft
	205-0221	1	Spec H (Includes Ring Gear)	220-4193-01	1		Spec A-H
	205-0241	1	Begin Spec J (Includes Ring Gear)				Spec J
				220-4439			Volt Code FB, FN
				220-4439-01	1		Volt Code FD, FT
6			Gear, Ring	24	331-0536	1	Connector, Conduit (Includes Fastener) (Begin Spec G)
	104-1570	1	Spec H				Grommet, Nylon (.68" ID)
	104-0779	1	Begin Spec J	25			Spec A-H
7			Adapter, Generator	508-0272	2		Begin Spec J
	231-0359	1	Spec A-L	508-0272	1		Strap, Bond (Begin Spec J)
	231-0382-02	1	Begin Spec M	26	337-2808	1	Washer, EIT (3/8") (Begin Spec J)
8			Nut, Hex	27	856-0008	2	Nut, Hex (5/16-18) (Begin Spec J)
	862-0003	6	Spec A-H (3/8-16)	28	821-0015	1	Screw (10-32 x 7/8")
	862-0041	2	Begin Spec J				Spec A,B Hex Head Thread Forming
9	312-0256	1	Condenser, Ignition (Spec A-F, H,J)	29	815-0359	2	Begin Spec C, Pan Head Torx Drive
10	815-0340	1	Screw, Hex Washer Head Thread Forming (Spec A-F) (10-32 x 3/8")		815-0788	2	

# Generator



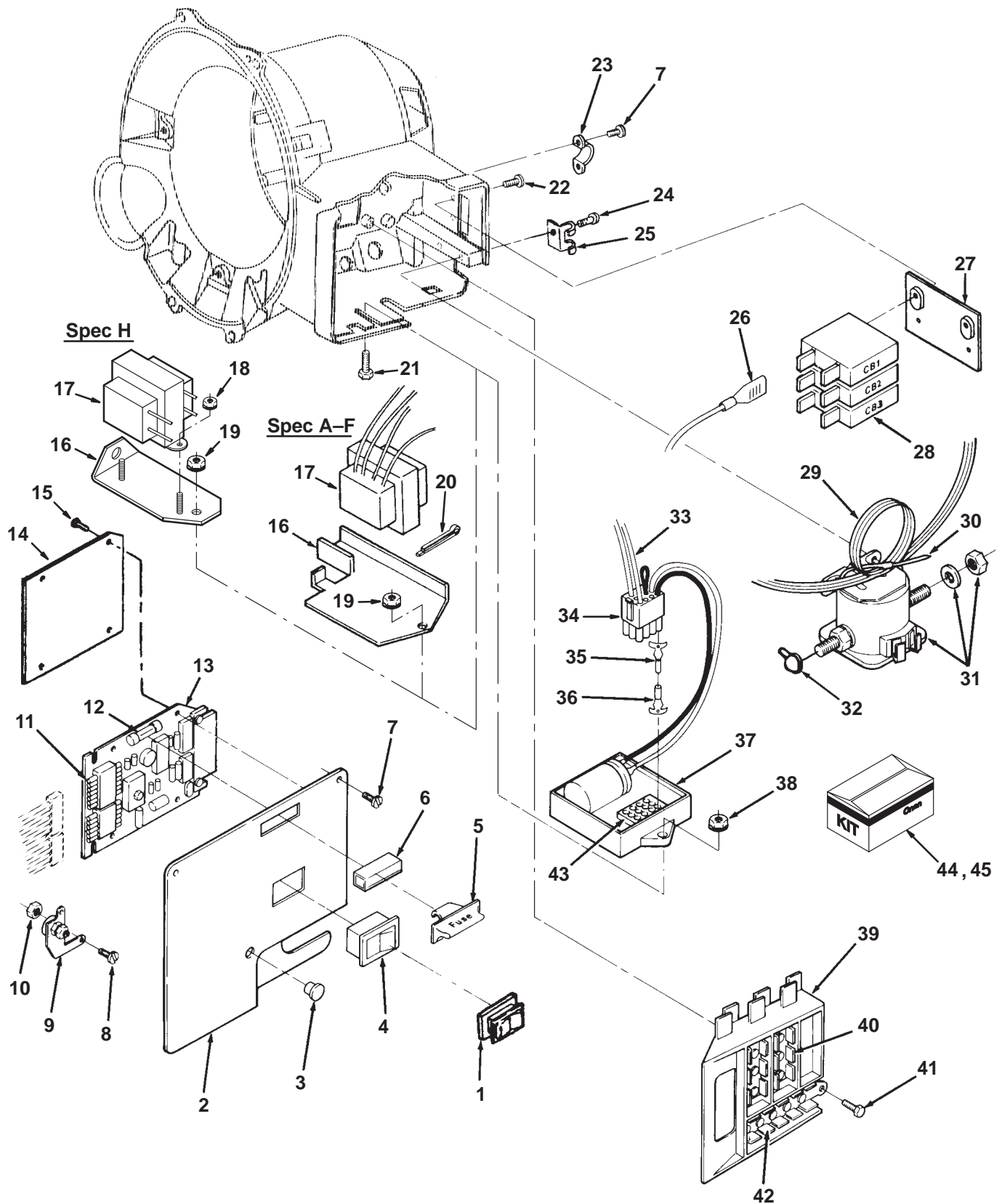


## Generator

REF NO.	PART NO.	QTY USED	PART DESCRIPTION	REF NO.	PART NO.	QTY USED	PART DESCRIPTION
30	212-1285	1	Block, Brush (Includes Parts Marked *)	39			Washer, Lock Spring (3/8")
31	214-0103	2	*Brush, Generator		850-0050	4	Spec A-H
32	212-1286	1	*Block, Terminal		850-0114-07	4	Spec J-L Only
33	212-1276-03	2	*Spring, Generator Brush	40	332-3359	1	Clip, Harness
34	212-1284	1	Cover, Brush Block	41	509-0196	1	O'Ring, Stator Housing
35	332-3328	1	Stud, Grounding	42			Kit, Rotor (Includes Rotor Assy and Starter)
36	856-0010	1	Washer, EIT Lock (3/8") (Gasoline Sets)		300-4451	1	Standard Shaft
37	821-0031	1	Screw (3/8-16 x 1") (Gasoline Sets)		300-4453	1	Volt Code FA, FB, FN
38			Screw, Flange Head Hex				Volt Code FD, FT
	800-0575	4	Spec A-F (3/8-16 x 1-1/8")		300-4442	1	Extended Shaft
	800-0052	4	Spec G, H (3/8-16 x 1-1/2")		300-4452	1	Volt Code FA.,FB, FN
	800-0600	4	Spec J (3/8-16 x 1-1/2")	43	517-0319	1	Volt Code FD, FT
	815-0908	4	Begin Spec M ) (3/8-16 x 1-1/2				Plug, Control Box (Spec A-H)

\* - Parts Included In Generator Brush Block.

# Control (Spec A-H)

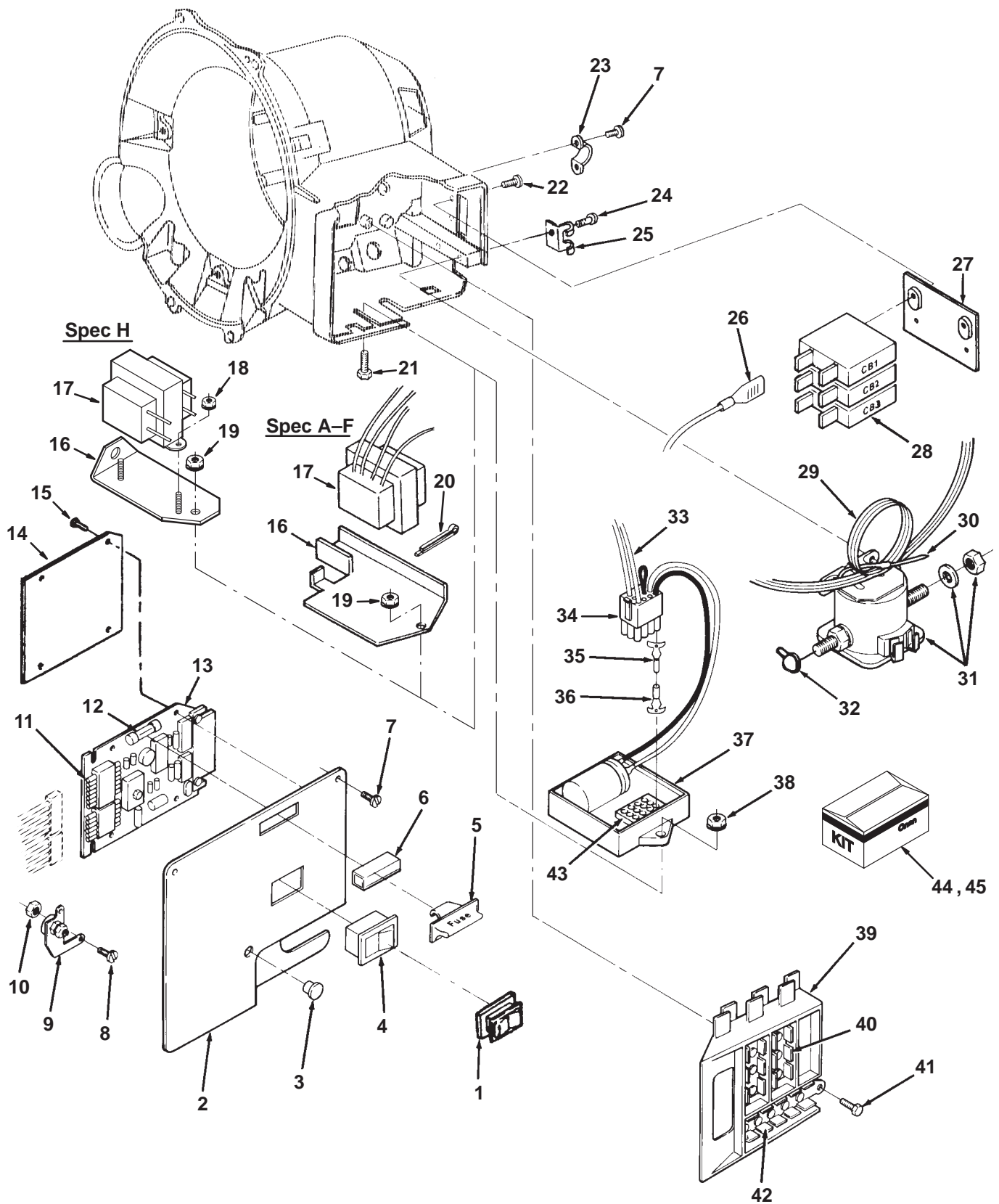


## Control (Spec A-H)

REF NO.	PART NO.	QTY USED	PART DESCRIPTION	REF NO.	PART NO.	QTY USED	PART DESCRIPTION
1	308-0949	1	Cover, Switch (Rocker)	24	815-0692-02	2	Screw, Pan Head (1/4-20 x 1")
2	319-1238	1	Cover, Control Specs A-E Spec F	25	321-0323-02	1	Bracket, Fuse Holder (Begin Spec F)
	319-1237-07	1	5.0kW	26			Lead, Circuit Breaker
	319-1237-05	1	6.3kW		226-3504	2	Volt Code FB, FN
	319-1237-04	1	6.5kW		226-3504-01	1	Volt Code FB, FN
			Spec G, H		226-3852-01	1	Volt Code FD
	319-1238-11	1	Volt Code FD		226-3852-02	1	Volt Code FD
	319-1238-14	1	Volt Code FT		226-3852-03	1	Volt Code FD
	319-1237-07	1	Volt Code FN	27	320-1694	1	Cover, Circuit Breaker
			Volt Code FB	28			Breaker, Circuit (CB1, CB2)
	319-1237-05	1	6.3kW		320-1323	2	Volt Code FB, FN (30 Amp)
	319-1237-04	1	6.5kW		320-1322	2	Volt Code FB, FN (25 Amp)
3	517-0133	1	Plug, Hole		320-1649-04	1	Volt Code FD (18 Amp)
4			Switch, Rocker		320-1649-05	1	Volt Code FC (20 Amp)
	308-0852	1	Spec A-C		320-1649-03	1	Volt Code FT (15 Amp)
	308-0995	1	Spec D-H		320-1683	2	5.0 NHD-FN (Spec D) without Battery Charger (20 Amp)
5	321-0295	1	Holder, Fuse (Holds Spare Fuse)				Begin Spec M
6	321-0287	1	Insulator, Fuse				20 Amps
7	815-0661	11	Screw, Pan Head Thread Forming (10-32x1/2")		320-1548-04	1	30 Amps
					320-1548-05	1	
8	815-0385	1	Screw, Round Head Machine (6-32 x 1/2")	29			Harness, AC Output
9	303-0276	1	Potentiometer		338-2332	1	Volt Code FA, FB, FN
10	870-0183	1	Nut, ET Hex (#6-32)		338-2360	1	Volt Code FC, FD
11	323-1302	8	Pin, Contact		338-2572	1	Volt Code FT
12	321-0298	3	Fuse, 5 Amp Slo-Blow	30	332-0941	1	Tie, Cable
13			Board, Printed Circuit	31	307-2570	1	Solenoid, Start (Includes Nuts and Washers)
	300-3951	1	Spec A-C	32	332-2112	1	Insulator, Start Solenoid Terminal (Optional)
	300-3763-04	1	Spec D-H	33			Harness, Voltage Regulator (Includes 12 Pin Connector)
	300-4506	1	Spec L				Spec A-F
14	332-3075	1	Insulator, PC Board - .005" Thick - Begin Spec D				50 Hertz, Volt Code FN - Single Phase
15	815-0550	4	Screw, Pan Head Cross- Recessed (#6-32 x .38")		338-2083	1	60 Hertz, Volt Code FN - Single Phase
16			Bracket, Transformer (Volt Code FD, FT)		338-2083-01	1	60 Hertz, Volt Code FC, FD 3 Phase
	319-0568	1	Spec A-F		338-2083-02	1	50 Hertz, Volt Code FD, FT
	315-0739-02		Spec H		338-2083-03	1	Spec G, H (Includes Parts Marked *)
17			Transformer, Voltage Regulator (Volt Code FD, FT)				Volt Code FA, FB, FN
	315-0684	1	Spec A-F		338-2083	1	Volt Code FD, FT
	315-0738	1	Spec H		338-2918	1	
18	870-1183	2	Nut, Hex ET (#6-32) (Spec H)	34		1	Housing, Connector (12 Pin)
19	870-0131	1	Nut, ET (10-32)		323-1314	1	Spec A-F (J4)
20	516-0069	1	Pin, Cotter (Volt Code FD, FT) (Spec A-F)		323-1582	*1	Begin Spec G (3 Phase Sets) (P4)
21	821-0003	1	Screw, Hex Head (#10-32 x 1")	35			Pin, Contact
22			Screw		323-1199	12	Spec A-F
	812-0061	4	Round Head (Spec A) (#6-32 x 3/8")		323-1491	*7	Begin Spec G (Three Phase Sets)
	815-0662	4	Hex Head, Slotted W/IT - Begin Spec B (#6-32 x 1/2")	36	323-1200	9	Socket, Contact (Spec A-F)
	815-0550	4	Pan Head (Begin Spec D)				
23	232-3265-02	1	Clamp, Conduit				

\* - Included in Spec G Wiring Harness.

# Control (Spec A-H)

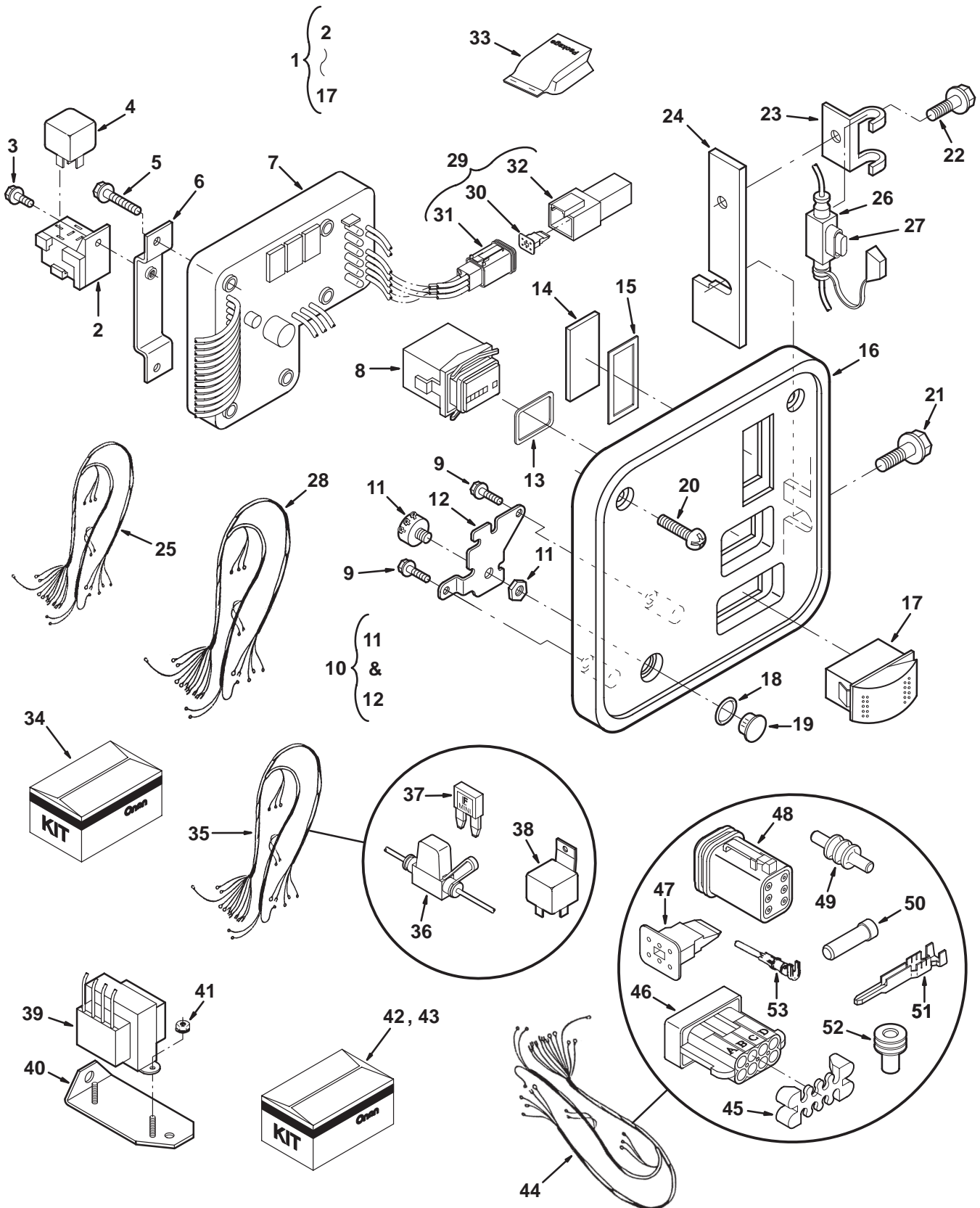


## Control (Spec A–H)

REF NO.	PART NO.	QTY USED	PART DESCRIPTION	REF NO.	PART NO.	QTY USED	PART DESCRIPTION
37			Regulator, Voltage (VR1)	43	323–1371	1	Header, P4 (12 Pin) (Spec A–F)
	305–0809–03	1	Volt Code FN	44	320–1683	1	Kit, 20 Amp Circuit Breaker (Includes Parts Marked #)
	305–0809–05	1	Volt Code FB		320–2003–01	1	#Breaker, Circuit (20 Amp)
			Spec A–F		98–6236	1	#Label, Circuit Breaker
			Volt Code FD		C–336	1	#Sheet, Instruction
	305–0883	1	Spec A–F	45	320–1572	1	Kit, 30 Amp Circuit Breaker (Includes Parts Market~)
	305–0881	1	Spec G, H		320–1323	1	~Breaker, Circuit (30 Amp)
			Volt Code FT		98–5716	1	~Label, 30 Amp
	305–0830–01	1	Spec A–F		G–25	1	~Sheet, Instruction
	305–0881	1	Spec G, H				
38	870–0131	1	Nut, Hex (WET) (#10–32)				
39	332–2859–01	1	Block, Terminal				
40	332–1815	2	Tab, Terminal				
41	815–0691–01	1	Screw, Pan Head (Special)				
42	332–2868	1	Terminal, Ground				

# – Parts Included in 20 Amp Circuit Breaker Kit.  
~ – Parts Included in 30 Amp Circuit Breaker Kit

# Control (Begin Spec J)



## Control (Begin Spec J)

REF NO.	PART NO.	QTY USED	PART DESCRIPTION	REF NO.	PART NO.	QTY USED	PART DESCRIPTION
1			Box Assy, Control (Includes Parts Marked *)	30	323-1624	1	Wedge, Plug (6 PL)
	300-4505	1	Volt Code FA, FB, FN	31	323-1623	1	Connector, Plug (6 PL)
	300-4505-01	1	Volt Code FD, FT	32	323-1625	1	Connector, Receptacle (6 PL)
2	323-1563	1	*Socket, Relay	33	305-0923	1	Kit, Remote Adapter (Includes Parts Marked &) (Use With 323-1625 Connector) (Must Splice To Harness in Remote Adapter Kit 305-0979 Begin Spec M)
3	821-0002	1	*Screw, Hex Washer Head (#10-32 x 1/4")				
4	307-2767	1	*Relay, Starter		C-477	1	&Sheet, Instruction
5	815-0870	5	*Screw, Slotted Hex Washer Head (#10-16 x 1-1/4")		332-3376-02	5	&Splice, Thermal
6	307-2833-03	1	*Bracket, Starter Relay		321-0321-06	2	&Fuse, 10 Amp
7	300-5002-01	1	*Board, PC		323-1626	1	&Wedge, Receptacle
8	302-2002	1	*Hourmeter		226-4662	5	&Lead Assembly, Adapter
9	815-0867	2	*Screw, Hex Washer Head (#6-32 x 1/2") (Volt Code FA, FB, FN)	34	541-0543	1	Kit, Wiring (Spec J and Up) (Includes Parts Marked #)
10	303-0276	1	*Potentiometer Assy (R5) (Includes Bracket and Potentiometer) (Volt Code FA, FB, FN)	35	338-3624	1	#Harness, Engine Start (Includes Parts Marked ~)
11	303-0275	1	Potentiometer (R5) (Volt Code FA, FB, FN) (Includes Nut)	36	321-0322	1	~Holder, Fuse
12	319-0668	1	Bracket, Potentiometer	37	321-0321-04	1	~Fuse (5 Amp)
13	302-2003	1	*Gasket, Hourmeter	38	307-1886	1	~Relay
14	319-2359	1	*Window, Control Box	39	315-0758	1	Transformer, Voltage (50 Hz)
15	319-2360	1	*Gasket, Window	40	315-0739-02	1	Bracket, Transformer
16	319-2272	1	*Cover, Control Box	41	870-1183	2	Nut, External Tooth Hex (#6-32)
17	308-1050	1	*Switch, Rocker	42	305-0979		Kit, Remote Adapter (Includes Parts Marked ^)
18	509-0313	1	O'Ring		323-1708	2	^Seal, Cable
19	517-0133	1	Plug, Hole		332-3582	1	^Splice, Thermal
20	815-0788	2	Screw, Torx (#10-32 x .88)		300-4946	1	^Harness, Remote
21	815-0384	1	Screw, Hex Washer Head		C-571	1	^Sheet, Instruction
22			Attachment, Connector Hole Cover	43	309-0980	1	Kit, Remote Adapter
	870-0065	1	Nut, Hex Lock (Spec A-J)	44	338-3673	1	Harness, Adaptor (Includes Parts Marked >)
	815-0261	1	Screw, Hex Washer Head (Begin Spec K) (1/4-20 x 1/2")	45	323-1741		>Lock, Housing (8 Pin)
23	321-0323-02	1	Bracket, Fuse Holder	46	323-1744	1	>Connector, Receptacle (8 Pin)
24			Cover, Connector Hole	47	323-1624	1	>Wedge, Plug (6 PL)
	232-3836-02	1	Spec A-J	48	323-1623	1	>Connector, Plug (6 PL)
	232-3933-02	1	Begin Spec K	49	323-1712	3	>Plug, Cavity
25	338-3143	1	Harness, Engine (Includes Fuse Holder and Fuse)	50	323-1591	1	>Plug, Seal
26	321-0322	1	Holder, Fuse	51	323-1707	5	>Pin, Terminal
27	321-0321-06	1	Fuse, 10A (F2)	52	323-1708	5	>Seal, Cable
28			Harness, Wiring - AC Output	53	323-1492	5	>Terminal, Socket
	338-2332	1	Volt Code FA,FB,FN				
	338-2360	1	Volt Code FD				
	338-2572	1	Volt Code FT				
29	338-3109	1	Harness, PCB (Includes Connectors and Plug Wedge)				

\* - Parts Included in Control Box Assy.

& - Parts Included in 305-0923 Remote Adapter Kit.

# - Parts Included in Wiring Kit.

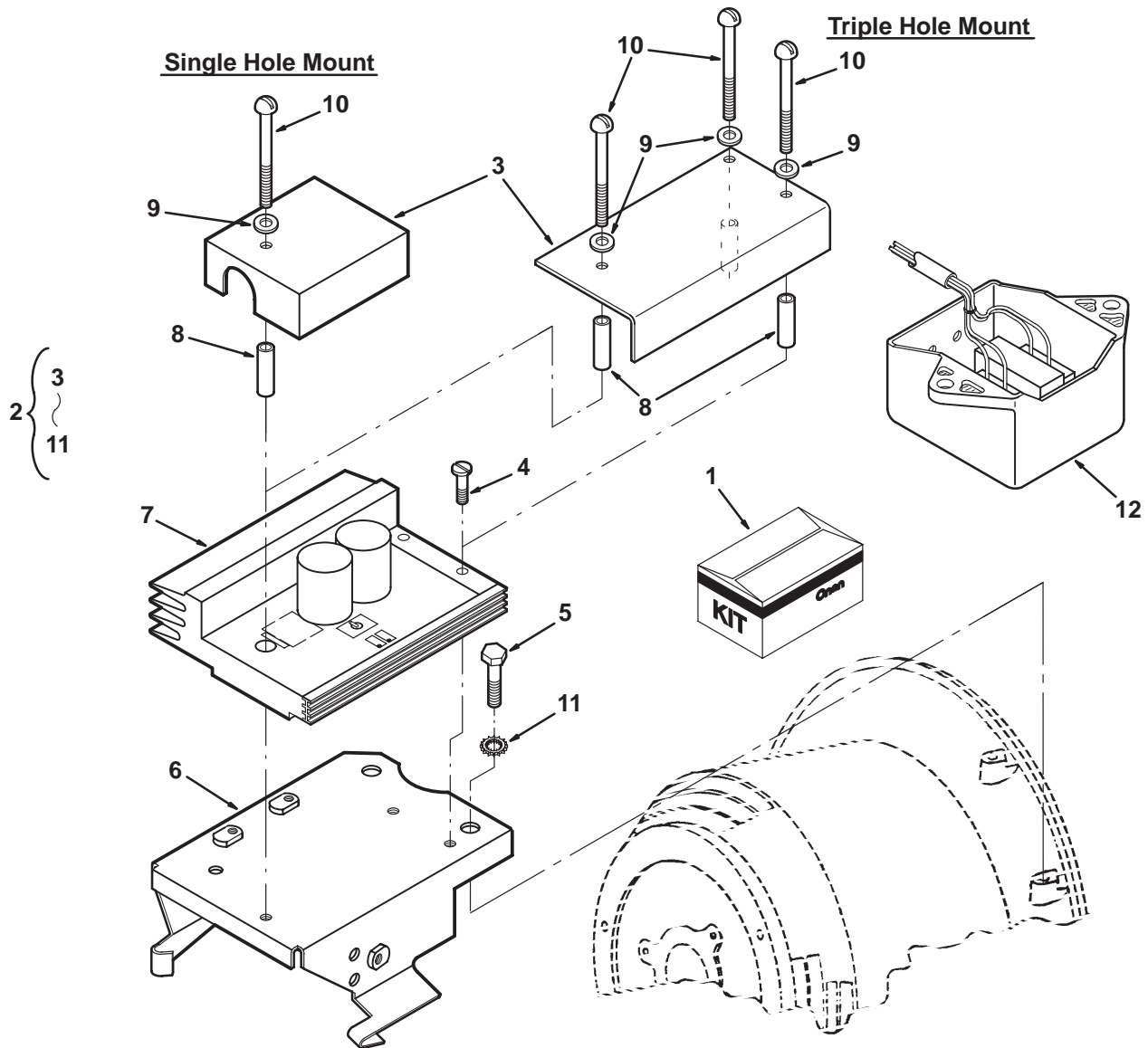
~ - Parts Included in Engine Start Harness.

^ - Parts Included in 305-0979 Remote Adapter Kit.

> - Parts Included in Harness Adapter.



## Voltage Regulator Stator Mount



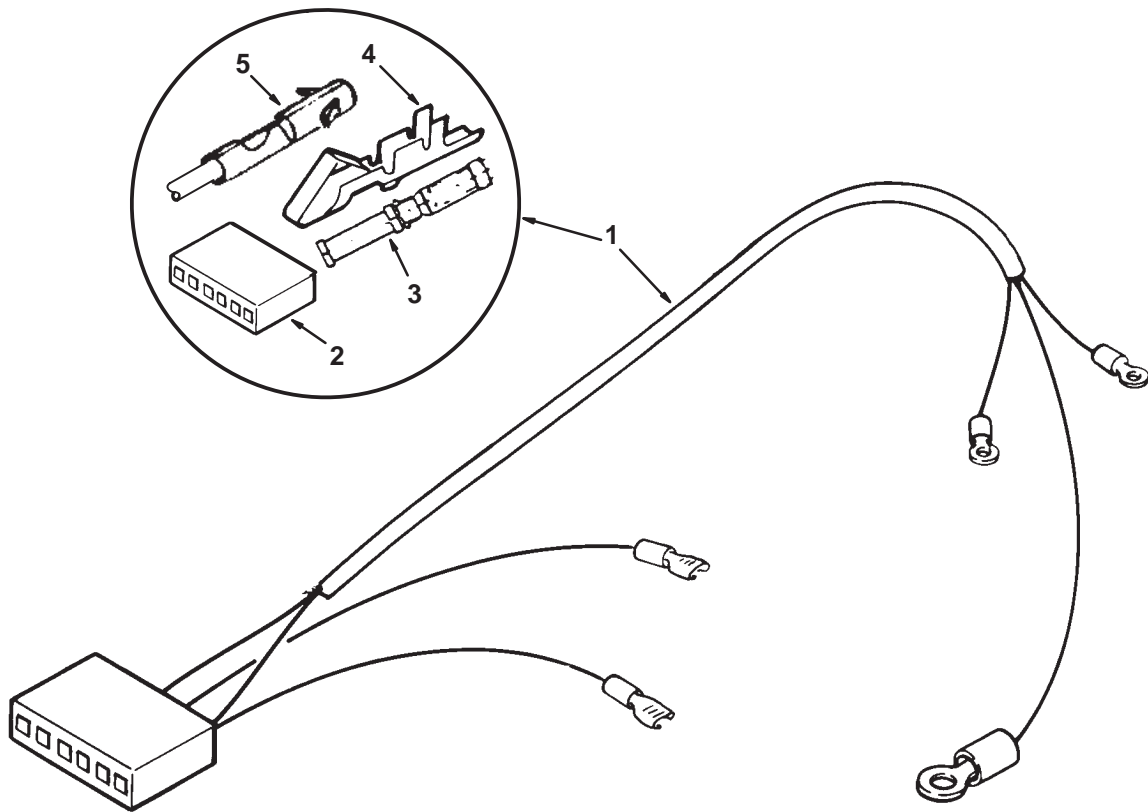
REF NO.	PART NO.	QTY USED	PART DESCRIPTION
1	305-0883	1	Kit, Voltage Regulator Conversion (SR1900) (Includes 305-0881)
2	305-0881	1	Assembly, Voltage Regulator (Includes Parts Marked *)
3			*Cover
	305-0879-02	1	Single Hole Mount
	305-0945-02	1	Triple Hole Mount
4	815-0691-01	2	*Screw, Thread Forming Pan Head (#10-32 x 3/8") (Single Hole Mount Only)
5	815-0290	2	*Screw, Thread Forming Hex Head (1/4-20 x 5/8")
6	315-0792-03	1	*Bracket, Mounting
7	305-0875-04	1	*Regulator, Voltage (Begin Spec G) (Volt Code FD, FT) (3 Phase)

REF NO.	PART NO.	QTY USED	PART DESCRIPTION
8			*Standoff
	370-4086	1	Single Hole Mount
	370-4086	3	Triple Hole Mount
9			*Washer, Flat (7/16")
	526-0008	1	Single Hole Mount
	526-0008	3	Triple Hole Mount
10			*Screw, Round Head Machine (#10-32 x 2-1/2")
	813-0114	1	Single Hole Mount
	813-0114	3	Triple Hole Mount
11	856-0006	2	*Washer, EIT (1/4")
12	315-0754	1	Transformer Assembly (Used With 305-0875-04 Voltage Regulator)

\* - Parts included in Voltage Regulator Assembly.

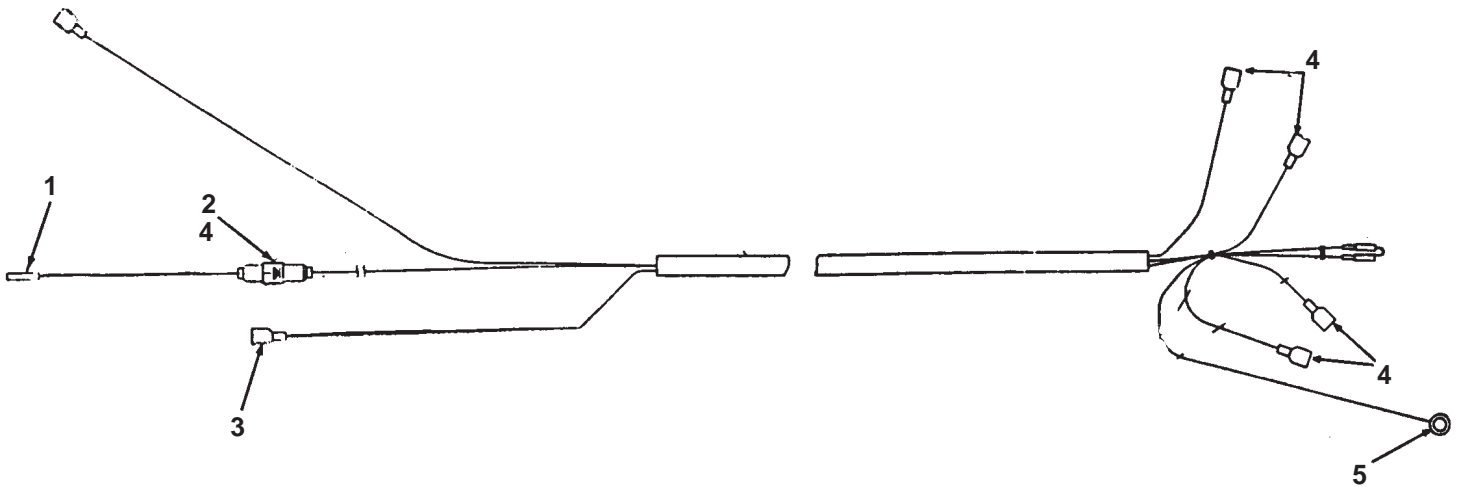


## Wiring Harness Printed Circuit Board



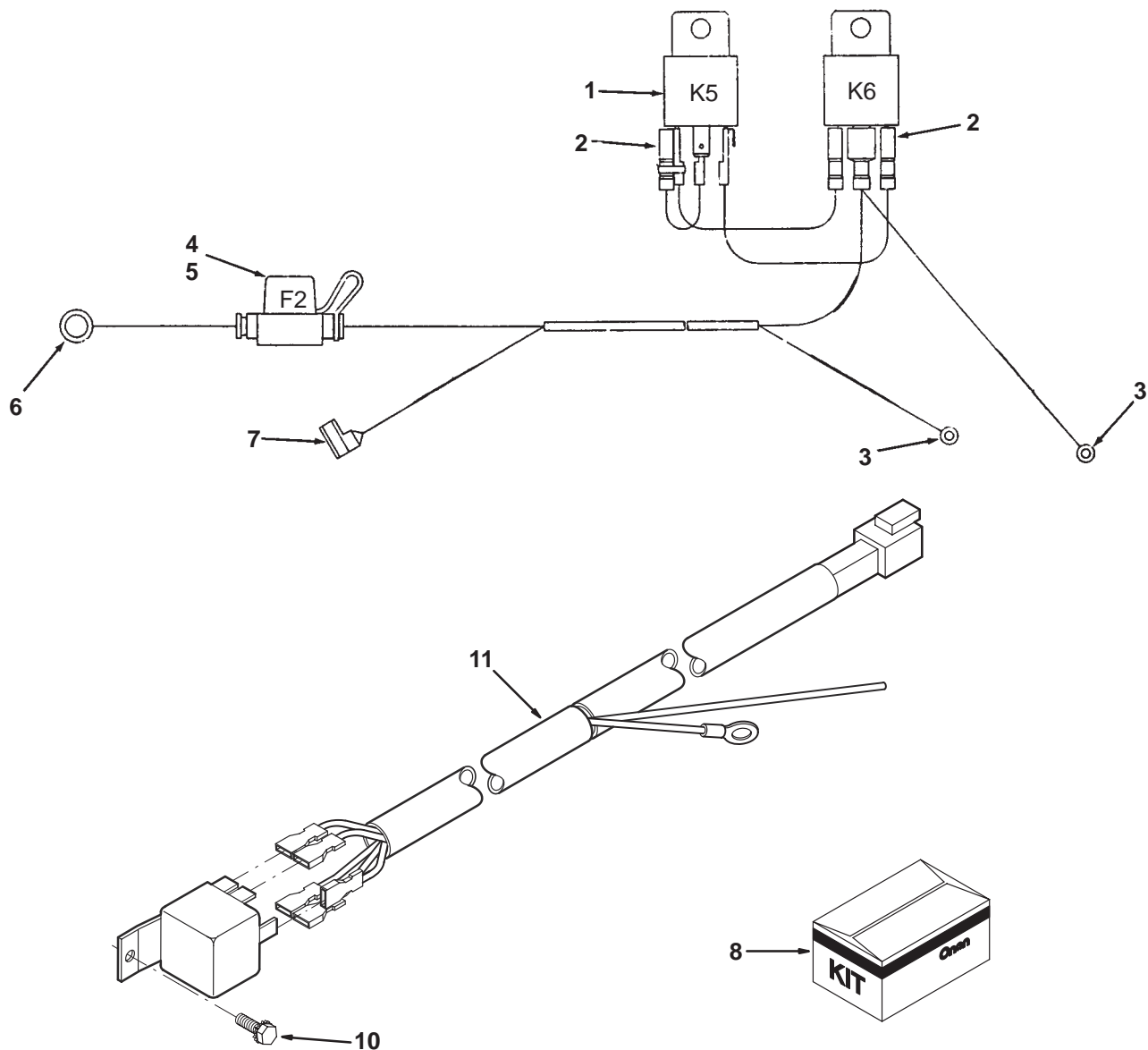
REF NO.	PART NO.	QTY USED	PART DESCRIPTION	REF NO.	PART NO.	QTY USED	PART DESCRIPTION
1			Harness, Wiring	323-1329	1	6 Pin	
	338-2041	1	6 Pin Housing	323-1312	1	8 Pin	
	338-2086	1	Gasoline	323-1487-03	1	12 Pin	
	338-2320	1	LP	3			Socket, Contact
			8 Pin Housing – Gasoline	323-1486	8	Spec A–F	
			12 Pin Housing – Gasoline	323-1486	10	Spec G	
			Spec C–E	4			Pin, Contact
	338-2636	1	6 Wire Harness	323-1440	6	Use With 6 Pin Housing	
	338-2637	1	5 Wire Harness – Used	323-1302	8	Use With 8 Pin Housing	
			with Battery Charger	5	323-1200	10	Socket, Contact
	338-2637-01	1	8 Wire Harness – Used				
			without Battery				
			Charger				
	338-2775	1	Spec F – 10 Wire Harness				
			Spec G,H 10 Wire Harness				
	338-2775	1	Volt Code FA, FB, FN				
	338-2919	1	Volt Code FD, FT				
	338-3105	1	Begin Spec J – 10 Wire				
			Harness				
2			Housing (J1)				

# **Wiring Harness Positive Shutoff Without Battery Charger (Spec D)**



REF NO.	PART NO.	QTY USED	PART DESCRIPTION	REF NO.	PART NO.	QTY USED	PART DESCRIPTION
	338-2790		Harness, Positive Shutoff Gasoline (Begin Spec C)	3	332-2431	1	Terminal, Receptacle (.25)
1	323-1486	1	Socket, Contact	4	332-1993	6	Terminal, Receptacle (.25)
2	357-0067	1	Rectifier	5	332-0806	1	Ring (#8)

# **Wiring Harness** **Gasoline – Automatic Choke** **(Spec F)**

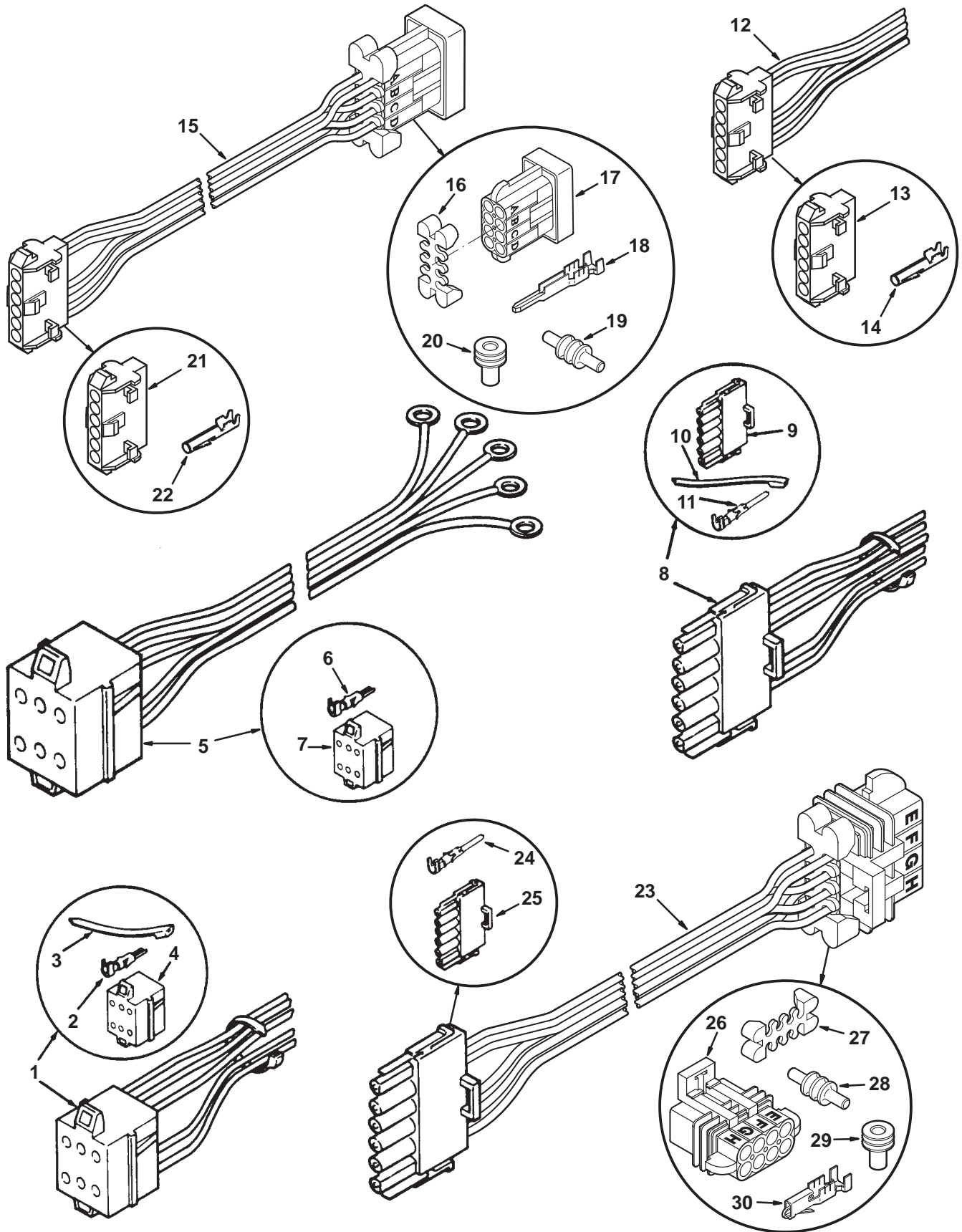


REF NO.	PART NO.	QTY USED	PART DESCRIPTION
	338-2815	1	Harness, Automatic Choke (Begin Spec F)
1	307-1886	2	Relay (K5,K6)
2	332-1993	4	Terminal, Faston
3	332-0806	2	Terminal, Ring (#8)
4	321-0322	1	Holder, Fuse
5	321-0321-06	1	Fuse (10 amp) (F2)
6	332-1194	1	Terminal, Ring (5/16")
7	332-0682	1	Terminal, Faston

REF NO.	PART NO.	QTY USED	PART DESCRIPTION
8	542-0336	1	Kit, Enable Relay Start (Includes Parts Marked *)
9	C-100	1	* Instruction Sheet (Not Shown)
10	815-0181	1	* Screw, Hex Head Thread Cutting With ET (10-32 x 1/2")
11	338-3239	1	* Harness Assembly

\* – Parts Included in Enable Relay Start Kit.

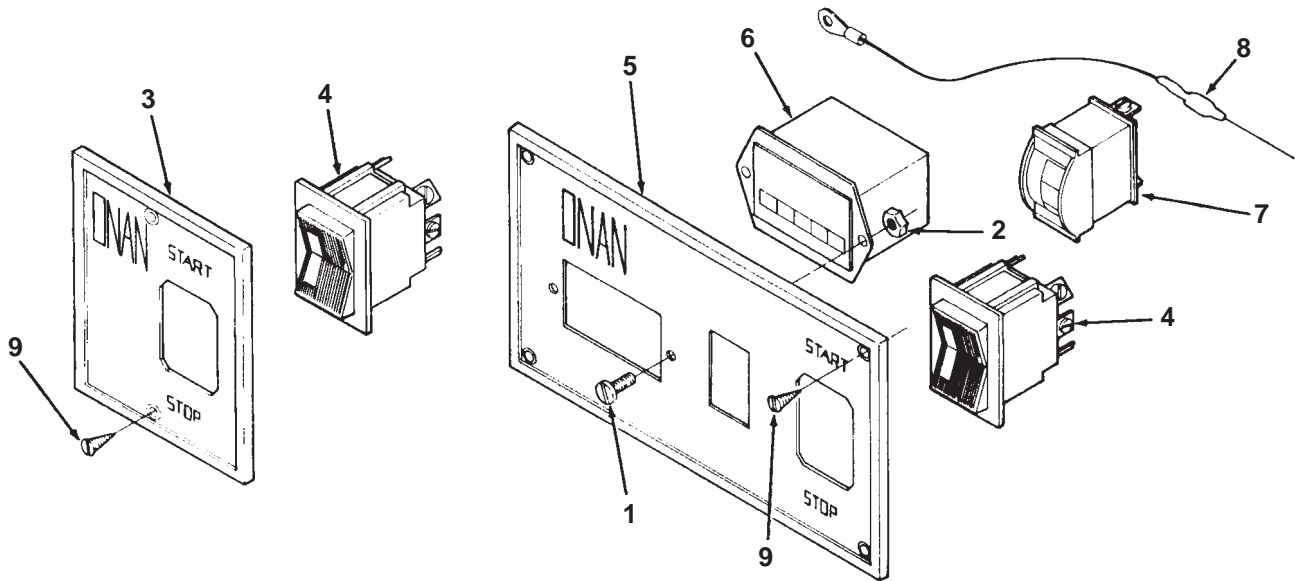
## Remote Wiring Harness



## Remote Wiring Harness

REF NO.	PART NO.	QTY USED	PART DESCRIPTION	REF NO.	PART NO.	QTY USED	PART DESCRIPTION
1	338-1082	1	Harness, Wiring – 6" (Includes Contact Pin, Cable Tie and Connector Housing)	13	323-1342	1	* Housing, Terminal
2	323-0500	5	Pin, Contact	14	323-1200	5	* Socket, Contact
3	332-0942	1	Tie, Cable	15	338-3513	1	Harness, Adaptor (Includes Parts Marked #)
4	323-0400	1	Housing, Connector (6 Place)	16	323-1741		# Lock, Housing (8 Pin)
5			Harness, Wiring (Includes Contact Pin and Connector Housing) Ten Feet	17	323-1744	1	# Connector, Receptacle (8 Pin)
				18	323-1707	5	# Pin, Terminal
				19	323-1712	3	# Plug, Cavity
				20	323-1708	5	# Seal, Cable
	338-1080	1	Spec A-H	21	323-1342	1	# Housing, Terminal
	338-2260-01	1	Begin Spec J	22	323-1200	5	# Socket, Contact
	338-3489-01	1	Begin Spec M	23	338-3514	1	Harness, Adaptor (Includes Parts Marked ~)
			Thirty Feet	24	323-1199	5	~ Pin, Contact
	338-1081	1	Spec A-J	25	323-1304	1	~ Housing, Connector (6 Place)
	338-2260-02	1	Begin Spec J	26	323-1743	1	~ Connector, Plug (8 Pin)
	338-3489-02	1	Begin Spec M	27	323-1741		~ Lock, Housing (8 Pin)
6	323-0500	5	Pin, Contact	28	323-1712	3	~ Plug, Cavity
7	323-0400	1	Housing, Connector (6 Place)	29	323-1708	5	~ Seal, Cable
8	338-2046	1	Harness, Wiring-6" (Spec A-J) (Includes Connector Housing, Cable Tie and Contact Pin)	30	323-1709	5	~ Socket, Terminal
9	323-1304	1	Housing, Connector (6 Place)	* – Parts Included in 338-3572 Adapter Harness. # – Parts Included in 338-3513 Adapter Harness. ~ – Parts Included in 338-3514 Adapter Harness.			
10	332-0942	1	Tie, Cable				
11	323-1199	5	Pin, Contact				
12	338-3572	1	Harness, Adapter (Includes Parts Marked *) (Use With Gasoline and LP Kits 300-4936, 300-4937, & 300-4938)				

## Remote Start Control



REF NO.	PART NO.	QTY USED	PART DESCRIPTION	REF NO.	PART NO.	QTY USED	PART DESCRIPTION
1	815-0385	2	Screw, Round Head Machine (#6-32 x 1/2")	7	302-0888	1	Meter, Battery Condition (M1)
2	860-0006	2	Nut, Hex Head (#6-32)	8	359-0034	1	Diode
3	301-3566	1	Panel, Control (Standard)	9			Screw, Cross Recessed Oval Head Wood (#5-1/2")
4	308-0341	1	Switch, Rocker (S1)		815-0380	2	Standard Control
5	301-3606	1	Panel, Control (Deluxe)		815-0380	4	Deluxe Control
6	302-0885	1	Meter, Time Totalizing (M2)				

**Conversion Enhancement Kit  
(Kit Number 146-0587)  
(Spec A-E)**

**Note:** This kit is for conversion use on Spec A through E gasoline fueled generator sets. When this kit is installed, this parts list should be reviewed first to determine service replacement parts.

REF NO.	PART NO.	QTY USED	PART DESCRIPTION	REF NO.	PART NO.	QTY USED	PART DESCRIPTION
	146-0578	1	Carburetor – Complete (See Separate Page for Components)		332-0942	5	Tie, Cable
					332-3166	1	Marker, Wire (K5-85) (Ignition Coil Lead)
	141-0950	1	Gasket – Carburetor to Manifold		98-6618-01	1	Label – Oil Capacity
	140-2308	1	Gasket – Carburetor Air Horn		862-0015	1	Nut, Hex (5/16-18)
	167-0272	2	Plug, Spark		509-0294	1	O-Ring (Preheater Hose)
	123-1961	1	Cap, Oil Fill		140-2725	1	Adapter, Air Cleaner
	502-0028	1	Plug, Pipe – Hex Head (1/8") Brass (Intake Manifold)		509-0096	1	Seal, O-Ring (Oil Fill Cap)
	319-1598-01	1	Bracket, Mounting – Voltage Regulator		815-0590	3	Screw, Machine – Hex Head (#10-32 x 1/2") (Air Cleaner Adapter to Carburetor)
	321-0323-02	1	Bracket, Fuse Holder		98-6566	1	Label (Fuse)
	338-2815	1	Harness, Wiring – Power Supply for Carburetor Choke (Includes Parts Marked *)		145-0667	1	Rod, Air Inlet
					98-6587-02	1	Label (Kit Number)
	307-1886	2	*Relay (K5, K6)		150-2421	1	Spring, Compression (Linkage)
	321-0322	1	*Holder, Fuse		150-2589	2	Washer, Friction (Linkage)
	321-0321-06	1	*Fuse (10 Amp)		518-0606	1	Clip (Linkage)
	821-0004	2	Screw, Locking – Hex Washer Head (#10-32 x 5/16") (Relay Mounting)		G151	1	Sheet, Instruction
	332-1993	1	Terminal (1/4") (Ignition Coil Lead)	* – Parts Included in 338-2815 Wiring Harness			

## Labels, Paint, Thread Sealant, Gasket Kits, Carburetor Kits, and Accessory Kits

REF NO.	PART NO.	QTY USED	PART DESCRIPTION	REF NO.	PART NO.	QTY USED	PART DESCRIPTION
	98-5313	1	Label, Warning (Battery Cables)		154-2747	2	+Gasket, Exhaust Manifold
	98-5335	1	Label, Preheat (Gasoline)		160-1368	1	+Gasket, Breaker Box
	98-5755	1	Label, Warning (Hazardous Voltage)		509-0008	1	+Seal, Oil (Governor Shaft)
	98-5777-01	1	Label, Warning (Improper Operation)		509-0040	1	+Seal, Oil (Gear Cover)
					509-0041	1	+Seal, Oil (Bearing Plate)
	98-5893	1	Decal, Model Identification (6.5 NHD)		110-3604	2	+Seal, Oil (Valve) – Intake
					154-2219	2	+Gasket, Intake Manifold
	98-5894	1	Decal, Model Identification (6.3 NHD)		154-2542	1	*+Gasket, Exhaust
					154-2800	1	*+Gasket, Exhaust
	98-5713	1	Label, Warning (Extended Shaft)		509-0096	1	+O-Ring, Oil Fill Cap
	98-5933	1	Decal, Model Identification (5.5 NHD)		102-0743	1	+Gasket, Oil Drain
					120-0161	1	Kit, Oil Pump Gasket
	98-5934	1	Decal, Model Identification (5.0 NHD)		146-0665	1	Kit, Emissions Auto-Choke Carburetor (Includes Parts Marked ~)
					146-0632	1	~ Carburetor, Emissions and Auto Choke
	98-5142	1	Label, Warning (Fire Hazard)		141-0950	1	~Gasket, Carburetor
	98-5815	1	Service Instructions		140-2308	1	~Gasket, Air Horn
	98-6074-02	1	Label, Warning (Operation, Maintenance and Service) (2.38" Size)		542-0332	1	Kit, Exhaust Accessory (Spec B-F) (Includes Parts Marked <)
	98-5335	1	Label, Air Cleaner (Gasoline)				<Sheet, Instruction
	98-6402-01	1	Label, Warning		G196	1	<Coil, Ignition
	98-6618-01	1	Label, Oil Fill		166-0820	1	<Clamp, Ignition Coil
	98-6566	1	Label, Fuse		166-0747	1	<Screw, Hex Head Cap (5/16-18 x 1")
	98-6586-02	1	Decal, Battery – Negative		800-0730	2	<Insulator, Terminal
	98-6872	1	Label, Oil Fill (Begin Spec J)		332-2112	1	<Washer, Flat (5/16)
	98-6937	1	Label, Model Ident 6500 (Begin Spec J)		862-0015	2	<Nut, Hex (5/16-18)
					800-0031	2	<Screw, Hex Head Cap (5/16-18 x 1-1/2")
	98-6963	1	Label, Model Ident 5.0 50Hz		155-2816-02	1	<Strap, Muffler Mounting
	518-0452	1	Sealant, Thread (50cc Bottle)		815-0836	2	<Screw, Hex Washer Head Thread Forming (5/16-18 x 1-1/2")
	518-0602	1	Loctite, Bottle (250cc)				<Bar, Muffler Support
	525-0304	1	Paint, (Onan Green)		155-2815-02	1	<Gasket, Exhaust
	525-0673-01	1	Paint, (Premium Green) (13 oz.)		154-2542	1	<Clamp, Muffler
	525-0673-02	1	Paint, (Premium Green) (1 Qt.)		155-1015	1	<Hanger, Exhaust
	525-0673-03	1	Paint, (Premium Green) (1 Gal.)		155-2174	1	<Tube, Exhaust
	525-0305	1	Paint, Enamel Touch-Up Green (Non-Metallic) 13 oz. Pressurized Can		154-2540	1	<Clamp, Muffler
					155-1239	1	<Muffler, Spark Arrester
	518-0347	1	Loctite, Bottle (250cc)		155-1485	1	Kit, Exhaust Accessory (Spec A-D) (Includes Parts Marked &)
	168-0190	1	Kit, Gasket – Carbon Removal (Includes Parts Marked *)		542-0497	1	&Sheet, Instruction
	110-3575	3	*Gasket, Valve Cover				&Coil, Ignition
	110-2987	2	*Gasket, Cylinder Head		G196	1	&Clamp, Ignition Coil
	154-2747	2	*Gasket, Exhaust Manifold		166-0747	1	&Bit, Drill (.290" Diameter)
	110-3604	2	*Seal, Oil (Valve) – Intake		420-0581	1	&Screw, Hex Head Cap (5/16-18 x 1")
	110-3136	2	*Gasket, Valve Guide		800-0730	2	&Insulator, Terminal
	154-2219	2	*Gasket, Intake Manifold (NHD)		332-2112	1	&Washer, Flat (5/16)
	168-0193	1	Kit, Gasket – Engine Complete (Includes Parts Marked +)		526-0122	4	&Nut, Hex (5/16-18)
	101-0809	1	+Gasket, Rear Bearing Plate		862-0015	2	&Screw, Hex Head Cap (5/16-18 x 1-1/2")
	102-1387	1	+Gasket, Oil Base		800-0031	2	&Strap, Muffler Mounting
	103-0810	1	+Gasket, Gear Cover				
	110-0068	2	+Gasket, Valve Guide				
	110-3575	3	+Gasket, Valve Cover				
	110-2987	2	+Gasket, Cylinder Head				
	120-0161	1	+Gasket Kit (Oil Pump)				
	122-0776	1	+Gasket, Oil Filter Adapter				
	140-2308	1	+Gasket, Air Horn				
	141-0950	1	+Gasket, Carburetor				



## Labels, Paint, Thread Sealant, Gasket Kits, Carburetor Kits, and Accessory Kits

REF NO.	PART NO.	QTY USED	PART DESCRIPTION	REF NO.	PART NO.	QTY USED	PART DESCRIPTION
	815-0836	2	& Screw, Hex Washer Head Thread Forming (5/16-18 x 1-1/2")		541-0465	1	Kit, Single Phase Full Output (Includes Parts Marked >)
	155-2815-02	1	& Bar, Muffler Support		315-0738	1	> Transformer
	154-2542	1	& Gasket, Exhaust		315-0739-02	1	> Bracket, Transformer
	155-1015	1	& Clamp, Muffler		870-1183	2	> Nut, Hex With ET (#6-32)
	155-2174	1	& Hanger, Exhaust		320-1649-05	1	> Breaker, Magnetic Circuit
	154-2540	1	& Tube, Exhaust		821-0003		> Screw, Lock Head Whiz Lock (#10-32 x 1")
	155-2852-02	1	& Clamp, Muffler		870-0131	1	> Nut, Hex With ET (#10-32)
	155-2951	1	& Muffler, Spark Arrester		C-466	1	> Sheet, Instruction
	542-0495	1	Kit, Exhaust Accessory (Spec J and UP) (Includes Parts Marked =)		542-0336	1	Kit, Enable Relay Start (Begin Spec J) (Includes Parts Marked ^)
	G196	1	= Sheet, Instruction		338-3239	1	^ Harness Assembly
	800-0730	2	= Screw, Hex Head Cap (5/16-18 x 1")		815-0181	1	^ Screw, Hex Head Thread Cutting With ET (#10-32 x 1/2")
	332-2112	1	= Insulator, Terminal		C-100	1	^ Sheet, Instruction
	526-0122	4	= Washer, Flat (5/16)				
	862-0015	2	= Nut, Hex (5/16-18)				
	800-0031	2	= Screw, Hex Head Cap (5/16-18 x 1-1/2")				
	155-2816-02	1	= Strap, Muffler Mounting				
	815-0836	2	= Screw, Hex Washer Head Thread Forming (5/16-18 x 1-1/2")				
	155-2815-02	1	= Bar, Muffler Support				
	154-2542	1	= Gasket, Exhaust				
	155-1015	1	= Clamp, Muffler				
	155-2174	1	= Hanger, Exhaust				
	154-2540	1	= Tube, Exhaust				
	155-2852-02	1	= Clamp, Muffler				
	155-2951	1	= Muffler, Spark Arrester				

- \* - Parts Included in Carbon Removal Gasket Kit.
- + - Parts Included in Engine Gasket Kit.
- ~- Parts Included in Emissions Auto-Choke Carburetor Kit.
- # - Parts Included in 542-0328 Exhaust Accessory Kit.
- < - Parts Included in 542-0332 Exhaust Accessory Kit.
- &- Parts Included in 542-0497 Exhaust Accessory Kit.
- = - Parts Included in 542-0495 Exhaust Accessory Kit.
- > - Parts Included in Single Phase Full Output Kit.
- ^ - Parts Included in Enable Relay Start Kit.

## Numerical Index

<u>Part No.</u>	<u>Page</u>	<u>Part No.</u>	<u>Page</u>	<u>Part No.</u>	<u>Page</u>	<u>Part No.</u>	<u>Page</u>
098-4240, <b>16</b>		102-0938, <b>41</b>		110-3462-03, <b>9</b>		120-0680, <b>9</b>	
098-5142, <b>74</b>		102-1286, <b>41</b>		110-3462-04, <b>9</b>		122-0345, <b>33</b>	
098-5313, <b>74</b>		102-1387, <b>41, 74</b>		110-3549, <b>9</b>		122-0352-50, <b>42</b>	
098-5335, <b>74</b>		103-0772, <b>14</b>		110-3575, <b>11, 74</b>		122-0771, <b>42</b>	
098-5713, <b>74</b>		103-0810, <b>14, 74</b>		110-3604, <b>9, 74</b>		122-0776, <b>74</b>	
098-5716, <b>63</b>		103-0822, <b>14</b>		110-3655, <b>9</b>		122-0800, <b>42</b>	
098-5755, <b>38, 74</b>		104-0032, <b>13</b>		112-0069, <b>9</b>		122-0814, <b>42</b>	
098-5777-01, <b>74</b>		104-0043, <b>13</b>		112-0265, <b>9</b>		123-1174, <b>11</b>	
098-5815, <b>74</b>		104-0170, <b>13</b>		112-0265-01, <b>9</b>		123-1175, <b>11</b>	
098-5893, <b>74</b>		104-0575, <b>9</b>		112-0265-02, <b>9</b>		123-1615, <b>19, 23, 25</b>	
098-5894, <b>74</b>		104-0776, <b>9</b>		112-0265-03, <b>9</b>		123-1616, <b>41</b>	
098-5933, <b>74</b>		104-0779, <b>57</b>		112-0265-05, <b>9</b>		123-1653, <b>11</b>	
098-5934, <b>74</b>		104-1570, <b>57</b>		112-0267, <b>9</b>		123-1654, <b>11</b>	
098-6074-02, <b>74</b>		104-1736, <b>13</b>		112-0268, <b>9</b>		123-1871, <b>11</b>	
098-6236, <b>63</b>		105-0541, <b>12</b>		113-0296, <b>9</b>		123-1961, <b>41, 73</b>	
098-6402-01, <b>74</b>		105-0638, <b>12</b>		113-0296-05, <b>9</b>		123-1997-50, <b>38</b>	
098-6566, <b>73, 74</b>		105-0700, <b>12</b>		113-0296-10, <b>9</b>		123-2000, <b>38</b>	
098-6586-02, <b>74</b>		110-0068, <b>9, 74</b>		113-0296-20, <b>9</b>		123-2001, <b>38</b>	
098-6587-02, <b>73</b>		110-0539, <b>9</b>		113-0296-30, <b>9</b>		134-4342-01, <b>13</b>	
098-6618-01, <b>38, 73, 74</b>		110-0639, <b>11</b>		113-0311, <b>9</b>		134-4381-01, <b>45</b>	
098-6872, <b>74</b>		110-0893, <b>11</b>		113-0311-01, <b>9</b>		134-4381-70, <b>45</b>	
098-6937, <b>74</b>		110-0904, <b>9</b>		113-0311-02, <b>9</b>		134-4382-01, <b>45</b>	
098-6963, <b>74</b>		110-1624-01, <b>11</b>		113-0311-03, <b>9</b>		134-4382-70, <b>45</b>	
101-0405, <b>9</b>		110-1716, <b>9</b>		113-0311-05, <b>9</b>		134-4384, <b>45</b>	
101-0439-01, <b>9</b>		110-1716-02, <b>9</b>		114-0023, <b>23</b>		134-4386-50, <b>45</b>	
101-0804, <b>9</b>		110-1716-05, <b>9</b>		114-0188-00, <b>11</b>		134-4503-71, <b>45</b>	
101-0804-02, <b>9</b>		110-1716-10, <b>9</b>		114-0188-02, <b>11</b>		134-5018-02, <b>75</b>	
101-0804-10, <b>9</b>		110-1716-25, <b>9</b>		114-0188-10, <b>11</b>		134-5019, <b>75</b>	
101-0804-20, <b>9</b>		110-1718, <b>9</b>		114-0188-20, <b>11</b>		134-5051, <b>45</b>	
101-0804-30, <b>9</b>		110-1719, <b>9</b>		114-0188-30, <b>11</b>		140-1889, <b>19, 23</b>	
101-0805, <b>9</b>		110-1761, <b>9</b>		114-0203, <b>9</b>		140-1894, <b>23, 25</b>	
101-0805-02, <b>9</b>		110-2987, <b>9, 74</b>		115-0006, <b>11</b>		140-2021-50, <b>19</b>	
101-0805-10, <b>9</b>		110-3136, <b>74</b>		115-0006-02, <b>11</b>		140-2021-70, <b>19</b>	
101-0805-20, <b>9</b>		110-3167, <b>9</b>		115-0006-05, <b>11</b>		140-2308, <b>16, 19, 23, 25, 73, 74</b>	
101-0805-30, <b>9</b>		110-3168, <b>9</b>		120-0140, <b>9, 21</b>		140-2378-70, <b>19</b>	
101-0809, <b>9, 74</b>		110-3462, <b>9</b>		120-0161, <b>74</b>		140-2379, <b>19, 23, 25</b>	
102-0455, <b>9</b>		110-3462-01, <b>9</b>		120-0398, <b>9</b>		140-2482-01, <b>21</b>	
102-0743, <b>41, 74</b>		110-3462-02, <b>9</b>		120-0491, <b>9</b>			

## Numerical Index

<u>Part No.</u>	<u>Page</u>	<u>Part No.</u>	<u>Page</u>	<u>Part No.</u>	<u>Page</u>	<u>Part No.</u>	<u>Page</u>
140-2725, <b>19, 73</b>		146-0457, <b>26</b>		149-2495, <b>19</b>		153-0579, <b>19</b>	
140-2782, <b>25</b>		146-0578, <b>19, 26, 73</b>		150-0075, <b>12</b>		154-2219, <b>19, 23, 25, 74</b>	
140-2883-01, <b>21</b>		146-0587, <b>26, 73</b>		150-0078, <b>12</b>		154-2524, <b>19, 23, 25</b>	
140-2884, <b>19</b>		146-0588, <b>26</b>		150-0096, <b>15</b>		154-2537, <b>47</b>	
140-2916-02, <b>19</b>		146-0589, <b>26</b>		150-0939, <b>15</b>		154-2538, <b>47</b>	
140-2962, <b>21, 23, 25</b>		146-0590, <b>26</b>		150-1187, <b>14</b>		154-2539, <b>47, 49, 51, 55</b>	
140-2976, <b>21</b>		146-0593, <b>26</b>		150-1519, <b>12</b>		154-2540, <b>47</b>	
140-2977, <b>23, 25</b>		146-0631, <b>16</b>		150-1520, <b>12</b>		154-2541, <b>47, 51</b>	
140-3093, <b>19, 23, 25</b>		146-0632, <b>74</b>		150-1612, <b>15</b>		154-2542, <b>47, 49, 51, 55, 74, 75</b>	
141-0077, <b>27</b>		146-0665, <b>19, 74</b>		150-1958-02, <b>15</b>		154-2627, <b>51</b>	
141-0700, <b>27</b>		146-0725, <b>27</b>		150-1998, <b>14</b>		154-2638, <b>47, 51</b>	
141-0701, <b>27</b>		146-0729, <b>23, 27</b>		150-2002-04, <b>14</b>		154-2662, <b>47</b>	
141-0708, <b>27</b>		146-0748, <b>25</b>		150-2294, <b>15</b>		154-2663, <b>47</b>	
141-0710, <b>14</b>		148-0311, <b>23</b>		150-2296-01, <b>15</b>		154-2683, <b>47</b>	
141-0711, <b>27</b>		148-0852, <b>23</b>		150-2298-01, <b>15</b>		154-2718, <b>47</b>	
141-0736, <b>27</b>		148-0890, <b>25</b>		150-2421, <b>15, 73</b>		154-2747, <b>47, 51, 74</b>	
141-0906, <b>27</b>		148-0893, <b>25</b>		150-2424, <b>16</b>		154-2800, <b>47, 74</b>	
141-0919, <b>27</b>		148-0897, <b>25</b>		150-2425, <b>16</b>		154-2981, <b>47</b>	
141-0924, <b>27</b>		148-0898, <b>25</b>		150-2426, <b>16</b>		154-2983, <b>47</b>	
141-0933, <b>23, 25, 27</b>		148-0899, <b>25</b>		150-2429, <b>15</b>		154-3003, <b>49</b>	
141-0934, <b>27</b>		148-0900, <b>25</b>		150-2455, <b>15</b>		154-3027, <b>19, 23, 25</b>	
141-0935, <b>27</b>		148-0903-02, <b>25</b>		150-2469, <b>15</b>		154-3069, <b>47, 49</b>	
141-0936, <b>27</b>		148-1020, <b>23</b>		150-2494, <b>15</b>		155-1015, <b>47, 49, 51, 74, 75</b>	
141-0937, <b>27</b>		149-1353, <b>19</b>		150-2589, <b>15, 73</b>		155-1234, <b>49</b>	
141-0938, <b>27</b>		149-2038, <b>21</b>		150-2708-02, <b>16</b>		155-1239, <b>47, 49, 74, 75</b>	
141-0939, <b>27</b>		149-2038-01, <b>25</b>		150-2723-02, <b>16</b>		155-1256, <b>47, 49, 51, 55</b>	
141-0940, <b>27</b>		149-2097, <b>19</b>		151-0701, <b>16</b>		155-1258, <b>47, 49</b>	
141-0950, <b>16, 19, 73, 74</b>		149-2140, <b>19</b>		151-0752, <b>16</b>		155-1485, <b>47, 49, 74, 75</b>	
141-0958, <b>23, 25</b>		149-2208, <b>55</b>		151-0759, <b>16</b>		155-2025-02, <b>47</b>	
141-0978, <b>27</b>		149-2226, <b>19</b>		153-0554, <b>19</b>		155-2026-02, <b>47</b>	
145-0561, <b>19</b>		149-2269, <b>19</b>		153-0555, <b>19</b>		155-2049-02, <b>47, 51</b>	
145-0667, <b>19, 73</b>		149-2288, <b>19</b>		153-0556, <b>19</b>		155-2084, <b>47</b>	
145-0704, <b>21</b>		149-2320, <b>19</b>		153-0557, <b>19, 25</b>		155-2085, <b>47, 49, 51</b>	
145-0707, <b>19</b>		149-2331, <b>19</b>		153-0558, <b>19</b>		155-2086, <b>49, 51</b>	
146-0451, <b>26</b>		149-2331-02, <b>19</b>		153-0561, <b>19</b>		155-2164, <b>47, 49, 51</b>	
146-0452, <b>26</b>		149-2333, <b>19</b>		153-0576, <b>19</b>		155-2174, <b>47, 51, 74, 75</b>	
146-0453, <b>26</b>		149-2353, <b>19</b>		153-0577, <b>19</b>			
146-0456, <b>19, 26</b>		149-2354-02, <b>19</b>		153-0578, <b>19</b>			

## Numerical Index

<u>Part No.</u>	<u>Page</u>	<u>Part No.</u>	<u>Page</u>	<u>Part No.</u>	<u>Page</u>	<u>Part No.</u>	<u>Page</u>
155-2383, <b>55</b>		168-0193, <b>74</b>		191-2199-01, <b>37</b>		220-4194-09, <b>57</b>	
155-2449, <b>47</b>		191-1034, <b>36</b>		191-2199-02, <b>37</b>		220-4438-02, <b>57</b>	
155-2492-02, <b>47</b>		191-1035, <b>36</b>		201-3388-03, <b>57</b>		220-4439, <b>57</b>	
155-2540, <b>49, 74, 75</b>		191-1045, <b>36</b>		201-3388-04, <b>57</b>		220-4439-01, <b>57</b>	
155-2545-51, <b>45</b>		191-1046, <b>36</b>		201-3388-05, <b>57</b>		220-4532-01, <b>57</b>	
155-2580, <b>45</b>		191-1047, <b>36</b>		201-3388-06, <b>57</b>		226-3457, <b>33</b>	
155-2588, <b>47</b>		191-1156, <b>36</b>		201-3509-01, <b>57</b>		226-3504, <b>61</b>	
155-2589, <b>47</b>		191-1359, <b>36</b>		201-3509-02, <b>57</b>		226-3504-01, <b>61</b>	
155-2815-02, <b>49, 74, 75</b>		191-1456-05, <b>14</b>		201-3509-03, <b>57</b>		226-3852-01, <b>61</b>	
155-2816-02, <b>49, 74, 75</b>		191-1630, <b>33, 34</b>		201-3509-04, <b>57</b>		226-3852-02, <b>61</b>	
155-2852-02, <b>75</b>		191-1766, <b>37</b>		201-3514-01, <b>57</b>		226-3852-03, <b>61</b>	
155-2951, <b>75</b>		191-1776, <b>34</b>		201-3514-02, <b>57</b>		231-0359, <b>57</b>	
155-3259, <b>49</b>		191-1781, <b>34</b>		201-3514-03, <b>57</b>		231-0382-02, <b>57</b>	
159-0020, <b>55</b>		191-1784, <b>34</b>		201-3514-04, <b>57</b>		232-2955-02, <b>57</b>	
159-1193, <b>55</b>		191-1785, <b>34</b>		201-3525-01, <b>57</b>		232-3265-02, <b>61</b>	
159-1199, <b>55</b>		191-1786, <b>34</b>		201-3525-02, <b>57</b>		232-3836-02, <b>65</b>	
160-1151, <b>29</b>		191-1817, <b>34</b>		201-3525-03, <b>57</b>		232-3933-02, <b>65</b>	
160-1183, <b>29</b>		191-1818, <b>34</b>		201-3525-04, <b>57</b>		300-3763-04, <b>61</b>	
160-1314, <b>29</b>		191-1819, <b>34</b>		204-0134, <b>57</b>		300-3951, <b>61</b>	
160-1316, <b>29</b>		191-1820, <b>34</b>		205-0165, <b>57</b>		300-4442, <b>59</b>	
160-1317, <b>29</b>		191-1821, <b>34</b>		205-0221, <b>57</b>		300-4451, <b>59</b>	
160-1325, <b>28, 29</b>		191-1822, <b>34</b>		205-0235, <b>13</b>		300-4452, <b>59</b>	
160-1345-01, <b>30</b>		191-1931, <b>37</b>		205-0241, <b>57</b>		300-4453, <b>59</b>	
160-1368, <b>29, 30, 74</b>		191-1947, <b>37</b>		212-1276-03, <b>59</b>		300-4505, <b>65</b>	
166-0747, <b>28, 30, 74</b>		191-1949-09, <b>33, 37</b>		212-1284, <b>59</b>		300-4505-01, <b>65</b>	
166-0761, <b>30</b>		191-1951, <b>37</b>		212-1285, <b>59</b>		300-4506, <b>61</b>	
166-0770, <b>30</b>		191-1953, <b>37</b>		212-1286, <b>59</b>		300-4936, <b>71</b>	
166-0771, <b>28, 30</b>		191-1954, <b>37</b>		214-0103, <b>59</b>		300-4937, <b>71</b>	
166-0772, <b>28</b>		191-1955, <b>37</b>		220-4133, <b>57</b>		300-4938, <b>71</b>	
166-0789-01, <b>30</b>		191-1956, <b>37</b>		220-4133-02, <b>57</b>		300-4946, <b>65</b>	
166-0794, <b>30</b>		191-2122, <b>33, 36</b>		220-4135-03, <b>57</b>		300-5002-01, <b>65</b>	
166-0820, <b>30, 74</b>		191-2129, <b>34</b>		220-4135-04, <b>57</b>		301-3566, <b>72</b>	
166-0821-01, <b>30</b>		191-2132, <b>35</b>		220-4135-08, <b>57</b>		301-3606, <b>72</b>	
166-0842, <b>30</b>		191-2139, <b>32</b>		220-4193-01, <b>57</b>		302-0885, <b>72</b>	
167-0272, <b>28, 30, 73</b>		191-2158, <b>35</b>		220-4194-02, <b>57</b>		302-0888, <b>72</b>	
167-1602, <b>28, 30</b>		191-2186, <b>35</b>		220-4194-03, <b>57</b>		302-2002, <b>65</b>	
167-1615-01, <b>28, 30</b>		191-2187, <b>35</b>		220-4194-05, <b>57</b>		302-2003, <b>65</b>	
168-0190, <b>74</b>		191-2198-02, <b>36</b>		220-4194-06, <b>57</b>		303-0275, <b>65</b>	

## Numerical Index

<u>Part No.</u>	<u>Page</u>	<u>Part No.</u>	<u>Page</u>	<u>Part No.</u>	<u>Page</u>	<u>Part No.</u>	<u>Page</u>
303-0276, <b>61, 65</b>		319-0310-02, <b>31</b>		321-0322, <b>65, 69, 73</b>		323-1741, <b>65, 71</b>	
304-0796, <b>31</b>		319-0476, <b>55</b>		321-0322-02, <b>31</b>		323-1743, <b>71</b>	
304-0798, <b>31</b>		319-0477, <b>55</b>		321-0322-03, <b>31</b>		323-1744, <b>65, 71</b>	
305-0784, <b>31</b>		319-0478, <b>55</b>		321-0323-02, <b>61, 65, 73</b>		331-0244, <b>55</b>	
305-0809-03, <b>63</b>		319-0568, <b>61</b>		323-0400, <b>71</b>		331-0536, <b>57</b>	
305-0809-05, <b>63</b>		319-0668, <b>65</b>		323-0500, <b>71</b>		332-0142, <b>55</b>	
305-0830-01, <b>63</b>		319-1237-04, <b>61</b>		323-1104, <b>55</b>		332-0682, <b>69</b>	
305-0875-04, <b>66</b>		319-1237-05, <b>61</b>		323-1107, <b>55</b>		332-0806, <b>68, 69</b>	
305-0879-02, <b>66</b>		319-1237-07, <b>61</b>		323-1111, <b>55</b>		332-0819, <b>57</b>	
305-0881, <b>63, 66</b>		319-1238, <b>61</b>		323-1199, <b>61, 71</b>		332-0941, <b>57, 61</b>	
305-0883, <b>63, 66</b>		319-1238-11, <b>61</b>		323-1200, <b>61, 67, 71</b>		332-0942, <b>33, 71, 73</b>	
305-0911, <b>41</b>		319-1238-14, <b>61</b>		323-1216, <b>32</b>		332-1194, <b>69</b>	
305-0922, <b>41</b>		319-1598-01, <b>73</b>		323-1298, <b>57</b>		332-1554, <b>55</b>	
305-0923, <b>65</b>		319-1598-02, <b>31</b>		323-1302, <b>31, 61, 67</b>		332-1815, <b>63</b>	
305-0945-02, <b>66</b>		319-2272, <b>65</b>		323-1304, <b>71</b>		332-1993, <b>68, 69, 73</b>	
305-0979, <b>65</b>		319-2359, <b>65</b>		323-1312, <b>67</b>		332-2112, <b>49, 61, 74, 75</b>	
305-0980, <b>65</b>		319-2360, <b>65</b>		323-1314, <b>61</b>		332-2431, <b>68</b>	
307-1881, <b>23</b>		320-0540, <b>55</b>		323-1329, <b>67</b>		332-2859-01, <b>63</b>	
307-1886, <b>31, 65, 69, 73</b>		320-0541, <b>55</b>		323-1342, <b>71</b>		332-2868, <b>63</b>	
307-2501, <b>25</b>		320-0543, <b>55</b>		323-1371, <b>63</b>		332-3075, <b>61</b>	
307-2559-01, <b>23</b>		320-1322, <b>61</b>		323-1440, <b>67</b>		332-3166, <b>73</b>	
307-2570, <b>61</b>		320-1323, <b>61, 63</b>		323-1486, <b>31, 67, 68</b>		332-3198, <b>30</b>	
307-2767, <b>65</b>		320-1548-04, <b>61</b>		323-1487-03, <b>67</b>		332-3213, <b>38</b>	
307-2833-03, <b>65</b>		320-1548-05, <b>61</b>		323-1491, <b>32, 61</b>		332-3328, <b>59</b>	
308-0341, <b>72</b>		320-1572, <b>63</b>		323-1492, <b>32, 65</b>		332-3359, <b>33, 59</b>	
308-0479, <b>55</b>		320-1649-03, <b>61</b>		323-1501, <b>32</b>		332-3582, <b>65</b>	
308-0852, <b>61</b>		320-1649-04, <b>61</b>		323-1505, <b>32</b>		337-2311, <b>41</b>	
308-0949, <b>61</b>		320-1649-05, <b>61, 75</b>		323-1563, <b>65</b>		337-2808, <b>57</b>	
308-0995, <b>61</b>		320-1658, <b>31</b>		323-1582, <b>61</b>		338-1080, <b>71</b>	
308-1050, <b>65</b>		320-1683, <b>61, 63</b>		323-1591, <b>32, 65</b>		338-1081, <b>71</b>	
309-0322, <b>42</b>		320-1694, <b>61</b>		323-1623, <b>32, 65</b>		338-1082, <b>71</b>	
312-0256, <b>31, 57</b>		320-2003-01, <b>63</b>		323-1624, <b>32, 65</b>		338-2041, <b>67</b>	
315-0684, <b>61</b>		321-0287, <b>61</b>		323-1625, <b>65</b>		338-2046, <b>71</b>	
315-0738, <b>61, 75</b>		321-0295, <b>61</b>		323-1707, <b>65, 71</b>		338-2083, <b>61</b>	
315-0739-02, <b>61, 65, 75</b>		321-0298, <b>61</b>		323-1708, <b>65, 71</b>		338-2083-01, <b>61</b>	
315-0754, <b>41, 66</b>		321-0321-04, <b>65</b>		323-1709, <b>71</b>		338-2083-02, <b>61</b>	
315-0758, <b>65</b>		321-0321-06, <b>31, 65, 69,</b>		323-1712, <b>65, 71</b>		338-2083-03, <b>61</b>	
315-0792-03, <b>66</b>		<b>73</b>					

## Numerical Index

<u>Part No.</u>	<u>Page</u>	<u>Part No.</u>	<u>Page</u>	<u>Part No.</u>	<u>Page</u>	<u>Part No.</u>	<u>Page</u>
338-2086, <b>67</b>		357-0067, <b>19, 31, 68</b>		410-1025, <b>55</b>		503-1365, <b>25</b>	
338-2260-01, <b>71</b>		359-0034, <b>72</b>		416-0945, <b>55</b>		503-1483, <b>25</b>	
338-2260-02, <b>71</b>		370-4027, <b>47</b>		416-0950, <b>55</b>		503-1551, <b>43</b>	
338-2318-01, <b>31</b>		370-4052, <b>19</b>		416-0951-01, <b>55</b>		504-0150, <b>41</b>	
338-2318-02, <b>31</b>		370-4086, <b>66</b>		416-0951-02, <b>55</b>		505-0051, <b>23</b>	
338-2320, <b>67</b>		402-0547, <b>41</b>		418-0014, <b>49</b>		505-0057, <b>23</b>	
338-2332, <b>61, 65</b>		402-0549, <b>41</b>		501-0497, <b>25</b>		505-0266, <b>41</b>	
338-2360, <b>61, 65</b>		402-0597, <b>41</b>		501-0512, <b>25</b>		505-0332, <b>23</b>	
338-2361, <b>19</b>		402-0602, <b>41</b>		501-0525, <b>25</b>		505-1426, <b>23, 25</b>	
338-2386, <b>55</b>		403-1477, <b>55</b>		502-0002, <b>19</b>		508-0008, <b>53</b>	
338-2572, <b>61, 65</b>		403-1523-01, <b>45</b>		502-0003, <b>19</b>		508-0071, <b>53</b>	
338-2636, <b>67</b>		403-2218-01, <b>41</b>		502-0020, <b>19</b>		508-0272, <b>57</b>	
338-2637, <b>67</b>		403-2218-02, <b>41</b>		502-0028, <b>19, 73</b>		509-0008, <b>14, 74</b>	
338-2637-01, <b>67</b>		403-2331, <b>53</b>		502-0054, <b>25</b>		509-0040, <b>14, 74</b>	
338-2643-01, <b>31</b>		403-2864, <b>55</b>		502-0238, <b>23</b>		509-0041, <b>9, 74</b>	
338-2643-02, <b>31</b>		403-2865, <b>55</b>		502-0313, <b>19</b>		509-0096, <b>41, 73, 74</b>	
338-2775, <b>67</b>		403-2866, <b>55</b>		502-0395, <b>23</b>		509-0196, <b>59</b>	
338-2776-01, <b>31</b>		403-2867, <b>55</b>		502-0838, <b>25</b>		509-0269, <b>38</b>	
338-2776-02, <b>31</b>		403-2868, <b>55</b>		502-0923-02, <b>25</b>		509-0294, <b>41, 73</b>	
338-2790, <b>68</b>		403-2870, <b>55</b>		502-0927-01, <b>25</b>		509-0313, <b>19, 65</b>	
338-2815, <b>69, 73</b>		403-2871, <b>55</b>		502-0929-01, <b>25</b>		510-0013, <b>14</b>	
338-2816, <b>31</b>		403-2872, <b>55</b>		502-0931-02, <b>25</b>		510-0014, <b>14</b>	
338-2820, <b>31</b>		405-3394, <b>53</b>		502-0935, <b>25</b>		510-0015, <b>12</b>	
338-2917, <b>31</b>		405-3397, <b>53</b>		502-0949-01, <b>25</b>		510-0185, <b>57</b>	
338-2918, <b>61</b>		405-3400, <b>53</b>		502-0965-01, <b>25</b>		515-0001, <b>12, 13</b>	
338-2919, <b>67</b>		405-3401, <b>53</b>		502-1026, <b>43</b>		515-0142, <b>57</b>	
338-3105, <b>67</b>		405-3406, <b>53</b>		502-1105, <b>19</b>		515-0263, <b>13</b>	
338-3109, <b>65</b>		405-3453, <b>53</b>		502-1108, <b>19</b>		516-0069, <b>61</b>	
338-3143, <b>65</b>		405-3597, <b>53</b>		503-0183, <b>19, 23, 25</b>		516-0072, <b>9</b>	
338-3145, <b>32</b>		405-3604, <b>53</b>		503-0301, <b>55</b>		516-0130, <b>14</b>	
338-3239, <b>69, 75</b>		405-3607, <b>53</b>		503-0707, <b>55</b>		516-0141, <b>9</b>	
338-3489-01, <b>71</b>		405-3608-02, <b>53</b>		503-0813, <b>19</b>		517-0048-01, <b>9</b>	
338-3489-02, <b>71</b>		405-3781-01, <b>53</b>		503-1016, <b>23</b>		517-0067, <b>9</b>	
338-3513, <b>71</b>		405-5753, <b>53</b>		503-1048, <b>23</b>		517-0103, <b>9</b>	
338-3572, <b>71</b>		406-0566, <b>53</b>		503-1133, <b>19, 23, 25</b>		517-0133, <b>61, 65</b>	
338-3624, <b>65</b>		406-0567-02, <b>53</b>		503-1190, <b>25</b>		517-0223, <b>21</b>	
338-3673, <b>65</b>		406-0568, <b>53</b>		503-1252, <b>19</b>		517-0260, <b>43</b>	
338-3699, <b>16</b>		410-0236, <b>55</b>		503-1351, <b>19</b>		517-0283, <b>45</b>	

## Numerical Index

<u>Part No.</u>	<u>Page</u>	<u>Part No.</u>	<u>Page</u>	<u>Part No.</u>	<u>Page</u>	<u>Part No.</u>	<u>Page</u>
517-0319, <b>59</b>		526-0251, <b>19, 23, 25, 41</b>		800-0031, <b>49, 74, 75</b>		815-0590, <b>19, 23, 25, 73</b>	
517-0320, <b>19</b>		526-0324, <b>41</b>		800-0032-01, <b>14</b>		815-0591, <b>19, 23, 25</b>	
518-0006, <b>15</b>		526-0325, <b>41</b>		800-0036, <b>47</b>		815-0592, <b>19</b>	
518-0014, <b>13</b>		526-0356, <b>13</b>		800-0048, <b>41, 53</b>		815-0598, <b>41</b>	
518-0130, <b>55</b>		526-0382, <b>53</b>		800-0052, <b>33, 59</b>		815-0646, <b>57</b>	
518-0294, <b>9</b>		526-0402, <b>9</b>		800-0055, <b>19, 23, 25</b>		815-0647, <b>25</b>	
518-0347, <b>74</b>		526-1518, <b>53</b>		800-0058, <b>41</b>		815-0650, <b>30</b>	
518-0350, <b>23</b>		541-0456, <b>38</b>		800-0312, <b>33</b>		815-0659, <b>14</b>	
518-0387, <b>19</b>		541-0465, <b>75</b>		800-0512, <b>47, 51</b>		815-0661, <b>31, 61</b>	
518-0450, <b>19</b>		541-0532, <b>25</b>		800-0545, <b>14</b>		815-0662, <b>61</b>	
518-0452, <b>74</b>		541-0543, <b>65</b>		800-0575, <b>9, 59</b>		815-0664, <b>16, 25</b>	
518-0459, <b>19</b>		542-0265, <b>49</b>		800-0590, <b>9</b>		815-0691-01, <b>63, 66</b>	
518-0460, <b>57</b>		542-0328, <b>49</b>		800-0600, <b>59</b>		815-0692-01, <b>25</b>	
518-0466, <b>19</b>		542-0332, <b>47, 74</b>		800-0730, <b>47, 49, 51, 74, 75</b>		815-0692-02, <b>19, 61</b>	
518-0582, <b>15</b>		542-0335, <b>47</b>		801-0050, <b>9</b>		815-0712, <b>31</b>	
518-0602, <b>74</b>		542-0336, <b>69, 75</b>		802-0034, <b>29</b>		815-0759, <b>45</b>	
518-0606, <b>15, 73</b>		542-0338, <b>49</b>		802-0055, <b>47, 51</b>		815-0770, <b>30</b>	
520-0961-02, <b>57</b>		542-0341, <b>47</b>		802-1038, <b>57</b>		815-0772, <b>19</b>	
525-0304, <b>74</b>		542-0351, <b>49</b>		803-0071, <b>9</b>		815-0782, <b>19</b>	
525-0305, <b>74</b>		542-0469, <b>49</b>		805-0010, <b>9</b>		815-0783-01, <b>16</b>	
525-0673-01, <b>74</b>		542-0470, <b>49</b>		812-0061, <b>61</b>		815-0783-02, <b>16</b>	
525-0673-02, <b>74</b>		542-0482, <b>49</b>		813-0114, <b>66</b>		815-0788, <b>57, 65</b>	
525-0673-03, <b>74</b>		542-0495, <b>47, 75</b>		815-0046, <b>14</b>		815-0793-07, <b>31</b>	
526-0002, <b>21</b>		542-0497, <b>47, 74</b>		815-0176, <b>25</b>		815-0836, <b>49, 74, 75</b>	
526-0003, <b>25</b>		740-1004, <b>9, 30, 47</b>		815-0181, <b>16, 69, 75</b>		815-0867, <b>65</b>	
526-0008, <b>66</b>		740-1006, <b>47</b>		815-0236, <b>41</b>		815-0870, <b>65</b>	
526-0014, <b>41</b>		750-1006, <b>37</b>		815-0261, <b>14, 25, 38, 45, 47, 65</b>		815-0908, <b>59</b>	
526-0017, <b>13</b>		800-0002, <b>53</b>		815-0290, <b>19, 30, 47, 66, 75</b>		818-0237-01, <b>16</b>	
526-0018, <b>11, 32, 47</b>		800-0003, <b>53</b>		815-0340, <b>28, 42, 57</b>		820-1077, <b>14</b>	
526-0021, <b>21, 23, 25</b>		800-0004, <b>30, 41, 47, 49, 51</b>		815-0359, <b>57</b>		821-0002, <b>65</b>	
526-0032, <b>57</b>		800-0005, <b>47</b>		815-0380, <b>72</b>		821-0003, <b>61, 75</b>	
526-0065, <b>14, 427</b>		800-0007, <b>9, 16, 47</b>		815-0384, <b>65</b>		821-0004, <b>31, 73</b>	
526-0066, <b>9</b>		800-0011, <b>11</b>		815-0385, <b>61, 72</b>		821-0009, <b>45</b>	
526-0081, <b>55</b>		800-0013, <b>11</b>		815-0550, <b>61</b>		821-0010, <b>41, 45, 75</b>	
526-0122, <b>49, 53, 74, 75</b>		800-0017, <b>21, 23, 25</b>		815-0587, <b>19, 23, 25</b>		821-0012, <b>31</b>	
526-0130, <b>47, 49, 51, 53</b>		800-0026, <b>47, 53</b>				821-0014, <b>53</b>	
526-0174, <b>53, 75</b>		800-0028, <b>23, 42</b>				821-0015, <b>57</b>	
526-0250, <b>9</b>							



## Numerical Index

<u>Part No.</u>	<u>Page</u>	<u>Part No.</u>	<u>Page</u>	<u>Part No.</u>	<u>Page</u>	<u>Part No.</u>	<u>Page</u>
821-0016, <b>41, 47</b>		850-0050, <b>9, 33, 59</b>		860-0006, <b>72</b>		870-0212, <b>19, 47, 75</b>	
821-0018, <b>32, 47</b>		850-0055, <b>57</b>		862-0001, <b>23, 33</b>		870-0221, <b>25</b>	
821-0029, <b>47, 51</b>		850-0114-07, <b>33, 59</b>		862-0003, <b>33, 57</b>		870-0257, <b>9, 23, 53</b>	
821-0031, <b>41, 59</b>		850-2005, <b>28</b>		862-0015, <b>19, 23, 25, 49, 73, 74, 75</b>		870-0328, <b>14, 30</b>	
821-0033, <b>53</b>		851-0031, <b>14</b>		862-0041, <b>33, 57</b>		870-0415, <b>45</b>	
850-0030, <b>31</b>		853-0013, <b>41</b>		870-0065, <b>16, 65</b>		870-0421, <b>19</b>	
850-0038, <b>29</b>		856-0003, <b>31</b>		870-0131, <b>15, 61, 63, 75</b>		870-0437, <b>53</b>	
850-0040, <b>23, 25, 33, 47, 49, 51, 53</b>		856-0006, <b>19, 32, 66</b>		870-0183, <b>61</b>		870-1183, <b>61, 65, 75</b>	
850-0045, <b>47, 49, 51</b>		856-0008, <b>41, 57</b>		870-0203, <b>57</b>			
		856-0010, <b>41, 59</b>					