

The following catalog has gaps in its page numbers, or doesn't have any numbers. We have chosen to leave the page numbering in the order that Acrobat assigns it.

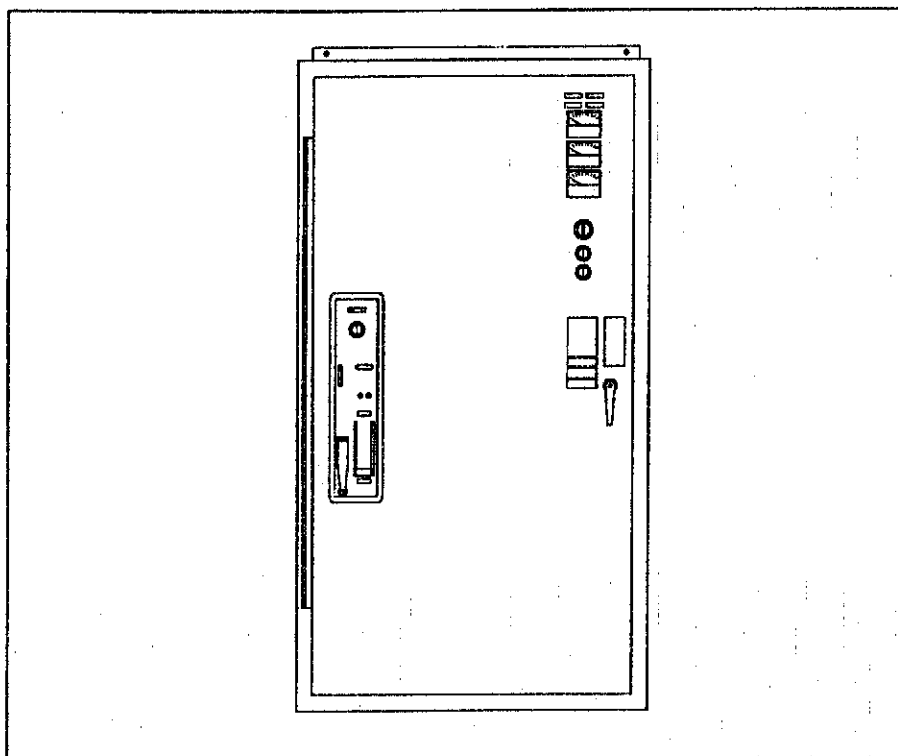


PARTS CATALOG

BT/BN

300-400

Transfer Switch



962-0223
12-91 (SPEC B)
Printed in U.S.A.

Introduction

Identify your model by referring to the Model and Specification number as shown on the nameplate. Electrical characteristics are shown on the lower portion of the nameplate, which is located on the cabinet door. If it is necessary to contact a dealer or distributor regarding the transfer switch, always give the complete Model, Specification, and Serial number as listed on the nameplate. This information is necessary to properly identify your unit among the many types manufactured.

For the name of your local Cummins/Onan distributor in the United States or Canada, call 1-800-888-ONAN. This automated service utilizes touch-tone phones only.) By entering your area code and the first three digits of your local telephone number, you will receive the name and telephone number of the distributor nearest you.

Feature Option	Feature Description	Feature Option	Feature Description
A013	Current Rating - 150 Amps	J022	Program Transition - 0-60 Sec
A014	Current Rating - 225 Amps	K001	Battery Charger - 2A, 12/24V
A015	Current Rating - 260 Amps	K002	Battery Charger - 10A, 12V
A016	Current Rating - 300 Amps	K003	Battery Charger - 10A, 24V
A017	Current Rating - 400 Amps	L001	Aux Relay - 24 VAC Coil
A018	Current Rating - 600 Amps	L002	Aux Relay - Emergency Position
A019	Current Rating - 800 Amps	L003	Aux Relay - Normal Position
A020	Current Rating - 1000 Amps	L004	Aux Relay - Emergency Source
A028	Transfer Switch - 3 Pole	L005	Aux Relay - Normal Source
A029	Transfer Switch - 4 Pole	L101	Aux Relay - 24 VDC Coil
A035	Application - Utility to Genset	L102	Aux Relay - Emergency Position
A036	Application - Utility to Utility	L103	Aux Relay - Normal Position
A041	System - 1 Phase, 2-W or 3-W	L104	Aux Relay - Genset Start
A042	System - 3 Phase, 3-W or 4-W	L201	Aux Relay - 12 VDC Coil
A044	Frequency - 60 Hertz	L202	Aux Relay - Emergency Position
A045	Frequency - 50 Hertz	L203	Aux Relay - Normal Position
A046	Listing - UL	L204	Aux Relay - Genset Start
A047	Certification - CSA	M001	Module - Signal
A048	Listing - Not Applicable	M003	Terminal Block - 30 Points
A050	Packing - Wooden Crate	M007	Load Shed - From Emergency
A051	Packing - Export Box	N001	Switch - Auto/Manual Change
B001	Cabinet - Type 1	N002	Terminal Block - Batt Chrg Alarms
B002	Cabinet - Type 3R	N005	Terminal Block - Source 1/2 Rmt Si
B004	Open Construction	R021	208 VAC
C015	Control - Time Delay Start 90 Sec	R022	220 VAC
C016	Control - OV and O/U Hz, Source 2	R023	240 VAC
C017	Control - OV and O/U Hz, Source 1	R024	380 VAC
D001	Meters - None	R025	416 VAC
D002	Meters - Door Mounted	R026	480 VAC
J001	Clock - 7 Day Exerciser	R027	600 VAC
J021	Program Transition - 0-7.5 Sec		

Feature options can be determined by reading them off of the nameplate, or by accessing the following screen through the distributor on-line computer system. Note that the first digit typed on this screen is a code number corresponding to an individual Onan product (1=Engines, 2=Gensets, 5=Gen Ends, 6=LT's, 7=OT's/BT's) and that the spec number is always kept to the right and zero filled if the spec number is less than five

MAD2
ITEM NO: 702835

.....
SPEC 02835

A015 260 AMPS CONTINUOUS
A029 4 POLE SWITCH FOR PROGRAM
A035 UTILITY TO GENSET
A042 THREE PHASE (3 OR 4 WIRE)
A044 60 HZ FREQUENCY
A046 UL LISTED
A050 DOMESTIC PACKING
B001 CABINET - NEMA #1
D002 DOOR ASSY - WITH METERS
J001 EXERCISER CLOCK - 7 DAY
J021 PROGRAM TRANSITION - 7.5 SEC
R026 480 VAC

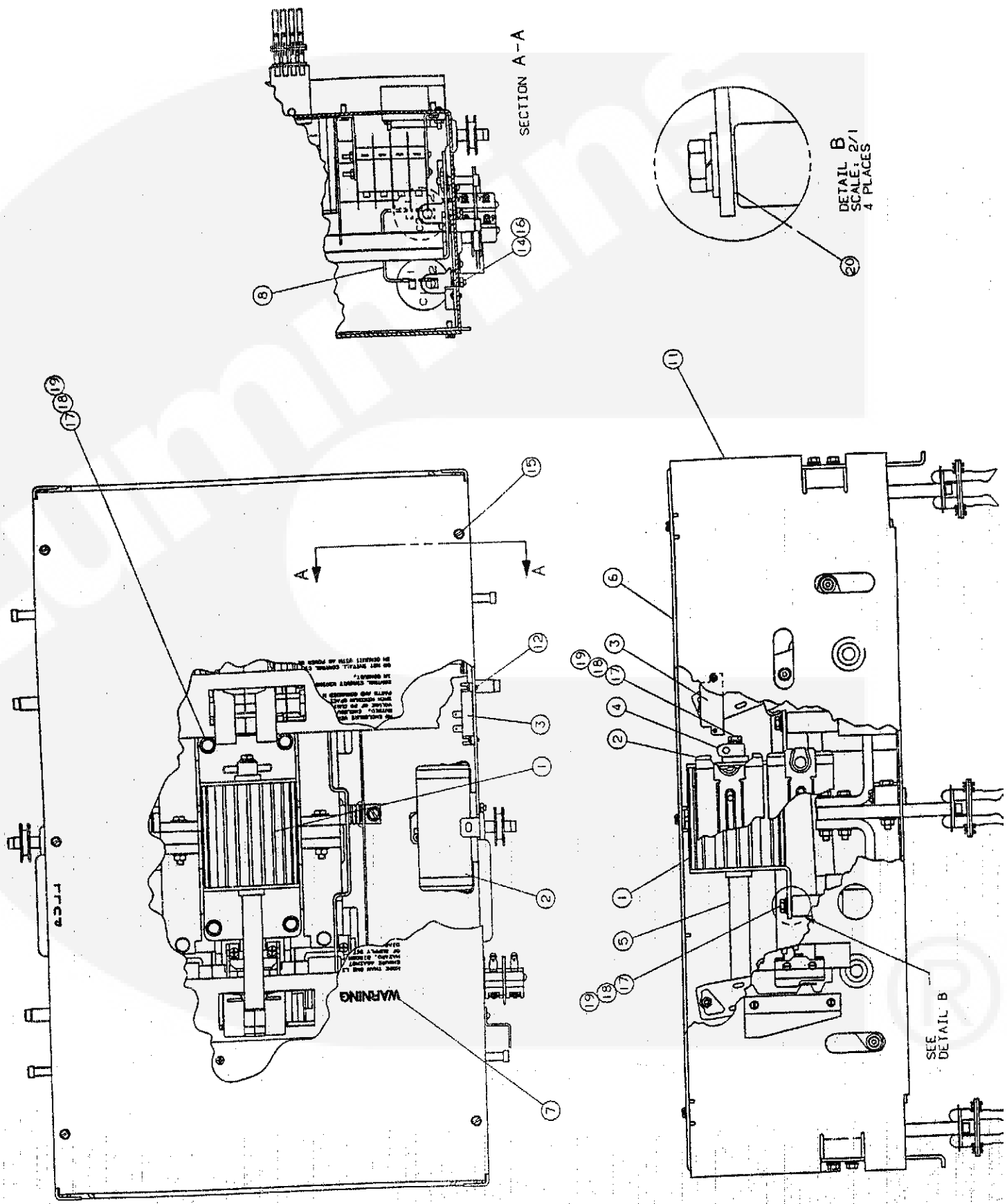
Index

- Actuator, Linear 5
Ammeter, DC 71
Arm 27,29,31
Arm, Indicator 27,29,31
Arm, Interlock 7,9,11,13,33,35,37,39,41,
43,45,47
Arm, Pivot - Left Hand 49
Arm, Pivot - Right Hand 49
Automatic/Manual Selector Switch
Assembly 67
Auxilliary Relay Assembly 68
Auxilliary Switch Assembly 19
- Bar Support - Load 41,43,45,47
Bar, Interlock 11,13,27,29,31,33,35,
37,39,41,43,45,47
Bar, Neutral 33,35
Bar, Support 7,9,11,13
Bar, Support - Load 11,13,45
Barrier, Base 33,35,37,39,41,43,45,47
Barrier, Base - Transfer 7,9,11,13
Barrier, Chute - Arc 15,17
Barrier, Switch 7,9,11,13,19,27,29,31
Base 7,9,11,13
Base, Insert 33,35,37,39,41,43,45,47
Battery Charge Alarm Harness Assembly 60
Battery Charger Assembly 70
Block 15,17
Block & Contact Assembly 11,13
Block & Contact Assembly, 4 Pole 21
Block & Crossbar Assembly 33
Block & Crossbar Assembly, 3 Pole 15
Block & Crossbar Assembly, 4 Pole 17
Block & Crossbar, Emergency 7,9,11,13
Block & Crossbar, Normal 7,9,11,13
Block, Auxiliary 65
Block, Contact 21
Block, Terminal 27,29,31
Block, Terminal - Sectional 55,61,65
Board, Circuit - Printed 51,53,55,57
Board, Printed Circuit - Battery
Charger 71
Box, Control 51,53
Bracket 49
Bracket, Actuator 7,9,11,13,27,29,31,49
Bracket, Base - Secdisc 33,35,37,39,41,
43,45,47
Bracket, Block - Terminal 27,29,31
Bracket, Cover - Lug 27,29,31
Bracket, End - Terminal 51,53
Bracket, Indicator 7,9,11,13
Bracket, Mounting - Base 27,29,31
Bracket, Panel - Control 27,29,31
Bracket, Plug - Control 51,53
Bracket, Plug - Secdisc 33,35,37,39,41,
43,45,47
Bracket, Reducer - Speed 27,29,31
Bracket, Shutter 27,29,31,33,35,37,39,41,
43,45,47
Bracket, Solenoid 49
Bracket, Stop 27,29,31
Bracket, Support 27,29,31,49
Bracket, Support - Spring 33,35,37,39,41,
43,45,47
Bracket, Trip 27,29,31
Breaker, Circuit 5
Bumper 51,53
Bus, Load 7,9,11,13
Bus, Load - Rear 41,43,45,47
Bus, Lug - Load 33,35,37,39
Bus, Lug - Normal/Emergency 33,35,37,
39,41,43,45,47
Bus, Spacer 37,39,45,47
Bus, Stab - Emergency/Normal 33,35,
37,39,41,43,45,47
Bus, Stab - Load 33,35,37,39,41,43,
45,47
Bushing 7,9,11,13,27,29,31,49
Bypass Frame Assembly 27,29,31
Bypass Operator Assembly 49
Bypass Switch Assembly, Front
Connect - 3 Pole 33,35
Bypass Switch Assembly, Front
Connect - 4 Pole 37,39
Bypass Switch Assembly, Rear
Connect - 3 Pole 41,43
Bypass Switch Assembly, Rear
Connect - 4 Pole 45,47
- Cap. Connector 63
Capacitor 5
Chute, Arc 11,13,15,17,37,39,45,47
Clock, Exerciser 59
Collar, Locking 27,29,31
Collar, Threaded 29,31
Collar, Threaded (.62) 27
Contact Finger Assembly 23
Contactor, Interlocking 51,53
Control Cabinet Assembly 51,53
Coupling, Reducer 27,29,31
Cover 49,55,57,71
Cover, Chute - Arc 11,13,37,39,45,47
Cover, Control 51,53
Cover, End 7,9,11,13
Cover, Lug 27,29,31
Cover, Moveable 27,29,31
Cover, Sentry - Power 51,53
Cover, Shutter 27,29,31
Crossbar 15,17
- Decal 49,57
Decal, Cabinet - NEMA 1 51,53
Decal, Closed 49
Decal, Cover 5,71
Decal, Cover - Lug 27,29,31
Decal, Cover - Power Sentry 51,53
Decal, Door 51,53
Decal, Instruction - Operation 51,53
Decal, Module - Signal 55
Decal, Open 49
Decal, Plug - Disconnect 51,53
Decal, Switch 51,53
Decal, Switch - BT 51,53
Decal, UL 51,53
Divider, Contact 23
Door, Box - Control 51,53
- Edging 51,53
End-Bracket 60
End-Bracket, Terminal 55,61,65
End-Plate, Terminal 55,61,65
Exerciser Clock Assembly 58
- Finger 23
Finger Assembly 7,9,11,13
Fuse 71
Fuse, 15 Amp 71
- Guide, Plunger 27,29,31
Guide, Rod 51,53
Guide, Stop 27,29,31
- Handle Assembly 7,9,11,13,25
Handle, Actuator 33,35,37,39,41,43,
45,47,49
Handle, Keyed 51,53
Handle, Switch - Left Hand 25
Handle, Switch - Right Hand 25
Harness, Charger - Battery 71

Index

- Harness, Frame - Bypass 27,29,31
Harness, Wiring 7,9,11,13,55,57,61,63,65,71
Harness, Wiring - Cabinet 51,53
Harness, Wiring - Lamp/Switch 51,53
Holder, Fuse 71
- Insert, Threaded 21
Insulator, Chute - Arc 11,13,15,17,37,39,45,47
- Jumper, Terminal 27,29,31
- Knob, Ball 27,29,31
- Label, Block - Terminal 55,61,65
Label, Caution - Jumper 27,29,31
Label, Danger 27,29,31,51,53
Label, Position - Switch 27,29,31
Label, Torque 51,53
Label, Warning 51,53
Latch, Cam - 3 Point 51,53
Lead 67
Lead, Clock 59
Lever, Crank 27,29,31
Lever, Plunger 27,29,31
Light, Indicating 27,29,31
Light, Indicating - Amber 51,53
Light, Indicating - Green 51,53
Light, Indicating - Red 51,53
Light, Indicating - White 51,53
Link, Drive 27,29,31
Link, Plunger 49
Link, Shutter 27,29,31
Load Shed Assembly 65
Lug, Solderless 35,37,39
- Marker, Letters 51,53
Marker, Numbers 51,53
Meter Assembly 63
Meter, Ampere 63
Meter, Frequency 63
Meter, Volt - AC 63
Mount, Tie - Cable 27,29,31,51,53,63
- Operator Assembly, Bypass 27,29,31
- Panel, Control 51,53
Pin Assembly, Ribbon 51,53,55
Pin, Clevis 7,9,11,13,27,29,31
Pin, Clevis - Plunger 49
Pin, Clevis - Secdisc 33,35,37,39,41,43,45,47
Pin, Cotter 27,29,31,33,35,37,39,41,43,45,47,49
Pin, Guide 27,29,31
Pin, Roll 27,29,31
Pin, Roll - Solenoid 49
Pin, Spring 27,29,31
Plate, Ind 49
Plate, Indicating 7,9,11,13
Plate, Indicator 27,29,31
Plate, Mounting - Handle 7,9,11,13
Plug, Hole 51,53
Plunger 49
Plunger, Nylon 27,29,31
Program Transition Assembly 57
Pushnut 27,29,31
- Rail, Lower - Left Hand 27,29,31
Rail, Lower - Right Hand 27,29,31
Rail, Pivoting 27,29,31
Rail, Terminal 51,53,55,61,65,69
Rail, Upper - Left Hand 27,29,31
Rail, Upper - Right Hand 27,29,31
- Rectifier 71
Rectifier, Bridge 27,29,31,71
Reducer, Speed 27,29,31
Relay, Control 57,65,69
Ring 7,9,11,13,21,27,29,31,49
Ring, Terminal 33,35,37,39,41,43,45,47
Rod, Actuator 5,27,29,31
Rod, Shutter 27,29,31
Rod-End, Actuator 5
Roller, Rod 51,53
- Screw, Round Head 27
Shaft, Drawout 27,29,31
Shaft, Threaded 27,29,31
Shield, Meter 63
Signal Module Assembly 55
Sleeving, Wheel 7,9,11,13
Socket, Contact 63
Solenoid 49
Spacer 7,9,11,13
Spacer, Actuator 5
Spacer, Bar - Neutral 33,35,51,53
Spacer, Block - Mounting 11,13,37,39,45,47
Spacer, Bus 11,13
Spacer, Finger 23
Spacer, Handle 27,29,31
Spacer, Shutter 27,29,31
Spring, Contact 23,27,29,31
Spring, Plunger 49
Spring, Secdisc 33,35,37,39,41,43,45,47
Spring, Solenoid 49
Stab 7,9,11,13
Standoff, Insulator 33,35,37,39,41,43,45,47
Standoff, Threaded 7,9,11,13
Strap, Ground 51,53
Strap, Line 15,17,21
Strip, Marker 27,29,31
Support, Side - Right Hand 27,29,31
Support, Spring 23
Support, Weldment - Left Hand 27,29,31
Switch Assembly 5
Switch Assembly, Auxiliary 7,9,11,13,33
Switch Assembly, 3 Pole 7,9
Switch Assembly, 4 Pole 11,13
Switch, Action - Snap 7,9,11,13,19,27,29,31
Switch, Rotary - Volt/Amp 63
Switch, Selector 27,29,31,51,53
Switch, Selector - Key Oper 67
- Tag, Block - Terminal (21-30) 55
Tag, Caution 27,29,31
Tag, Terminal - Blank 65
Tag, Terminal - 11-20 55
Tag, Terminal - 41-50 61
Terminal 63
Terminal, Ring 69
Terminal, Tap - Plier 69
Tie, Cable 5,27,29,31,51,53,55,57,61,63,65,67,71
Tie, Clock 59
Transfer Switch Assembly 5
Transformer 71
Transformer, Current 63
Transformer, Power 51,53
Transformer, Power - 600 VAC to 208 VAC 51,53
Transformer, Stepdown 63
- Wheel, Bypass 7,9,11,13
Wrapper, Charger - Battery 71

Transfer Switch Assembly

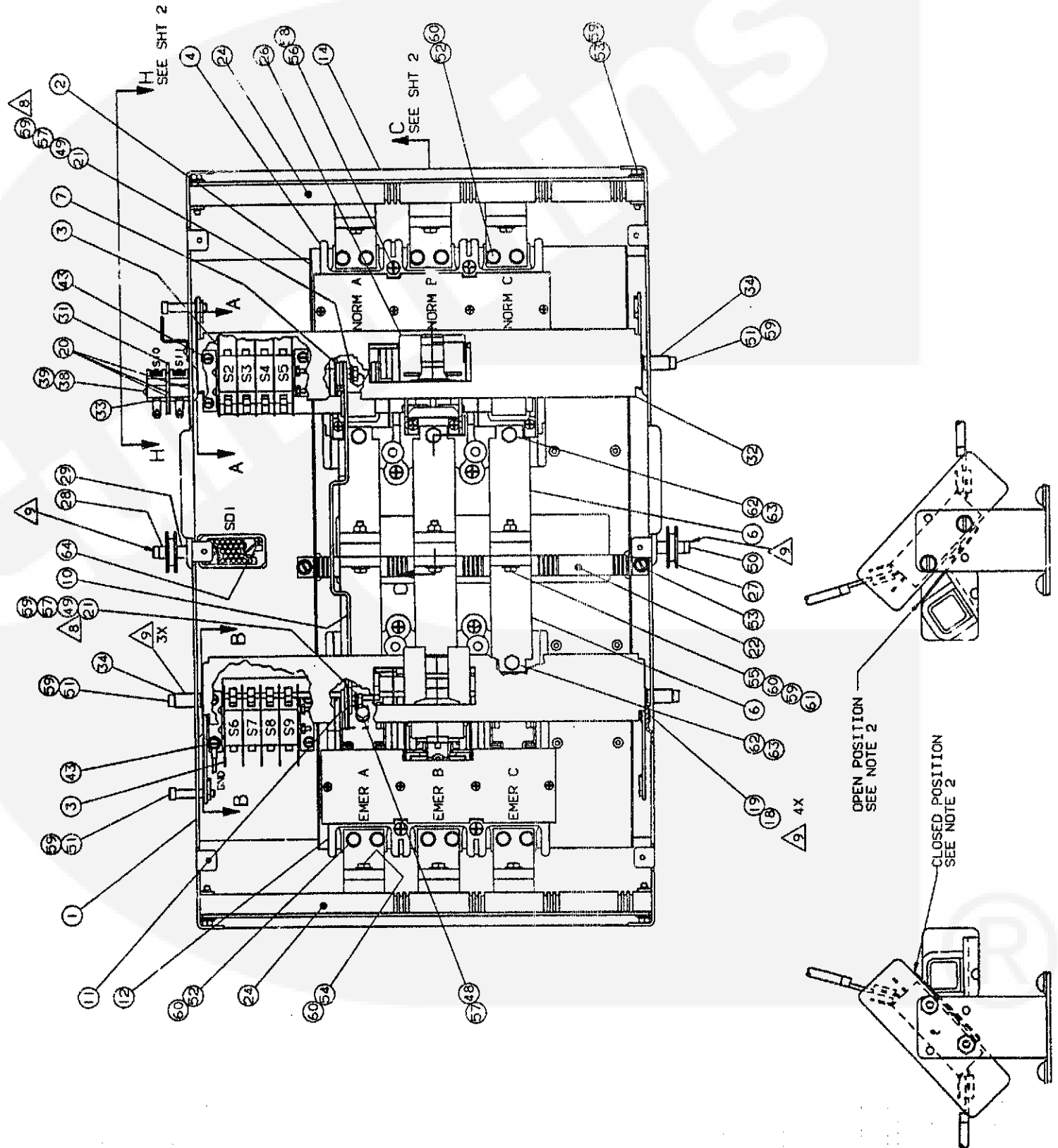


Transfer Switch Assembly

REF NO.	PART NO.	QTY USED	PART DESCRIPTION	REF NO.	PART NO.	QTY USED	PART DESCRIPTION
1			Actuator, Linear	11			Switch Assembly (See Separ. Page For Components)
	306-3964-03	1	208, 600 Volt		306-3865	1	3 Pole
	306-3964-04	1	220, 240 Volt		306-3786	1	4 Pole
	306-3964-06	1	380, 416 Volt	12	812-0060	2	Screw, Machine - Round Head (#6-32 x 5/16")
	306-3964-07	1	480 Volt				
2			Capacitor	14	815-0029	4	Screw, Machine - Flat Head Cross-Recessed (#10-32 x 1/2")
	312-0218	1	208, 600 Volt				
	312-0206	1	220, 240 Volt	15	815-0652	6	Screw, Machine - Hex Head Slotted (#10-32 x 1/2")
	312-0204	2	380, 416 Volt	16	870-0131	4	Nut, Lock - Hex with external Tooth (#10-32)
	312-0236	2	480 Volt	17	800-0008	6	Screw, Cap - Hex Head (1/4-20 x 1-1/4")
3			Breaker, Circuit	18	850-0040	6	Washer, Lock (1/4")
	320-0611	1	208, 220, 240, 600 Volt	19	526-0018	6	Washer, Flat (1/4")
	320-0609	1	380, 416, Volt	20	526-0016	4	Washer, Flat (1/4")
	320-0608	1	480 Volt				
4	300-3400-02	2	Rod-End, Actuator				
5	306-3963	1	Rod, Actuator				
6	306-3715	1	Cover, Switch - Transfer				
7	98-6399	1	Decal, Cover - Switch				
10	332-1445	4	Tie, Cable				



Switch Assembly 3 Pole

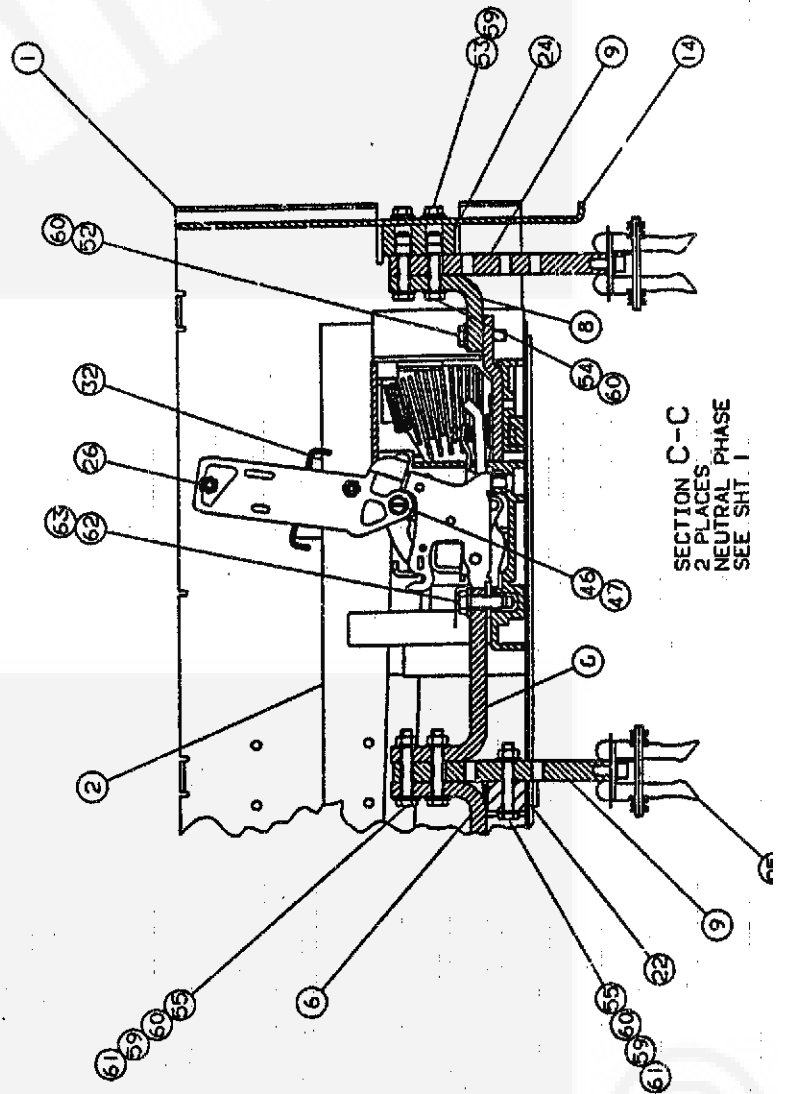
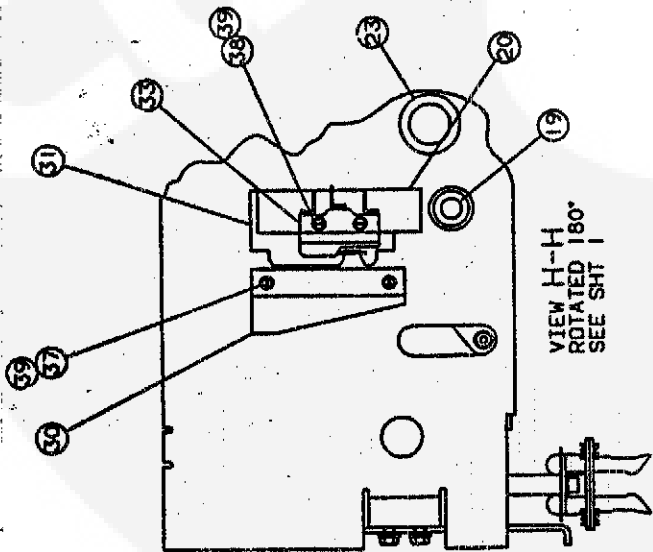


Switch Assembly 3 Pole

REF NO.	PART NO.	QTY USED	PART DESCRIPTION	REF NO.	PART NO.	QTY USED	PART DESCRIPTION
1	306-3655	1	Base	38	812-0072	2	Screw, Round Head (#6-32 x 1-3/4")
2	306-3784	1	Barrier, Base - Transfer	39	853-0003	4	Washer, Lock - External To (#6)
3	306-3417	2	Switch Assy, Auxiliary (See Separate Page For Components)	43	815-0652	8	Screw, Slotted - Hex Head (#10-32 x 1/2")
4	306-3414-01	1	Block & Crossbar, Normal (See Separate Page For Components)	46	815-0485	4	Screw, Shoulder (#10-32)
6	337-2491	6	Bus, Load	47	850-0030	4	Washer, Lock (#10)
7	306-0509	1	Arm, Interlock	48	800-0002	2	Screw, Cap - Hex Head (1/4-20 x 3/8")
8	337-2489	6	Bus, Normal/Emergency	49	800-0003	2	Screw, Cap - Hex Head (1/4-20 x 1/2")
9	337-2456	9	Stab	50	815-0790-01	4	Screw, Shoulder (1/4-20 x
10	306-3657	1	Bar, Interlock	51	815-0790-02	5	Screw, Shoulder (1/4-20 x
11	306-0510	1	Arm, Interlock	52	800-0007	12	Screw, Cap - Hex Head (1/4-20 x 1")
12	306-3414-02	1	Block & Crossbar, Emergency (See Separate Page For Components)	53	815-0667	10	Screw, Cap - Hex Head Inte Tooth (1/4-20 x 1-1/4")
14	306-3705	2	Cover, End	54	800-0009	12	Screw, Cap - Hex Head (1/4-20 x 1-1/2")
15	338-2647	1	Harness, Wiring	55	800-0010	9	Screw, Cap - Hex Head (1/4-20 x 1-3/4")
18	518-0115	4	Ring	56	815-0656	8	Screw, Machine - Round Hea Cross-Recessed With Inter Tooth (1/4-20 x 2-3/4")
19	516-0233	4	Pin, Clevis	57	850-0040	4	Washer, Lock (1/4")
20	306-1987	3	Barrier	58	526-2081	8	Washer, Flat (1/4")
22	306-3634	1	Bar, Support - Load	59	526-0018	24	Washer, Flat (1/4")
23	508-0253	1	Bushing	60	851-0027	33	Washer, Spring - Conical (
24	306-3719	2	Bar, Support	61	862-0001	9	Nut, Machine - Hex (1/4-20
25	306-3721	9	Finger Assy (See Separate Page Components)	62	800-0028	6	Screw, Cap - Hex Head (5/16-18 x 1")
26	306-3724	2	Handle Assy (See Separate Page For Components)	63	851-0028	6	Washer, Spring - Conical (5/16")
27	306-3659	4	Wheel, Bypass	64	815-0447	2	Screw, Cross-Recessed - Rc Head (#8-32 x 3/4")
28	306-3656	4	Sleeving, Wheel				
29	306-3670	4	Sleeving, Wheel				
30	306-3783	1	Bracket, Indicator				
31	306-3927	1	Plate, Indicating				
32	306-3894	2	Bracket, Actuator				
33	309-0616	2	Switch, Action - Snap				
34	306-3718	3	Spacer				
37	812-0059	2	Screw, Round Head (#6-32 x 1/4")				



Switch Assembly 3 Pole

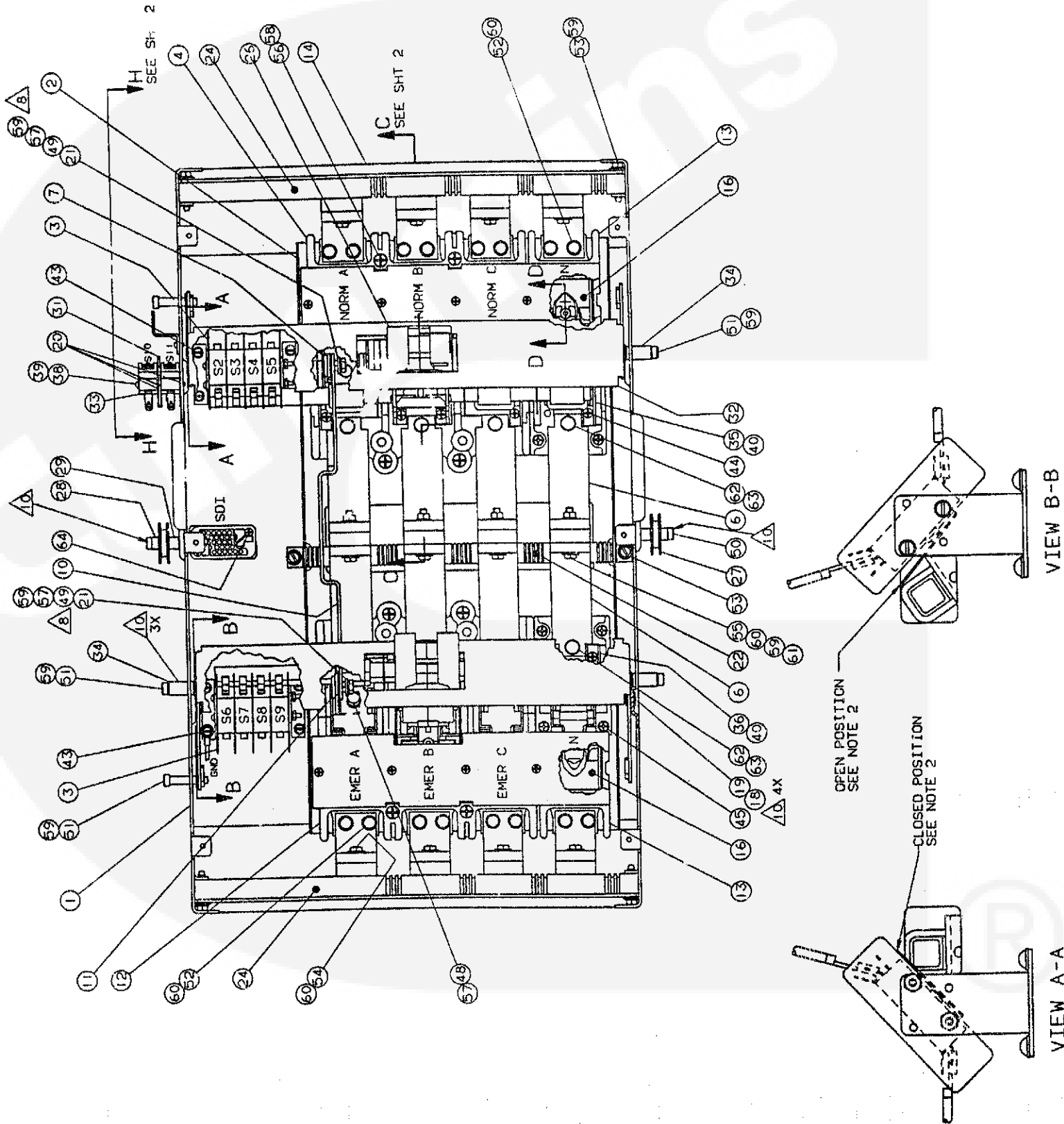


Switch Assembly 3 Pole

REF NO.	PART NO.	QTY USED	PART DESCRIPTION	REF NO.	PART NO.	QTY USED	PART DESCRIPTION
1	306-3655	1	Base	38	812-0072	2	Screw, Round Head (#6-32 x 1-3/4")
2	306-3784	1	Barrier, Base - Transfer	39	853-0003	4	Washer, Lock - External Tooth (#6)
3	306-3417	2	Switch Assy, Auxiliary (See Separate Page For Components)	43	815-0652	8	Screw, Slotted - Hex Head (#10-32 x 1/2")
4	306-3414-01	1	Block & Crossbar, Normal (See Separate Page For Components)	46	815-0485	4	Screw, Shoulder (#10-32)
6	337-2491	6	Bus, Load	47	850-0030	4	Washer, Lock (#10)
7	306-0509	1	Arm, Interlock	48	800-0002	2	Screw, Cap - Hex Head (1/4-20 x 3/8")
8	337-2489	6	Bus, Normal/Emergency	49	800-0003	2	Screw, Cap - Hex Head (1/4-20 x 1/2")
9	337-2456	9	Stab	50	815-0790-01	4	Screw, Shoulder (1/4-20 x 3/8")
10	306-3657	1	Bar, Interlock	51	815-0790-02	5	Screw, Shoulder (1/4-20 x 1")
11	306-0510	1	Arm, Interlock	52	800-0007	12	Screw, Cap - Hex Head (1/4-20 x 1")
12	306-3414-02	1	Block & Crossbar, Emergency (See Separate Page For Components)	53	815-0667	10	Screw, Cap - Hex Head Intern Tooth (1/4-20 x 1-1/4")
14	306-3705	2	Cover, End	54	800-0009	12	Screw, Cap - Hex Head (1/4-20 x 1-1/2")
15	338-2647	1	Harness, Wiring	55	800-0010	9	Screw, Cap - Hex Head (1/4-20 x 1-3/4")
18	518-0115	4	Ring	56	815-0656	8	Screw, Machine - Round Head Cross-Recessed With Intern Tooth (1/4-20 x 2-3/4")
19	516-0233	4	Pin, Clevis	57	850-0040	4	Washer, Lock (1/4")
20	306-1987	3	Barrier	58	526-2081	8	Washer, Flat (1/4")
22	306-3634	1	Bar, Support - Load	59	526-0018	24	Washer, Flat (1/4")
23	508-0253	1	Bushing	60	851-0027	33	Washer, Spring - Conical (1/4-20)
24	306-3719	2	Bar, Support	61	862-0001	9	Nut, Machine - Hex (1/4-20)
25	306-3721	9	Finger Assy (See Separate Page Components)	62	800-0028	6	Screw, Cap - Hex Head (5/16-18 x 1")
26	306-3724	2	Handle Assy (See Separate Page For Components)	63	851-0028	6	Washer, Spring - Conical (5/16")
27	306-3659	4	Wheel, Bypass	64	815-0447	2	Screw, Cross-Recessed - Round Head (#8-32 x 3/4")
28	306-3656	4	Sleeving, Wheel				
29	306-3670	4	Sleeving, Wheel				
30	306-3783	1	Bracket, Indicator				
31	306-3927	1	Plate, Indicating				
32	306-3894	2	Bracket, Actuator				
33	309-0616	2	Switch, Action - Snap				
34	306-3718	3	Spacer				
37	812-0059	2	Screw, Round Head (#6-32 x 1/4")				



Switch Assembly 4 Pole

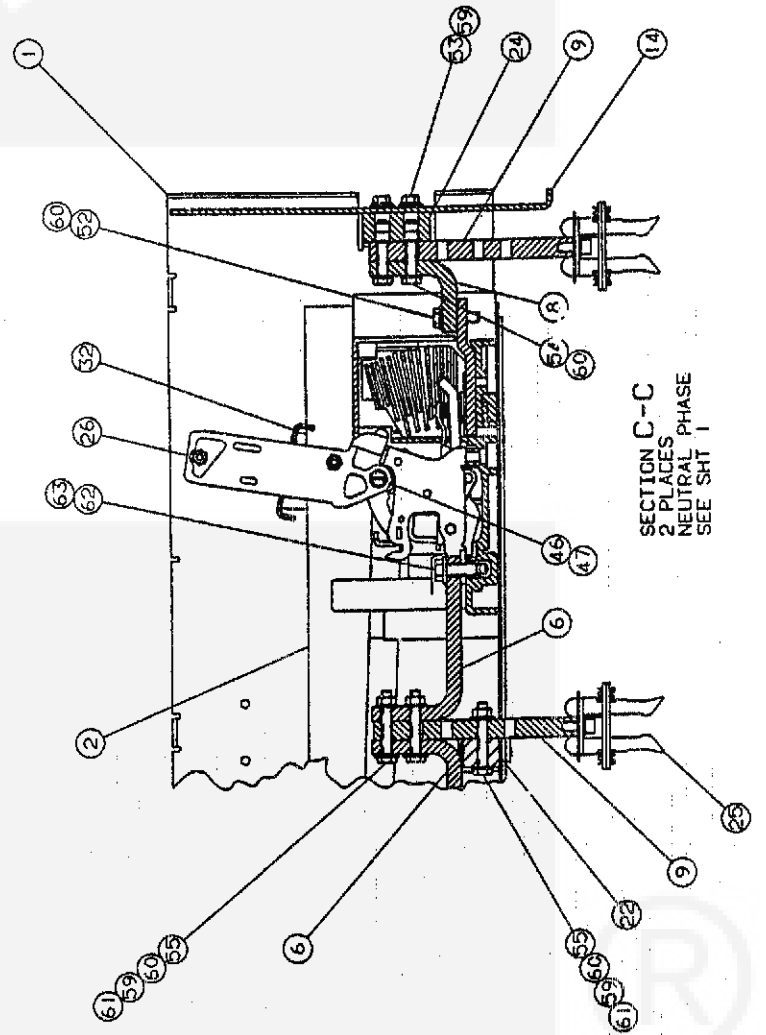
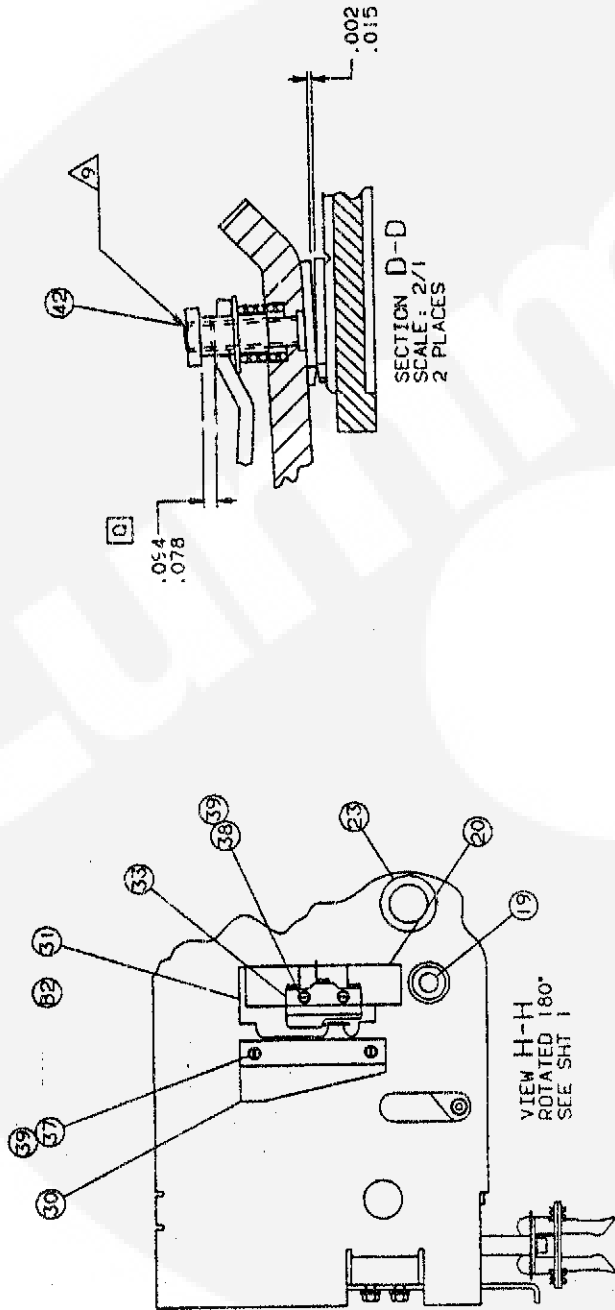


Switch Assembly 4 Pole

REF NO.	PART NO.	QTY USED	PART DESCRIPTION	REF NO.	PART NO.	QTY USED	PART DESCRIPTION
1	306-3655	1	Base	39	853-0003	4	Washer, Lock - External Tooth (#6)
2	306-3784	1	Barrier, Base - Transfer	42	815-0157	2	Screw, Set - Socket Head (#10-32 x 1/4")
3	306-3417	2	Switch Assy, Auxiliary (See Separate Page For Components)	43	815-0652	8	Screw, Slotted - Hex Head (#10-32 x 1/2")
4	306-3414-03	1	Block & Crossbar, Normal (See Separate Page For Components)	44	813-0142	2	Screw, Round Head - Cross-Recessed with Internal tooth (#10-32 x 3/4")
6	337-2491	8	Bus, Load	45	815-0653	8	Screw, Round Head - Cross-Recessed (#10-32 x 1-3/4")
7	306-0509	1	Arm, Interlock	46	815-0485	4	Screw, Shoulder (#10-32)
8	337-2489	8	Bus, Normal/Emergency	47	850-0030	4	Washer, Lock (#10)
9	337-2456	12	Stab	48	800-0002	2	Screw, Cap - Hex Head (1/4-20 x 3/8")
10	306-3657	1	Bar, Interlock	49	800-0003	2	Screw, Cap - Hex Head (1/4-20 x 1/2")
11	306-0510	1	Arm, Interlock	50	815-0790-01	4	Screw, Shoulder (1/4-20 x 3, 1/4")
12	306-3414-04	1	Block & Crossbar, Emergency (See Separate Page For Components)	51	815-0790-02	5	Screw, Shoulder (1/4-20 x 1, 1/4")
13	306-3423	2	Block & Contact Assy (See Separate Page For Components)	52	800-0007	16	Screw, Cap - Hex Head (1/4-20 x 1")
14	306-3705	2	Cover, End	53	815-0667	10	Screw, Cap - Hex Head Interr Tooth (1/4-20 x 1-1/4")
15	338-2647	1	Harness, Wiring	54	800-0009	16	Screw, Cap - Hex Head (1/4-20 x 1-1/2")
16	306-3030	2	Chute, Arc	55	800-0010	12	Screw, Cap - Hex Head (1/4-20 x 1-3/4")
18	518-0115	4	Ring	56	815-0656	8	Screw, Machine - Round Head Cross-Recessed With Internal Tooth (1/4-20 x 2-3/4")
19	516-0233	4	Pin, Clevis	57	850-0040	4	Washer, Lock (1/4")
20	306-1987	3	Barrier	58	526-2081	8	Washer, Flat (1/4")
22	306-3634	1	Bar, Support - Load	59	526-0018	27	Washer, Flat (1/4")
23	508-0253	1	Bushing	60	851-0027	44	Washer, Spring - Conical (1, 1/4")
24	306-3719	2	Bar, Support	61	862-0001	12	Nut, Machine - Hex (1/4-20)
25	306-3721	12	Finger Assy (See Separate Page Components)	62	800-0028	8	Screw, Cap - Hex Head (5/16-18 x 1")
26	306-3724	2	Handle Assy (See Separate Page For Components)	63	851-0028	8	Washer, Spring - Conical (5/16")
27	306-3659	4	Wheel, Bypass	64	815-0447	2	Screw, Cross-Recessed - Round Head (#8-32 x 3/4")
28	306-3656	4	Sleeving, Wheel				
29	306-3670	4	Sleeving, Wheel				
30	306-3783	1	Bracket, Indicator				
31	306-3927	1	Plate, Indicating				
32	306-3894	2	Bracket, Actuator				
33	309-0616	2	Switch, Action - Snap				
34	306-3718	3	Spacer				
35	306-0384	1	Support, Right Hand				
36	306-0382	1	Support, Left Hand				
37	812-0059	2	Screw, Round Head (#6-32 x 1/4")				
38	812-0072	2	Screw, Round Head (#6-32 x 1-3/4")				




Switch Assembly 4 Pole

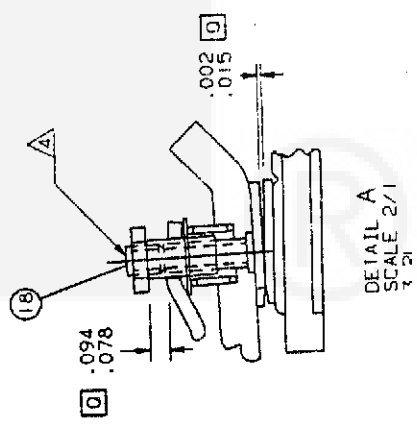
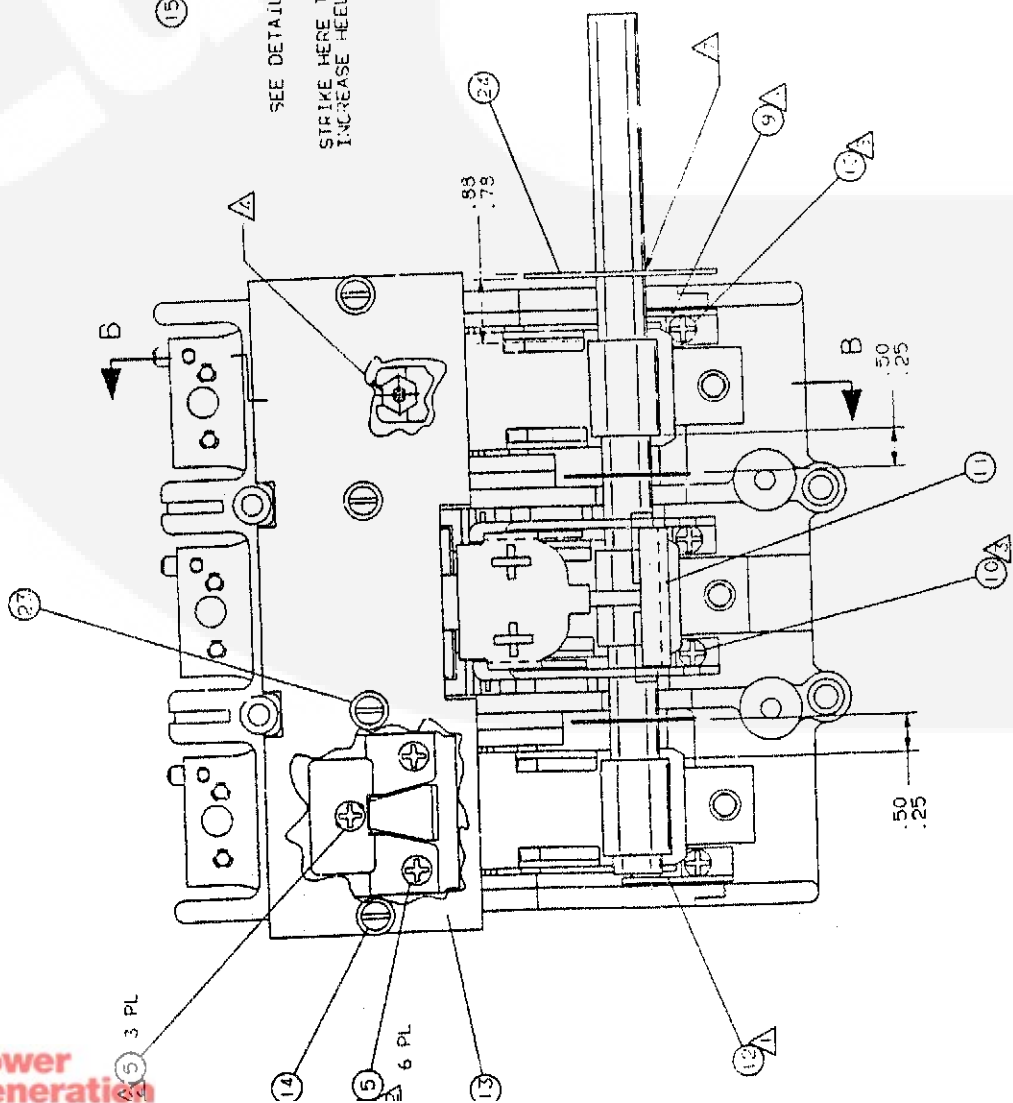
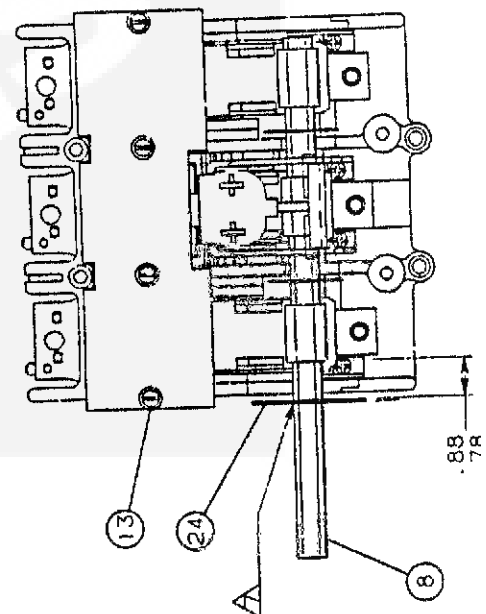
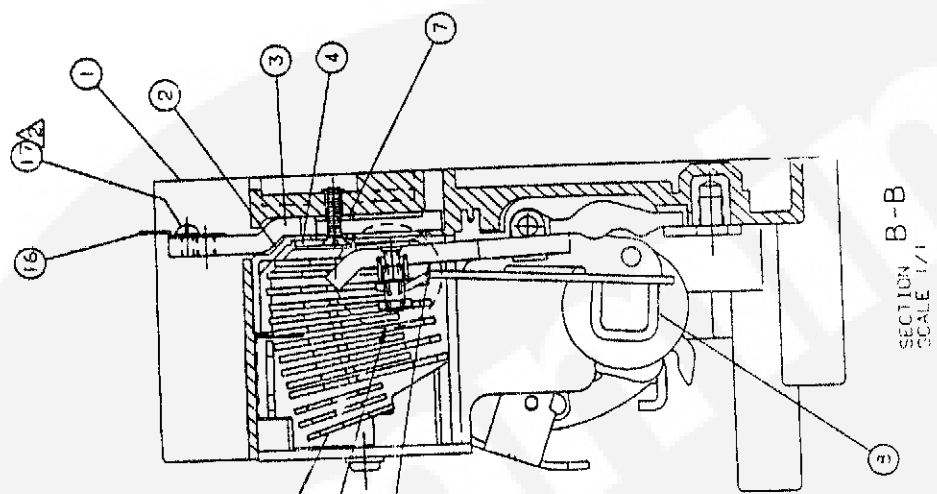


Switch Assembly 4 Pole

REF NO.	PART NO.	QTY USED	PART DESCRIPTION	REF NO.	PART NO.	QTY USED	PART DESCRIPTION
1	306-3655	1	Base	39	853-0003	4	Washer, Lock - External Too (#6)
2	306-3784	1	Barrier, Base - Transfer	42	815-0157	2	Screw, Set - Socket Head (#10-32 x 1/4")
3	306-3417	2	Switch Assy, Auxiliary (See Separate Page For Components)	43	815-0652	8	Screw, Slotted - Hex Head (#10-32 x 1/2")
4	306-3414-03	1	Block & Crossbar, Normal (See Separate Page For Components)	44	813-0142	2	Screw, Round Head - Cross-Recessed with Internal too (#10-32 x 3/4")
6	337-2491	8	Bus, Load	45	815-0653	8	Screw, Round Head - Cross-Recessed (#10-32 x 1-3/4")
7	306-0509	1	Arm, Interlock	46	815-0485	4	Screw, Shoulder (#10-32)
8	337-2489	8	Bus, Normal/Emergency	47	850-0030	4	Washer, Lock (#10)
9	337-2456	12	Stab	48	800-0002	2	Screw, Cap - Hex Head (1/4-20 x 3/8")
10	306-3657	1	Bar, Interlock	49	800-0003	2	Screw, Cap - Hex Head (1/4-20 x 1/2")
11	306-0510	1	Arm, Interlock	50	815-0790-01	4	Screw, Shoulder (1/4-20 x 3)
12	306-3414-04	1	Block & Crossbar, Emergency (See Separate Page For Components)	51	815-0790-02	5	Screw, Shoulder (1/4-20 x 1)
13	306-3423	2	Block & Contact Assy (See Separate Page For Components)	52	800-0007	16	Screw, Cap - Hex Head (1/4-20 x 1")
14	306-3705	2	Cover, End	53	815-0667	10	Screw, Cap - Hex Head Inter Tooth (1/4-20 x 1-1/4")
15	338-2647	1	Harness, Wiring	54	800-0009	16	Screw, Cap - Hex Head (1/4-20 x 1-1/2")
16	306-3030	2	Chute, Arc	55	800-0010	12	Screw, Cap - Hex Head (1/4-20 x 1-3/4")
18	518-0115	4	Ring	56	815-0656	8	Screw, Machine - Round Head Cross-Recessed With Intern Tooth (1/4-20 x 2-3/4")
19	516-0233	4	Pin, Clevis	57	850-0040	4	Washer, Lock (1/4")
20	306-1987	3	Barrier	58	526-2081	8	Washer, Flat (1/4")
22	306-3634	1	Bar, Support - Load	59	526-0018	27	Washer, Flat (1/4")
23	508-0253	1	Bushing	60	851-0027	44	Washer, Spring - Conical (1)
24	306-3719	2	Bar, Support	61	862-0001	12	Nut, Machine - Hex (1/4-20)
25	306-3721	12	Finger Assy (See Separate Page Components)	62	800-0028	8	Screw, Cap - Hex Head (5/16-18 x 1")
26	306-3724	2	Handle Assy (See Separate Page For Components)	63	851-0028	8	Washer, Spring - Conical (5/16")
27	306-3659	4	Wheel, Bypass	64	815-0447	2	Screw, Cross-Recessed - Rou Head (#8-32 x 3/4")
28	306-3656	4	Sleeving, Wheel				
29	306-3670	4	Sleeving, Wheel				
30	306-3783	1	Bracket, Indicator				
31	306-3927	1	Plate, Indicating				
32	306-3894	2	Bracket, Actuator				
33	309-0616	2	Switch, Action - Snap				
34	306-3718	3	Spacer				
35	306-0384	1	Support, Right Hand				
36	306-0382	1	Support, Left Hand				
37	812-0059	2	Screw, Round Head (#6-32 x 1/4")				
38	812-0072	2	Screw, Round Head (#6-32 x 1-3/4")				



Block & Crossbar Assembly 3 Pole

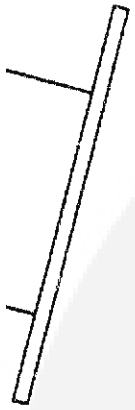


Block & Crossbar Assembly 3 Pole

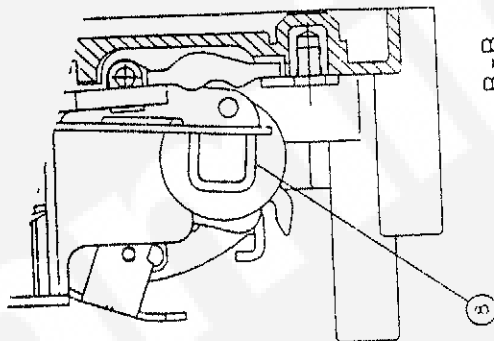
REF NO.	PART NO.	QTY USED	PART DESCRIPTION	REF NO.	PART NO.	QTY USED	PART DESCRIPTION
1	306-3105	1	Block	11	306-3106	1	Lock, Trigger
2	306-3032	3	Boot, Insulator - Molded	12	306-0382	1	Support, Left Hand
3	306-3104	3	Strap, Line	13	306-3097	1	Cover, Chute - Arc
4	306-3031	3	Runner, Arc	14	815-0801	4	Screw, Thread-Forming - Pa Head (#10 x 1")
5	815-0558	9	Screw, Machine - Flat Head Cross-Recessed (#8-32 x 3/4")	15	306-3030	3	Chute, Arc
6	855-0004	6	Washer, Lock - External Tooth Countersunk (#8)	16	332-2366	3	Terminal
7	526-0009	3	Washer, Flat (#10)	17	815-0285	3	Screw, Machine - Round Hea External Tooth (#8-32 x 5
8			Crossbar	18	815-0157	3	Screw, Set - Socket Head (#10-32 x 1/4")
	306-3410	1	Normal	23	526-0062	4	Washer, Flat (#10)
	306-3411	1	Emergency	24	306-3901	1	Spacer, Crossbar
9	306-0384	1	Support, Right Hand				
10	813-0142	6	Screw, Machine - Round Head Cross-Recessed (#10-32 x 3/4")				



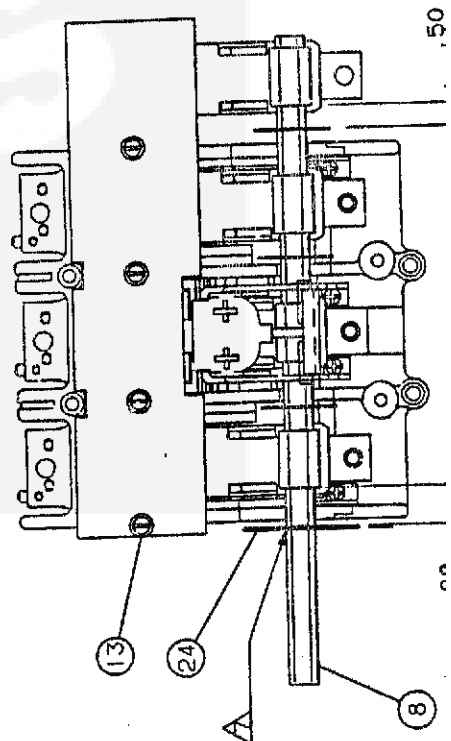
Block & Crossbar Assembly 4 Pole



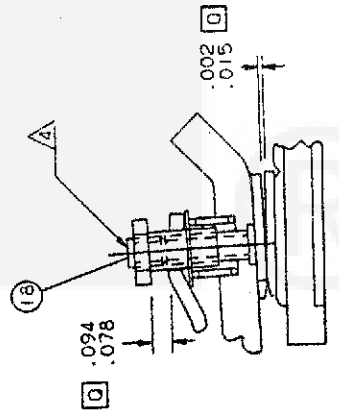
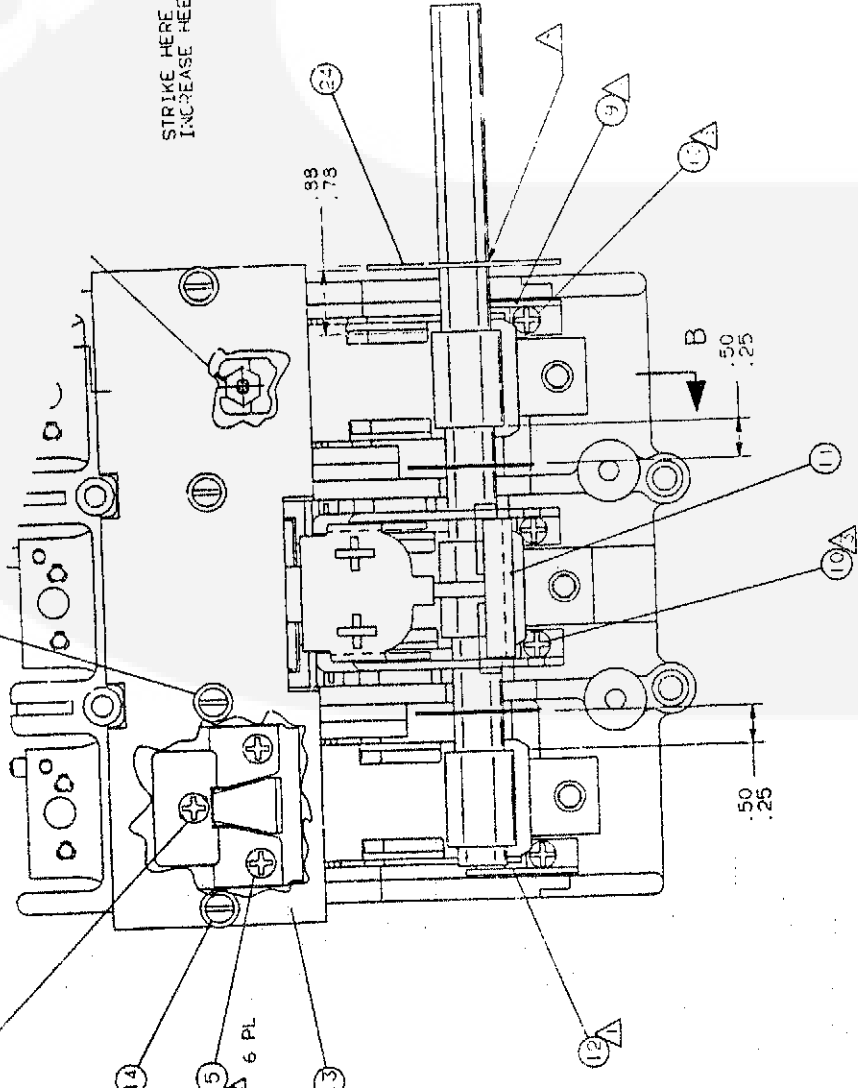
STRIKE HERE TO INCREASE FEEL



SECTION B-B
SCALE 1/1




SCALE .50



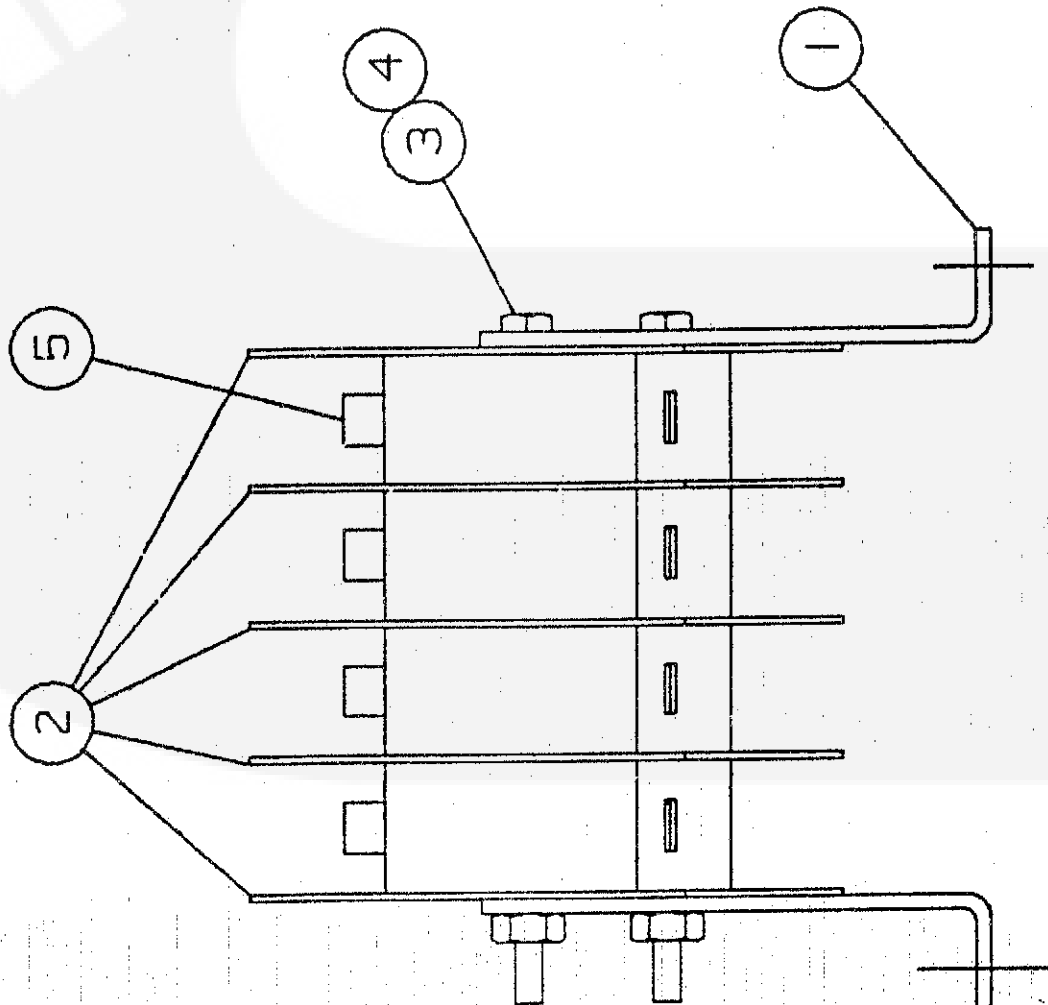
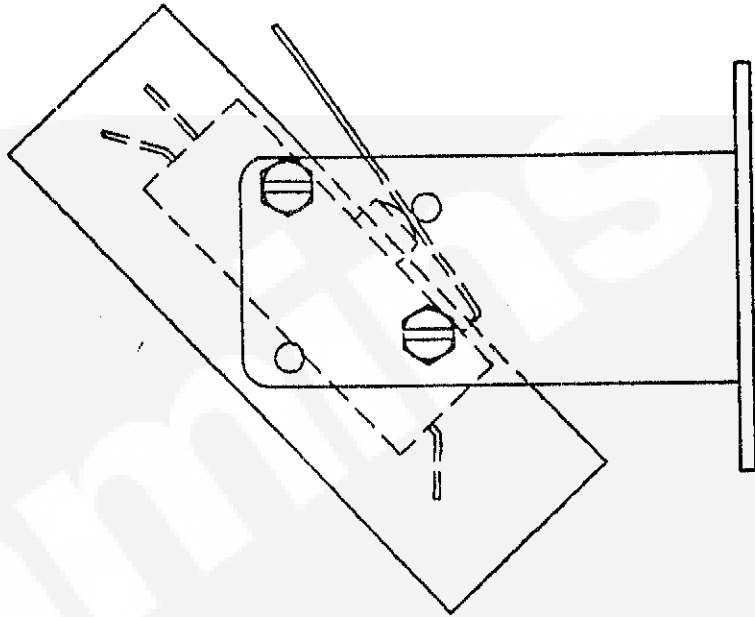
DETAIL A
SCALE 2/1

Block & Crossbar Assembly 4 Pole

REF NO.	PART NO.	QTY USED	PART DESCRIPTION	REF NO.	PART NO.	QTY USED	PART DESCRIPTION
1	306-3105	1	Block	11	306-3106	1	Lock, Trigger
2	306-3032	3	Boot, Insulator - Molded	12	306-0382	1	Support, Left Hand
3	306-3104	3	Strap, Line	13	306-3097	1	Cover, Chute - Arc
4	306-3031	3	Runner, Arc	14	815-0801	4	Screw, Thread-Forming - Pan Head (#10 x 1")
5	815-0558	9	Screw, Machine - Flat Head Cross-Recessed (#8-32 x 3/4")	15	306-3030	3	Chute, Arc
6	855-0004	6	Washer, Lock - External Tooth Countersunk (#8)	16	332-2366	3	Terminal
7	526-0009	3	Washer, Flat (#10)	17	815-0285	3	Screw, Machine - Round Head External Tooth (#8-32 x 5/8)
8			Crossbar	18	815-0157	3	Screw, Set - Socket Head (#10-32 x 1/4")
	306-3412	1	Normal	23	526-0062	4	Washer, Flat (#10)
	306-3413	1	Emergency	24	306-3901	1	Spacer, Crossbar
9	306-0384	1	Support, Right Hand				
10	813-0142	6	Screw, Machine - Round Head Cross-Recessed (#10-32 x 3/4")				



Auxilliary Switch Assembly

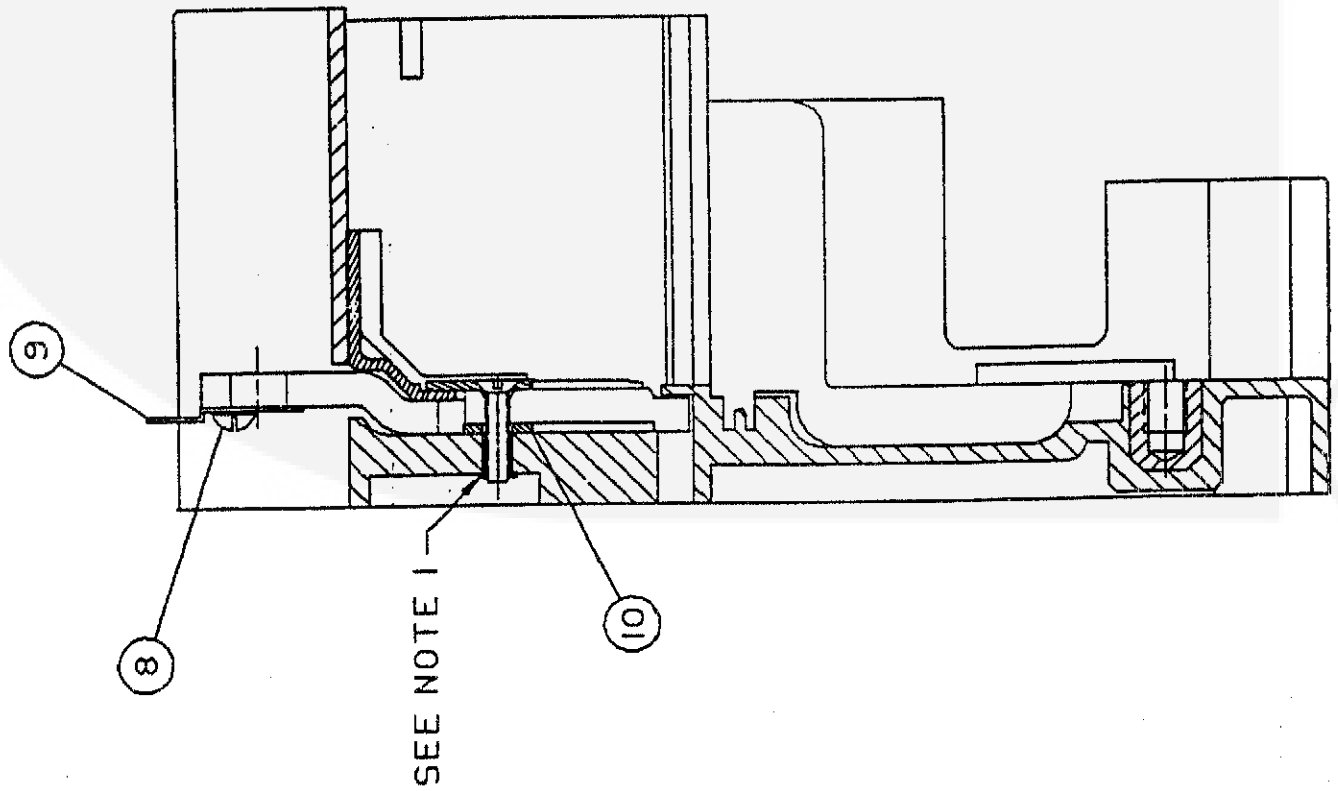
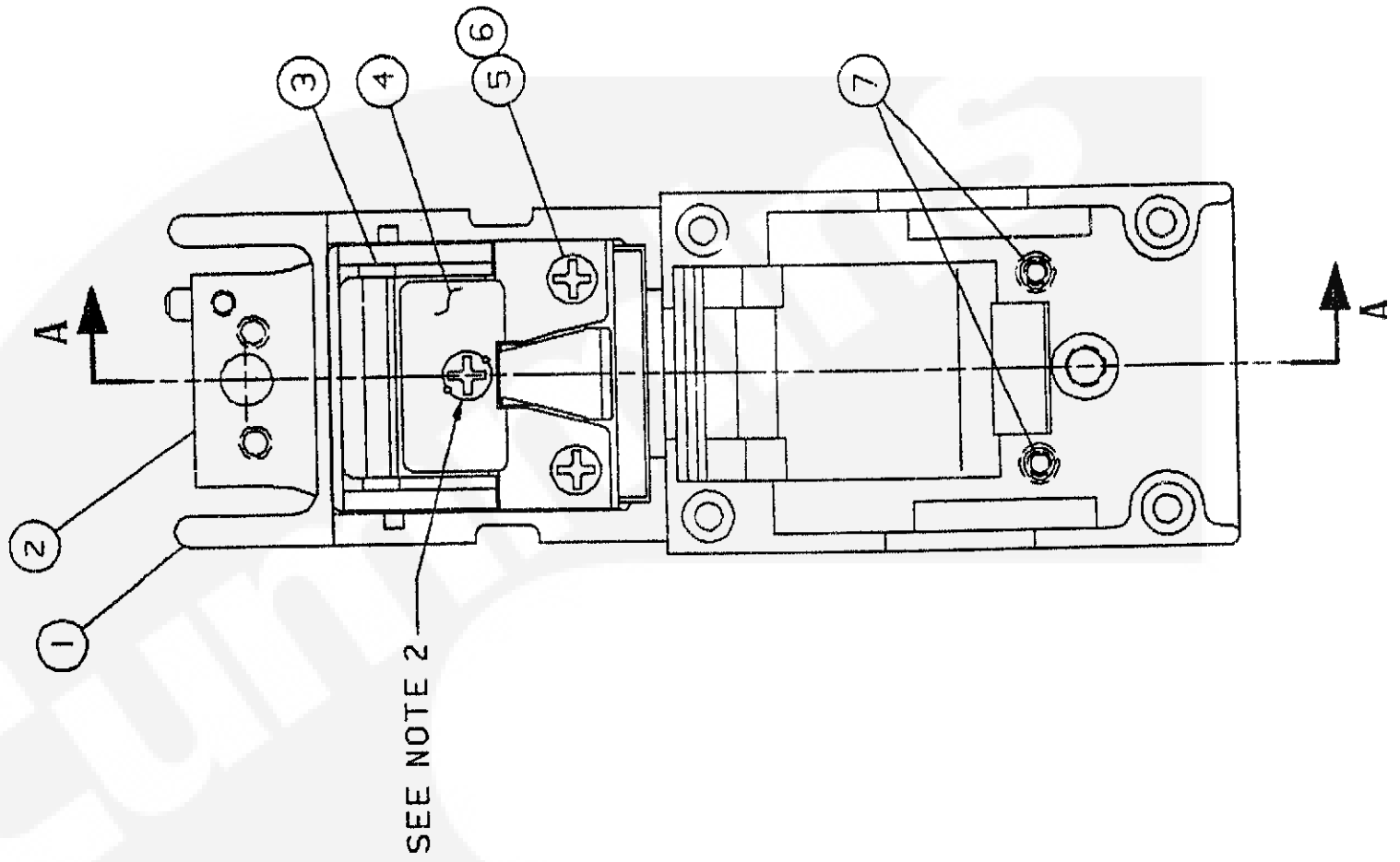


Auxilliary Switch Assembly

REF NO.	PART NO.	QTY USED	PART DESCRIPTION	REF NO.	PART NO.	QTY USED	PART DESCRIPTION
1	306-3420	2	Bracket, Mounting	4	870-0201	2	Nut, Lock (#6-32)
2	306-3391	5	Barrier, Switch	5	309-0393	4	Switch, Action - Snap
3	815-0686	2	Screw, Hex Head - Slotted (#6-32 x 3-1/4")				



Block & Contact Assembly
4 Pole

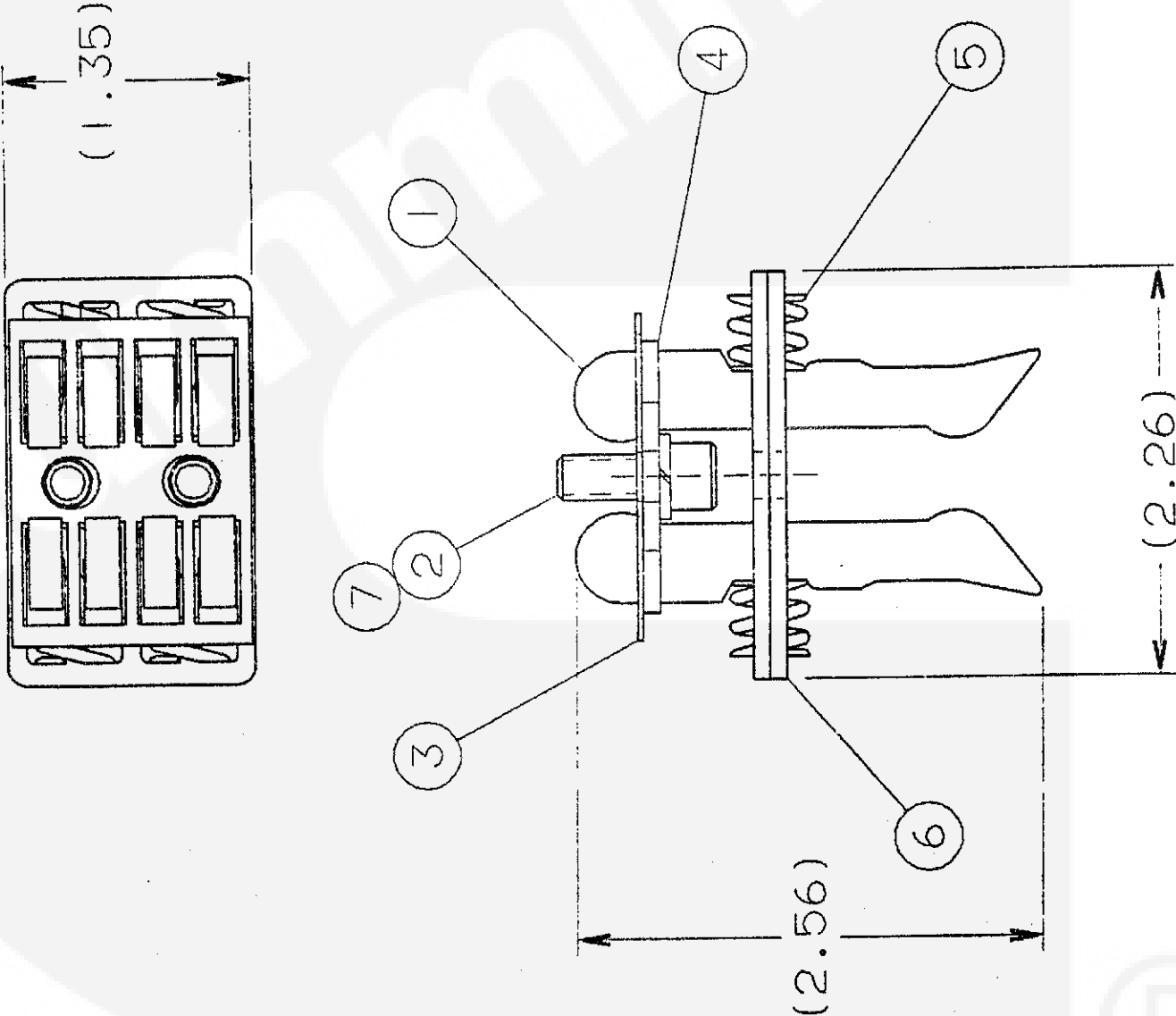


SECTION A-A

Block & Contact Assembly 4 Pole

REF NO.	PART NO.	QTY USED	PART DESCRIPTION	REF NO.	PART NO.	QTY USED	PART DESCRIPTION
1	306-3405	1	Block, Contact	7	870-0396	2	Insert, Threaded (#10-32)
2	306-3104	1	Strap, Line	8	815-0285	1	Screw, Machine - Round Head External Tooth (#8-32 x 5
3	306-3032	1	Boot, Insulator - Molded				
4	306-3031	1	Runner, Arc	9	332-2366	1	Terminal
5	870-0395	3	Insert, Threaded (#8-32)	10	526-0009	1	Washer, Flat (#8)
6	815-0558	3	Screw, Machine - Flat Head Cross-Recessed (#8-32 x 3/4")				

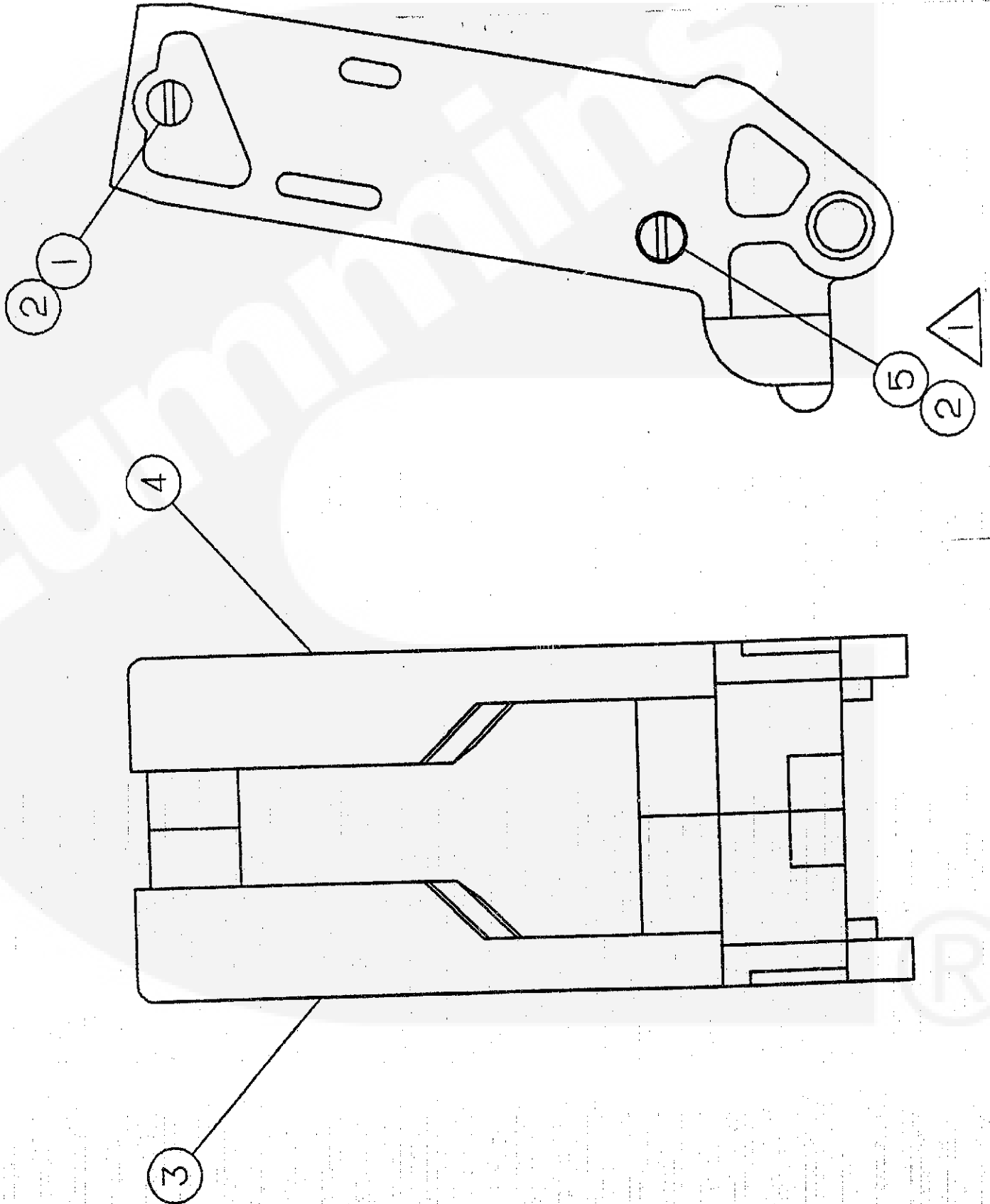
Contact Finger Assembly



Contact Finger Assembly

REF NO.	PART NO.	QTY USED	PART DESCRIPTION	REF NO.	PART NO.	QTY USED	PART DESCRIPTION
1	306-3696	8	Finger	4	306-3693	1	Divider, Contact
2	802-0045	2	Screw, Cap - Socket Head (1/4-20 x 5/8")	5	306-3692	4	Spring, Contact
3	306-3694	1	Spacer, Finger	6	306-3695	2	Support, Spring
				7	850-0040	2	Washer, Lock (1/4")

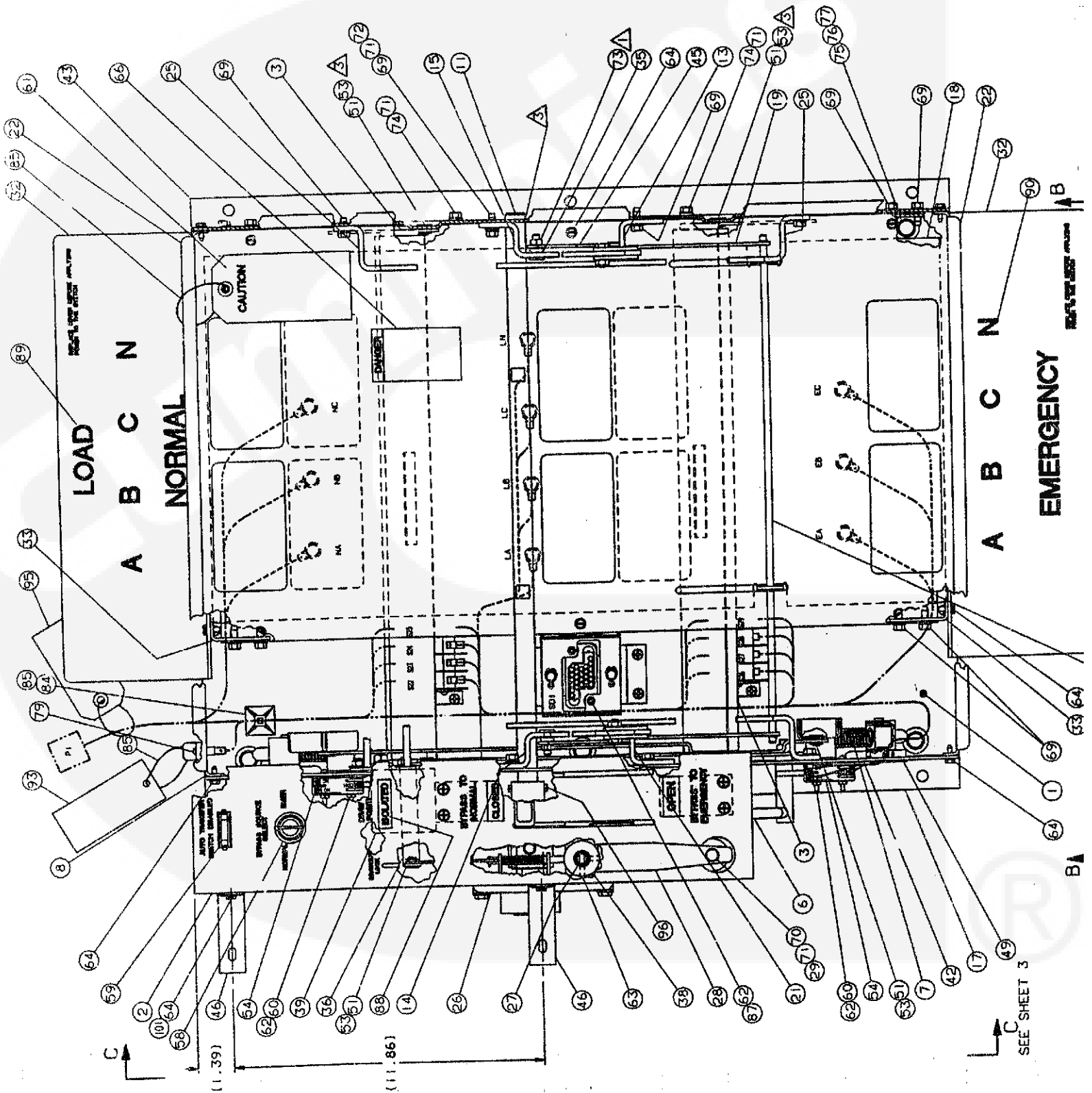
Handle Assembly



Handle Assembly

REF NO.	PART NO.	QTY USED	PART DESCRIPTION	REF NO.	PART NO.	QTY USED	PART DESCRIPTION
1	812-0086	1	Screw, Machine - Round Head (#8-32 x 1-1/4")	4	306-3630	1	Handle, Switch - Left Hand
2	870-0235	2	Nut, Lock (#8-32)	5	812-0090	1	Screw, Machine - Round Head (#8-32 x 2-1/4")
3	306-3629	1	Handle, Switch - Right Hand				

Bypass Frame Assembly

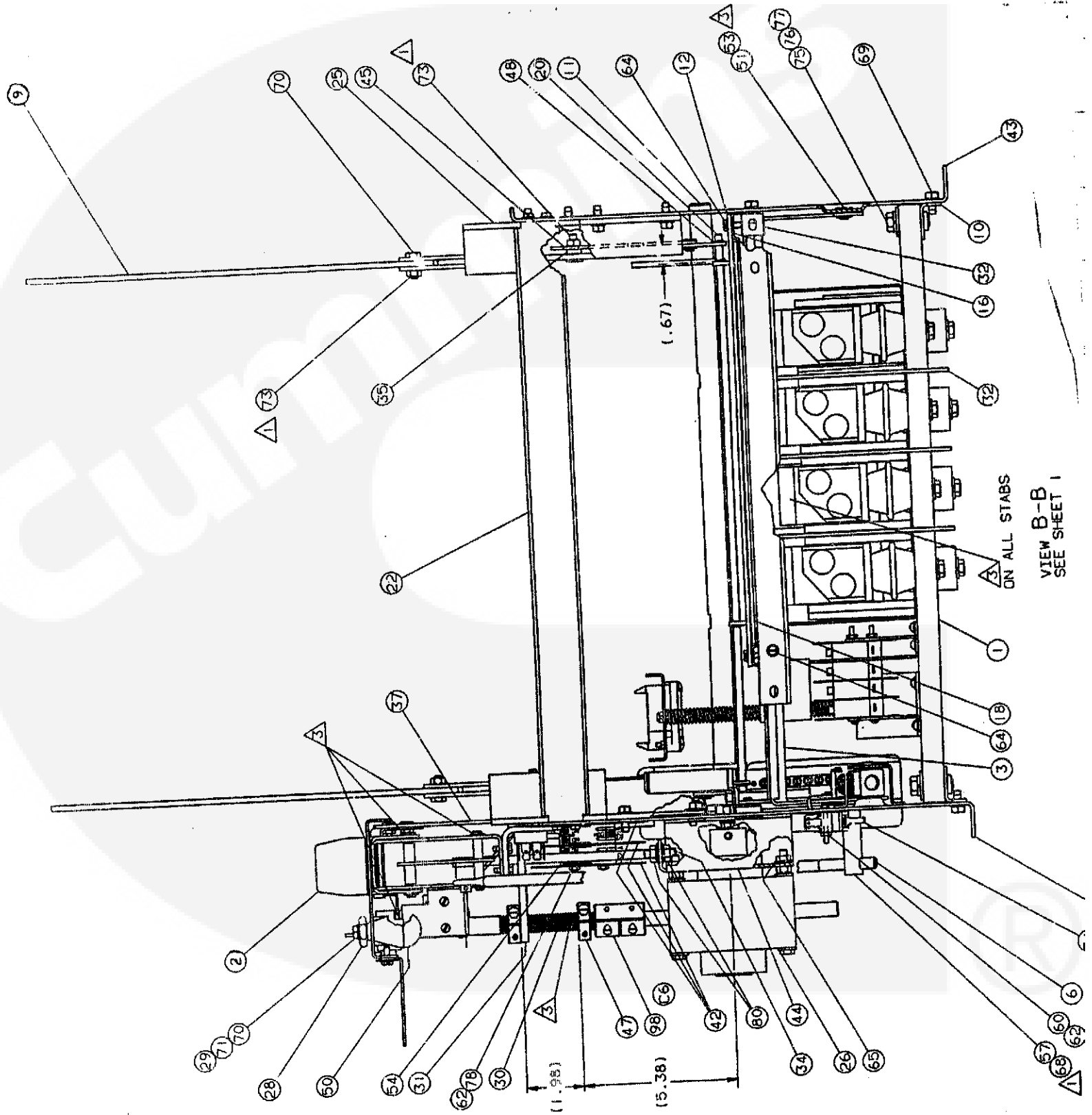


SEE SHEET 3

Bypass Frame Assembly

REF NO.	PART NO.	QTY USED	PART DESCRIPTION	REF NO.	PART NO.	QTY USED	PART DESCRIPTION
1			Switch Assy, Bypass (See Separate Page For Components)	54	309-0611	4	Switch, Action - Snap
	306-3863	1	3 Pole Front Connect	55	516-0202	2	Pin, Spring (1/8 x 1")
	306-3788	1	4 Pole Rear Connect	57	516-0235	2	Pin, Clevis
	306-3864	1	3 Pole	58	308-0957	1	Switch, Selector
	306-3862	1	4 Pole	59	322-0137	1	Light, Indicating
2	306-3761	1	Operator Assy, Bypass (See Separate Page For Components)	60	812-0068	4	Screw, Round Head (#6-32 x 1")
3	306-3743	2	Bracket, Actuator	61	98-6383	1	Tag, Caution
4	306-3638	2	Guide, Plunger	62	870-0183	8	Nut, Lock - Hex with External Tooth (#6-32")
5	306-3636	2	Plunger, Nylon	63	815-0157	2	Screw, Set (#10-32 x 1/4")
6	306-3648	2	Rod, Actuator	64	815-0652	20	Screw, Slotted - Hex Head (#10-32 x 1/2")
7	306-3650	2	Spring, Contact	65	870-0212	4	Nut, Lock - Flanged (1/4-20)
8	306-3662	1	Bracket, Block - Terminal	66	98-5387	1	Label, Danger
9	306-3665	2	Rail, Pivoting	67	870-0188	2	Nut, Lock (#10-32)
10	306-3668	2	Bracket, Mounting - Base	68	870-0048	2	Nut, Lock (5/16-18)
11	306-3936	1	Arm	69	815-0290	43	Screw, Cap - Hex Head (1/4-20 x 5/8")
12	306-3675	1	Cover, Shutter	70	800-0005	3	Screw, Cap - Hex Head (1/4-20 x 3/4")
13	306-3678	1	Rail, Lower - Right Hand	71	850-0040	12	Washer, Lock (1/4")
14	306-3725	1	Rail, Upper - Left Hand	72	526-0018	10	Washer, Flat (1/4")
15	306-3664	1	Rail, Upper - Right Hand	73	870-0065	8	Nut, Lock (1/4-20)
16	306-3680	1	Bracket, Shutter	74	815-0261	5	Screw, Hex Washer Head - Self-Tapping (1/4-20 x 1/2")
17	306-3682	1	Support, Weldment - Left Hand	75	800-0051	6	Screw, Cap - Hex Head (3/8-16 x 1-1/4")
18	306-3683	1	Cover, Moveable	76	526-0029	6	Washer, Flat (3/8")
19	306-3685	2	Link, Shutter	77	850-0050	6	Washer, Lock (3/8")
20	306-3686	1	Rod, Shutter	78	812-0072	2	Screw, Round Head (#6-32 x 1-3/4")
21	306-3687	1	Rail, Lower - Left Hand	79	815-0651	4	Screw, Machine - Round Head (Special) (#6-32 x 3/4")
22	306-3688	2	Bracket, Support	80	870-0257	2	Nut, Lock - Flanged (5/16-18)
23	306-3702	2	Bar, Interlock	82	516-0042	2	Pin, Cotter
24	306-3703	2	Bracket, Stop	83	305-0653	1	Rectifier, Bridge
25	306-3924	3	Bracket, Trip	84	332-2420	6	Mount, Tie - Cable
26	306-3842	1	Reducer, Speed	85	332-0941	8	Tie, Cable
27	306-3731	1	Shaft, Drawout	86	338-2649	1	Harness, Frame - Bypass
28	306-3732	1	Lever, Crank	87	815-0795	2	Screw, Shoulder (#6-32)
29	306-3733	1	Spacer, Handle	88	98-6352	1	Label, Position - Switch
30	306-3933	1	Shaft, Threaded	89	98-6376	1	Decal, Cover - Lug
31	306-3923	1	Guide, Stop	90	98-6377	1	Decal, Cover - Lug
32	306-3745	2	Cover, Lug	91	332-3091	1	Strip, Marker
33	306-3739	4	Bracket, Cover - Lug	92	332-3092	1	Strip, Marker
34	306-3740	1	Pin, Guide	93	98-6107	1	Label, Caution - Jumper
35	306-3750	2	Spacer, Shutter	94	332-2605	2	Jumper, Terminal
36	306-3931	1	Lever, Plunger	95	98-5589	1	Tag, Caution
37	306-3776	1	Arm, Indicator	96	815-0804-01	1	Screw, Shoulder
38	306-3918	1	Collar, Locking	97	870-0236	1	Nut, Lock - Self (#10-24)
39	306-3778	1	Plate, Indicator	98	306-3903	1	Coupling, Reducer - Speed
40	332-3059	1	Block, Terminal	99	815-0254	2	Screw, Set - Socket Hex (1/4-20 x 3/4")
41	332-2832	1	Block, Terminal	100	518-0309		Sealant, Thread
42	306-1987	5	Barrier, Switch	101	526-0012	2	Washer, Flat (#10)
43	306-3681	1	Support, Side - Right Hand	102	524-0659		Lubricant, Contact
44	306-3841	1	Bracket, Reducer - Speed	103	815-0447	1	Screw, Cross-Recessed with Internal Tooth (#8-32 x 3/4")
45	306-3684	2	Link, Drive				
46	306-3769	2	Bracket, Panel - Control				
47	306-3734	2	Collar, Threaded (.62)				
48	870-0469	4	Pushnut				
49	508-0253	2	Bushing				
50	406-0714	1	Knob, Ball				
51	516-0233	11	Pin, Clevis				
52	516-0234	2	Pin, Clevis				
53	518-0115	13	Ring				

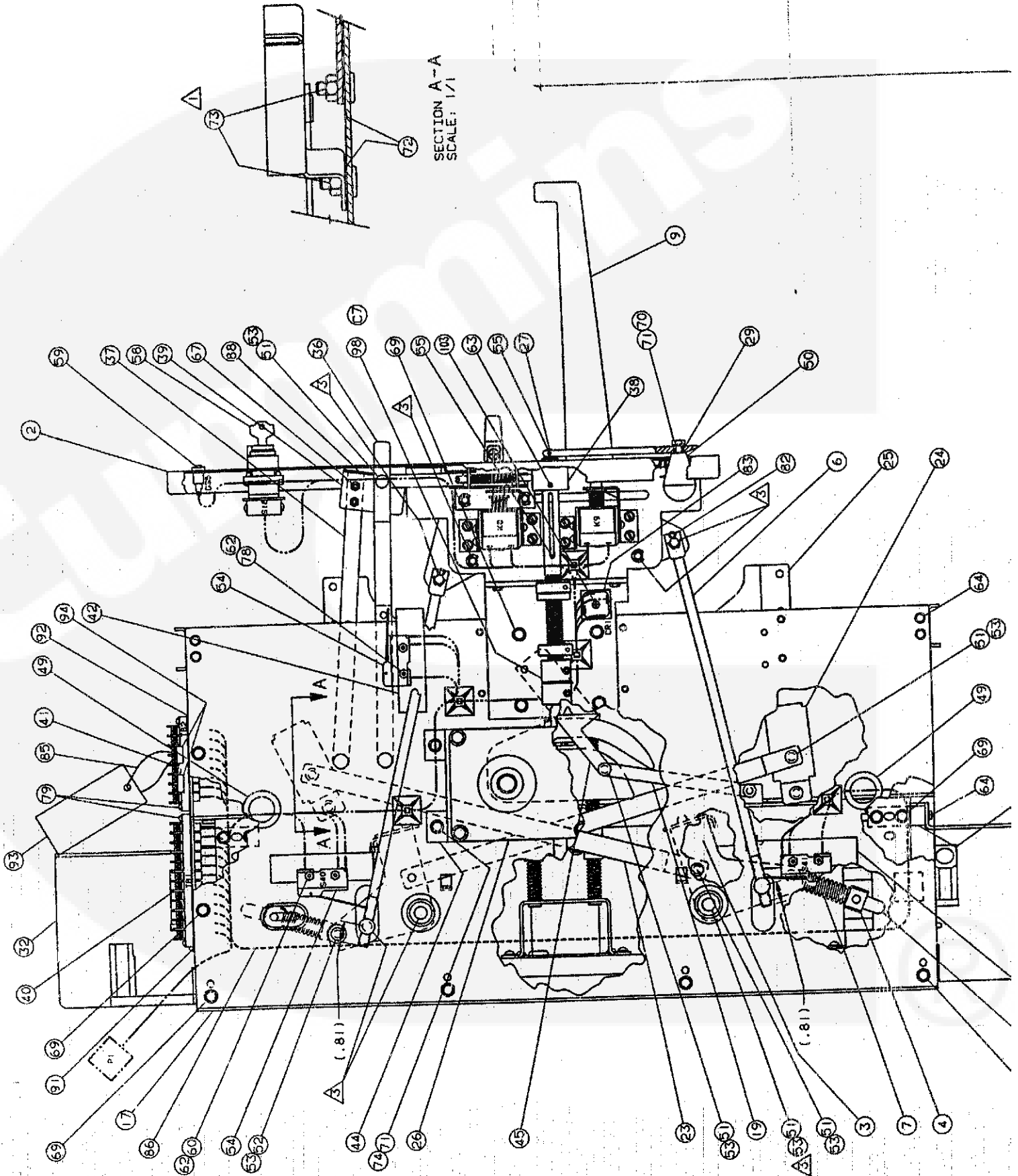
Bypass Frame Assembly



Bypass Frame Assembly

REF NO.	PART NO.	QTY USED	PART DESCRIPTION	REF NO.	PART NO.	QTY USED	PART DESCRIPTION
1			Switch Assy, Bypass (See Separate Page For Components)	54	309-0611	4	Switch, Action - Snap
			Front Connect	55	516-0202	2	Pin, Spring (1/8 x 1")
	306-3863	1	3 Pole	57	516-0235	2	Pin, Clevis
	306-3788	1	4 Pole	58	308-0957	1	Switch, Selector
			Rear Connect	59	322-0137	1	Light, Indicating
	306-3864	1	3 Pole	60	812-0068	4	Screw, Round Head (#6-32 x 1")
	306-3862	1	4 Pole	61	98-6383	1	Tag, Caution
2	306-3761	1	Operator Assy, Bypass (See Separate Page For Components)	62	870-0183	8	Nut, Lock - Hex with External Tooth (#6-32")
3	306-3743	2	Bracket, Actuator	63	815-0157	2	Screw, Set (#10-32 x 1/4")
4	306-3638	2	Guide, Plunger	64	815-0652	20	Screw, Slotted - Hex Head (#10-32 x 1/2")
5	306-3636	2	Plunger, Nylon	65	870-0212	4	Nut, Lock - Flanged (1/4-20)
6	306-3648	2	Rod, Actuator	66	98-5387	1	Label, Danger
7	306-3650	2	Spring, Contact	67	870-0188	2	Nut, Lock (#10-32)
8	306-3662	1	Bracket, Block - Terminal	68	870-0048	2	Nut, Lock (5/16-18)
9	306-3665	2	Rail, Pivoting	69	815-0290	43	Screw, Cap - Hex Head (1/4-20 x 5/8")
10	306-3668	2	Bracket, Mounting - Base	70	800-0005	3	Screw, Cap - Hex Head (1/4-20 x 3/4")
11	306-3936	1	Arm	71	850-0040	12	Washer, Lock (1/4")
12	306-3675	1	Cover, Shutter	72	526-0018	10	Washer, Flat (1/4")
13	306-3678	1	Rail, Lower - Right Hand	73	870-0065	8	Nut, Lock (1/4-20)
14	306-3725	1	Rail, Upper - Left Hand	74	815-0261	5	Screw, Hex Washer Head - Self-Tapping (1/4-20 x 1/2")
15	306-3664	1	Rail, Upper - Right Hand	75	800-0051	6	Screw, Cap - Hex Head (3/8-16 x 1-1/4")
16	306-3680	1	Bracket, Shutter	76	526-0029	6	Washer, Flat (3/8")
17	306-3682	1	Support, Weldment - Left Hand	77	850-0050	6	Washer, Lock (3/8")
18	306-3683	1	Cover, Moveable	78	812-0072	2	Screw, Round Head (#6-32 x 1-3/4")
19	306-3685	2	Link, Shutter	79	815-0651	4	Screw, Machine - Round Head (Special) (#6-32 x 3/4")
20	306-3686	1	Rod, Shutter	80	870-0257	2	Nut, Lock - Flanged (5/16-18)
21	306-3687	1	Rail, Lower - Left Hand	82	516-0042	2	Pin, Cotter
22	306-3688	2	Bracket, Support	83	305-0653	1	Rectifier, Bridge
23	306-3702	2	Bar, Interlock	84	332-2420	6	Mount, Tie - Cable
24	306-3703	2	Bracket, Stop	85	332-0941	8	Tie, Cable
25	306-3924	3	Bracket, Trip	86	338-2649	1	Harness, Frame - Bypass
26	306-3842	1	Reducer, Speed	87	815-0795	2	Screw, Shoulder (#6-32)
27	306-3731	1	Shaft, Drawout	88	98-6352	1	Label, Position - Switch
28	306-3732	1	Lever, Crank	89	98-6376	1	Decal, Cover - Lug
29	306-3733	1	Spacer, Handle	90	98-6377	1	Decal, Cover - Lug
30	306-3933	1	Shaft, Threaded	91	332-3091	1	Strip, Marker
31	306-3923	1	Guide, Stop	92	332-3092	1	Strip, Marker
32	306-3745	2	Cover, Lug	93	98-6107	1	Label, Caution - Jumper
33	306-3739	4	Bracket, Cover - Lug	94	332-2605	2	Jumper, Terminal
34	306-3740	1	Pin, Guide	95	98-5589	1	Tag, Caution
35	306-3750	2	Spacer, Shutter	96	815-0804-01	1	Screw, Shoulder
36	306-3931	1	Lever, Plunger	97	870-0236	1	Nut, Lock - Self (#10-24)
37	306-3776	1	Arm, Indicator	98	306-3903	1	Coupling, Reducer - Speed
38	306-3918	1	Collar, Locking	99	815-0254	2	Screw, Set - Socket Hex (1/4-20 x 3/4")
39	306-3778	1	Plate, Indicator	100	518-0309		Sealant, Thread
40	332-3059	1	Block, Terminal	101	526-0012	2	Washer, Flat (#10)
41	332-2832	1	Block, Terminal	102	524-0659		Lubricant, Contact
42	306-1987	5	Barrier, Switch	103	815-0447	1	Screw, Cross-Recessed with Internal Tooth (#8-32 x 3/4")
43	306-3681	1	Support, Side - Right Hand				
44	306-3841	1	Bracket, Reducer - Speed				
45	306-3684	2	Link, Drive				
46	306-3769	2	Bracket, Panel - Control				
47	306-3734	2	Collar, Threaded (.62)				
48	870-0469	4	Pushnut				
49	508-0253	2	Bushing				
50	406-0714	1	Knob, Ball				
51	516-0233	11	Pin, Clevis				
52	516-0234	2	Pin, Clevis				
53	518-0115	13	Ring				


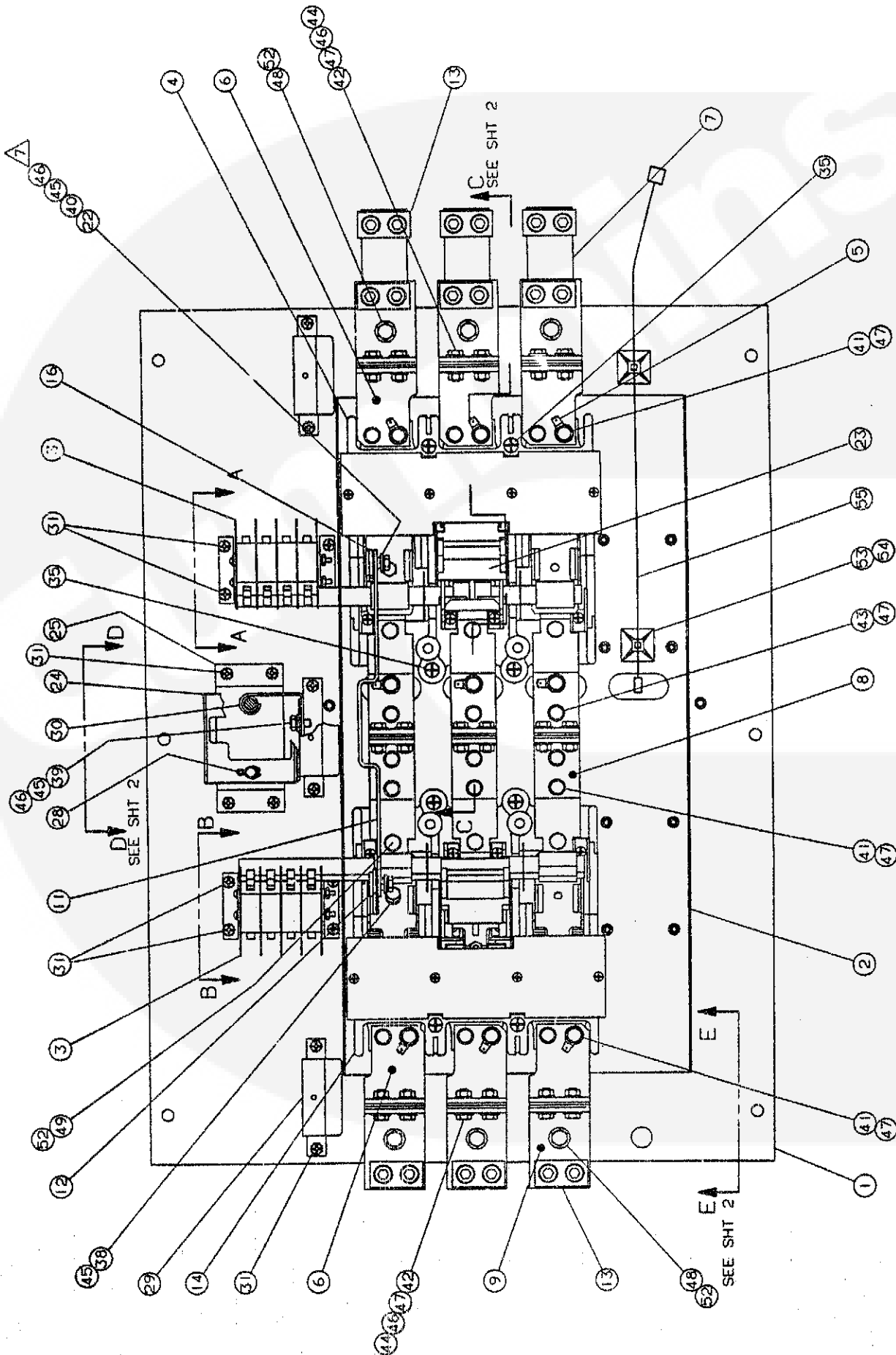
Bypass Frame Assembly



Bypass Frame Assembly

REF NO.	PART NO.	QTY USED	PART DESCRIPTION	REF NO.	PART NO.	QTY USED	PART DESCRIPTION
1			Switch Assy. Bypass (See Separate Page For Components)	54	309-0611	4	Switch, Action - Snap
			Front Connect	55	516-0202	2	Pin, Spring (1/8 x 1")
	306-3863	1	3 Pole	57	516-0235	2	Pin, Clevis
	306-3788	1	4 Pole	58	308-0957	1	Switch, Selector
			Rear Connect	59	322-0137	1	Light, Indicating
	306-3864	1	3 Pole	60	812-0068	4	Screw, Round Head (#6-32 x 1")
	306-3862	1	4 Pole	61	98-6383	1	Tag, Caution
2	306-3761	1	Operator Assy. Bypass (See Separate Page For Components)	62	870-0183	8	Nut, Lock - Hex with External Tooth (#6-32")
3	306-3743	2	Bracket, Actuator	63	815-0157	2	Screw, Set (#10-32 x 1/4")
4	306-3638	2	Guide, Plunger	64	815-0652	20	Screw, Slotted - Hex Head (#10-32 x 1/2")
5	306-3636	2	Plunger, Nylon	65	870-0212	4	Nut, Lock - Flanged (1/4-20)
6	306-3648	2	Rod, Actuator	66	98-5387	1	Label, Danger
7	306-3650	2	Spring, Contact	67	870-0188	2	Nut, Lock (#10-32)
8	306-3662	1	Bracket, Block - Terminal	68	870-0048	2	Nut, Lock (5/16-18)
9	306-3665	2	Rail, Pivoting	69	815-0290	43	Screw, Cap - Hex Head (1/4-20 x 5/8")
10	306-3668	2	Bracket, Mounting - Base	70	800-0005	3	Screw, Cap - Hex Head (1/4-20 x 3/4")
11	306-3936	1	Arm	71	850-0040	12	Washer, Lock (1/4")
12	306-3675	1	Cover, Shutter	72	526-0018	10	Washer, Flat (1/4")
13	306-3678	1	Rail, Lower - Right Hand	73	870-0065	8	Nut, Lock (1/4-20)
14	306-3725	1	Rail, Upper - Left Hand	74	815-0261	5	Screw, Hex Washer Head - Self-Tapping (1/4-20 x 1/2")
15	306-3664	1	Rail, Upper - Right Hand	75	800-0051	6	Screw, Cap - Hex Head (3/8-16 x 1-1/4")
16	306-3680	1	Bracket, Shutter	76	526-0029	6	Washer, Flat (3/8")
17	306-3682	1	Support, Weldment - Left Hand	77	850-0050	6	Washer, Lock (3/8")
18	306-3683	1	Cover, Moveable	78	812-0072	2	Screw, Round Head (#6-32 x 1-3/4")
19	306-3685	2	Link, Shutter	79	815-0651	4	Screw, Machine - Round Head (Special) (#6-32 x 3/4")
20	306-3686	1	Rod, Shutter	80	870-0257	2	Nut, Lock - Flanged (5/16-18)
21	306-3687	1	Rail, Lower - Left Hand	82	516-0042	2	Pin, Cotter
22	306-3688	2	Bracket, Support	83	305-0653	1	Rectifier, Bridge
23	306-3702	2	Bar, Interlock	84	332-2420	6	Mount, Tie - Cable
24	306-3703	2	Bracket, Stop	85	332-0941	8	Tie, Cable
25	306-3924	3	Bracket, Trip	86	338-2649	1	Harness, Frame - Bypass
26	306-3842	1	Reducer, Speed	87	815-0795	2	Screw, Shoulder (#6-32)
27	306-3731	1	Shaft, Drawout	88	98-6352	1	Label, Position - Switch
28	306-3732	1	Lever, Crank	89	98-6376	1	Decal, Cover - Lug
29	306-3733	1	Spacer, Handle	90	98-6377	1	Decal, Cover - Lug
30	306-3933	1	Shaft, Threaded	91	332-3091	1	Strip, Marker
31	306-3923	1	Guide, Stop	92	332-3092	1	Strip, Marker
32	306-3745	2	Cover, Lug	93	98-6107	1	Label, Caution - Jumper
33	306-3739	4	Bracket, Cover - Lug	94	332-2605	2	Jumper, Terminal
34	306-3740	1	Pin, Guide	95	98-5589	1	Tag, Caution
35	306-3750	2	Spacer, Shutter	96	815-0804-01	1	Screw, Shoulder
36	306-3931	1	Lever, Plunger	97	870-0236	1	Nut, Lock - Self (#10-24)
37	306-3776	1	Arm, Indicator	98	306-3903	1	Coupling, Reducer - Speed
38	306-3918	1	Collar, Locking	99	815-0254	2	Screw, Set - Socket Hex (1/4-20 x 3/4")
39	306-3778	1	Plate, Indicator	100	518-0309		Sealant, Thread
40	332-3059	1	Block, Terminal	101	526-0012	2	Washer, Flat (#10)
41	332-2832	1	Block, Terminal	102	524-0659		Lubricant, Contact
42	306-1987	5	Barrier, Switch	103	815-0447	1	Screw, Cross-Recessed with Internal Tooth (#8-32 x 3/4")
43	306-3681	1	Support, Side - Right Hand				
44	306-3841	1	Bracket, Reducer - Speed				
45	306-3684	2	Link, Drive				
46	306-3769	2	Bracket, Panel - Control				
47	306-3734	2	Collar, Threaded (.62)				
48	870-0469	4	Pushnut				
49	508-0253	2	Bushing				
50	406-0714	1	Knob, Ball				
51	516-0233	11	Pin, Clevis				
52	516-0234	2	Pin, Clevis				
53	518-0115	13	Ring				

Bypass Switch Assembly
Front Connect
3 Pole

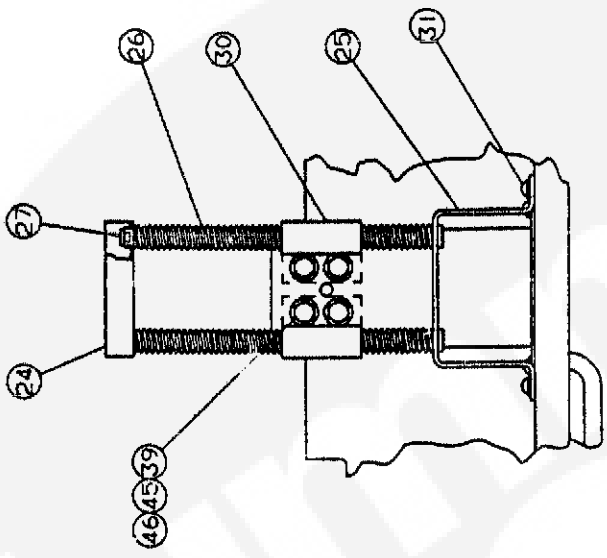


**Bypass Switch Assembly
Front Connect
3 Pole**

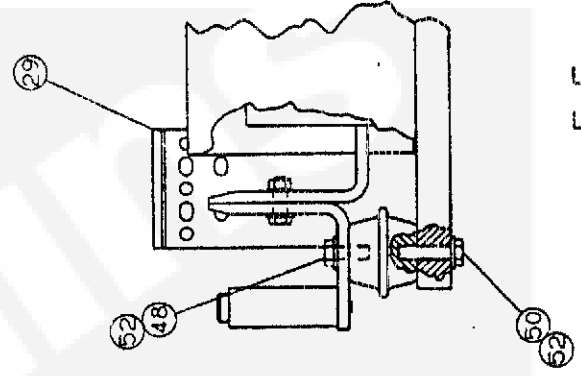
REF NO.	PART NO.	QTY USED	PART DESCRIPTION	REF NO.	PART NO.	QTY USED	PART DESCRIPTION
1	306-3677	1	Base, Insert	31	815-0449	18	Screw, Pan Head - Cross-Recessed with External Tooth (#10-32 x 3/4")
2	306-3770	1	Barrier, Base				
3	306-3417	2	Switch Assv, Auxiliary (See Separate Page For Components)	35	812-0162	8	Screw, Machine - Round Head (1/4-20 x 3")
4	306-3414-01	1	Block & Crossbar Assy, Normal (See Separate Page For Components)	36	815-0485	4	Screw, Shoulder (#10-32)
5	332-2462	9	Ring, Terminal	37	850-0030	4	Washer, Lock (#10)
6	337-2492	6	Bus, Stab - Emergency/Normal	38	800-0002	2	Screw, Cap - Hex Head (1/4-20 x 3/8")
7	337-2488	3	Bus, Lug - Load	39	815-0261	4	Screw, Hex Washer Head - Self Tapping (1/4-20 x 1/2")
8	337-2490	6	Bus, Stab - Load	40	800-0003	2	Screw, Cap - Hex Head (1/2-20 x 1/2")
9	337-2494	6	Bus, Lug - Normal/Emergency	41	800-0005	18	Screw, Cap - Hex Head (1/4-20 x 3/4")
10	332-2305	6	Standoff, Insulator	42	800-0006	18	Screw, Cap - Hex Head (1/4-20 x 7/8")
11	306-3667	1	Bar, Interlock	43	800-0008	6	Screw, Cap - Hex Head (1/4-20 x 1-1/4")
12	306-0509	1	Arm, Interlock	44	862-0001	18	Nut, Hex 1/4-20
13	332-2704	12	Lug, Solderless	45	850-0040	8	Washer, Lock (1/4")
	822-0084	12	Screw, Machine - Pan Head (1/4-20 x 1/2")	46	526-0018	24	Washer, Flat (1/4")
	822-0089	12	Screw, Machine - Pan Head (1/4-20 x 1-1/4")	47	851-0027	42	Washer, Spring - Conical (1/4
	850-0039	24	Washer, Lock (1/4")	48	800-0026	6	Screw, Cap - Hex Head (5/16-18 x 1-1/2")
14	306-3414-02	1	Block & Crossbar Assy, Emergency (See Separate Page For Components)	49	800-0028	6	Screw, Cap - Hex Head (5/16-18 x 1")
16	306-0510	1	Interlock, Arm	50	800-0030	3	Screw, Cap - Hex Head (5/16-18 x 1-1/4")
20	337-2493	3	Bus, Jumper	51	800-0033	3	Screw, Cap - Hex Head (5/16-18 x 2")
21	508-0318	3	Washer, Phenolic	52	851-0028	18	Washer, Spring - Conical (5/1
23	306-3768	2	Handle, Switch - Bypass	53	332-2420	2	Mount, Tie - Cable
24	306-3717	1	Bracket, Plug - Secdisc	54	332-0941	2	Tie, Cable
25	306-3691	1	Bracket, Base - Secdisc				
26	306-3713	2	Spring, Secdisc				
27	516-0238	2	Pin, Clevis - Secdisc				
28	516-0040	2	Pin, Cotter (3/32 x 1")				
29	306-3676	3	Bracket, Shutter				
30	306-3753	2	Bracket, Support - Spring				



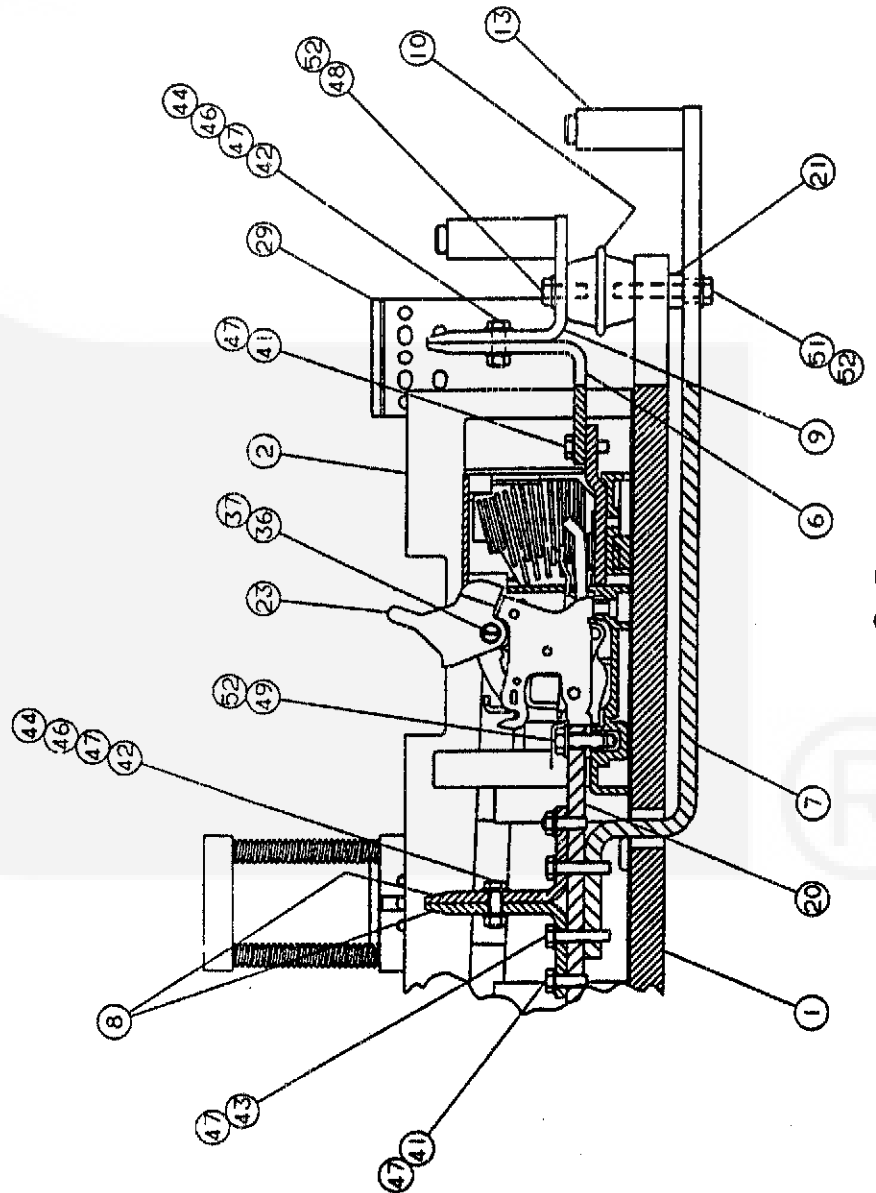
Bypass Switch Assembly
 Front Connect
 3 Pole



VIEW D-D
 ROTATED 180°
 SEE SHT 1



VIEW E-E
 SEE SHT 1




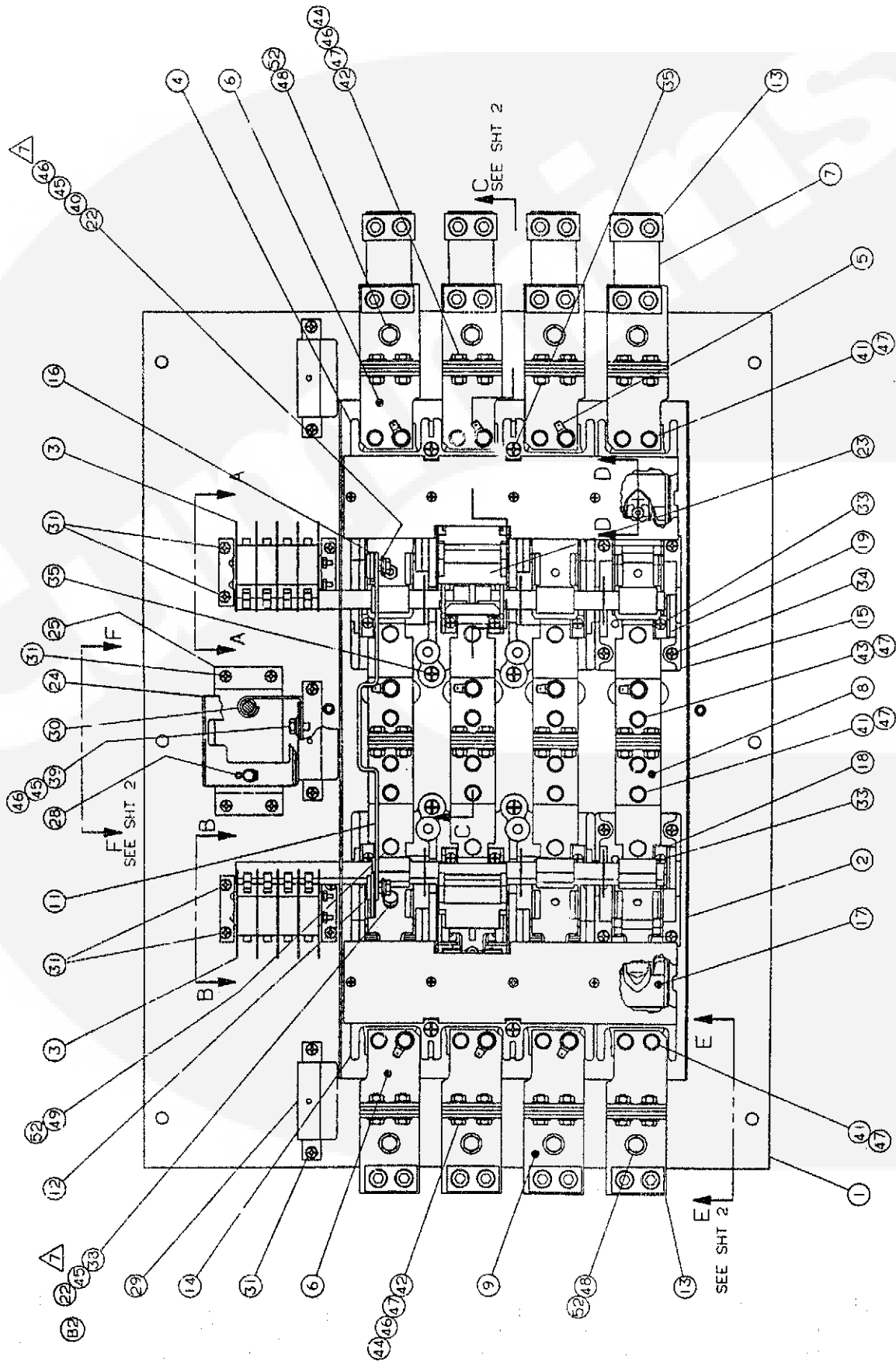
SECTION C-C
 SEE SHT 1

**Bypass Switch Assembly
Front Connect
3 Pole**

REF NO.	PART NO.	QTY USED	PART DESCRIPTION	REF NO.	PART NO.	QTY USED	PART DESCRIPTION
1	306-3677	1	Base, Insert	31	815-0449	18	Screw, Pan Head - Cross-Recessed with External Too (#10-32 x 3/4")
2	306-3770	1	Barrier, Base				
3	306-3417	2	Switch Assv. Auxiliary (See Separate Page For Components)	35	812-0162	8	Screw, Machine - Round Head (1/4-20 x 3")
4	306-3414-01	1	Block & Crossbar Assy, Normal (See Separate Page For Components)	36	815-0485	4	Screw, Shoulder (#10-32)
5	332-2462	9	Ring, Terminal	37	850-0030	4	Washer, Lock (#10)
6	337-2492	6	Bus, Stab - Emergency/Normal	38	800-0002	2	Screw, Cap - Hex Head (1/4-20 x 3/8")
7	337-2488	3	Bus, Lug - Load	39	815-0261	4	Screw, Hex Washer Head - Se Tapping (1/4-20 x 1/2")
8	337-2490	6	Bus, Stab - Load	40	800-0003	2	Screw, Cap - Hex Head (1/2-20 x 1/2")
9	337-2494	6	Bus, Lug - Normal/Emergency	41	800-0005	18	Screw, Cap - Hex Head (1/4-20 x 3/4")
10	332-2305	6	Standoff, Insulator	42	800-0006	18	Screw, Cap - Hex Head (1/4-20 x 7/8")
11	306-3667	1	Bar, Interlock	43	800-0008	6	Screw, Cap - Hex Head (1/4-20 x 1-1/4")
12	306-0509	1	Arm, Interlock	44	862-0001	18	Nut, Hex 1/4-20
13	332-2704	12	LLg, Solderless	45	850-0040	8	Washer, Lock (1/4")
	822-0084	12	Screw, Machine - Pan Head (1/4-20 x 1/2")	46	526-0018	24	Washer, Flat (1/4")
	822-0089	12	Screw, Machine - Pan Head (1/4-20 x 1-1/4")	47	851-0027	42	Washer, Spring - Conical (1,)
	850-0039	24	Washer, Lock (1/4")	48	800-0026	6	Screw, Cap - Hex Head (5/16-18 x 1-1/2")
14	306-3414-02	1	Block & Crossbar Assy, Emergency (See Separate Page For Components)	49	800-0028	6	Screw, Cap - Hex Head (5/16-18 x 1")
16	306-0510	1	Interlock, Arm	50	800-0030	3	Screw, Cap - Hex Head (5/16-18 x 1-1/4")
20	337-2493	3	Bus, Jumper	51	800-0033	3	Screw, Cap - Hex Head (5/16-18 x 2")
21	508-0318	3	Washer, Phenolic	52	851-0028	18	Washer, Spring - Conical (5,
23	306-3768	2	Handle, Switch - Bypass	53	332-2420	2	Mount, Tie - Cable
24	306-3717	1	Bracket, Plug - Secdisc	54	332-0941	2	Tie, Cable
25	306-3691	1	Bracket, Base - Secdisc				
26	306-3713	2	Spring, Secdisc				
27	516-0238	2	Pin, Clevis - Secdisc				
28	516-0040	2	Pin, Cotter (3/32 x 1")				
29	306-3676	3	Bracket, Shutter				
30	306-3753	2	Bracket, Support - Spring				



Bypass Switch Assembly Front Connect 4 Pole

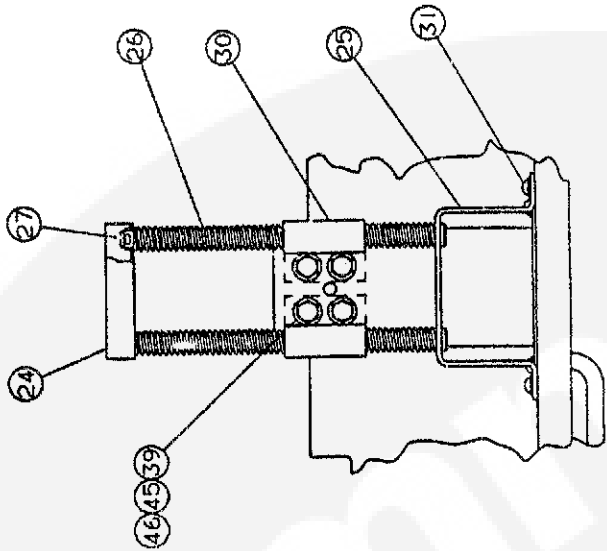


**Bypass Switch Assembly
Front Connect
4 Pole**

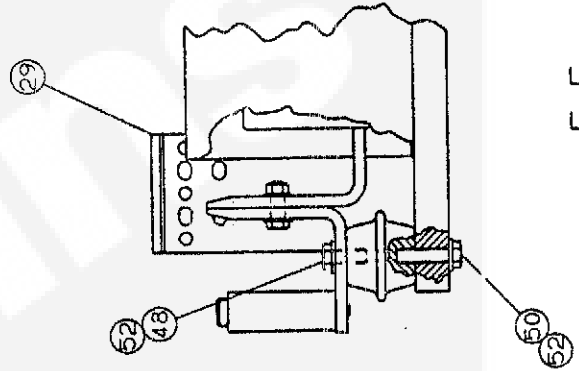
REF NO.	PART NO.	QTY USED	PART DESCRIPTION	REF NO.	PART NO.	QTY USED	PART DESCRIPTION
1	306-3677	1	Base, Insert	31	815-0449	18	Screw, Pan Head - Cross-Recessed with External Tooth (#10-32 x 3/4")
2	306-3770	1	Barrier, Base	32	815-0157	2	Screw, Set - Socket (#10-32 x 1/4")
3	306-3417	2	Switch Assy, Auxiliary (See Separate Page For Components)	33	813-0142	2	Screw, Machine - Round Head Cross-Recessed internal tooth (#10-32 x 3/4")
4	306-3414-03	1	Block & Crossbar Assy, Normal (See Separate Page For Components)	34	813-0111	8	Screw, Machine - Round Head (#10-32 x 2-1/4")
5	332-2462	10	Ring, Terminal	35	812-0162	8	Screw, Machine - Round Head (1/4-20 x 3")
6	337-2492	7	Bus, Stab - Emergency/Normal	36	815-0485	4	Screw, Shoulder (#10-32)
7	337-2488	4	Bus, Lug - Load	37	850-0030	4	Washer, Lock (#10)
8	337-2490	8	Bus, Stab - Load	38	800-0002	2	Screw, Cap - Hex Head (1/4-20 x 3/8")
9	337-2494	8	Bus, Lug - Normal/Emergency	39	815-0261	4	Screw, Hex Washer Head - Self Tapping (1/4-20 x 1/2")
10	332-2305	8	Standoff, Insulator	40	800-0003	2	Screw, Cap - Hex Head (1/2-20 x 1/2")
11	306-3667	1	Bar, Interlock	41	800-0005	24	Screw, Cap - Hex Head (1/4-20 x 3/4")
12	306-0509	1	Arm, Interlock	42	800-0006	24	Screw, Cap - Hex Head (1/4-20 x 7/8")
13	332-2704	12	Lug, Solderless	43	800-0008	8	Screw, Cap - Hex Head (1/4-20 x 1-1/4")
	822-0084	12	Screw, Machine - Pan Head (1/4-20 x 1/2")	44	862-0001	24	Nut, Hex 1/4-20)
	822-0089	12	Screw, Machine - Pan Head (1/4-20 x 1-1/4")	45	850-0040	8	Washer, Lock (1/4")
	850-0039	24	Washer, Lock (1/4")	46	526-0018	30	Washer, Flat (1/4")
14	306-3414-04	1	Block & Crossbar Assy, Emergency (See Separate Page For Components)	47	851-0027	56	Washer, Spring - Conical (1/4 (5/16-18 x 1-1/2"))
15	306-3423	2	Block & Contact Assy (See Separate Page For Components)	48	800-0026	8	Screw, Cap - Hex Head (5/16-18 x 1-1/2")
16	306-0510	1	Interlock, Arm	49	800-0028	28	Screw, Cap - Hex Head (5/16-18 x 1")
17	306-3030	2	Chute, Arc	50	800-0030	4	Screw, Cap - Hex Head (5/16-18 x 1-1/4")
18	306-0382	1	Support, Left Hand	51	800-0033	4	Screw, Cap - Hex Head (5/16-18 x 2")
19	306-0384	1	Support, Right Hand	52	851-0028	24	Washer, Spring - Conical (5/1
20	337-2493	4	Bus, Jumper				
21	508-0318	4	Washer, Phenolic				
23	306-3768	2	Handle, Switch - Bypass				
24	306-3717	1	Bracket, Plug - Secdisc				
25	306-3691	1	Bracket, Base - Secdisc				
26	306-3713	2	Spring, Secdisc				
27	516-0238	2	Pin, Clevis - Secdisc				
28	516-0040	2	Pin, Cotter (3/32 x 1")				
29	306-3676	3	Bracket, Shutter				
30	306-3753	2	Bracket, Support - Spring				



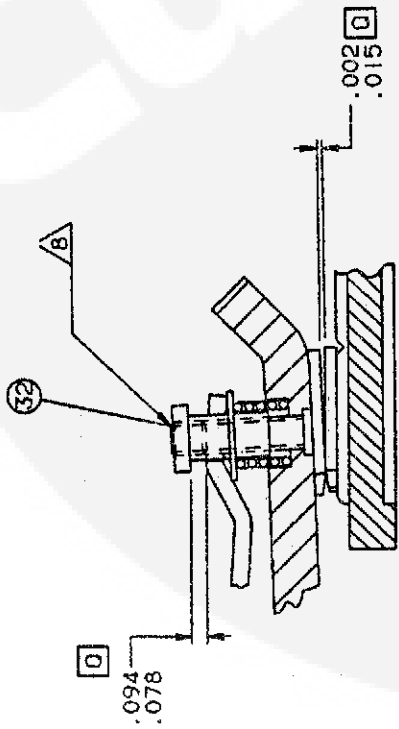
Bypass Switch Assembly
Front Connect
4 Pole



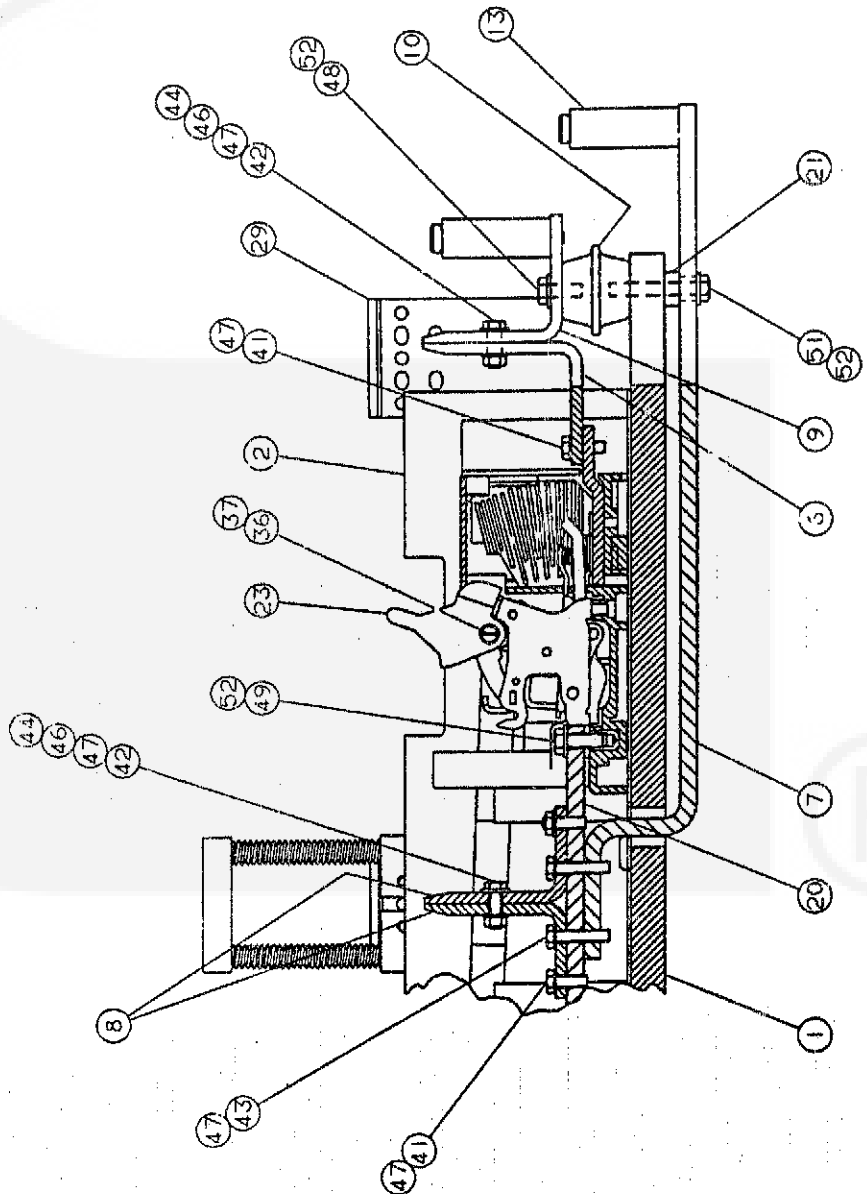
VIEW F-F
ROTATED 180°
SEE SHT 1



VIEW E-E
SEE SHT 1



SECTION D-D
SCALE: 2/1
2 PLACES



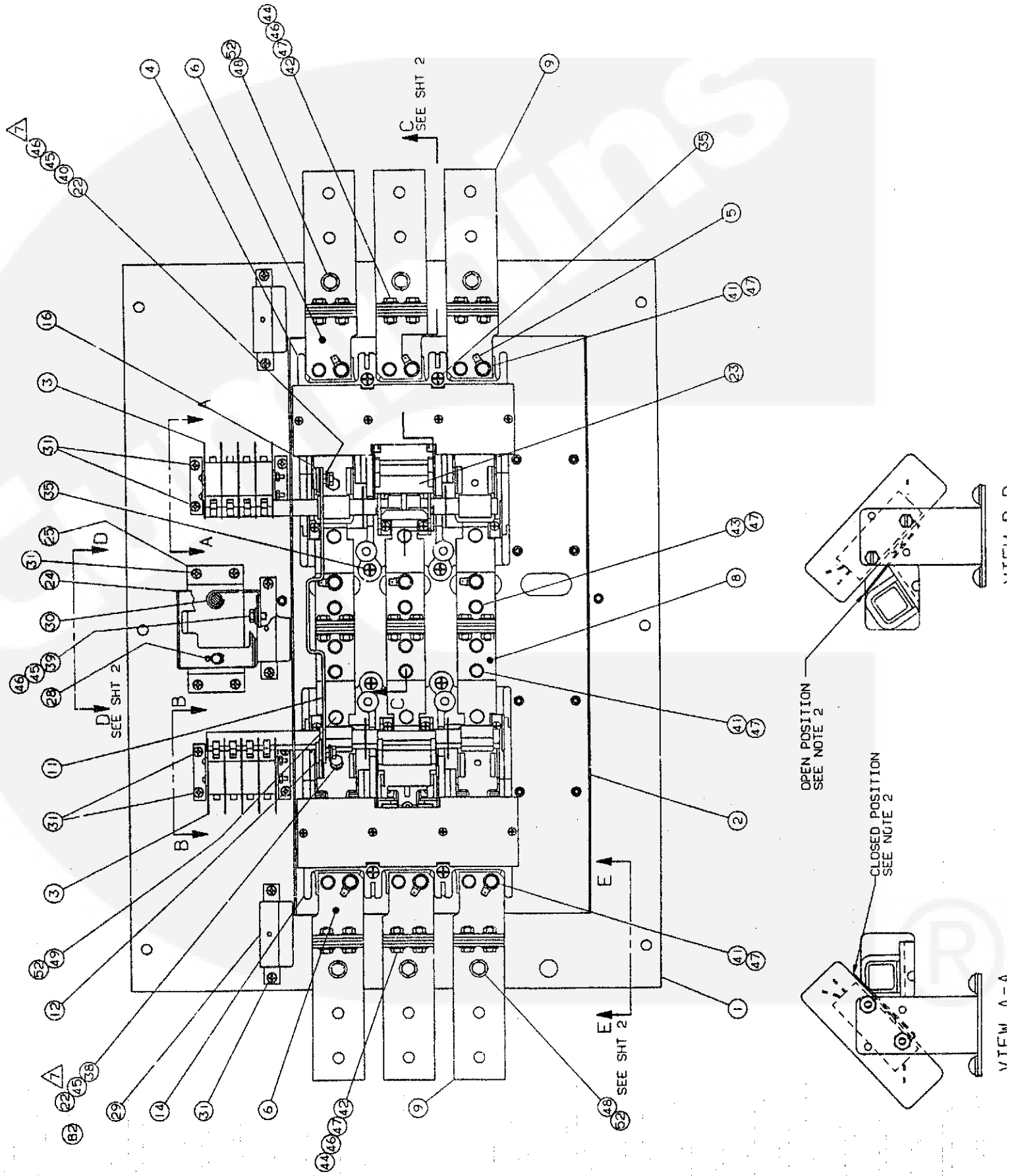
SECTION C-C
SEE SHT 1

**Bypass Switch Assembly
Front Connect
4 Pole**

REF NO.	PART NO.	QTY USED	PART DESCRIPTION	REF NO.	PART NO.	QTY USED	PART DESCRIPTION
1	306-3677	1	Base, Insert	31	815-0449	18	Screw, Pan Head - Cross-Recessed with External Tooth (#10-32 x 3/4")
2	306-3770	1	Barrier, Base	32	815-0157	2	Screw, Set - Socket (#10-32 x 1/4")
3	306-3417	2	Switch Assy, Auxiliary (See Separate Page For Components)	813-0142		2	Screw, Machine - Round Head Cross-Recessed internal tooth (#10-32 x 3/4")
4	306-3414-03	1	Block & Crossbar Assy, Normal (See Separate Page For Components)	34	813-0111	8	Screw, Machine - Round Head (#10-32 x 2-1/4")
5	332-2462	10	Ring, Terminal	35	812-0162	8	Screw, Machine - Round Head (1/4-20 x 3")
6	337-2492	8	Bus, Stab - Emergency/Normal	36	815-0485	4	Screw, Shoulder (#10-32)
7	337-2488	4	Bus, Lug - Load	37	850-0030	4	Washer, Lock (#10)
8	337-2490	8	Bus, Stab - Load	38	800-0002	2	Screw, Cap - Hex Head (1/4-20 x 3/8")
9	337-2494	8	Bus, Lug - Normal/Emergency	39	815-0261	4	Screw, Hex Washer Head - Self-Tapping (1/4-20 x 1/2")
10	332-2305	8	Standoff, Insulator	40	800-0003	2	Screw, Cap - Hex Head (1/2-20 x 1/2")
11	306-3667	1	Bar, Interlock	41	800-0005	24	Screw, Cap - Hex Head (1/4-20 x 3/4")
12	306-0509	1	Arm, Interlock	42	800-0006	24	Screw, Cap - Hex Head (1/4-20 x 7/8")
13	332-2704	12	Lug, Solderless	43	800-0008	8	Screw, Cap - Hex Head (1/4-20 x 1-1/4")
	622-0084	12	Screw, Machine - Pan Head (1/4-20 x 1/2")	44	862-0001	24	Nut, Hex 1/4-20)
	822-0089	12	Screw, Machine - Pan Head (1/4-20 x 1-1/4")	45	850-0040	8	Washer, Lock (1/4")
	850-0039	24	Washer, Lock (1/4")	46	526-0018	30	Washer, Flat (1/4")
14	306-3414-04	1	Block & Crossbar Assy, Emergency (See Separate Page For Components)	47	851-0027	56	Washer, Spring - Conical (1/4")
15	306-3423	2	Block & Contact Assy (See Separate Page For Components)	48	800-0026	8	Screw, Cap - Hex Head (5/16-18 x 1-1/2")
16	306-0510	1	Interlock, Arm	49	800-0028	28	Screw, Cap - Hex Head (5/16-18 x 1")
17	306-3030	2	Chute, Arc	50	800-0030	4	Screw, Cap - Hex Head (5/16-18 x 1-1/4")
18	306-0382	1	Support, Left Hand	51	800-0033	4	Screw, Cap - Hex Head (5/16-18 x 2")
19	306-0384	1	Support, Right Hand	52	851-0028	24	Washer, Spring - Conical (5/16"
20	337-2493	4	Bus, Jumper				
21	508-0318	4	Washer, Phenolic				
23	306-3768	2	Handle, Switch - Bypass				
24	306-3717	1	Bracket, Plug - Secdisc				
25	306-3691	1	Bracket, Base - Secdisc				
26	306-3713	2	Spring, Secdisc				
27	516-0238	2	Pin, Clevis - Secdisc				
28	516-0040	2	Pin, Cotter (3/32 x 1")				
29	306-3676	3	Bracket, Shutter				
30	306-3753	2	Bracket, Support - Spring				



Bypass Switch Assembly Rear Connect 3 Pole

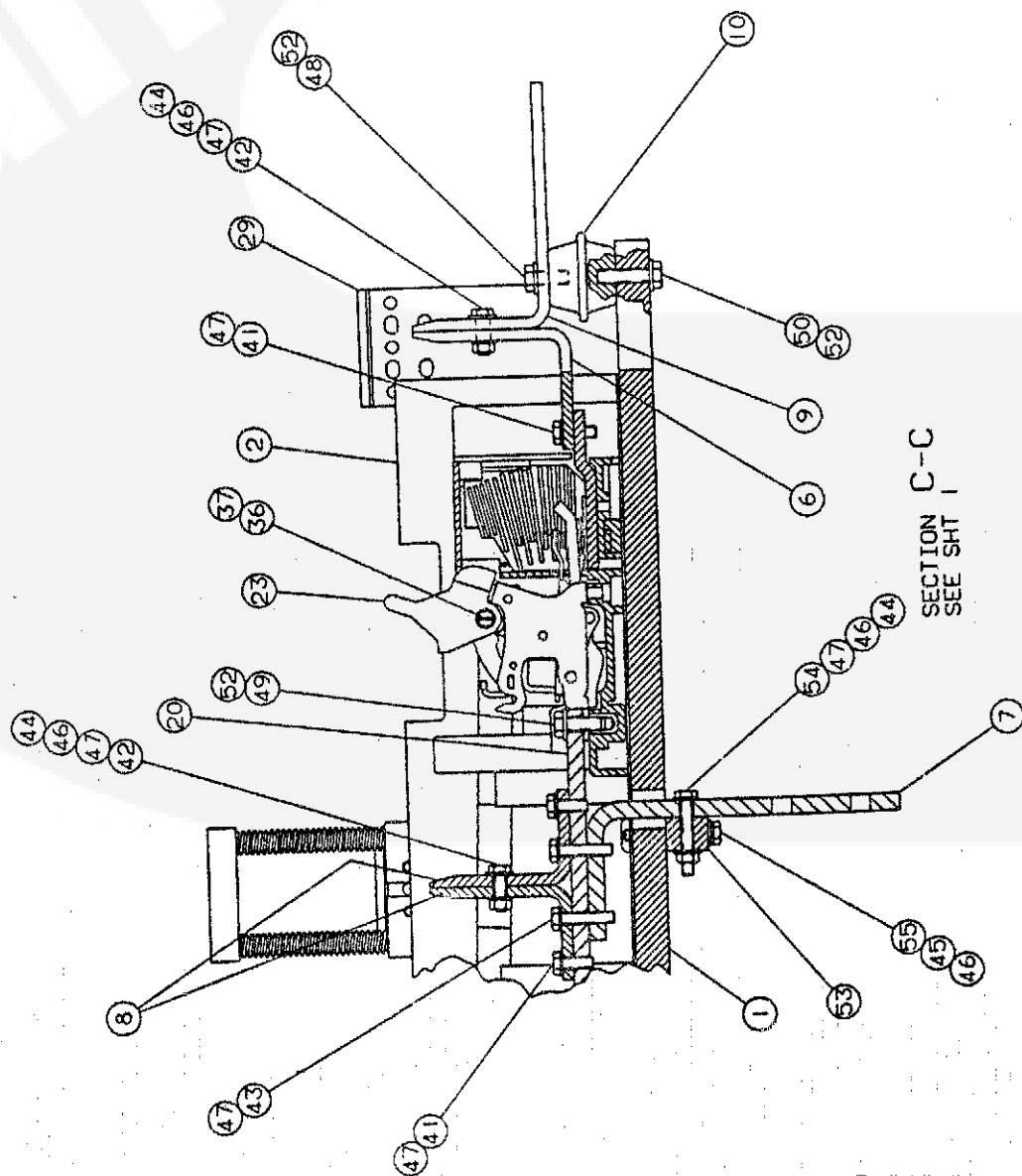
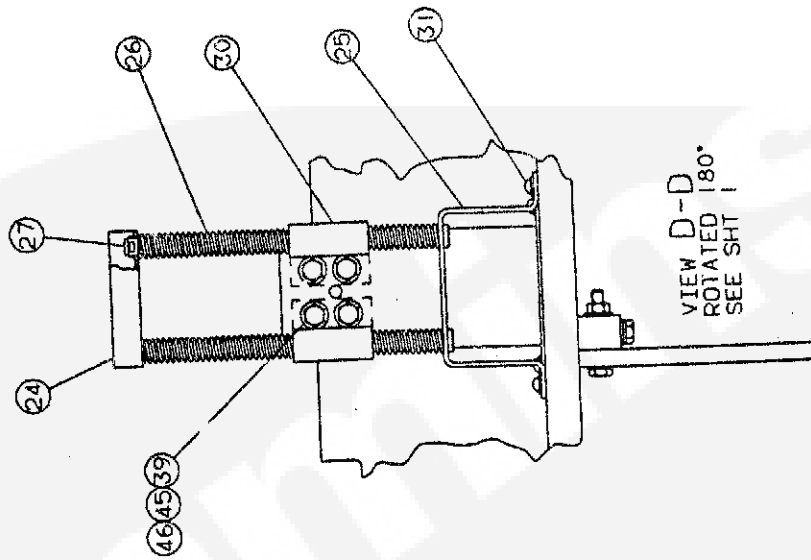


**Bypass Switch Assembly
Rear Connect
3 Pole**

REF NO.	PART NO.	QTY USED	PART DESCRIPTION	REF NO.	PART NO.	QTY USED	PART DESCRIPTION
1	306-3677	1	Base, Insert	36	815-0485	4	Screw, Shoulder (#10-32)
2	306-3770	1	Barrier, Base	37	850-0030	4	Washer, Lock (#10)
3	306-3417	2	Switch Assy, Auxiliary (See Separate Page For Components)	38	800-0002	2	Screw, Cap - Hex Head (1/4-20 x 3/8")
4	306-3414-01	1	Block & Crossbar Assy, Normal (See Separate Page For Components)	39	815-0261	4	Screw, Hex Washer Head - Self-Tapping (1/4-20 x 1/2")
5	332-2462	9	Ring, Terminal	40	800-0003	2	Screw, Cap - Hex Head (1/2-20 x 1/2")
6	337-2492	6	Bus, Stab - Emergency/Normal	41	800-0005	18	Screw, Cap - Hex Head (1/4-20 x 3/4")
7	337-2501	3	Bus, Lug - Load	42	800-0006	18	Screw, Cap - Hex Head (1/4-20 x 7/8")
8	337-2490	6	Bus, Stab - Load	43	800-0008	6	Screw, Cap - Hex Head (1/4-20 x 1-1/4")
9	337-2525	6	Bus, Lug - Normal/Emergency	44	862-0001	21	Nut, Hex 1/4-20
10	332-2305	6	Standoff, Insulator	45	850-0040	10	Washer, Lock (1/4")
11	306-3667	1	Bar, Interlock	46	526-0018	29	Washer, Flat (1/4")
12	306-0509	1	Arm, Interlock	47	851-0027	45	Washer, Spring - Conical (1/4"
14	306-3414-02	1	Block & Crossbar Assy, Emergency (See Separate Page For Components)	48	800-0026	6	Screw, Cap - Hex Head (5/16-18 x 1-1/2")
16	306-0510	1	Interlock, Arm	49	800-0028	6	Screw, Cap - Hex Head (5/16-18 x 1")
20	337-2493	3	Bus, Jumper	50	800-0030	6	Screw, Cap - Hex Head (5/16-18 x 1-1/4")
23	306-3768	2	Handle, Switch - Bypass	52	851-0028	18	Washer, Spring - Conical (5/16"
24	306-3717	1	Bracket, Plug - Secdisc	53	306-3634	1	Bar, Support - Load
25	306-3691	1	Bracket, Base - Secdisc	54	800-0010	3	Screw, Cap - Hex Head (1/4-20 x 1-3/4")
26	306-3713	2	Spring, Secdisc	55	800-0011	2	Screw, Cap - Hex Head (1/4-20 x 2")
27	516-0238	2	Pin, Clevis - Secdisc				
28	516-0040	2	Pin, Cotter (3/32 x 1")				
29	306-3676	3	Bracket, Shutter				
30	306-3753	2	Bracket, Support - Spring				
31	815-0449	18	Screw, Pan Head - Cross-Recessed with External Tooth (#10-32 x 3/4")				
35	812-0162	8	Screw, Machine - Round Head (1/4-20 x 3")				




Bypass Switch Assembly Rear Connect 3 Pole

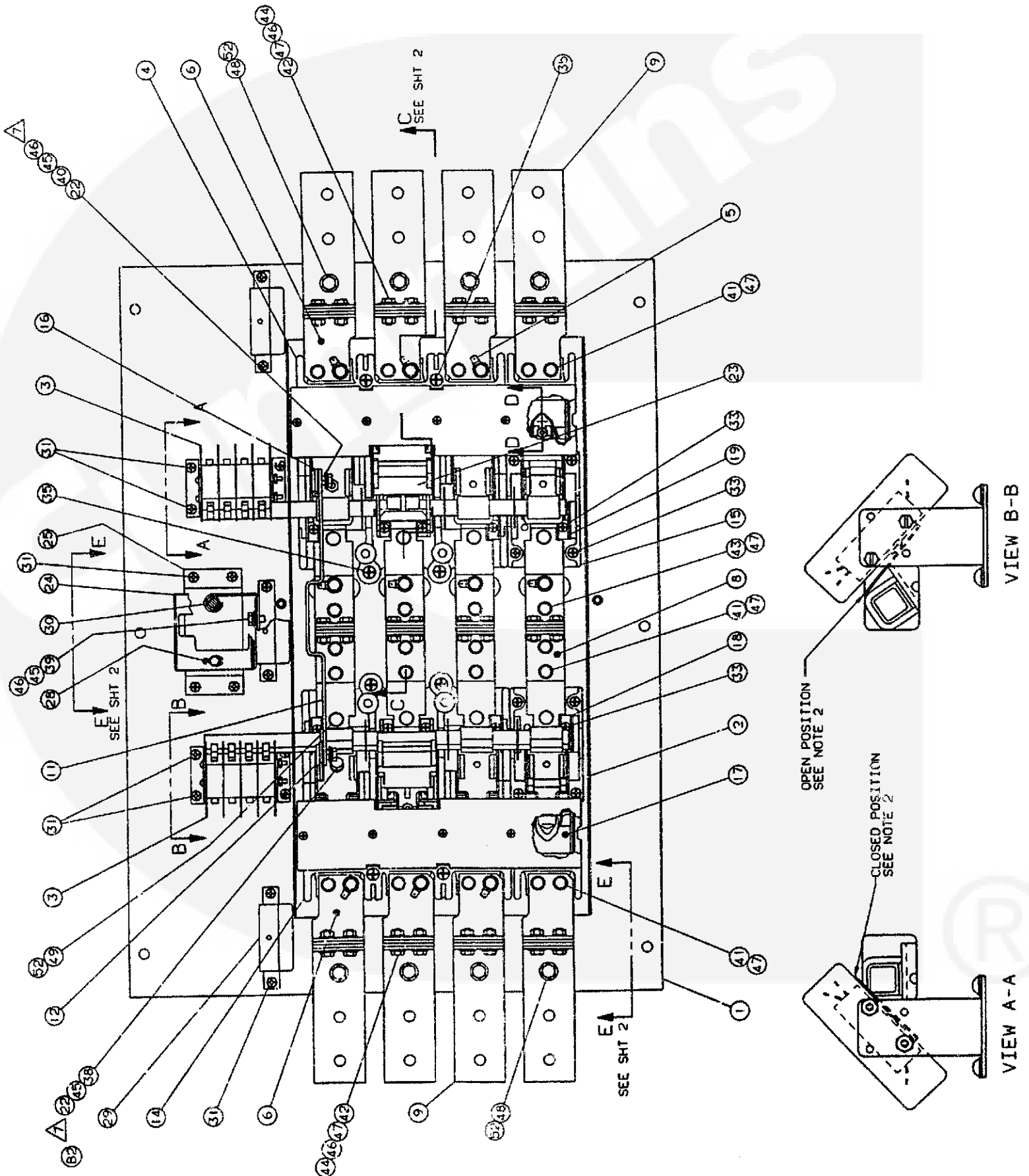


**Bypass Switch Assembly
Rear Connect
3 Pole**

REF NO.	PART NO.	QTY USED	PART DESCRIPTION	REF NO.	PART NO.	QTY USED	PART DESCRIPTION
1	306-3677	1	Base, Insert	36	815-0485	4	Screw, Shoulder (#10-32)
2	306-3770	1	Barrier, Base	37	850-0030	4	Washer, Lock (#10)
3	306-3417	2	Switch Assy, Auxiliary (See Separate Page For Components)	38	800-0002	2	Screw, Cap - Hex Head (1/4-20 x 3/8")
4	306-3414-01	1	Block & Crossbar Assy, Normal (See Separate Page For Components)	39	815-0261	4	Screw, Hex Washer Head - Self-Tapping (1/4-20 x 1/2")
5	332-2462	9	Ring, Terminal	40	800-0003	2	Screw, Cap - Hex Head (1/2-20 x 1/2")
6	337-2492	6	Bus, Stab - Emergency/Normal	41	800-0005	18	Screw, Cap - Hex Head (1/4-20 x 3/4")
7	337-2501	3	Bus, Lug - Load	42	800-0006	18	Screw, Cap - Hex Head (1/4-20 x 7/8")
8	337-2490	6	Bus, Stab - Load	43	800-0008	6	Screw, Cap - Hex Head (1/4-20 x 1-1/4")
9	337-2525	6	Bus, Lug - Normal/Emergency	44	862-0001	21	Nut, Hex 1/4-20
10	332-2305	6	Standoff, Insulator	45	850-0040	10	Washer, Lock (1/4")
11	306-3667	1	Bar, Interlock	46	526-0018	29	Washer, Flat (1/4")
12	306-0509	1	Arm, Interlock	47	851-0027	45	Washer, Spring - Conical (1/4")
14	306-3414-02	1	Block & Crossbar Assy, Emergency (See Separate Page For Components)	48	800-0026	6	Screw, Cap - Hex Head (5/16-18 x 1-1/2")
16	306-0510	1	Interlock, Arm	49	800-0028	6	Screw, Cap - Hex Head (5/16-18 x 1")
20	337-2493	3	Bus, Jumper	50	800-0030	6	Screw, Cap - Hex Head (5/16-18 x 1-1/4")
23	306-3768	2	Handle, Switch - Bypass	52	851-0028	18	Washer, Spring - Conical (5/16)
24	306-3717	1	Bracket, Plug - Secdisc	53	306-3634	1	Bar, Support - Load
25	306-3691	1	Bracket, Base - Secdisc	54	800-0010	3	Screw, Cap - Hex Head (1/4-20 x 1-3/4")
26	306-3713	2	Spring, Secdisc	55	800-0011	2	Screw, Cap - Hex Head (1/4-20 x 2")
27	516-0238	2	Pin, Clevis - Secdisc				
28	516-0040	2	Pin, Cotter (3/32 x 1")				
29	306-3676	3	Bracket, Shutter				
30	306-3753	2	Bracket, Support - Spring				
31	815-0449	18	Screw, Pan Head - Cross-Recessed with External Tooth (#10-32 x 3/4")				
35	812-0162	8	Screw, Machine - Round Head (1/4-20 x 3")				



Bypass Switch Assembly Rear Connect 4 Pole

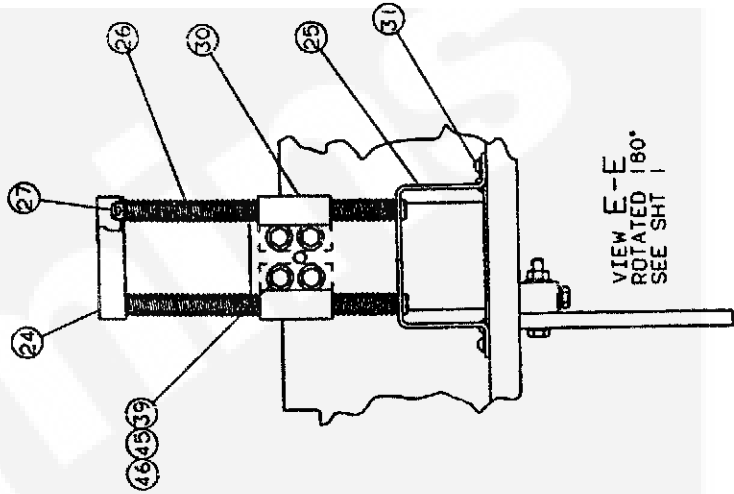
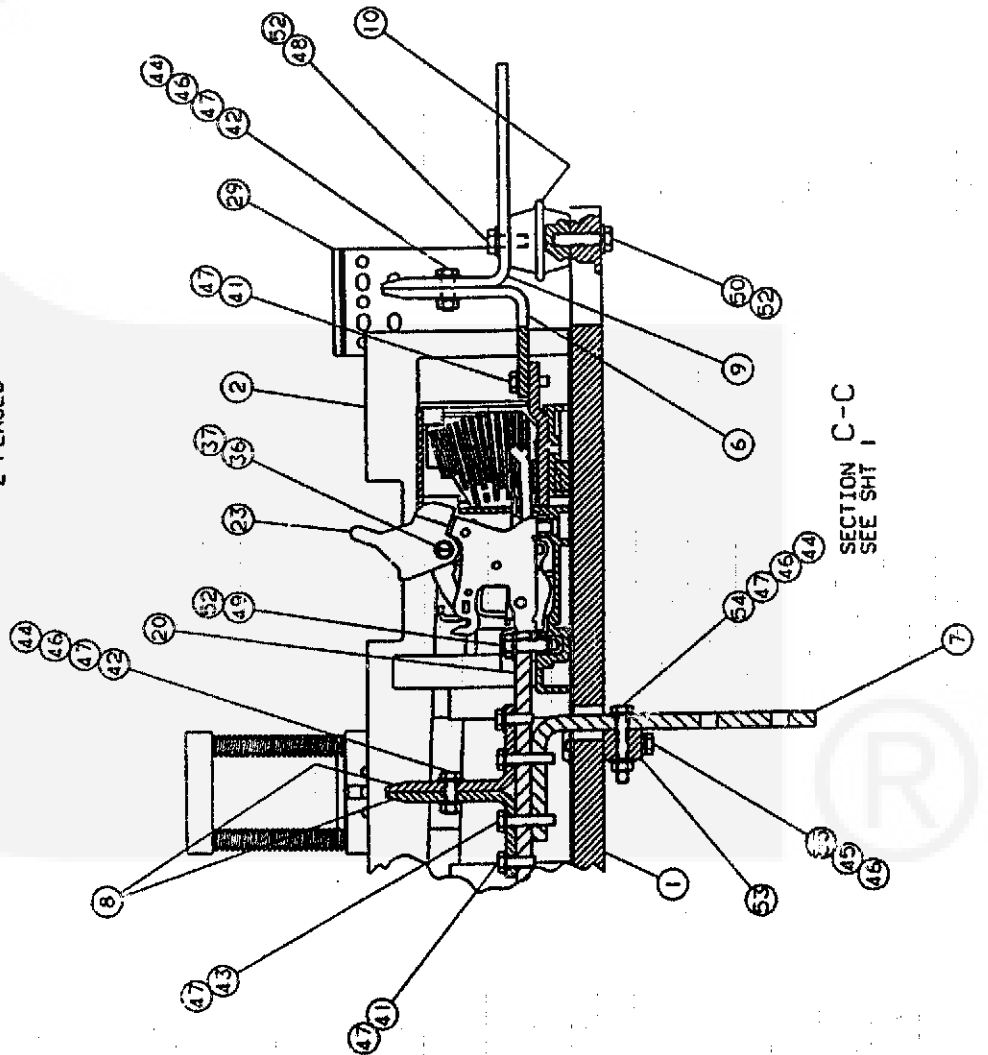
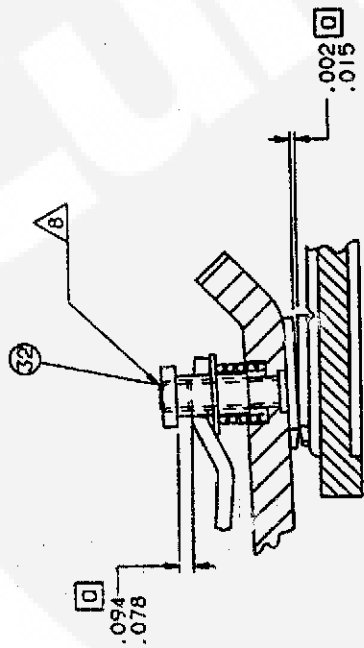


**Bypass Switch Assembly
Rear Connect
4 Pole**

REF NO.	PART NO.	QTY USED	PART DESCRIPTION	REF NO.	PART NO.	QTY USED	PART DESCRIPTION
1	306-3677	1	Base, Insert	33	813-0142	2	Screw, Machine - Round Head Cross-Recessed Internal (#10-32 x 3/4")
2	306-3770	1	Barrier, Base				
3	306-3417	2	Switch Assv, Auxiliary (See Separate Page For Components)	34	813-0111	8	Screw, Machine - Round Head (#10-32 x 3/4")
4	306-3414-03	1	Block & Crossbar Assy, Normal (See Separate Page For Components)	35	812-0162	8	Screw, Machine - Round Head (1/4-20 x 3")
5	332-2462	10	Ring, Terminal	36	815-0485	4	Screw, Shoulder (#10-32)
6	337-2492	8	Bus, Stab - Emergency/Normal	37	850-0030	4	Washer, Lock (#10)
7	337-2501	4	Bus, Lug - Load	38	800-0002	2	Screw, Cap - Hex Head (1/4-20 x 3/8")
8	337-2490	8	Bus, Stab - Load	39	815-0261	4	Screw, Hex Washer Head - S Tapping (1/4-20 x 1/2")
9	337-2525	8	Bus, Lug - Normal/Emergency	40	800-0003	2	Screw, Cap - Hex Head (1/2-20 x 1/2")
10	332-2305	8	Standoff, Insulator	41	800-0005	24	Screw, Cap - Hex Head (1/4-20 x 3/4")
11	306-3667	1	Bar, Interlock	42	800-0006	24	Screw, Cap - Hex Head (1/4-20 x 7/8")
12	306-0509	1	Arm, Interlock	43	800-0008	8	Screw, Cap - Hex Head (1/4-20 x 1-1/4")
14	306-3414-04	1	Block & Crossbar Assy, Emergency (See Separate Page For Components)	44	862-0001	28	Nut, Hex 1/4-20)
15	306-3423	2	Block & Contact Assy (See Separate Page For Components)	45	850-0040	10	Washer, Lock (1/4")
16	306-0510	1	Interlock, Arm	46	526-0018	36	Washer, Flat (1/4")
17	306-3030	2	Chute, Arc	47	851-0027	60	Washer, Spring - Conical
18	306-0382	1	Support, Left Hand	48	800-0026	8	Screw, Cap - Hex Head (5/16-18 x 1-1/2")
19	306-0384	1	Support, Right Hand	49	800-0028	8	Screw, Cap - Hex Head (5/16-18 x 1")
20	337-2493	4	Bus, Jumper	50	800-0030	8	Screw, Cap - Hex Head (5/16-18 x 1-1/4")
23	306-3768	2	Handle, Switch - Bypass	52	851-0028	24	Washer, Spring - Conical
24	306-3717	1	Bracket, Plug - Secdisc	53	306-3634	1	Bar, Support - Load
25	306-3691	1	Bracket, Base - Secdisc	54	800-0010	4	Screw, Cap - Hex Head (1/4-20 x 1-3/4")
26	306-3713	2	Spring, Secdisc	55	800-0011	2	Screw, Cap - Hex Head (1/4-20 x 2")
27	516-0238	2	Pin, Clevis - Secdisc				
28	516-0040	2	Pin, Cotter (3/32 x 1")				
29	306-3676	3	Bracket, Shutter				
30	306-3753	2	Bracket, Support - Spring				
31	815-0449	18	Screw, Pan Head - Cross- Recessed with External Tooth (#10-32 x 3/4")				
32	815-0157	2	Screw, Set - Socket (#10-32 x 1/4")				




Bypass Switch Assembly Rear Connect 4 Pole



**Bypass Switch Assembly
Rear Connect
4 Pole**

REF NO.	PART NO.	QTY USED	PART DESCRIPTION	REF NO.	PART NO.	QTY USED	PART DESCRIPTION
1	306-3677	1	Base, Insert	33	813-0142	2	Screw, Machine - Round Head Cross-Recessed Internal Tooth (#10-32 x 3/4")
2	306-3770	1	Barrier, Base				
3	306-3417	2	Switch Assy, Auxiliary (See Separate Page For Components)	34	813-0111	8	Screw, Machine - Round Head
4	306-3414-03	1	Block & Crossbar Assy, Normal (See Separate Page For Components)	35	812-0162	8	Screw, Machine - Round Head (1/4-20 x 3")
5	332-2462	10	Ring, Terminal	36	815-0485	4	Screw, Shoulder (#10-32)
6	337-2492	8	Bus, Stab - Emergency/Normal	37	850-0030	4	Washer, Lock (#10)
7	337-2501	4	Bus, Lug - Load	38	800-0002	2	Screw, Cap - Hex Head (1/4-20 x 3/8")
8	337-2490	8	Bus, Stab - Load	39	815-0261	4	Screw, Hex Washer Head - Self-Tapping (1/4-20 x 1/2")
9	337-2525	8	Bus, Lug - Normal/Emergency	40	800-0003	2	Screw, Cap - Hex Head (1/2-20 x 1/2")
10	332-2305	8	Standoff, Insulator	41	800-0005	24	Screw, Cap - Hex Head (1/4-20 x 3/4")
11	306-3667	1	Bar, Interlock	42	800-0006	24	Screw, Cap - Hex Head (1/4-20 x 7/8")
12	306-0509	1	Arm, Interlock	43	800-0008	8	Screw, Cap - Hex Head (1/4-20 x 1-1/4")
14	306-3414-04	1	Block & Crossbar Assy, Emergency (See Separate Page For Components)	44	862-0001	28	Nut, Hex 1/4-20
15	306-3423	2	Block & Contact Assy (See Separate Page For Components)	45	850-0040	10	Washer, Lock (1/4")
16	306-0510	1	Interlock, Arm	46	526-0018	36	Washer, Flat (1/4")
17	306-3030	2	Chute, Arc	47	851-0027	60	Washer, Spring - Conical (1/4")
18	306-0382	1	Support, Left Hand	48	800-0026	8	Screw, Cap - Hex Head (5/16-18 x 1-1/2")
19	306-0384	1	Support, Right Hand	49	800-0028	8	Screw, Cap - Hex Head (5/16-18 x 1")
20	337-2493	4	Bus, Jumper	50	800-0030	8	Screw, Cap - Hex Head (5/16-18 x 1-1/4")
23	306-3768	2	Handle, Switch - Bypass	52	851-0028	24	Washer, Spring - Conical (5/16)
24	306-3717	1	Bracket Plug - Secdisc	53	306-3634	1	Bar, Support - Load
25	306-3691	1	Bracket, Base - Secdisc	54	800-0010	4	Screw, Cap - Hex Head (1/4-20 x 1-3/4")
26	306-3713	2	Spring, Secdisc	55	800-0011	2	Screw, Cap - Hex Head (1/4-20 x 2")
27	516-0238	2	Pin, Clevis - Secdisc				
28	516-0040	2	Pin, Cotter (3/32 x 1")				
29	306-3676	3	Bracket, Shutter				
30	306-3753	2	Bracket, Support - Spring				
31	815-0449	18	Screw, Pan Head - Cross-Recessed with External Tooth (#10-32 x 3/4")				
32	815-0157	2	Screw, Set - Socket (#10-32 x 1/4")				

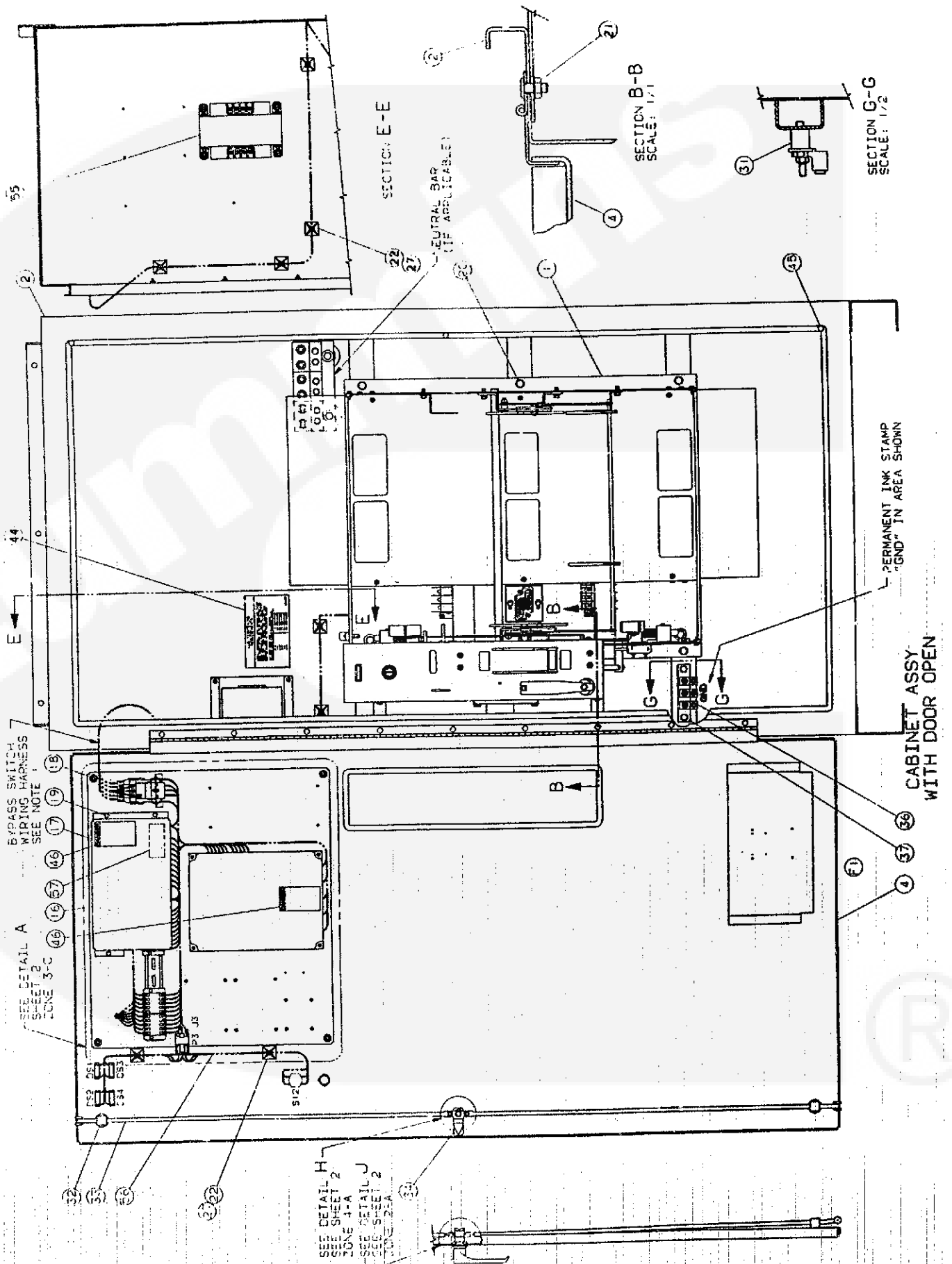


Bypass Operator Assembly

REF NO.	PART NO.	QTY USED	PART DESCRIPTION	REF NO.	PART NO.	QTY USED	PART DESCRIPTION
1	306-3934	1	Cover	17	306-3930	1	Spring, Plunger
2	306-3929	2	Bracket, Actuator	18	516-0151	2	Pin, Roll - Solenoid
3	306-3646	1	Bracket, Support	19	516-0037	2	Pin, Cotter (1/16")
4	306-3651	2	Bushing	20	815-0285	8	Screw, Round Head - External Tooth (#8-32 x 5/16")
5	306-3652	1	Arm, Pivot - Right Hand	21	98-6349	1	Decal
6	306-3653	1	Arm, Pivot - Left Hand	22	815-0029	6	Screw, Flat Head - Cross- Recessed (#10-32 x 1/2")
7	306-3726	2	Spring, Solenoid	23	815-0652	12	Screw, Hex Head - Slotted (#10-32 x 1/2")
8	306-3741	2	Bracket, Solenoid	24	855-0008	6	Washer, Lock - External Tooth (#10)
9	306-3751	1	Handle, Actuator	25	98-6350	2	Decal, Open
10	306-3754	2	Plate, Ind	26	98-6351	2	Decal, Closed
11	516-0237	2	Pin, Clevis - Plunger	27	526-0016	1	Washer, Flat (1/4")
12	306-3926	1	Bracket	28	306-3833	2	Bracket, Solenoid
13	307-2712	2	Solenoid				
14	518-0115	6	Ring				
15	306-3921	1	Plunger				
16	306-3920	1	Link, Plunger				



Control Cabinet Assembly




Control Cabinet Assembly

REF NO.	PART NO.	QTY USED	PART DESCRIPTION	REF NO.	PART NO.	QTY USED	PART DESCRIPTION
1			Frame Assembly, Bypass (See Separate Page For Components)	20	821-0028	6	Screw, Locking (3/8-16 x 1/2")
	306-3787-01	1	3 Pole	21	870-0240	11	Nut, Self-Locking (#10-32)
	306-3787-02	1	4 Pole	22	332-2420	8	Mount, Tie - Cable
2	319-1168	1	Box, Control	23	810-0085	1	Screw, Machine - Round Head (Brass) (#8-32 x 1/8")
3			Board, Circuit - Printed (Mother)	24	870-0221	1	Nut, Lock - External Tooth (#8-32)
			Utility to GenSet	25	526-0048	1	Washer, Flat (#8)
	300-3090	1	Standard	26	860-0008	1	Nut, Hex (#8-32)
	300-3260	1	Extended Time Delay	27	332-0941	9	Tie, Cable
	300-3267	1	Utility to Utility	28	815-0544	12	Screw, Round Head - Cross-Recessed with Internal Tooth (#6-32 x 1/2")
4			Door, Box - Control				
	319-1170-01	1	Full Meters				
	319-1170-02	1	No Meters	29	815-0447	2	Screw, Round Head - Cross-Recessed with Internal Tooth (Self-Tapping) (#8-32 x 3/4")
5			Board, Circuit - Printed (Time Delay) (J2)				
	300-3094	1	Standard	30	856-0002	1	Washer, Lock - External/Internal Tooth (#8)
	300-3261	1	Extended Time Delay				
6			Board, Circuit - Printed (Voltage Sensor) (J1, J3)	31	332-1348	2	Spacer, Bar - Neutral
			Under voltage	32	306-3467	2	Guide, Rod
	300-3121	1	Over/Under voltage & Over/Under frequency	33	306-3526-06	2	Roller, Rod
			60 Hertz	34	306-3525	1	Latch, Cam - 3 Point
	300-3093-01	1	50 Hertz	35	406-0613	1	Handle, Keyed
	300-3093-02	1		36	332-2915	1	Strap, Ground
7			Board, Circuit - Printed (Transformer)	37	815-0567	2	Screw, Hex Head - Self-Tapping (5/16-18 x 1-1/4")
			208, 220, 240, 380, 416, 480 VAC	38			Switch, Selector
	300-3092	1	600 VAC		308-0960	1	Utility to GenSet
			Transformer, Power (T1, T2)		308-0955	1	Utility to Utility
	300-3118	1	208, 220, 240, 480 VAC to 24VDC	39	322-0387-02	1	Light, Indicating - White
8			380, 416 VAC to 24 VDC	40	322-0170	1	Light, Indicating - Green
	315-0693-02	2	600 VAC to 24 VDC	41	322-0137	1	Light, Indicating - Red
			Decal, Door	42	322-0168	1	Light, Indicating - Amber
			Without Meters	43	508-1067-01	1	Edging
			Utility to GenSet	44	98-6367	1	Label, Torque
	98-6368	1	Utility to Utility	45	508-0231	3	Bumper
	98-6380	1	With Meters	46	98-5387	3	Label, Danger
			Utility to GenSet	47	98-5777-01	1	Label, Warning
			Utility to Utility	48	323-1387	1	Pin Assembly, Ribbon
	98-6369	1		49	98-6384	1	Decal, Switch - BT
	98-6379	1		51	98-4817	1	Decal, UL
10	517-0137	1	Plug, Hole	52	98-6118	1	Decal, Cabinet - NEMA 1
11	306-3430	1	Cover, Sentry - Power	54	332-2878	4	Bracket, End - Terminal
12	338-2648	1	Harness, Wiring - Cabinet	55	315-0661	1	Transformer, Power - 600 VAC to 208 VAC
13	306-3654	1	Bracket, Plug - Control				
14	307-2597	2	Contactor, Interlocking	56	338-2755	1	Harness, Wiring - Lamp/Switch
15	332-3087	1	Rail, Terminal	57	98-6481	1	Decal, Plug - Disconnect
16	306-3661	1	Cover, Control	58	98-6058	1	Decal, Instruction - Operatic
17	319-1154	1	Panel, Control	59	532-0400	1	Marker, Numbers
18	870-0212	8	Nut, Self-Locking (1/4-20)	60	532-0374	1	Marker, Letters
19	815-0652	15	Screw, Hex Head - Self-Tapping (#10-32 x 1/2")	61	98-5661	1	Decal, Cover - Power Sentry
				62	98-5766	1	Decal, Switch

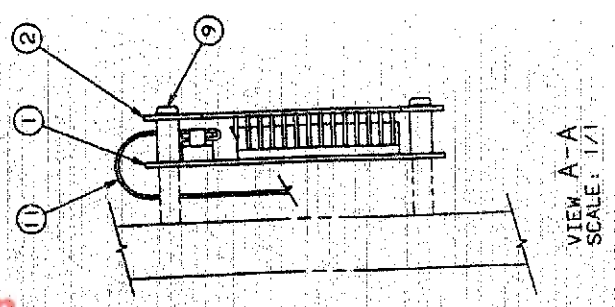
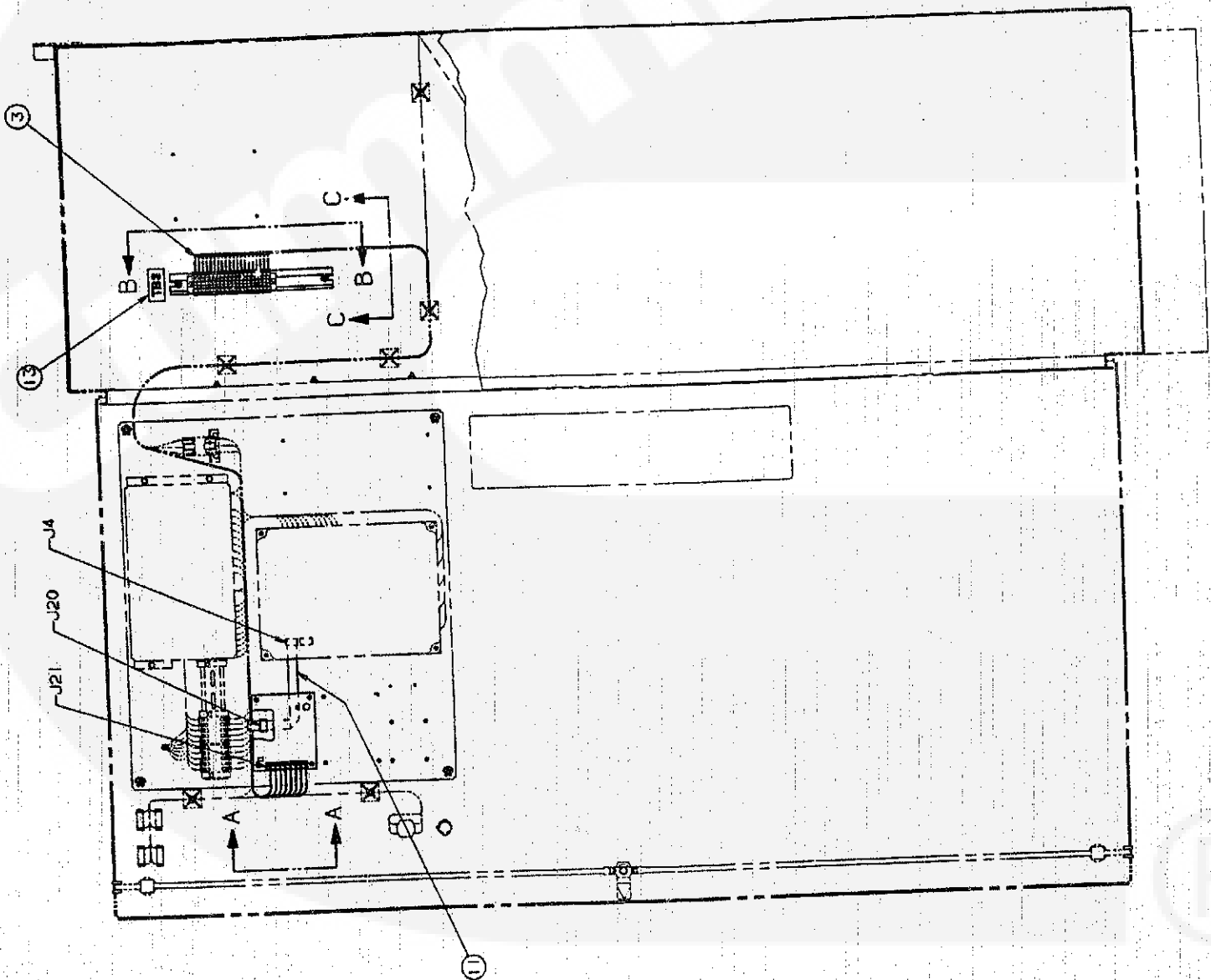
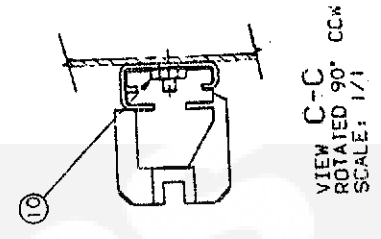
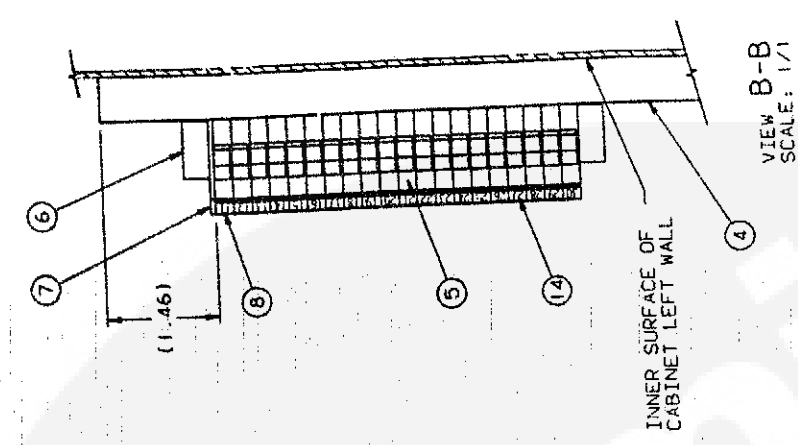


Control Cabinet Assembly

REF NO.	PART NO.	QTY USED	PART DESCRIPTION	REF NO.	PART NO.	QTY USED	PART DESCRIPTION
1			Frame Assembly, Bypass (See Separate Page For Components)	20	821-0028	6	Screw, Locking (3/8-16 x 1/2)
	306-3787-01	1	3 Pole	21	870-0240	11	Nut, Self-Locking (#10-32)
	306-3787-02	1	4 Pole	22	332-2420	8	Mount, Tie - Cable
2	319-1168	1	Box, Control	23	810-0085	1	Screw, Machine - Round Head (Brass) (#8-32 x 1/8")
3			Board, Circuit - Printed (Mother)	24	870-0221	1	Nut, Lock - External Tooth (#8-32)
	300-3090	1	Utility to GenSet Standard	25	526-0048	1	Washer, Flat (#8)
	300-3260	1	Extended Time Delay	26	860-0008	1	Nut, Hex (#8-32)
	300-3267	1	Utility to Utility	27	332-0941	9	Tie, Cable
4			Door, Box - Control	28	815-0544	12	Screw, Round Head - Cross-Recessed with Internal Tooth (#6-32 x 1/2")
	319-1170-01	1	Full Meters				
	319-1170-02	1	No Meters	29	815-0447	2	Screw, Round Head - Cross-Recessed with Internal Tooth (Self-Tapping) (#8-32 x 3/4)
5			Board, Circuit - Printed (Time Delay) (J2)	30	856-0002	1	Washer, Lock - External/Internal Tooth (#8)
	300-3094	1	Standard				
	300-3261	1	Extended Time Delay	31	332-1348	2	Spacer, Bar - Neutral
6			Board, Circuit - Printed (Voltage Sensor) (J1, J3)	32	306-3467	2	Guide, Rod
	300-3121	1	Under voltage	33	306-3526-06	2	Roller, Rod
			Over/Under voltage & Over/Under frequency	34	306-3525	1	Latch, Cam - 3 Point
	300-3093-01	1	60 Hertz	35	406-0613	1	Handle, Keyed
	300-3093-02	1	50 Hertz	36	332-2915	1	Strap, Ground
7			Board, Circuit - Printed (Transformer)	37	815-0567	2	Screw, Hex Head - Self-Tapping (5/16-18 x 1-1/4")
	300-3092	1	208, 220, 240, 380, 416, 480 VAC	38			Switch, Selector
	300-3118	1	600 VAC		308-0960	1	Utility to GenSet
8			Transformer, Power (T1, T2)		308-0955	1	Utility to Utility
	315-0693-02	2	208, 220, 240, 480 VAC to 24VDC	39	322-0387-02	1	Light, Indicating - White
	315-0693-03	2	380, 416 VAC to 24 VDC	40	322-0170	1	Light, Indicating - Green
	315-0693-04	2	600 VAC to 24 VDC	41	322-0137	1	Light, Indicating - Red
9			Decal, Door	42	322-0168	1	Light, Indicating - Amber
			Without Meters	43	508-1067-01	1	Edging
	98-6368	1	Utility to GenSet	44	98-6367	1	Label, Torque
	98-6380	1	Utility to Utility	45	508-0231	3	Bumper
			With Meters	46	98-5387	3	Label, Danger
	98-6369	1	Utility to GenSet	47	98-5777-01	1	Label, Warning
	98-6379	1	Utility to Utility	48	323-1387	1	Pin Assembly, Ribbon
10	517-0137	1	Plug, Hole	49	98-6384	1	Decal, Switch - BT
11	306-3430	1	Cover, Sentry - Power	51	98-4817	1	Decal, UL
12	338-2648	1	Harness, Wiring - Cabinet	52	98-6118	1	Decal, Cabinet - NEMA 1
13	306-3654	1	Bracket, Plug - Control	54	332-2878	4	Bracket, End - Terminal
14	307-2597	2	Contact, Interlocking	55	315-0661	1	Transformer, Power - 600 VAC to 208 VAC
15	332-3087	1	Rail, Terminal	56	338-2755	1	Harness, Wiring - Lamp/Switch
16	306-3661	1	Cover, Control	57	98-6481	1	Decal, Plug - Disconnect
17	319-1154	1	Panel, Control	58	98-6058	1	Decal, Instruction - Operation
18	870-0212	8	Nut, Self-Locking (1/4-20)	59	532-0400	1	Marker, Numbers
19	815-0652	15	Screw, Hex Head - Self-Tapping (#10-32 x 1/2")	60	532-0374	1	Marker, Letters
				61	98-5661	1	Decal, Cover - Power Sentry
				62	98-5766	1	Decal, Switch



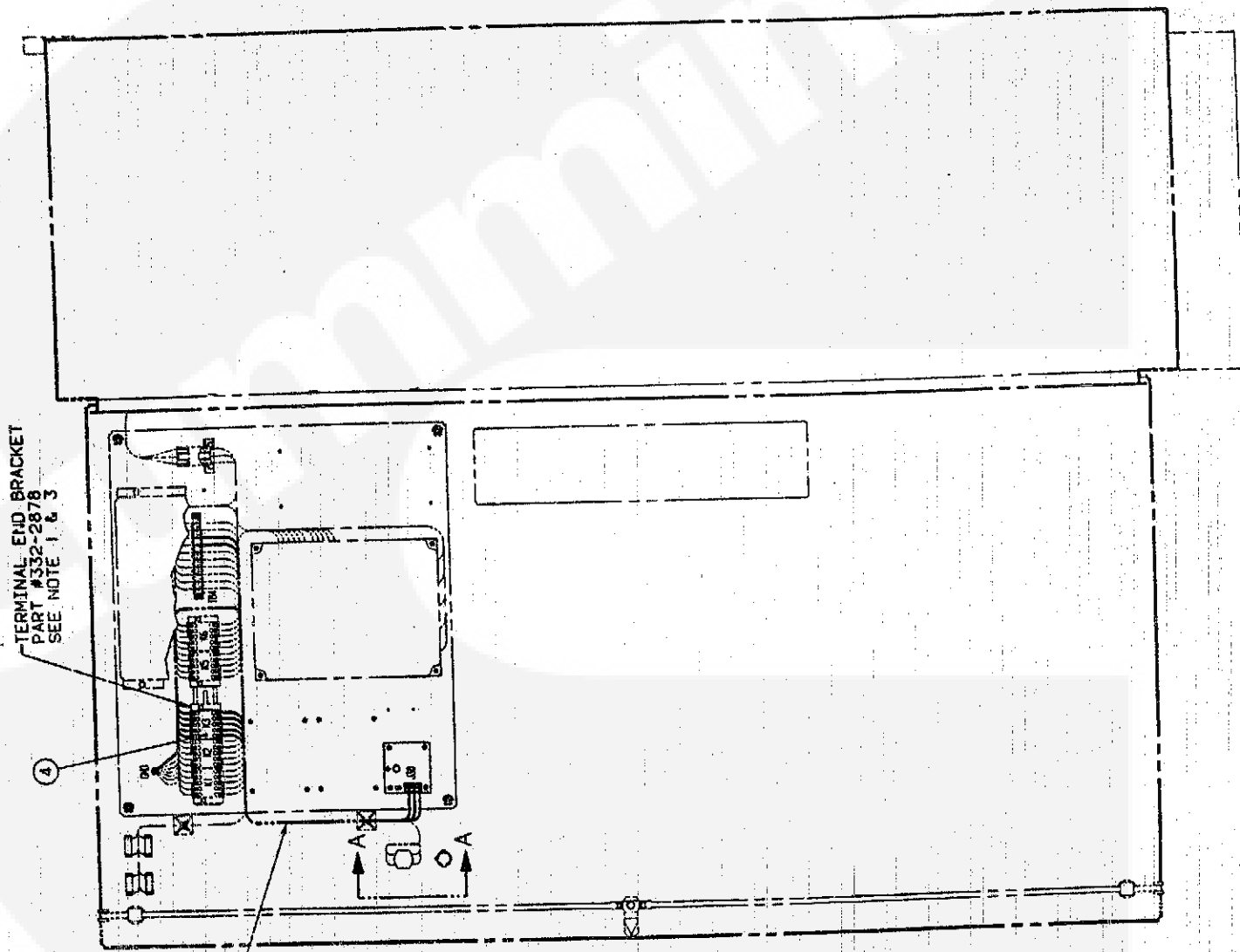
Signal Module Assembly



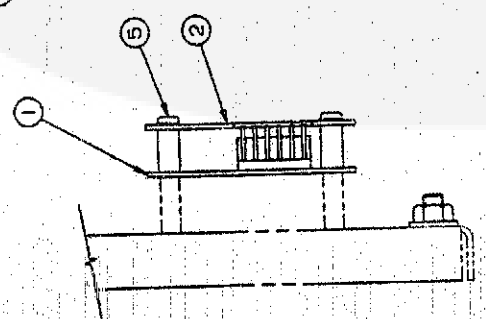
Signal Module Assembly

REF NO.	PART NO.	QTY USED	PART DESCRIPTION	REF NO.	PART NO.	QTY USED	PART DESCRIPTION
1	300-3096	1	Board, Circuit - Printed	10	870-0221	2	Nut, Lock - External Tooth (#8-32)
2	301-9931	1	Cover	11	323-1409	1	Pin Assembly, Ribbon
3	338-2689	1	Harness, Wiring	12	332-0941	10	Tie, Cable
4	332-2837-09	1	Rail, Terminal	13	98-5710	1	Label, Block - Terminal
5	332-2836-02	2	Block, Terminal - Sectional	14	332-2842-13	2	Tag, Block - Terminal (21-30)
6	332-2839	2	End-Bracket, Terminal	15	98-5691	1	Decal, Module - Signal
7	332-2841	1	End-Plate, Terminal				
8	332-2842-12	2	Tag, Terminal - 11-20				
9	815-0680	4	Screw, Pan Head - Cross-Recessed with External Tooth (#6-32 x 1")				

Program Transition Assembly



CABINET ASSY
nnnr OPEN 90°



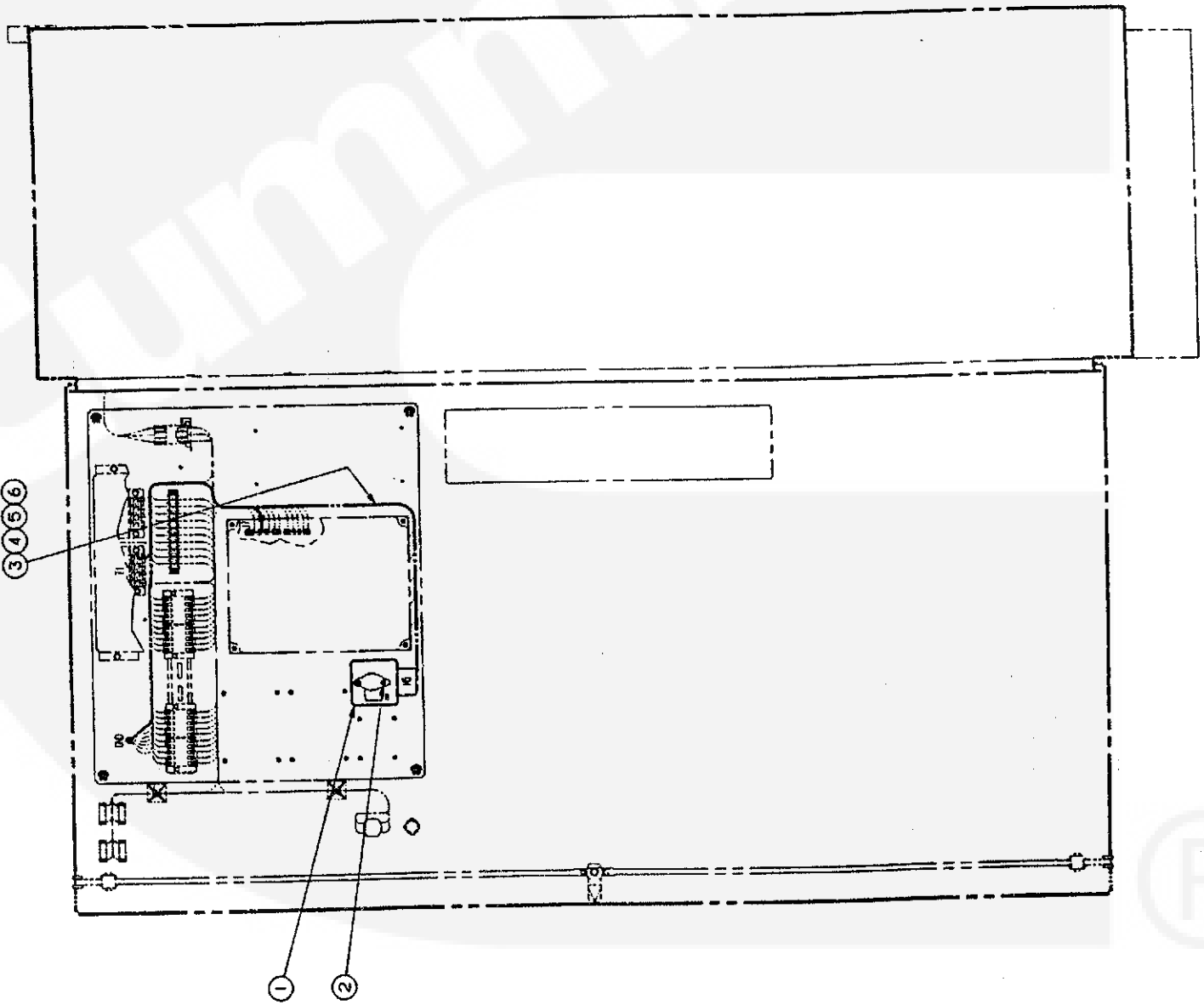
VIEW A-A
SCALE: 1/1

Program Transition Assembly


REF NO.	PART NO.	QTY USED	PART DESCRIPTION	REF NO.	PART NO.	QTY USED	PART DESCRIPTION
1	300-3115-01		Board, Circuit - Printed	6	332-0941	10	Tie, Cable
	300-3115-02		7.5 Seconds	7			Decal
			60.0 Seconds		98-5689	1	7.5 Seconds
2	301-9927	1	Cover		98-5700	1	60 Seconds
3	338-2691	1	Harness, Wiring				
4	307-2583	1	Relay, Control (24VDC)				
5	815-0680	4	Screw, Pan Head - Cross-Recessed with External Tooth (#6-32 x 1")				



Exerciser Clock Assembly



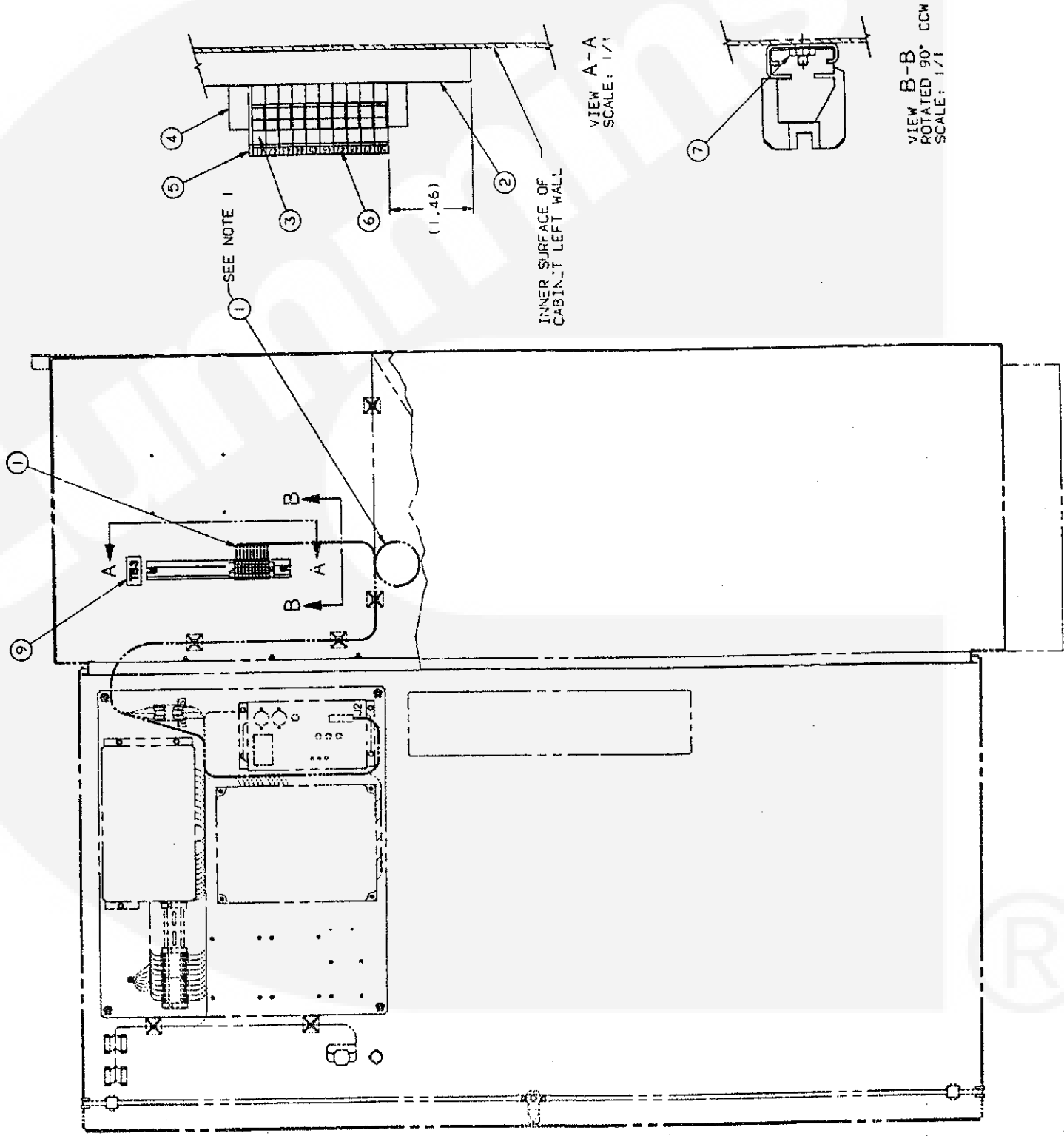
CABINET ASSY
DOOR OPEN 90°



Exerciser Clock Assembly

REF NO.	PART NO.	QTY USED	PART DESCRIPTION	REF NO.	PART NO.	QTY USED	PART DESCRIPTION
1	307-2577	1	Clock, Exerciser (24 VAC)	4	226-3568-06	1	Lead, Clock
2	815-0504		Screw, Hex Washer Head - Self Tapping (#6-32 x 3/8")	5	226-3568-07	1	Lead, Clock
3	226-3568-03	1	Lead, Clock	6	226-3568-08	1	Lead, Clock
				7	332-0941	10	Tie, Clock

Battery Charge Alarm Harness Assembly



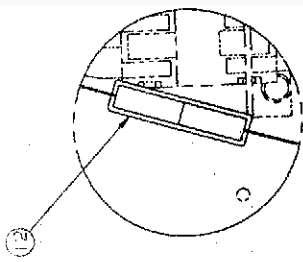
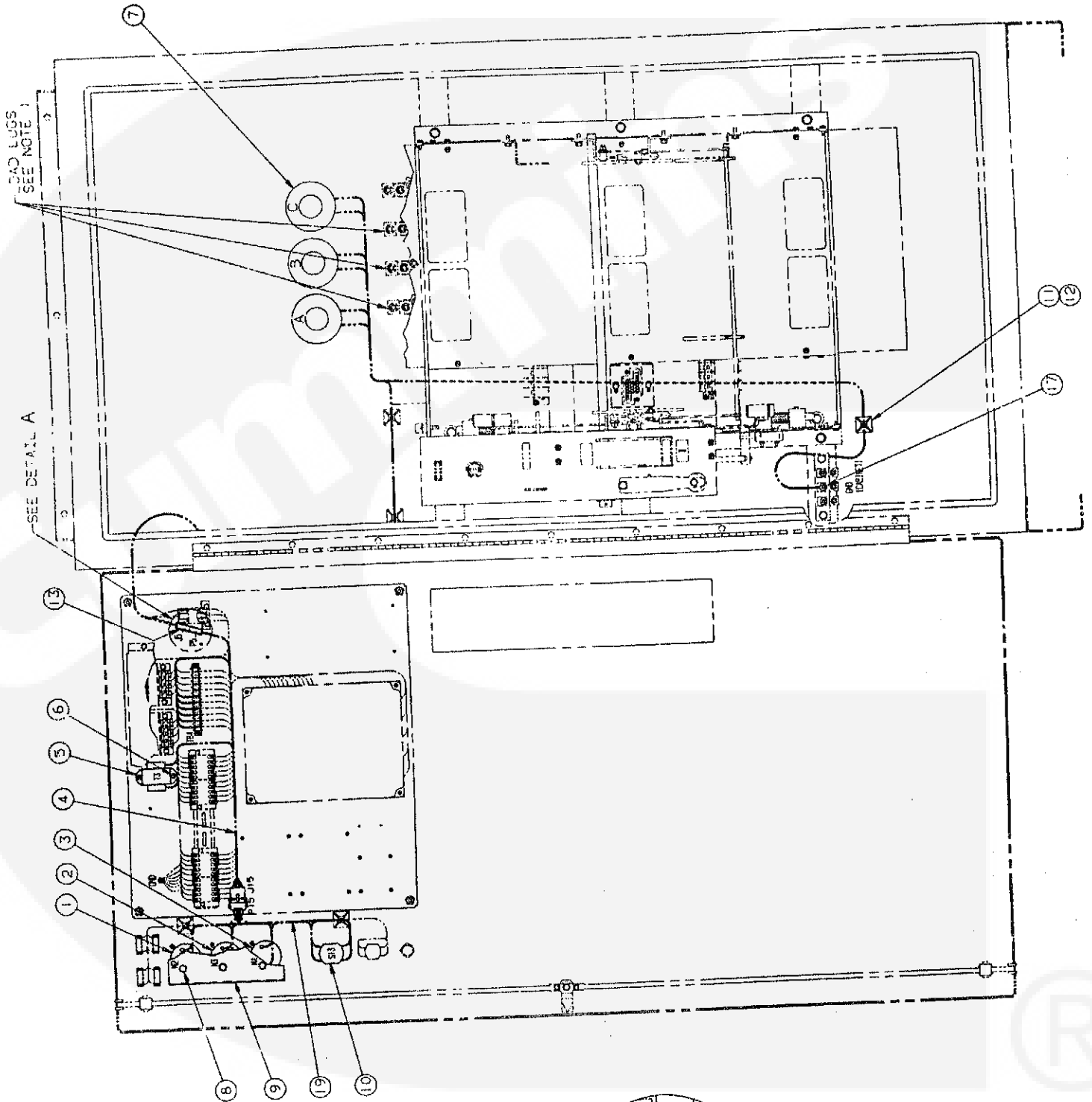
PARTNFT ASSY



Battery Charge Alarm Harness Assembly

REF NO.	PART NO.	QTY USED	PART DESCRIPTION	REF NO.	PART NO.	QTY USED	PART DESCRIPTION
1	338-2350	1	Harness, Wiring	6	332-2842-15	2	Tag, Terminal - 41-50
2	332-2837-09	1	Rail, Terminal	7	870-0221	2	Nut, Lock - External Tooth
3	332-2836-02	1	Block, Terminal - Sectional	8	332-0941	10	Tie, Cable
4	332-2839	2	End-Bracket, Terminal	9	98-5710	1	Label, Block - Terminal
5	332-2841	1	End-Plate, Terminal				

Meter Assembly



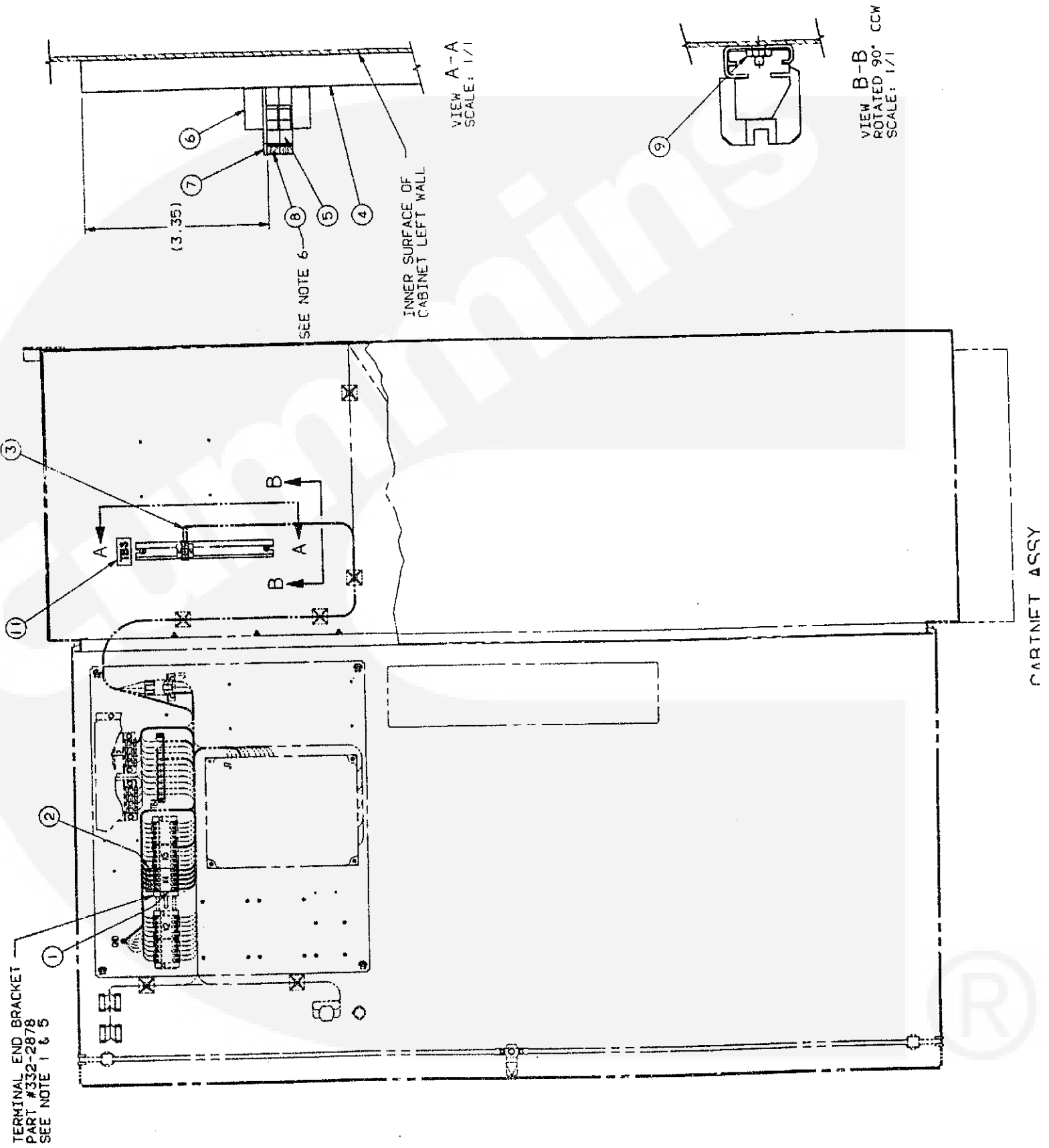
DETAIL A
SCALE: 1/1

Meter Assembly

REF NO.	PART NO.	QTY USED	PART DESCRIPTION	REF NO.	PART NO.	QTY USED	PART DESCRIPTION
1			Meter, Volt - AC	8	870-0439	6	Nut, Nylon
	302-1175	1	208, 220, 240 Volt	9	306-3464	1	Shield, Meter
	302-1711	1	380, 416, 480 Volt	10	308-0904	1	Switch, Rotary - Volt/Amp
	302-1710	1	600 Volt	11	332-2420	1	Mount, Tie - Cable
2			Meter, Ampere	12	332-0941	20	Tie, Cable
	302-1805-04	1	300 Amp	13	323-1333	1	Cap, Connector
	302-1724	1	400 Amp	14	332-0897	4	Terminal
3	302-1720	1	Meter, Frequency	15	323-1200	1	Socket, Contact
4			Harness, Meter Power	17	870-0232	1	Nut, Lock - External Tooth (1/4-20)
	338-2802	1	380, 416, 480, 600 Volt	19	338-2784	1	Harness - Meter
	338-2801	1	208, 220, 240 Volt				
5	315-0377	1	Transformer, Stepdown - 380, 416, 480, 600 Volt Units Only				
6	815-0403	2	Screw, Pan Head - Self-Tapping (#8-32 x .31") 380, 416, 480, 600 Volt Units Only				
7			Transformer, Current				
			300 Amp				
	302-1394	2	1 Phase				
	302-1394	3	3 Phase				
			400 Amp				
	302-1809	2	1 Phase				
	302-1809	3	3 Phase				



Load Shed Assembly



Load Shed Assembly

REF NO.	PART NO.	QTY USED	PART DESCRIPTION	REF NO.	PART NO.	QTY USED	PART DESCRIPTION
1	307-2648	1	Relay, Control	7	332-2841	1	End-Plate, Terminal
2	307-2600-02	1	Block, Auxiliary	8	332-2842-31	4	Tag, Terminal - Blank
3	338-2705	1	Harness, Wiring	9	870-0221	2	Nut, Lock - External Tooth (#8-32)
4	332-2837-09	1	Rail, Terminal	10	332-0941	10	Tie, Cable
5	332-2836-01	2	Block, Terminal - Sectional	11	98-5710	1	Label, Block - Terminal
6	332-2839	2	End-Bracket, Terminal				


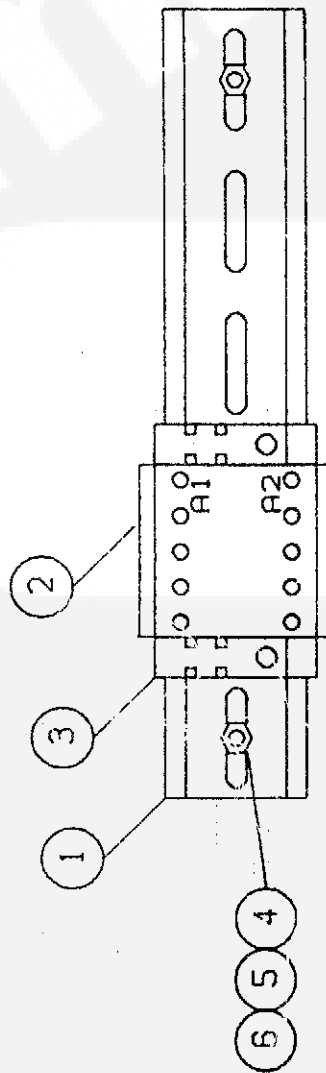
Automatic/Manual Selector Switch Assembly

REF NO.	PART NO.	QTY USED	PART DESCRIPTION	REF NO.	PART NO.	QTY USED	PART DESCRIPTION
1	308-0955	1	Switch, Selector - Key Oper	3	226-3569-04	1	Lead
	308-	1	Key, Switch - Selector	4	332-0941	10	Tie, Cable
2	226-3569-03	1	Lead				



Auxilliary Relay Assembly

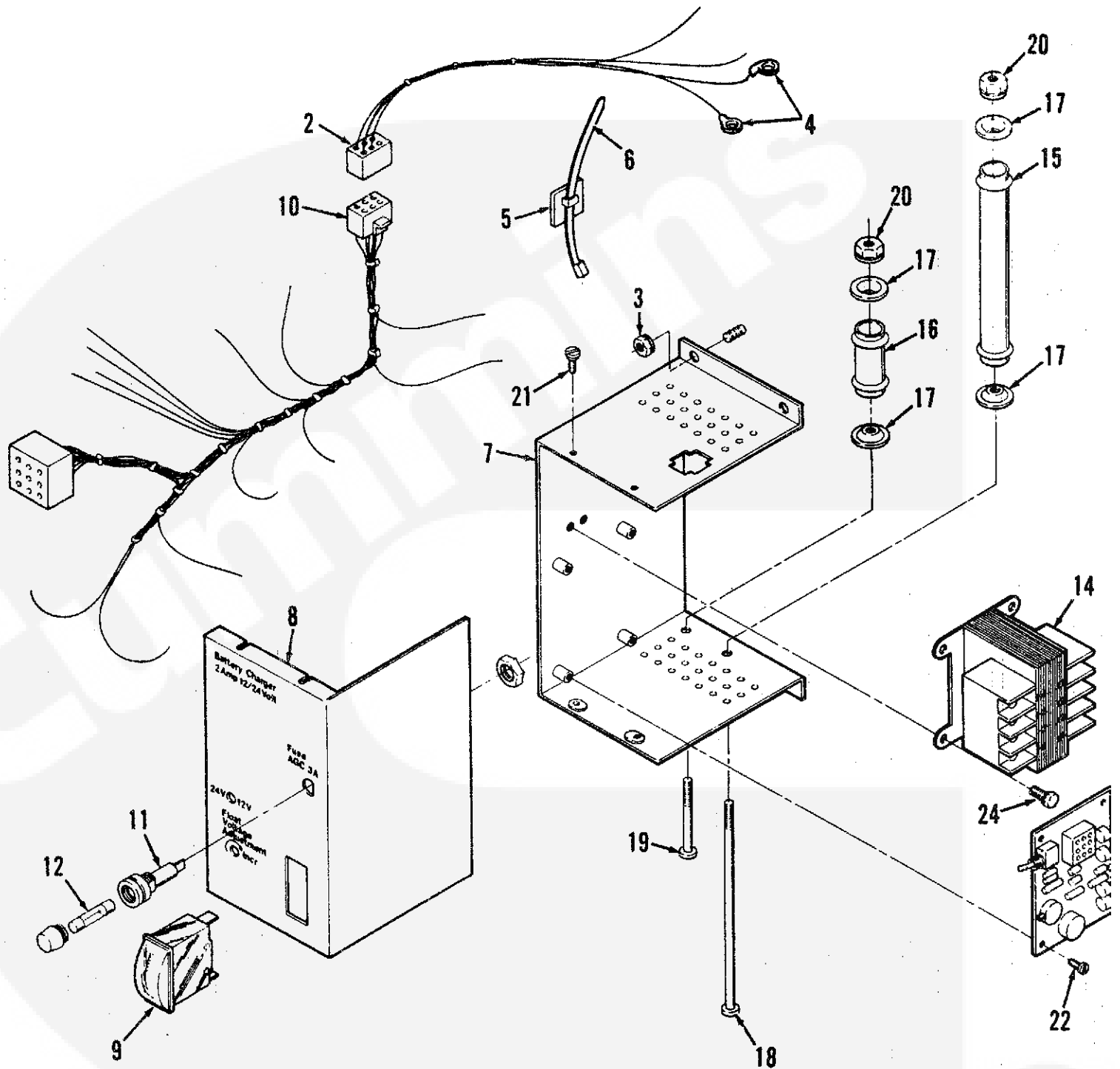
RELAY INSTALLATION
LEFT SIDE OF CABINET



Auxilliary Relay Assembly

REF NO.	PART NO.	QTY USED	PART DESCRIPTION	REF NO.	PART NO.	QTY USED	PART DESCRIPTION
1	332-2879-02	1	Rail, Terminal	4	860-0008	2	Nut, Hex (#8-32)
2			Relay, Control	5	853-0005	2	Washer, Lock - External Tooth (#8)
	307-2582	1	12 VDC	6	526-0003	2	Washer, Flat (#8)
	307-2583	1	24 VDC	8	332-2230	1	Terminal, Tap - Plier
	307-2578	1	24 VAC	9	332-0802	1	Terminal, Ring
3	332-2878	2	End-Bracket				

Battery Charger (2 Amp)

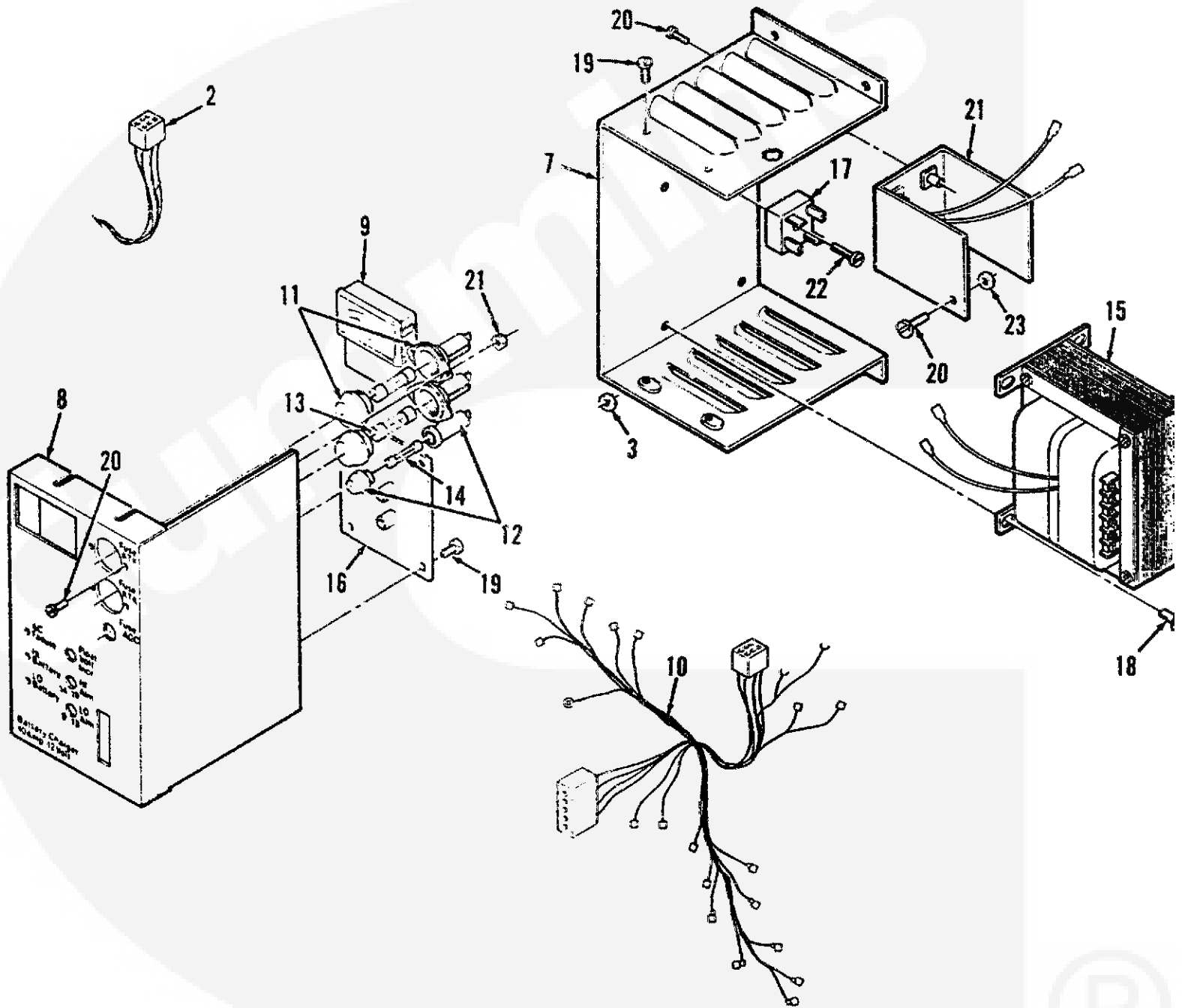


Battery Charger (2 Amp)

REF NO.	PART NO.	QTY USED	PART DESCRIPTION	REF NO.	PART NO.	QTY USED	PART DESCRIPTION
2	338-2161	1	Harness, Wiring - Battery Charger	15	304-0037	1	Resistor, Fixed
3	870-0131	4	Nut, Lock - W/ET Washer (#10 - 32)	16	304-0139	1	Resistor, Fixed
4	332-2777	2	Terminal, Spade	17	304-0015	4	Washer, Centering
5	332-2420	8	Mount, Tie - Cable	18	813-0116	1	Screw, Round Head (#10 - 32 6 1/2")
6	332-0942	20	Tie, Cable	19	813-0112	1	Screw, Round Head (#10 - 32 2 1/2")
7	301-9990	1	Wrapper, Charger - Battery	20	870-0131	2	Nut, Lock - W/ET Washer (#10 - 32)
8	301-9992	1	Cover, Charger - Battery (Includes Decal)	21	815-0550	4	Screw, Pan Head - W/ET Wash (#6 - 32 x 3/8")
	98-5708	1	Decal	22	815-0549	4	Screw, Pan Head - W/ET Wash (#6 - 32 x 1/4")
9	302-0807	1	Meter, Ampere - DC	24	821-0040	4	Screw, Lock (#10 - 32 x 5/16)
10	338-2149	1	Harness, Wiring - Battery Charger				
11	321-0175	1	Holder, Fuse				
12	321-0153	1	Fuse, 3 Amp				
13	300-2946	1	Board, Printed Circuit - Battery Charger				
14			Transformer (Primary Voltage) 60 Hertz				
	315-0621-01	1	120 Volt				
	315-0621-02	1	208 Volt				
	315-0621-02	1	240 Volt				
	315-0621-03	1	380 Volt				
	315-0621-02	1	480 Volt				
	315-0621-04	1	600 Volt				
			50 Hertz				
	315-0621-02	1	200 Volt				
	315-0621-02	1	208 Volt				
	315-0621-02	1	220 Volt				
	315-0621-03	1	380 Volt				
	315-0621-03	1	416 Volt				



Battery Charger (10 Amp) (12 Volt)

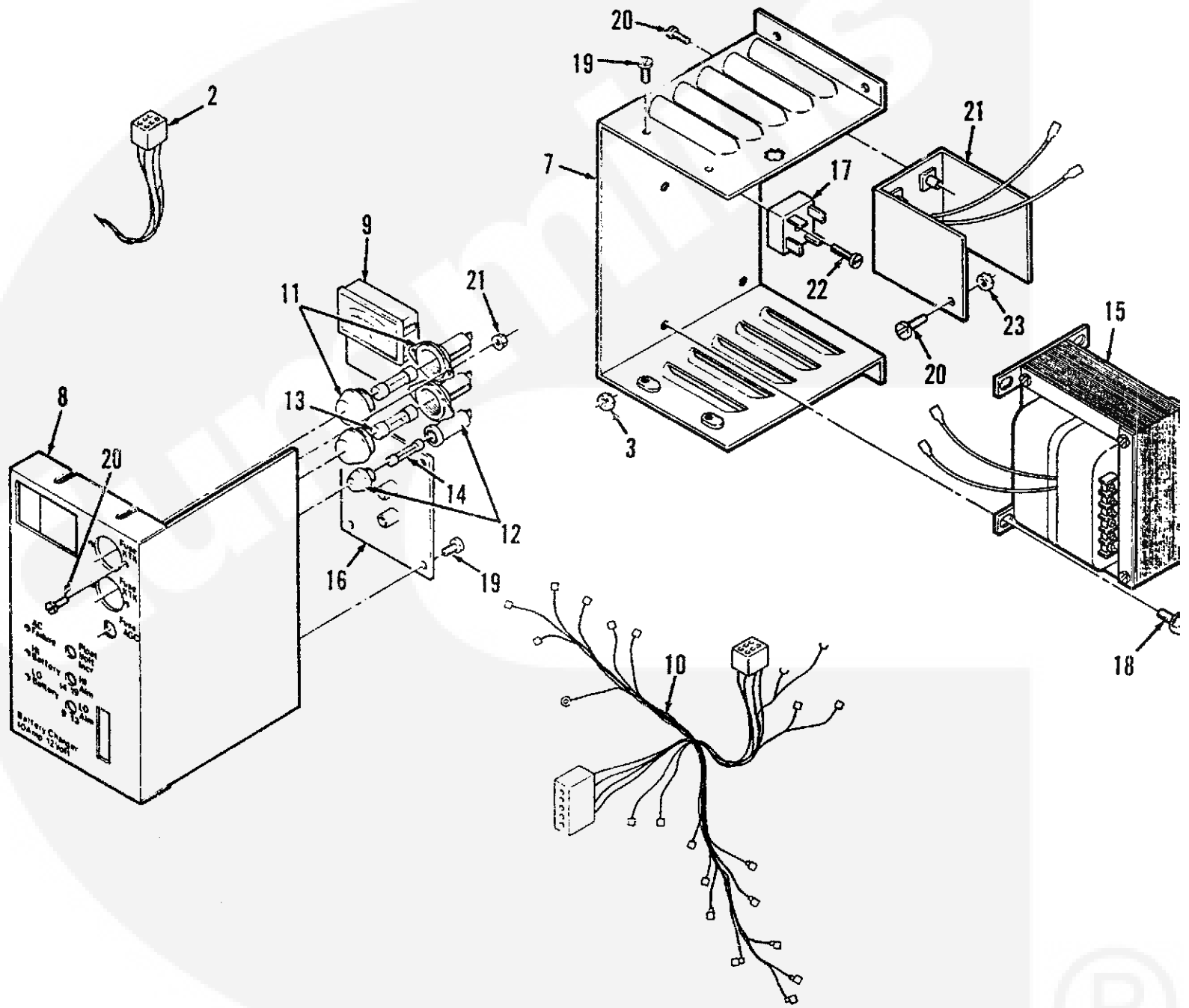


Battery Charger (10 Amp) (12 Volt)

REF NO.	PART NO.	QTY USED	PART DESCRIPTION	REF NO.	PART NO.	QTY USED	PART DESCRIPTION
1	98-4339	1	Label, Option	14	321-0146	1	Fuse, 15 Amp
2	338-2161	1	Harness, Wiring - Battery Charger	15			Transformer (Primary Voltage: 60 Hertz)
3	870-0131	4	Nut, Lock - W/ET Washer (#10 - 32)		315-0665	1	120 Volt
4	332-2777	2	Terminal, Spade		315-0665	1	208 Volt
5	332-2420	8	Mount, Tie - Cable		315-0665	1	240 Volt
6	332-0942	20	Tie, Cable		315-0671	1	380 Volt
7	319-0072	1	Wrapper, Charger - Battery		315-0673	1	480 Volt
8	319-0073	1	Cover, Charger - Battery		315-0675	1	600 Volt
			Decal				50 Hertz
			500 Volt		315-0667	1	200 Volt
	98-5807	1	4.5 Amp		315-0669	1	220 Volt
	98-5808	1	2.5 Amp		315-0677	1	240 Volt
	98-5809	1	2.0 Amp		315-0679	1	347 Volt
	98-5995	1	1.5 Amp		315-0667	1	380 Volt
	98-5996	1	1.0 Amp		315-0667	1	400 Volt
			600 Volt		315-0669	1	416 Volt
			1.0 Amp		315-0669	1	440 Volt
9	302-1844	1	Meter, Ampere - DC	16	300-3160	1	Board, Printed Circuit - Battery Charger
10	338-2223	1	Harness, Wiring - Battery Charger	17	305-0653	1	Rectifier, Bridge
11	321-0237	2	Holder, Fuse (AC Input)	18	821-0040	4	Screw, Lock (#10 - 32 x 5/8")
12	321-0104	1	Holder, Fuse (DC Output)	19	815-0550	8	Screw, Pan Head - W/ET Washer (#6 - 32 x 3/8")
13			Fuse	20	822-2048	5	Screw, Pan Head (#8 - 32 x 1/2")
			500 Volt				Rectifier, SCR
	321-0304-01	2	1.0 Amp	21	305-0781	1	Screw, Pan Head - W/ET Washer (#8 - 32 x 3/4")
	321-0304-02	2	1.5 Amp	22	822-2050	1	Nut, Lock - W/ET Washer (#8 - 32)
	321-0304-03	2	2.0 Amp				Instruction Sheet
	321-0304-04	2	2.5 Amp	23	870-0221	5	
	321-0304-05	2	4.5 Amp	24	C-0308	1	
			600 Volt				
	321-0236	2	1.0 Amp				



Battery Charger (10 Amp) (24 Volt)

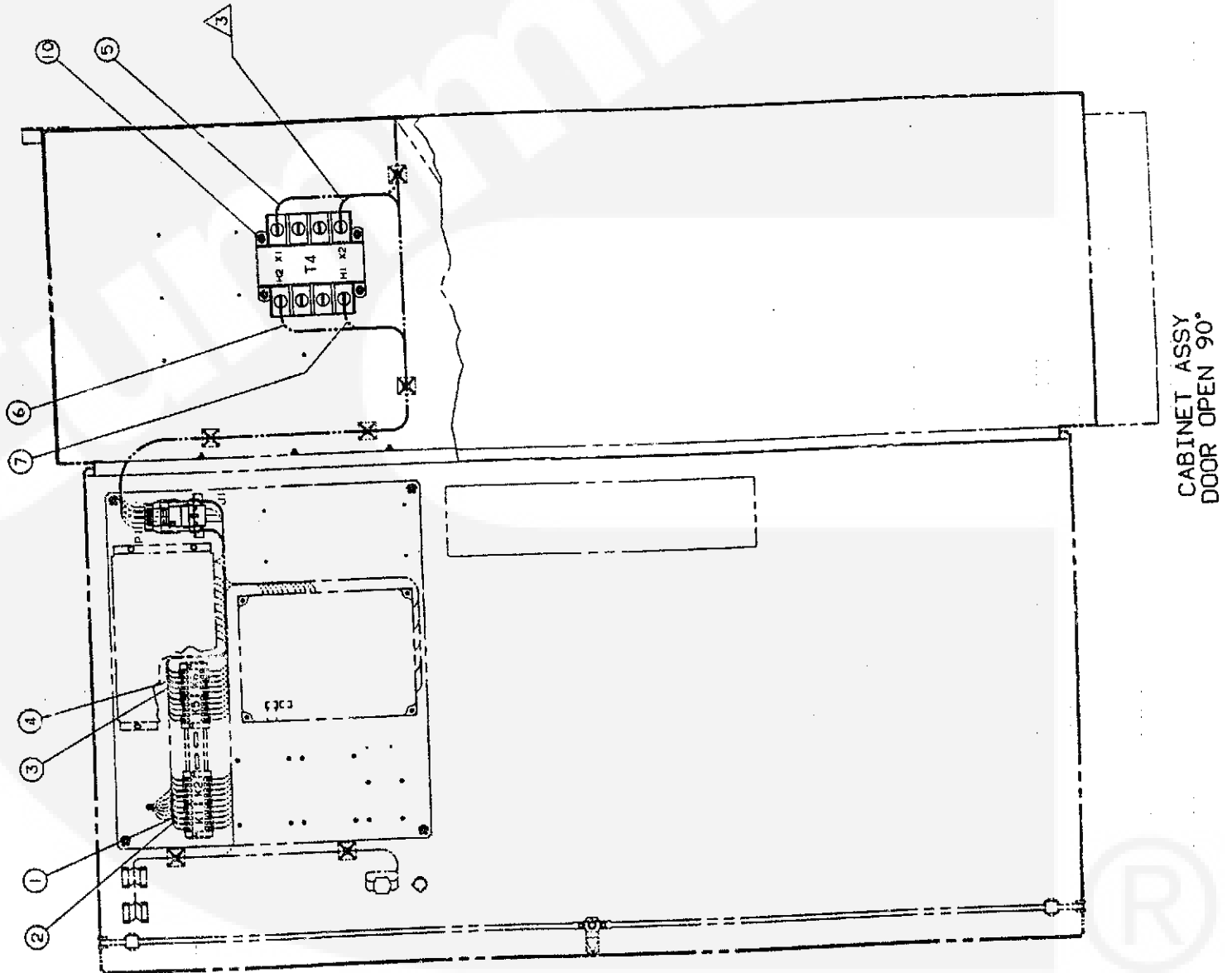


Battery Charger (10 Amp) (24 Volt)

REF NO.	PART NO.	QTY USED	PART DESCRIPTION	REF NO.	PART NO.	QTY USED	PART DESCRIPTION
1	98-4339	1	Label, Option	15			Transformer (Primary Voltage 60 Hertz
2	338-2161	1	Harness, Wiring - Battery Charger		315-0666	1	120 Volt
3	870-0131	4	Nut, Lock - W/ET Washer (#10 - 32)		315-0666	1	208 Volt
4	332-2777	2	Terminal, Spade		315-0666	1	240 Volt
5	332-2420	8	Mount, Tie - Cable		315-0672	1	380 Volt
6	332-0942	20	Tie, Cable		315-0674	1	480 Volt
7	319-0072	1	Wrapper, Charger - Battery		315-0676	1	600 Volt
8	319-0073	1	Cover, Charger - Battery				50 Hertz
			Decal		315-0668	1	200 Volt
	98-5914	1	5.0 Amp		315-0670	1	220 Volt
	98-5915	1	4.5 Amp		315-0678	1	240 Volt
	98-5916	1	2.5 Amp		315-0680	1	347 Volt
	98-5997	1	2.0 Amp		315-0668	1	380 Volt
	98-5998	1	1.5 Amp		315-0668	1	400 Volt
9	302-1844	1	Meter, Ampere - DC		315-0670	1	416 Volt
10	338-2223	1	Harness, Wiring - Battery Charger	16	300-3244	1	440 Volt
11	321-0237	2	Holder, Fuse (AC Input)	17	305-0653	1	Board, Printed Circuit - Battery Charger
12	321-0104	1	Holder, Fuse (DC Output)	18	821-0040	4	Rectifier, Bridge
13			Fuse	19	815-0550	8	Screw, Lock (#10 - 32 x 5/16)
	321-0304-02	2	1.5 Amp				Screw, Pan Head - W/ET Washer (#6 - 32 x 3/8")
	321-0304-03	2	2.0 Amp	20	822-2048	5	Screw, Pan Head (#8 - 32 x 1/2")
	321-0304-04	2	2.5 Amp				Rectifier, SCR
	321-0304-05	2	4.5 Amp	21	305-0781	1	Screw, Pan Head - W/ET Washer (#8 - 32 x 3/4")
	321-0304-06	2	5.0 Amp	22	822-2050	1	Nut, Lock - W/ET Washer (#8 - 32)
14	321-0146	1	Fuse, 15 Amp	23	870-0221	5	Instruction Sheet
				24	C-0308	1	



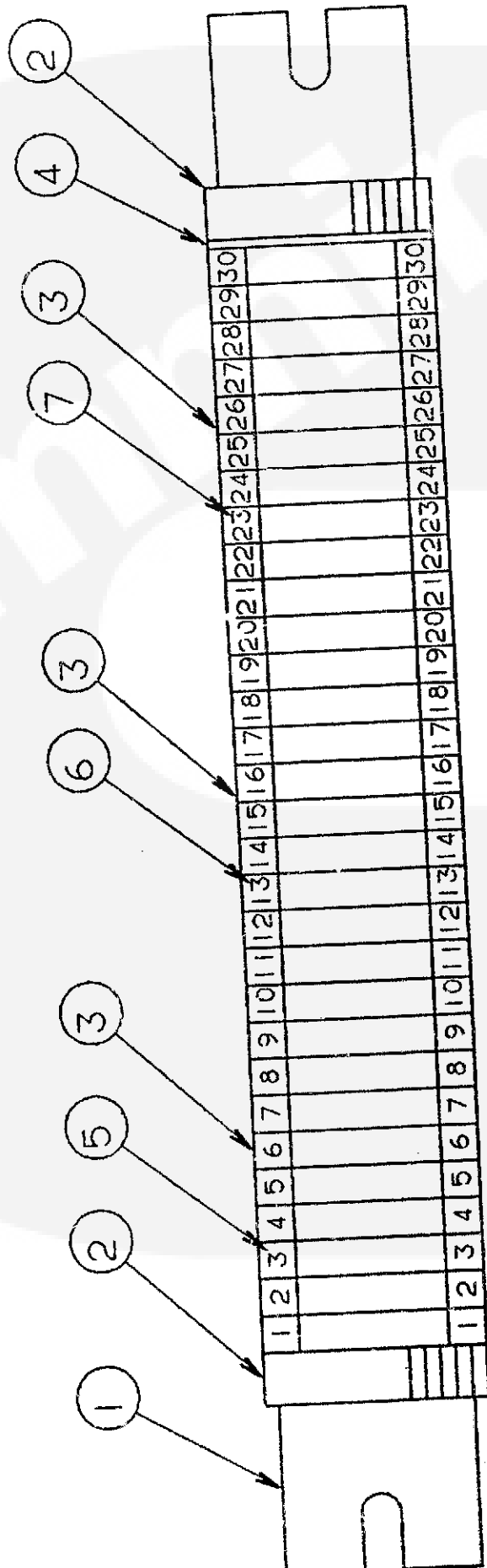
600 Volt Assembly



600 Volt Assembly

REF NO.	PART NO.	QTY USED	PART DESCRIPTION	REF NO.	PART NO.	QTY USED	PART DESCRIPTION
1		1	Lead	6		1	Lead
2		1	Lead	7		1	Lead
3		1	Lead	8	315-0651	1	Transformer, Power (T4)
4		1	Lead	9	332-2823	1	Terminal, Spade (#10)
5		1	Lead	10	870-0212	4	Nut, Lock - Self (1/4 - 20)

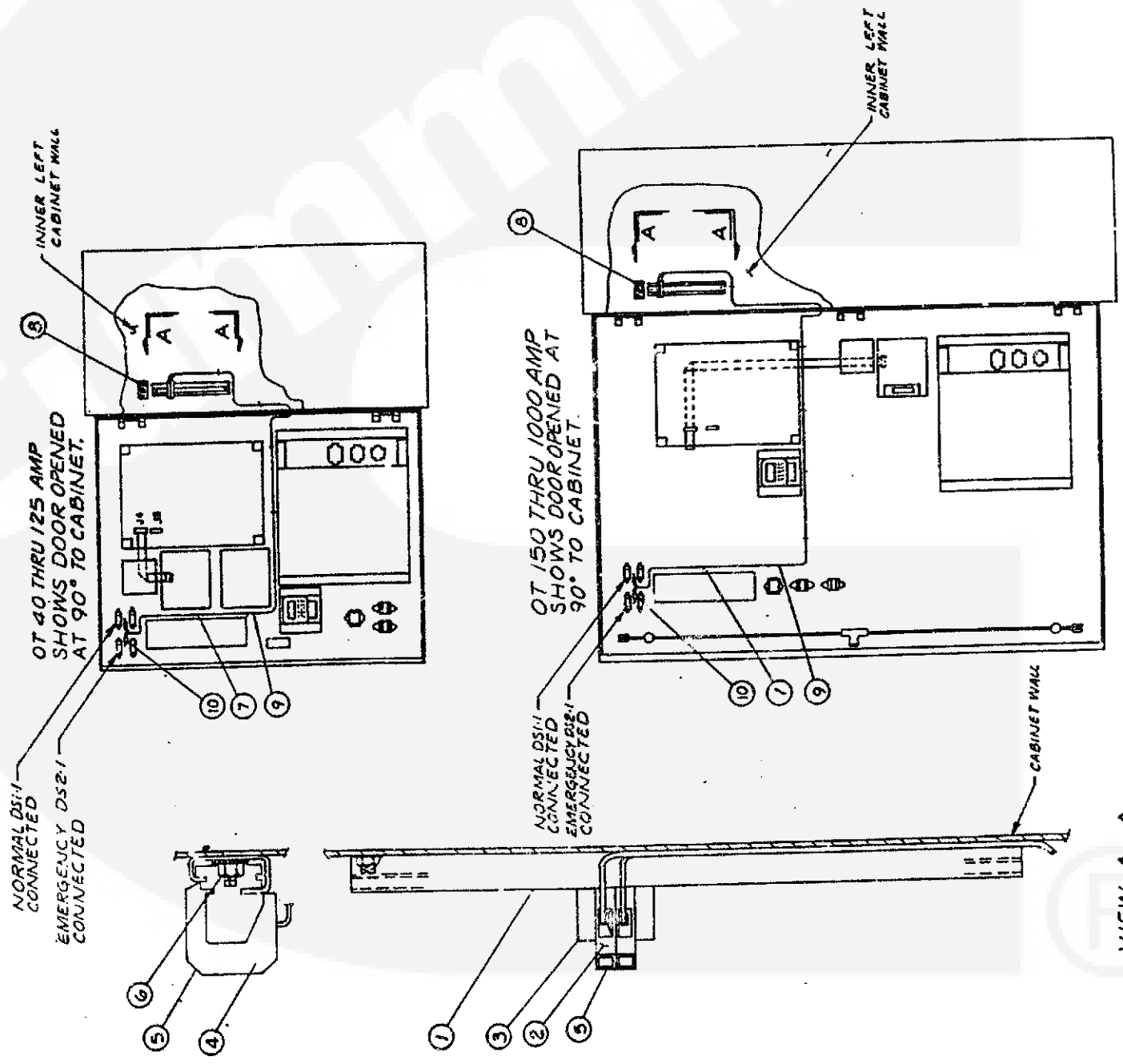
Terminal Block Assembly



Terminal Block Assembly

REF NO.	PART NO.	QTY USED	PART DESCRIPTION	REF NO.	PART NO.	QTY USED	PART DESCRIPTION
1	332-2837-09	1	Rail, Terminal	5	332-2842-11	1	Tag, Terminal (1-20)
2	332-2839	2	Bracket, End - Terminal	6	332-2842-12	1	Tag, Terminal (11-20)
3	332-2836-02	3	Block, Terminal - Sectional	7	332-2842-13	1	Tag, Terminal (21-30)
4	332-2841	1	Plate, End - Terminal				

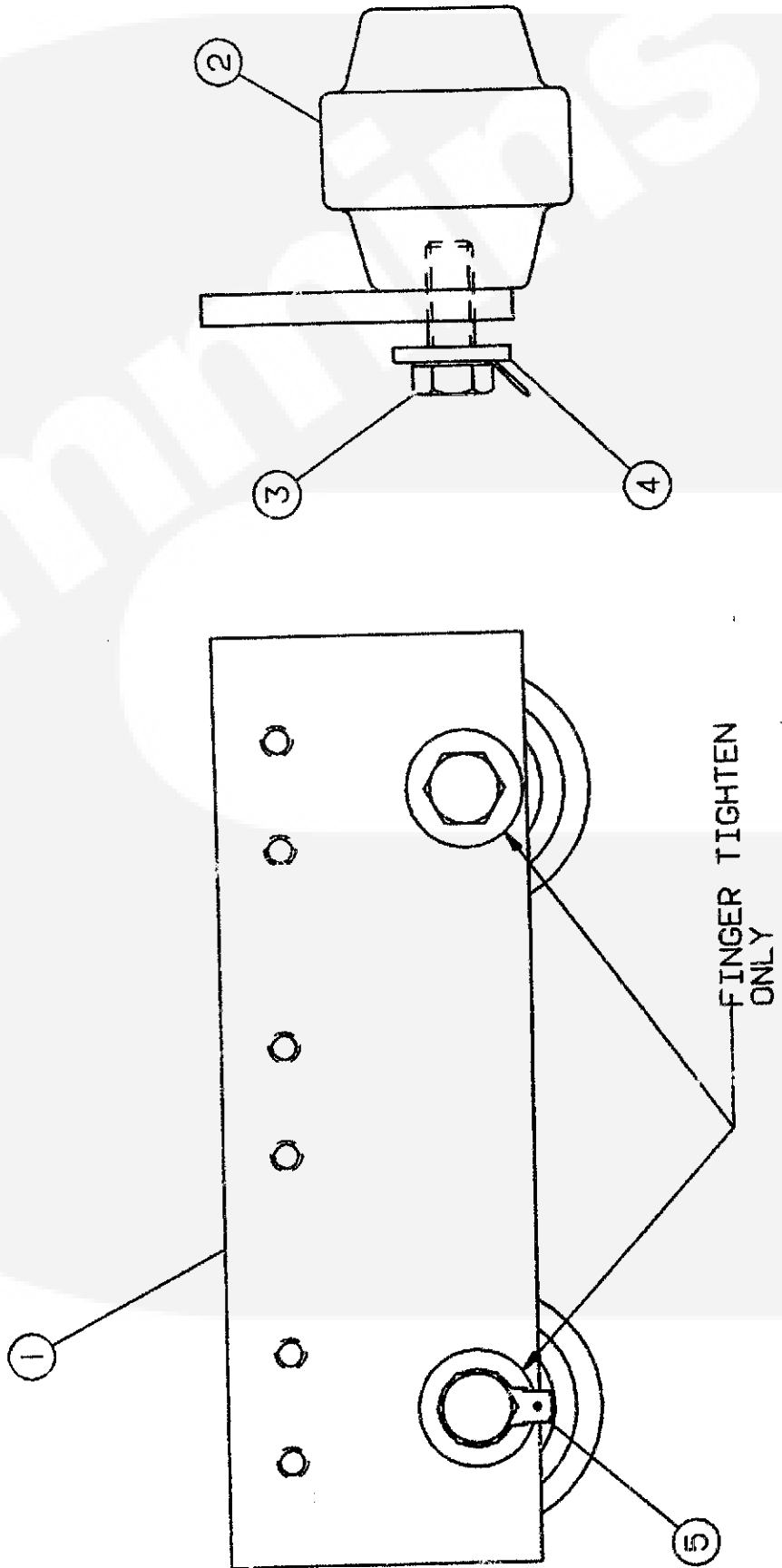
Remote Connection Signal Assembly



Remote Connection Signal Assembly


REF NO.	PART NO.	QTY USED	PART DESCRIPTION	REF NO.	PART NO.	QTY USED	PART DESCRIPTION
1	332-2837-09	1	Rail, Terminal	7	332-0942	10	Tie, Cable
2	332-2836-01	2	Block, Terminal	8	98-5710	1	Decal, Block - Terminal
3	332-2839	2	Bracket, End - Terminal	9	334-1841	1	Wire, TEW - 20 GA (20 Feet)
4	332-2841	1	Plate, End - Terminal	10	332-2230	2	Terminal, Tap - Plier
5	332-2842-16	2	Tag, Terminal				
6	870-0221	2	Nut, Lock - External Tooth (#8 - 32)				

Neutral Bus Bar Assembly 3 Pole



Neutral Bus Bar Assembly 3 Pole

REF NO.	PART NO.	QTY USED	PART DESCRIPTION	REF NO.	PART NO.	QTY USED	PART DESCRIPTION
1	337-2511	1	Bus, Neutral	4	851-0222	2	Washer, Spring - Conical(3/8")
2	332-2744-07	2	Standoff, Insulator	5	332-2564	1	Terminal, Ring
3	800-0049	2	Screw, Cap - Hex Head (3/8-16 x 7/8")				



Numerical Index

Part No.	Page	Part No.	Page	Part No.	Page	Part No.	Page
98-4817	51	300-3267	51	306-3032	21	306-3638	27
98-5387	27	300-3400-02	5	306-3097	15	306-3646	49
98-5387	51	301-9931	55	306-3097	17	306-3648	27
98-5589	27	302-1175	63	306-3104	15	306-3650	27
98-5661	51	302-1394	63	306-3104	17	306-3651	49
98-5689	57	302-1394	63	306-3104	21	306-3652	49
98-5691	55	302-1710	63	306-3105	15	306-3653	49
98-5700	57	302-1711	63	306-3105	17	306-3654	51
98-5710	55	302-1720	63	306-3106	15	306-3655	7
98-5710	61	302-1724	63	306-3106	17	306-3655	11
98-5710	65	302-1805-04	63	306-3391	19	306-3656	7
98-5710	81	302-1809	63	306-3405	21	306-3656	11
98-5766	51	302-1809	63	306-3410	15	306-3657	7
98-5777-01	51	301-9927	57	306-3411	15	306-3657	11
98-6058	51	305-0653	27	306-3412	17	306-3659	7
98-6107	27	306-0382	11	306-3413	17	306-3659	11
98-6118	51	306-0382	15	306-3414-01	7	306-3661	51
98-6349	49	306-0382	17	306-3414-01	33	306-3662	27
98-6350	49	306-0382	37	306-3414-01	41	306-3664	27
98-6351	49	306-0382	45	306-3414-02	7	306-3665	27
98-6352	27	306-0384	11	306-3414-02	33	306-3667	33
98-6367	51	306-0384	15	306-3414-02	41	306-3667	37
98-6368	51	306-0384	17	306-3414-03	11	306-3667	41
98-6369	51	306-0384	37	306-3414-03	37	306-3667	45
98-6376	27	306-0384	45	306-3414-03	45	306-3668	27
98-6377	27	306-0509	7	306-3414-04	11	306-3670	7
98-6379	51	306-0509	11	306-3414-04	37	306-3670	11
98-6380	51	306-0509	33	306-3414-04	45	306-3675	27
98-6383	27	306-0509	37	306-3417	7	306-3676	33
98-6384	51	306-0509	41	306-3417	11	306-3676	37
98-6399	5	306-0509	45	306-3417	33	306-3676	41
98-6481	51	306-0510	7	306-3417	37	306-3676	45
226-3568-03	59	306-0510	11	306-3417	41	306-3677	33
226-3568-06	59	306-0510	33	306-3417	45	306-3677	37
226-3568-07	59	306-0510	37	306-3420	19	306-3677	41
226-3568-08	59	306-0510	41	306-3423	11	306-3677	45
226-3569-03	67	306-0510	45	306-3423	37	306-3678	27
226-3569-04	67	306-1987	7	306-3423	45	306-3680	27
300-3090	51	306-1987	11	306-3430	51	306-3681	27
300-3092	51	306-1987	27	306-3464	63	306-3682	27
300-3093-01	51	306-3030	11	306-3467	51	306-3683	27
300-3093-02	51	306-3030	15	306-3525	51	306-3684	27
300-3094	51	306-3030	17	306-3526-06	51	306-3685	27
300-3096	55	306-3030	37	306-3629	25	306-3686	27
300-3115-01	57	306-3030	45	306-3630	25	306-3687	27
300-3115-02	57	306-3031	15	306-3634	7	306-3688	27
300-3118	51	306-3031	17	306-3634	11	306-3691	33
300-3121	51	306-3031	21	306-3634	41	306-3691	37
300-3260	51	306-3032	15	306-3634	45	306-3691	41
300-3261	51	306-3032	17	306-3636	27	306-3691	45

Numerical Index

Part No.	Page	Part No.	Page	Part No.	Page	Part No.	Page
306-3692	23	306-3770	33	307-2597	51	332-0941	67
306-3693	23	306-3770	37	307-2600-02	65	332-0942	81
306-3694	23	306-3770	41	307-2648	65	332-1348	51
306-3695	23	306-3770	45	307-2712	49	332-1445	5
306-3696	23	306-3775	27	308-0904	63	332-2230	69
306-3702	27	306-3778	27	308-0955	51	332-2230	81
306-3703	27	306-3783	7	308-0955	67	332-2305	33
306-3705	7	306-3783	11	308-0957	27	332-2305	37
306-3705	11	306-3784	7	308-0960	51	332-2305	41
306-3713	33	306-3784	11	309-0393	19	332-2305	45
306-3713	37	306-3786	5	309-0611	27	332-2366	15
306-3713	41	306-3787-01	51	309-0616	7	332-2366	17
306-3713	45	306-3787-02	51	309-0616	11	332-2366	21
306-3715	5	306-3788	27	312-0204	5	332-2420	27
306-3717	33	306-3833	49	312-0206	5	332-2420	33
306-3717	37	306-3841	27	312-0218	5	332-2420	51
306-3717	41	306-3842	27	312-0236	5	332-2420	63
306-3717	45	306-3862	27	315-0377	63	332-2462	33
306-3718	7	306-3863	27	315-0651	77	332-2462	37
306-3718	11	306-3864	27	315-0661	51	332-2462	41
306-3719	7	306-3865	5	315-0693-02	51	332-2462	45
306-3719	11	306-3894	7	315-0693-03	51	332-2564	83
306-3721	7	306-3894	11	315-0693-04	51	332-2605	27
306-3721	11	306-3901	15	319-1154	51	332-2704	33
306-3724	7	306-3901	17	319-1168	51	332-2704	37
306-3724	11	306-3903	27	319-1170-01	51	332-2744-07	83
306-3725	27	306-3918	27	319-1170-02	51	332-2823	77
306-3726	49	306-3920	49	320-0608	5	332-2832	27
306-3731	27	306-3921	49	320-0609	5	332-2836-01	65
306-3732	27	306-3923	27	320-0611	5	332-2836-01	81
306-3733	27	306-3924	27	322-0137	27	332-2836-02	55
306-3734	27	306-3926	49	322-0137	51	332-2836-02	61
306-3739	27	306-3927	7	322-0168	51	332-2836-02	79
306-3740	27	306-3927	11	322-0170	51	332-2837-09	55
306-3741	49	306-3929	49	322-0387-02	51	332-2837-09	61
306-3743	27	306-3930	49	323-1200	63	332-2837-09	65
306-3745	27	306-3931	27	323-1333	63	332-2837-09	79
306-3750	27	306-3933	27	323-1387	51	332-2837-09	81
306-3751	49	306-3934	49	323-1409	55	332-2839	55
306-3753	33	306-3936	27	332-0802	69	332-2839	61
306-3753	37	306-3963	5	332-0897	63	332-2839	65
306-3753	41	306-3964-03	5	332-0941	27	332-2839	79
306-3753	45	306-3964-04	5	332-0941	33	332-2839	81
306-3754	49	306-3964-06	5	332-0941	51	332-2841	55
306-3761	27	306-3964-07	5	332-0941	55	332-2841	61
306-3768	33	307-2577	59	332-0941	57	332-2841	65
306-3768	37	307-2578	69	332-0941	59	332-2841	79
306-3768	41	307-2582	69	332-0941	61	332-2841	81
306-3768	45	307-2583	57	332-0941	63	332-2842-11	79
306-3769	27	307-2583	69	332-0941	65	332-2842-12	55

Numerical Index

Part No.	Page	Part No.	Page	Part No.	Page	Part No.	Page
332-2842-12	79	338-2755	51	526-0018	37	800-0026	45
332-2842-13	55	338-2784	63	526-0018	41	800-0028	7
332-2842-13	79	338-2801	63	526-0018	45	800-0028	11
332-2842-15	61	338-2802	63	526-0029	27	800-0028	33
332-2842-16	81	406-0613	51	526-0048	51	800-0028	37
332-2842-31	65	406-0714	27	526-0062	15	800-0028	41
332-2878	51	508-0231	51	526-0062	17	800-0028	45
332-2878	69	508-0253	7	526-2091	7	800-0030	33
332-2879-02	69	508-0253	11	526-2081	11	800-0030	37
332-2915	51	508-0253	27	532-0374	51	800-0030	41
332-3059	27	508-0318	33	532-0400	51	800-0030	45
332-3087	51	508-0318	37	800-0002	7	800-0033	33
332-3091	27	508-1067-01	51	800-0002	11	800-0033	37
332-3092	27	516-0037	49	800-0002	33	800-0049	83
334-1841	81	516-0040	33	800-0002	37	800-0051	27
337-2456	7	516-0040	37	800-0002	41	802-0045	23
337-2456	11	516-0040	41	800-0002	45	810-0085	51
337-2488	33	516-0040	45	800-0003	7	812-0059	7
337-2488	37	516-0042	27	800-0003	11	812-0059	11
337-2489	7	516-0151	49	800-0003	33	812-0060	5
337-2489	11	516-0202	27	800-0003	37	812-0068	27
337-2490	33	516-0233	7	800-0003	41	812-0072	7
337-2490	37	516-0233	11	800-0003	45	812-0072	11
337-2490	41	516-0233	27	800-0005	27	812-0072	27
337-2490	45	516-0234	27	800-0005	33	812-0086	25
337-2491	7	516-0235	27	800-0005	37	812-0090	25
337-2491	11	516-0237	49	800-0005	41	812-0162	33
337-2492	33	516-0238	33	800-0005	45	812-0162	37
337-2492	37	516-0238	37	800-0006	33	812-0162	41
337-2492	41	516-0238	41	800-0006	37	812-0162	45
337-2492	45	516-0238	45	800-0006	41	813-0111	37
337-2493	33	517-0137	51	800-0006	45	813-0111	45
337-2493	37	518-0115	7	800-0007	7	813-0142	11
337-2493	41	518-0115	11	800-0007	11	813-0142	15
337-2493	45	518-0115	27	800-0008	5	813-0142	17
337-2494	33	518-0115	49	800-0008	33	813-0142	37
337-2494	37	518-0309	27	800-0008	37	813-0142	45
337-2501	41	524-0659	27	800-0008	41	815-0029	5
337-2501	45	526-0003	69	800-0008	45	815-0029	49
337-2511	83	526-0009	15	800-0009	7	815-0157	11
337-2525	41	526-0009	17	800-0009	11	815-0157	15
337-2525	45	526-0009	21	800-0010	7	815-0157	17
338-2350	61	526-0012	27	800-0010	11	815-0157	27
338-2647	7	526-0016	5	800-0010	41	815-0157	37
338-2647	11	526-0016	49	800-0010	45	815-0157	45
338-2648	51	526-0018	5	800-0011	41	815-0254	27
338-2649	27	526-0018	7	800-0011	45	815-0261	27
338-2689	55	526-0018	11	800-0026	33	815-0261	33
338-2691	57	526-0018	27	800-0026	37	815-0261	37
338-2705	65	526-0018	33	800-0026	41	815-0261	41

Numerical Index

Part No.	Page	Part No.	Page	Part No.	Page	Part No.	Page
815-0261	45	821-0028	51	862-0001	45		
815-0285	15	822-0084	33	870-0048	27		
815-0285	17	822-0084	37	870-0065	27		
815-0285	21	822-0089	33	870-0131	5		
815-0285	49	822-0089	37	870-0183	27		
815-0290	27	850-0030	7	870-0188	27		
815-0403	63	850-0030	11	870-0201	19		
815-0447	7	850-0030	33	870-0212	27		
815-0447	11	850-0030	37	870-0212	51		
815-0447	27	850-0030	41	870-0212	77		
815-0447	51	850-0030	45	870-0221	51		
815-0449	33	850-0039	33	870-0221	55		
815-0449	37	850-0039	37	870-0221	61		
815-0449	41	850-0040	5	870-0221	65		
815-0449	45	850-0040	7	870-0221	81		
815-0485	7	850-0040	11	870-0232	63		
815-0485	11	850-0040	23	870-0235	25		
815-0485	33	850-0040	27	870-0236	27		
815-0485	37	850-0040	33	870-0240	51		
815-0485	41	850-0040	37	870-0257	27		
815-0485	45	850-0040	41	870-0395	21		
815-0504	59	850-0040	45	870-0396	21		
815-0544	51	850-0050	27	870-0439	63		
815-0558	15	851-0027	7	870-0469	27		
815-0558	17	851-0027	11				
815-0558	21	851-0027	33				
815-0567	51	851-0027	37				
815-0651	27	851-0027	41				
815-0652	5	851-0027	45				
815-0652	7	851-0028	7				
815-0652	11	851-0028	11				
815-0652	27	851-0028	33				
815-0652	49	851-0028	37				
815-0652	51	851-0028	41				
815-0653	11	851-0028	45				
815-0656	7	851-0222	83				
815-0656	11	853-0003	7				
815-0667	7	853-0003	11				
815-0667	11	853-0005	69				
815-0680	55	855-0004	15				
815-0680	57	855-0004	17				
815-0686	19	855-0008	49				
815-0790-01	7	856-0002	51				
815-0790-01	11	860-0008	51				
815-0790-02	7	860-0008	69				
815-0790-02	11	862-0001	7				
815-0795	27	862-0001	11				
815-0801	15	862-0001	33				
815-0801	17	862-0001	37				
815-0804-01	27	862-0001	41				