


# Onan

## Parts Manual RJC

### GenSet



**Onan Service Parts**

974-0220  
3-90 (Spec A-AC)  
Replaces 6-81 (Spec A-AC)  
Printed in U.S.A.

The following catalog  
has gaps in its page  
numbers, or doesn't  
have any numbers.  
We have chosen to  
leave the page  
numbering in the  
order that Acrobat  
assigns it.

SPECIAL PARTS LIST FOR **MODEL** 12.5RJC-3CR **SPEC** 1AC  
 FOR STANDARD PARTS REFER TO **CATALOG** 974-0220 **KEY NO.** 1  
 (PARTS CATALOG ALSO CONTAINS COMPONENTS FOR MAJOR OPTIONAL FEATURES LISTED BELOW)

**WIRING DIAGRAM NO.** (ENG)612-5818-01 (AC)612-5485-01

PART NO.	QTY.	DESCRIPTION	PART NO.	QTY.	DESCRIPTION
301-2019	1	Panel, Control - Upper			
105-0218	1	Gear, Camshaft (Includes Spacer And Plate)(Consists Of Following Parts Marked With *)			
105-0465	1	*Gear, Camshaft			
150-1674	1	*Spacer, Governor Ball			
150-0773	1	*Plate, Governor Ball Bearing			
815-0506	3	*Screw, Governor Ball Spacer			
123-1283	1	Filter, Breather Tube			
104-1120	1	Crankshaft			
193-0271	1	Sender, Oil Pressure			
193-0272	1	Gauge, Oil Pressure			

SPECIAL PARTS LIST FOR **MODEL** 12.5RJC-18R **SPEC** 1AC  
FOR STANDARD PARTS REFER TO **CATALOG** 974-0220 **KEY NO.** 1  
(PARTS CATALOG ALSO CONTAINS COMPONENTS FOR MAJOR OPTIONAL FEATURES LISTED BELOW)

**WIRING DIAGRAM NO.** (ENG)612-5818-01 (AC)612-5485-02

PART NO.	QTY.	DESCRIPTION	PART NO.	QTY.	DESCRIPTION
301-2019	1	Panel, Control - Upper			



**WIRING DIAGRAM NO. (ENG) 612-5818-01 (AC) 612-5485-01**

PART NO.	QTY.	DESCRIPTION	PART NO.	QTY.	DESCRIPTION
520-0798	4	Stud, Generator Through			
520-0790	1	Stud, Rotor Through			
301-2019	1	Panel, Control - Upper			

FOR STANDARD PARTS REFER TO CATALOG 974-0220 KEY NO. 2  
(PARTS CATALOG ALSO CONTAINS COMPONENTS FOR MAJOR OPTIONAL FEATURES LISTED BELOW)

PART NO.	QTY.	DESCRIPTION	PART NO.	QTY.	DESCRIPTION
520-0798	4	Stud, Generator Through			
520-0790	1	Stud, Rotor Through			
301-2019	1	Panel, Control - Upper			

SPECIAL PARTS LIST FOR **MODEL** 15.0RJC-3CR **SPEC** 7AC  
FOR STANDARD PARTS REFER TO **CATALOG** 974-0220 **KEY NO.** 2  
(PARTS CATALOG ALSO CONTAINS COMPONENTS FOR MAJOR OPTIONAL FEATURES LISTED BELOW)

**WIRING DIAGRAM NO.** (ENG) 612-5818-01 (AC) 612-5485-01

PART NO.	QTY.	DESCRIPTION	PART NO.	QTY.	DESCRIPTION
Housed Unit					
520-0798	4	Stud, Generator Through			
520-0790	1	Stud, Rotor Through			
301-2019	1	Panel, Control - Upper			

SPECIAL PARTS LIST FOR **MODEL** 15.0RJC-18R **SPEC** 7AC  
 FOR STANDARD PARTS REFER TO **CATALOG** 974-0220 **KEY NO.** 2  
 (PARTS CATALOG ALSO CONTAINS COMPONENTS FOR MAJOR OPTIONAL FEATURES LISTED BELOW)

**WIRING DIAGRAM NO.** (ENG)612-5818-01 (AC)612-5485-04

PART NO.	QTY.	DESCRIPTION	PART NO.	QTY.	DESCRIPTION
Housed Unit					
520-0798	4	Stud, Generator Through			
520-0790	1	Stud, Rotor Through			
301-2019	1	Panel, Control - Upper			



SPECIAL PARTS LIST FOR **MODEL** 15.0RJC-18R **SPEC** 12AC  
 FOR STANDARD PARTS REFER TO **CATALOG** 974-0220 **KEY NO.** 2  
 (PARTS CATALOG ALSO CONTAINS COMPONENTS FOR MAJOR OPTIONAL FEATURES LISTED BELOW)  
**WIRING DIAGRAM NO.** (ENG)612-5818-01 (AC)612-5485-

PART NO.	QTY.	DESCRIPTION	PART NO.	QTY.	DESCRIPTION
Gas - Gasoline Carburetor					
520-0798	4	Stud, Generator Through			
520-0790	1	Stud, Rotor Through			
301-2019	1	Panel, Control - Upper			

SPECIAL PARTS LIST FOR **MODEL** 12.5RJC-3CR **SPEC** 13AC  
 FOR STANDARD PARTS REFER TO **CATALOG** 974-0220 **KEY NO.** 1  
 (PARTS CATALOG ALSO CONTAINS COMPONENTS FOR MAJOR OPTIONAL FEATURES LISTED BELOW)  
**WIRING DIAGRAM NO.** (ENG) 612-5818-01 (AC) 612-5485-01

PART NO.	QTY.	DESCRIPTION	PART NO.	QTY.	DESCRIPTION
Natural Gas Carburetor					
301-2019	1	Panel, Control - Upper			

SPECIAL PARTS LIST FOR **MODEL** 12.5RJC-18R **SPEC** 13AC  
 FOR STANDARD PARTS REFER TO **CATALOG** 974-0220 **KEY NO.** 2  
 (PARTS CATALOG ALSO CONTAINS COMPONENTS FOR MAJOR OPTIONAL FEATURES LISTED BELOW)  
**WIRING DIAGRAM NO.** (ENG) 612-5818-01 (AC) 612-5485-02

PART NO.	QTY.	DESCRIPTION	PART NO.	QTY.	DESCRIPTION
Natural Gas Carburetor					
301-2019	1	Panel, Control - Upper			



SPECIAL PARTS LIST FOR **MODEL** 15.0RJC-18R **SPEC** 3980AC  
 FOR STANDARD PARTS REFER TO **CATALOG** 974-0220 **KEY NO.** 2  
 (PARTS CATALOG ALSO CONTAINS COMPONENTS FOR MAJOR OPTIONAL FEATURES LISTED BELOW)  
**WIRING DIAGRAM NO.** (ENG)612-5818-01 (AC)612-5485-02

PART NO.	QTY.	DESCRIPTION	PART NO.	QTY.	DESCRIPTION
Natural Gas Carburetor					
High Compression Pistons					
520-0798	4	Stud, Generator Through			
520-0790	1	Stud, Rotor Through			
301-2019	1	Panel, Control - Upper			

SPECIAL PARTS LIST FOR **MODEL** 15.0RJC-18R **SPEC** 6380AB  
 FOR STANDARD PARTS REFER TO **CATALOG** 974-0220 **KEY NO.** 2  
 (PARTS CATALOG ALSO CONTAINS COMPONENTS FOR MAJOR OPTIONAL FEATURES LISTED BELOW)

**WIRING DIAGRAM NO.** (ENG) 612-5487-01 (AC) 612-5485-0

PART NO.	QTY.	DESCRIPTION	PART NO.	QTY.	DESCRIPTION
Natural Gas Carburetor High Compression Pistons Engine Coolant Heater Oil Base Heater					
105-0218	1	Gear, Camshaft (Includes Spacer And Plate)(Consists Of Following Parts Marked With *)			
105-0465	1	*Gear, Camshaft			
150-1674	1	*Spacer, Governor Ball			
150-0773	1	*Plate, Governor Ball Bearing			
815-0506	3	*Screw, Governor Ball Spacer			
520-0798	4	Stud, Generator Through			
520-0790	1	Stud, Rotor Through			
301-2019	1	Panel, Control - Upper			

SPECIAL PARTS LIST FOR **MODEL** 12.5RJC-3CR **SPEC** 7512AC  
 FOR STANDARD PARTS REFER TO **CATALOG** 974-0220 **KEY NO.** 1  
 (PARTS CATALOG ALSO CONTAINS COMPONENTS FOR MAJOR OPTIONAL FEATURES LISTED BELOW)

**WIRING DIAGRAM NO.** (ENG) 612-5818-01 (AC) 612-5485-01

PART NO.	QTY.	DESCRIPTION	PART NO.	QTY.	DESCRIPTION
		Natural Gas Carburetor			
301-2019	1	Panel, Control - Upper			

FOR STANDARD PARTS REFER TO CATALOG 974-0220 KEY NO. 2  
(PARTS CATALOG ALSO CONTAINS COMPONENTS FOR MAJOR OPTIONAL FEATURES LISTED BELOW)

**WIRING DIAGRAM NO.** (ENG)612-5818-01 (AC)612-5485-01

PART NO.	QTY.	DESCRIPTION	PART NO.	QTY.	DESCRIPTION
Natural Gas Carburetor					
520-0798	4	Stud, Generator Through			
520-0790	1	Stud, Rotor Through			
301-2019	1	Panel, Control - Upper			

SPECIAL PARTS LIST FOR MODEL 15.0RJC-4XR SPEC 8304AB  
 FOR STANDARD PARTS REFER TO CATALOG 974-0220 KEY NO. 2  
 (PARTS CATALOG ALSO CONTAINS COMPONENTS FOR MAJOR OPTIONAL FEATURES LISTED BELOW)

WIRING DIAGRAM NO. (ENG)612-5509-01 (AC)612-5501-02

PART NO.	QTY.	DESCRIPTION	PART NO.	QTY.	DESCRIPTION
Gas - Gasoline Carburetor					
Overspeed Cut Off					
Low Oil Pressure Cut Off					
High Water Temperature Cut Off					
Overcrank Cut Off					
105-0218	1	Gear, Camshaft (Includes Spacer And Plate)(Consists Of Following Parts Marked With *)			
105-0465	1	*Gear, Camshaft			
150-1674	1	*Spacer, Governor Ball			
150-0773	1	*Plate, Governor Ball Bearing			
815-0506	3	*Screw, Governor Ball Spacer			
502-0065	1	Elbow, Male-Inverted (45°) - Carburetor Inlet			
520-0798	4	Stud, Generator Through			
520-0790	1	Stud, Rotor Through			
301-2308	1	Panel, Control - Upper			
301-2125	1	Panel, Control - Lower			
307-0655	3	Relay, Low Oil Pressure, High Water Temperature, & Overspeed Shutdown			
322-0004	3	Lamp, Panel, Low Oil Pressure, High Water Temperature, & Overspeed			
322-0069	3	Holder, Lamp			
332-1005	1	Block, Terminal (20 Place)			
332-1006	1	Strip, Marker (20 Place)			
405-1157	1	Flange, Air Duct Adapter			

SPECIAL PARTS LIST FOR MODEL 12.5RJC-3R SPEC 9219AB  
 FOR STANDARD PARTS REFER TO CATALOG 974-0220 KEY NO. 1  
 (PARTS CATALOG ALSO CONTAINS COMPONENTS FOR MAJOR OPTIONAL FEATURES LISTED BELOW)

WIRING DIAGRAM NO. (ENG) 612-5487-01 (AC) 612-5486-06

PART NO.	QTY.	DESCRIPTION	PART NO.	QTY.	DESCRIPTION
Housed Unit					
Gas - Gasoline Carburetor					
Muffler Mounted On Housing					
105-0218	1	Gear, Camshaft (Includes Spacer And Plate) (Consists Of Following Parts Marked With *)			
105-0465	1	*Gear, Camshaft			
150-1674	1	*Spacer, Governor Ball			
150-0773	1	*Plate, Governor Ball Bearing			
815-0506	3	*Screw, Governor Ball Spacer			
301-2288	1	Panel, Control - Upper			
155-0360	1	Muffler, Critical Type			
155-0927	1	Tube, Exhaust			
140-0078	2	Bands, Muffler - Mounted On Housing			
405-1889	1	Shield, Rain			
505-0043	2	Elbow, 90° (1-1/2")			

SPECIAL PARTS LIST FOR MODEL 15.0RJC-5DR SPEC 13954AB  
 FOR STANDARD PARTS REFER TO CATALOG 974-0220 KEY NO. 2  
 (PARTS CATALOG ALSO CONTAINS COMPONENTS FOR MAJOR OPTIONAL FEATURES LISTED BELOW)

WIRING DIAGRAM NO. (ENG)612-5487-01 (AC)612-5502-07

PART NO.	QTY.	DESCRIPTION	PART NO.	QTY.	DESCRIPTION
Housed Unit					
LPG Vapor Carburetor					
Overspeed Cut Off					
520-0798	4	Stud, Generator Through			
520-0790	1	Stud, Rotor Through			
105-0218	1	Gear, Camshaft (Includes Spacer And Plate) (Consists Of Following Parts Marked With *)			
105-0465	1	*Gear, Camshaft			
150-1674	1	*Spacer, Governor Ball			
150-0773	1	*Plate, Governor Ball Bearing			
815-0506	3	*Screw, Governor Ball Spacer			
301-2204	1	Panel, Control - Upper			



Dated June 17, 1980

Revised \_\_\_\_\_

Page 1 of 1  
 Distribution or publication of this document  
 by any means, is strictly prohibited.

SPECIAL PARTS LIST FOR MODEL 15.0RJC-3R SPEC 14989AA  
 FOR STANDARD PARTS REFER TO CATALOG 974-0220 KEY NO. 2  
 (PARTS CATALOG ALSO CONTAINS COMPONENTS FOR MAJOR OPTIONAL FEATURES LISTED BELOW)

WIRING DIAGRAM NO. (ENG)612-4989-01 (AC)612-4815-07

PART NO.	QTY.	DESCRIPTION	PART NO.	QTY.	DESCRIPTION
Housed Model Combination Carburetor Muffler Mounted On Housing Engine Coolant Heater Oil Base Heater Day Tank Overspeed Cut Off Low Oil Pressure Cut Off - Dual Senders High Water Temperature Cut Off - Dual Senders Overcrank Cut Off					
332-0941	1	Tie, Cable - Solenoid Coil Assembly			
301-2288	1	Panel, Control - Upper			
307-0655	3	Relay, Lop, Hwt, Overspeed Shutdown			
301-2125	1	Panel, Control - Lower			
322-0004	4	Lamp, Plant, Low Oil Pressure, High Water Temperature, Overspeed			
322-0069	4	Holder, Lamp			
301-3241	1	Bracket, Relay Mounting			
301-2393	1	Bracket, Relay Mounting			
323-0321	3	Socket, 8 Contact - Octal Type			
307-0819	3	Relay, Low Engine Temperature, Lop, High Water Temperature Pre Alarm			
307-1157	1	Spring, Relay Holddown			
307-0848	1	Relay, Oil Pressure - Time Delay 15 Seconds			
307-1143	1	Relay, Generating			
323-0760	1	Socket, Relay			
332-0943	2	Spacer, Relay Socket (3/8" OD)			
307-0778	3	Spring, Holddown			
332-1005	1	Block, Terminal (20 Place)			
332-1006	1	Strip, Marker - For 20 Place Block			
332-0612	1	Strip, Marker			
155-0360	1	Muffler, Critical Type			
155-0927	1	Tube, Exhaust			
140-0078	2	Bands, Muffler - Mounted On Housing			
405-1889	1	Shield, Rain			
505-0043	2	Elbow, 90° (1-1/2")			
308-0005	1	Switch, Fuel - Mount On Day Tank			
308-0150	1	Plate, Fuel Switch			
306-0155	1	Bracket, Fuel Switch			



SPECIAL PARTS LIST FOR MODEL 12.5RJC-3R SPEC 15414AA  
 FOR STANDARD PARTS REFER TO CATALOG 974-0220 KEY NO. 1  
 (PARTS CATALOG ALSO CONTAINS COMPONENTS FOR MAJOR OPTIONAL FEATURES LISTED BELOW)

WIRING DIAGRAM NO. (ENG)612-4989-01 (AC)612-4815-01

PART NO.	QTY.	DESCRIPTION	PART NO.	QTY.	DESCRIPTION
Gas - Gasoline Carburetor					
Day Tank					
Overspeed Cut Off					
Low Oil Pressure Cut Off - Dual Senders					
High Water Temperature Cut Off - Dual Senders					
Overcrank Cut Off					
504-0007	1	Cock, Shut Off - Fuel Pump			
502-0020	1	Elbow, Street Pipe - Fuel Pump			
332-0941	1	Tie, Cable - Solenoid Coil Assembly			
502-0058	1	Tee, Restricted Front - Cylinder Head			
301-2288	1	Panel, Control - Upper			
307-0655	3	Relay, Emergency Latching			
320-0259	1	Relay, Cranking Limiter			
301-2125	1	Panel, Control - Lower			
322-0004	4	Lamp, Plant, Low Oil Pressure, High Water Temperature, Overspeed			
322-0069	4	Holder, Lamp			
301-3241	1	Bracket, Relay Mounting			
301-2393	1	Bracket, Relay Mounting			
323-0321	3	Socket, 8 Contact - Octal Type			
307-1157	1	Spring, Relay Holddown			
307-0819	3	Relay, Low Oil Pressure, High Water Temperature, Low Engine Temperature			
307-0848	1	Relay, Oil Pressure - Time Delay 15 Seconds			
307-1143	1	Relay, Generating			
323-0760	1	Socket, Relay			
332-0943	2	Spacer, Relay Socket (3/8" OD)			
307-0778	3	Spring, Holddown			
332-1005	1	Block, Terminal (20 Place)			
332-1006	1	Strip, Marker - For 20 Place Block			
332-0612	1	Strip, Marker			
308-0005	1	Switch, Fuel - Mount On Day Tank			
308-0150	1	Plate, Fuel Switch			
306-0155	1	Bracket, Fuel Switch			

SPECIAL PARTS LIST FOR **MODEL** 12.5RJC-4R **SPEC** 15414AA  
 FOR STANDARD PARTS REFER TO **CATALOG** 974-0220 **KEY NO.** 1  
 (PARTS CATALOG ALSO CONTAINS COMPONENTS FOR MAJOR OPTIONAL FEATURES LISTED BELOW)

**WIRING DIAGRAM NO.** (ENG) 612-4989-01 (AC) 612-4816-01

PART NO.	QTY.	DESCRIPTION	PART NO.	QTY.	DESCRIPTION
Gas - Gasoline Carburetor					
Day Tank					
Overspeed Cut Off					
Low Oil Pressure Cut Off - Dual Senders					
High Water Temperature Cut Off - Dual Senders					
Overcrank Cut Off					
504-0007	1	Cock, Shut Off - Fuel Pump			
502-0020	1	Elbow, Street Pipe - Fuel Pump			
332-0941	1	Tie, Cable - Solenoid Coil Assembly			
502-0058	1	Tee, Restricted - Front, Cylinder Head			
323-0321	3	Socket, 8 Contact - Octal Type			
301-2204	1	Panel, Control - Upper			
307-0655	3	Relay, Emergency Latching			
320-0259	1	Relay, Cranking Limiter			
301-2125	1	Panel, Control - Lower			
322-0004	4	Lamp, Plant, Low Oil Pressure High Water Temperature, Overspeed			
322-0069	4	Holder, Lamp			
322-0072	2	Holder, Lamp			
307-0848	1	Relay, Oil Pressure - Time Delay 15 Seconds			
307-1143	1	Relay, Generating			
323-0760	1	Socket			
323-0943	2	Spacer			
307-0819	2	Relay, Low Engine Temperature, Hwt Pre-Alarm			
307-0778	3	Spring, Holddown			
332-1005	1	Block, Terminal (20 Place)			
332-1006	1	Strip, Marker - (For 20 Place Block)			
332-0612	1	Strip, Marker (For 3 Place Block)			
301-3241	1	Bracket, Relay			
301-2393	1	Bracket, Relay Mounting			
307-1157	1	Spring, Holddown			
308-0005	1	Switch, Fuel - Mount On Day Tank			
308-0150	1	Plate, Fuel Switch			
306-0155	1	Bracket, Fuel Switch			



**Power Generation**

March 1, 1979

Revised May 23, 1980

Redistribution or publication of this document by any means, is strictly prohibited.

Page 1 of 1

SPECIAL PARTS LIST FOR **MODEL** 15.0RJJC-9XR **SPEC** 17130AB  
 FOR STANDARD PARTS REFER TO **CATALOG** 974-0220 **KEY NO.** 4  
 (PARTS CATALOG ALSO CONTAINS COMPONENTS FOR MAJOR OPTIONAL FEATURES LISTED BELOW)

**WIRING DIAGRAM NO.** (ENG)612-5509-01 (AC)612-5511-02

PART NO.	QTY.	DESCRIPTION	PART NO.	QTY.	DESCRIPTION
		City Water Cooled			
		Water Cooled Manifold			
		Heat Exchanger			
		Natural Gas Carburetor			
		High Compression Pistons			
		Overspeed Cut Off			
		Low Oil Pressure Cut Off			
		High Water Temperature Cut Off			
		Overcrank Cut Off			
505-0266	1	Plug, Pipe - Recessed Head - Exhaust Manifold (3/8")			
504-0006	1	Cock, Drain - Pipe - Exhaust Manifold (1/8")			
517-0059	1	Plug, Expansion - Brass (1-7/16" OD X .083) Exhaust Manifold			
520-0798	4	Stud, Generator Through			
520-0790	1	Stud, Rotor Through			
105-0218	1	Gear, Camshaft (Includes Spacer And Plate)(Consists Of Following Parts Marked With *)			
105-0465	1	*Gear, Camshaft			
150-1674	1	*Spacer, Governor Ball			
150-0773	1	*Plate, Governor Ball Bearing			
815-0506	3	*Screw, Governor Ball Spacer			
301-3736	1	Panel, Control - Upper			
301-2125	1	Panel, Control - Lower			
307-0655	3	Relay, Low Oil Pressure, High Water Temperature, & Overspeed Shutdown			
322-0004	3	Lamp, Panel, Low Oil Pressure High Water Temperature, & Overspeed			
322-0069	3	Holder, Lamp			
332-1005	1	Block, Terminal (20 Place)			
332-1006	1	Strip, Marker (20 Place)			

SPECIAL PARTS LIST FOR **MODEL** 15.0RJC-18R **SPEC** 21037AB  
 FOR STANDARD PARTS REFER TO **CATALOG** 974-0220 **KEY NO.** 2  
 (PARTS CATALOG ALSO CONTAINS COMPONENTS FOR MAJOR OPTIONAL FEATURES LISTED BELOW)

**WIRING DIAGRAM NO.** (ENG) 612-5497-01 (AC) 612-5485-04

PART NO.	QTY.	DESCRIPTION	PART NO.	QTY.	DESCRIPTION
Housed Unit			333-0151	1	**Heater (300 Watt, 240 V)
Engine Coolant Heater			309-0128	1	**Thermostat
Oil Base Heater			301-1886	1	**Cover, Thermostat
Generator Heater Installation			335-0110	1	**Cable Assembly
Overspeed Cut Off					
Low Oil Pressure Cut Off - Dual Senders					
High Water Temperature Cut Off - Dual Senders					
Overcrank Cut Off					
520-0798	4	Stud, Generator Through			
520-0790	1	Stud, Rotor Through			
301-2019	1	Panel, Control - Upper			
301-2125	1	Panel, Control - Lower			
307-0655	3	Relay, Low Oil Pressure, High Water Temperature, & Overspeed Shutdown			
322-0004	3	Lamp, Panel, Low Oil Pressure, High Water Temperature, & Overspeed			
322-0069	3	Holder, Lamp			
307-0819	3	Relay, Low Oil Pressure, High Water Temperature, & Low Engine Temperature			
307-0848	1	Relay, Oil Pressure - Time Delay 15 Second			
323-0321	3	Socket, 8 Contact - Octal Type			
307-1157	1	Spring, Relay Holddown			
307-1143	1	Relay, Generating			
323-0760	1	Socket, Relay			
332-0943	2	Spacer, Relay Socket			
307-0778	3	Spring, Holddown			
332-1005	1	Block, Terminal (20 Place)			
332-1006	1	Strip, Marker (20 Place)			
301-3241	1	Bracket, Relay Mounting			
301-2393	1	Bracket, Relay Mounting			
332-0612	1	Strip, Marker (3 Place)			
332-0611	2	Block, Terminal (3 Place)			
105-0218	1	Gear, Camshaft (Includes Spacer And Plate) (Consists Of Following Parts Marked With *)			
105-0465	1	*Gear, Camshaft			
150-1674	1	*Spacer, Governor Ball			
150-0773	1	*Plate, Governor Ball Bearing			
815-0506	3	*Screw, Governor Ball Spacer			
625-0477-01	1	Control Box Space Heater (Consists of Following Parts Marked With **)			

SPECIAL PARTS LIST FOR MODEL 15.0RJC-4XR SPEC 22543AB  
 FOR STANDARD PARTS REFER TO CATALOG 974-0220 KEY NO. 4  
 (PARTS CATALOG ALSO CONTAINS COMPONENTS FOR MAJOR OPTIONAL FEATURES LISTED BELOW)

WIRING DIAGRAM NO. (ENG)612-5509-01 (AC)612-5501-02

PART NO.	QTY.	DESCRIPTION	PART NO.	QTY.	DESCRIPTION
City Water Cooled					
Water Cooled Manifold					
Heat Exchanger					
Natural Gas Carburetor					
Engine Coolant Heater					
Oil Base Heater					
High Compression Pistons					
Overspeed Cut Off					
Low Oil Pressure Cut Off					
High Water Temperature Cut Off					
Overcrank Cut Off					
520-0798	4	Stud, Generator Through			
520-0790	1	Stud, Rotor Through			
301-0308	1	Panel, Control - Upper			
105-0218	1	Gear, Camshaft (Includes Spacer And Plate)(Consists Of Following Parts Marked With *)			
105-0465	1	*Gear, Camshaft			
150-1674	1	*Spacer, Governor Ball			
150-0773	1	*Plate, Governor Ball Bearing			
815-0506	3	*Screw, Governor Ball Spacer			
301-2125	1	Panel, Control - Lower			
307-0655	3	Relay, Low Oil Pressure, High Water Temperature, & Overspeed Shutdown			
322-0004	3	Lamp, Panel, Low Oil Pressure High Water Temperature, & Overspeed			
322-0069	3	Holder, Lamp			
332-1005	1	Block, Terminal (20 Place)			
332-1006	1	Strip, Marker (20 Place)			

SPECIAL PARTS LIST FOR MODEL 12.5RJG-53R SPEC 22557AB  
 FOR STANDARD PARTS REFER TO CATALOG 974-0220 KEY NO. 2  
 (PARTS CATALOG ALSO CONTAINS COMPONENTS FOR MAJOR OPTIONAL FEATURES LISTED BELOW)

WIRING DIAGRAM NO. (ENG)612-5821-01 (AC)612-5486-19

PART NO.	QTY.	DESCRIPTION	PART NO.	QTY.	DESCRIPTION
Housed Unit					
High Compression Pistons					
Natural Gas Carburetor					
Generator Heater					
Overspeed Cut Off					
Low Oil Pressure Cut Off					
High Water Temperature Cut Off					
Overcrank Cut Off					
520-0798	4	Stud, Generator Through			
520-0790	1	Stud, Rotor Through			
220-2026	1	Stator, Wound			
301-2288	1	Panel, Control - Upper			
301-2574	1	Panel, Control - Lower			
307-0655	3	Relay, Low Oil Pressure, High Water Temperature, & Overspeed Shutdown			
322-0004	3	Lamp, Panel, Low Oil Pressure, High Water Temperature, & Overspeed			
322-0069	3	Holder, Lamp			
307-0819	1	Relay, Low Engine Temperature			
323-0321	3	Socket, 8 Contact - Octal Type			
307-1157	1	Spring, Relay Holddown			
307-1143	1	Relay, Generating			
323-0760	1	Socket, Relay			
332-0943	2	Spacer, Relay Socket			
307-0778	3	Spring, Holddown			
332-1005	1	Block, Terminal (20 Place)			
332-1006	1	Strip, Marker (20 Place)			
301-3241	1	Bracket, Relay Mounting			
301-2393	1	Bracket, Relay Mounting			
332-0612	2	Strip, Marker (3 Place)			
332-0611	3	Block, Terminal (3 Place)			
307-1186	1	Relay, Time Delay - Total Crank 1 to 300 Seconds On Pick-up			
307-0636	1	Relay, Cycle Cranker Time Delay 10 Seconds			
307-0734	1	Relay, Cycle Cranker Time Delay 5 Seconds			
105-0218	1	Gear, Camshaft (Includes Spacer And Plate)(Consists Of Following Parts Marked With *)			
105-0465	1	*Gear, Camshaft			
150-1674	1	*Spacer, Governor Ball			
150-0773	1	*Plate, Governor Ball Bearing			
815-0506	3	*Screw, Governor Ball Spacer			

SPECIAL PARTS LIST FOR **MODEL** 12.5RJC-4R **SPEC** 22619AB  
 FOR STANDARD PARTS REFER TO **CATALOG** 974-0220 **KEY NO.** 1  
 (PARTS CATALOG ALSO CONTAINS COMPONENTS FOR MAJOR OPTIONAL FEATURES LISTED BELOW)

**WIRING DIAGRAM NO.** (ENG)612-5497-01 (AC)612-5500-06

PART NO.	QTY.	DESCRIPTION	PART NO.	QTY.	DESCRIPTION
Housed Unit					
Natural Gas Carburetor					
Overspeed Cut Off					
Low Oil Pressure Cut Off - Dual Senders					
High Water Temperature Cut Off - Dual Senders					
Overcrank Cut Off					
301-2204	1	Panel, Control - Upper			
301-2125	1	Panel, Control - Lower			
307-0655	3	Relay, Low Oil Pressure, High Water Temperature, & Overspeed Shutdown			
322-0004	3	Lamp, Panel, Low Oil Pressure High Water Temperature, & Overspeed			
322-0069	3	Holder, Lamp			
307-0819	3	Relay, Low Oil Pressure, High Water Temperature, & Low Engine Temperature			
307-0848	1	Relay, Oil Pressure - Time Delay 15 Second			
323-0321	3	Socket, 8 Contact - Octal Type			
307-1157	1	Spring, Relay Holddown			
307-1143	1	Relay, Generating			
323-0760	1	Socket, Relay			
332-0943	2	Spacer, Relay Socket			
307-0778	3	Spring, Relay Holddown			
332-1005	1	Block, Terminal (20 Place)			
332-1006	1	Strip, Marker (20 Place)			
301-3241	1	Bracket, Relay Mounting			
301-2393	1	Bracket, Relay Mounting			
332-0612	1	Strip, Marker (3 Place)			
332-0611	2	Block, Terminal (3 Place)			
105-0218	1	Gear, Camshaft (Includes Spacer And Plate)(Consists Of Following Parts Marked With *)			
105-0465	1	*Gear, Camshaft			
150-1674	1	*Spacer, Governor Ball			
150-0773	1	*Plate, Governor Ball Bearing			
815-0506	3	*Screw, Governor Ball Spacer			



SPECIAL PARTS LIST FOR **MODEL** 15.0RJC-18R **SPEC** 22668AB  
 FOR STANDARD PARTS REFER TO **CATALOG** 974-0220 **KEY NO.** 2  
 (PARTS CATALOG ALSO CONTAINS COMPONENTS FOR MAJOR OPTIONAL FEATURES LISTED BELOW)

**WIRING DIAGRAM NO.** (ENG)612-5487-01 (AC)612-5485-04

PART NO.	QTY.	DESCRIPTION	PART NO.	QTY.	DESCRIPTION
		Housed Unit			
		Voltage Regulator Filter			
		Engine Coolant Heater			
		Oil Base Heater			
520-0799	4	Stud, Generator Through			
520-0791	1	Stud, Rotor Through			
201-2159	1	Rotor Assembly, Wound			
220-2044	1	Stator, Wound - 60 Hertz			
301-2019	1	Panel, Control - Upper			



The following catalog  
has gaps in its page  
numbers, or doesn't  
have any numbers.  
We have chosen to  
leave the page  
numbering in the  
order that Acrobat  
assigns it.

SPECIAL PARTS LIST FOR MODEL 15.0RJC-3R SPEC 14AB  
 FOR STANDARD PARTS REFER TO CATALOG 974-0220 KEY NO. 2  
 (PARTS CATALOG ALSO CONTAINS COMPONENTS FOR MAJOR OPTIONAL FEATURES LISTED BELOW)

WIRING DIAGRAM NO. (ENG) 612-5487-01 (AC) 612-5486-02

PART NO.	QTY.	DESCRIPTION	PART NO.	QTY.	DESCRIPTION
520-0798	4	Stud, Generator Through			
520-0790	1	Stud, Rotor Through			
105-0218	1	Gear, Camshaft (Includes Spacer And Plate) (Consists Of Following Parts Marked With *)			
105-0465	1	*Gear, Camshaft			
150-1674	1	*Spacer, Governor Ball			
150-0773	1	*Plate, Governor Ball Bearing			
815-0506	3	*Screw, Governor Ball Spacer			
301-2288	1	Panel, Control - Upper			

SPECIAL PARTS LIST FOR **MODEL** 12.5RJC-18R **SPEC** 1041AB  
 FOR STANDARD PARTS REFER TO **CATALOG** 974-0220 **KEY NO.** 1  
 (PARTS CATALOG ALSO CONTAINS COMPONENTS FOR MAJOR OPTIONAL FEATURES LISTED BELOW)  
**WIRING DIAGRAM NO.** (ENG) 612-5487-01 (AC) 612-5485-04

PART NO.	QTY.	DESCRIPTION	PART NO.	QTY.	DESCRIPTION
Housed Unit Mounted Fuel Tank					
105-0218	1	Gear, Camshaft (Includes Spacer And Plate)(Consists Of Following Parts Marked With *)			
105-0465	1	*Gear, Cmasshaft			
150-1674	1	*Spacer, Governor Ball			
150-0773	1	*Plate, Governor Ball Bearing			
815-0506	3	*Screw, Governor Ball Spacer			
301-2019	1	Panel, Control - Upper			
501-0005	1	Line, Fuel-Flex (18-1/2" Lg)			

SPECIAL PARTS LIST FOR **MODEL** 15.0RJC-3R **SPEC** 1675AB  
 FOR STANDARD PARTS REFER TO **CATALOG** 974-0220 **KEY NO.** 2  
 (PARTS CATALOG ALSO CONTAINS COMPONENTS FOR MAJOR OPTIONAL FEATURES LISTED BELOW)

**WIRING DIAGRAM NO.** (ENG) 612-5487-01 (AC) 612-5486-02

PART NO.	QTY.	DESCRIPTION	PART NO.	QTY.	DESCRIPTION
520-0798	4	Stud, Generator Through			
520-0790	1	Stud, Rotor Through			
301-2288	1	Panel, Control - Upper			
105-0218	1	Gear, Camshaft (Includes Spacer And Plate) (Consists Of Following Parts Marked With *)			
105-0465	1	*Gear, Camshaft			
150-1674	1	*Spacer, Governor Ball			
150-0773	1	*Plate, Governor Ball Bearing			
815-0506	3	*Screw, Governor Ball Spacer			
405-1157	1	Flange, Air Duct Adapter			

SPECIAL PARTS LIST FOR **MODEL** 12.5RJC-4R **SPEC** 4690AB  
 FOR STANDARD PARTS REFER TO **CATALOG** 974-0220 **KEY NO.** 1  
 (PARTS CATALOG ALSO CONTAINS COMPONENTS FOR MAJOR OPTIONAL FEATURES LISTED BELOW)  
**WIRING DIAGRAM NO.** (ENG) 612-5487-01 (AC) 612-5500-01

PART NO.	QTY.	DESCRIPTION	PART NO.	QTY.	DESCRIPTION
Natural Gas Carburetor					
Overspeed Cut Off					
105-0218	1	Gear, Camshaft (Includes Spacer And Plate) (Consists Of Following Parts Marked With *)			
105-0465	1	*Gear, Camshaft			
150-1674	1	*Spacer, Governor Ball			
150-0773	1	*Plate, Governor Ball Bearing			
815-0506	3	*Screw, Governor Ball Spacer			
301-2204	1	Panel, Control - Upper			
405-1157	1	Flange, Air Duct Adapter			

SPECIAL PARTS LIST FOR **MODEL** 15.0RJC-4R **SPEC** 5499AB  
 FOR STANDARD PARTS REFER TO **CATALOG** 974-0220 **KEY NO.** 2  
 (PARTS CATALOG ALSO CONTAINS COMPONENTS FOR MAJOR OPTIONAL FEATURES LISTED BELOW)  
**WIRING DIAGRAM NO.** (ENG) 612-5487-01 (AC) 612-5500-02

PART NO.	QTY.	DESCRIPTION	PART NO.	QTY.	DESCRIPTION
Day Tank					
Overspeed Cut Off					
502-0020	1	Elbow, Street Pipe - Fuel Pump			
504-0007	1	Valve, Shut-Off - Fuel Pump			
520-0798	4	Stud, Generator Through			
520-0790	1	Stud, Rotor Through			
105-0218	1	Gear, Camshaft (Includes Spacer And Plate) (Consists Of Following Parts Marked With *)			
105-0465	1	*Gear, Camshaft			
150-1674	1	*Spacer, Governor Ball			
150-0773	1	*Plate, Governor Ball Bearing			
815-0506	3	*Screw, Governor Ball Spacer			
301-2204	1	Panel, Control - Upper			
405-1157	1	Flange, Air Duct Adapter			

SPECIAL PARTS LIST FOR MODEL 12.5RJC-4R SPEC 7250AB  
 FOR STANDARD PARTS REFER TO CATALOG 974-0220 KEY NO. 1  
 (PARTS CATALOG ALSO CONTAINS COMPONENTS FOR MAJOR OPTIONAL FEATURES LISTED BELOW)  
 WIRING DIAGRAM NO. (ENG)612-5487-01 (AC)612-5500-C

PART NO.	QTY.	DESCRIPTION	PART NO.	QTY.	DESCRIPTION
Gas - Gasoline Carburetor					
Overspeed Cut Off					
301-2204	1	Panel, Control - Upper			
105-0218	1	Gear, Camshaft (Includes Spacer And Plate) (Consists Of Following Parts Marked With *)			
105-0465	1	*Gear, Camshaft			
150-1674	1	*Spacer, Governor Ball			
150-0773	1	*Plate, Governor Ball Bearing			
815-0506	3	*Screw, Governor Ball Spacer			

SPECIAL PARTS LIST FOR **MODEL** 15.0RJC-18R **SPEC** 7512AB  
 FOR STANDARD PARTS REFER TO **CATALOG** 974-0220 **KEY NO.** 2  
 (PARTS CATALOG ALSO CONTAINS COMPONENTS FOR MAJOR OPTIONAL FEATURES LISTED BELOW)  
**WIRING DIAGRAM NO.** (ENG) 612-5487-01 (AC) 612-5485-02

PART NO.	QTY.	DESCRIPTION	PART NO.	QTY.	DESCRIPTION
LPG Vapor Carburetor					
520-0798	4	Stud, Generator Through			
520-0790	1	Stud, Rotor Through			
301-2019	1	Panel, Control - Upper			
105-0218	1	Gear, Camshaft (Includes Spacer And Plate) (Consists Of Following Parts Marked With *)			
105-0465	1	*Gear, Camshaft			
150-1674	1	*Spacer, Governor Ball			
150-0773	1	*Plate, Governor Ball Bearing			
815-0506	3	*Screw, Governor Ball Spacer			



SPECIAL PARTS LIST FOR **MODEL** 15.0RJC-18R **SPEC** 7707AB  
 FOR STANDARD PARTS REFER TO **CATALOG** 974-0220 **KEY NO.** 2  
 (PARTS CATALOG ALSO CONTAINS COMPONENTS FOR MAJOR OPTIONAL FEATURES LISTED BELOW)

**WIRING DIAGRAM NO.** (ENG)612-5487-01 (AC)612-5485-04

PART NO.	QTY.	DESCRIPTION	PART NO.	QTY.	DESCRIPTION
Housed Unit					
Muffler Mounted On Housing					
Engine Coolant Heater					
Oil Base Heater					
520-0798	4	Stud, Generator Through			
520-0790	1	Stud, Rotor Through			
105-0218	1	Gear, Camshaft (Includes Spacer And Plate) (Consists Of Following Parts Marked With *)			
105-0465	1	*Gear, Camshaft			
150-1674	1	*Spacer, Governor Ball			
150-0773	1	*Plate, Governor Ball Bearing			
815-0506	3	*Screw, Governor Ball Spacer			
301-2019	1	Panel, Control - Upper			
155-0360	1	Muffler, Critical Type			
155-0927	1	Tube, Exhaust			
140-0078	2	Bands, Muffler - Mounted On Housing			
405-1889	1	Shield, Rain			
505-0043	2	Elbow, 90° (1-1/2")			

SPECIAL PARTS LIST FOR MODEL 12.5RJC-4XR SPEC 7776AB  
 FOR STANDARD PARTS REFER TO CATALOG 974-0220 KEY NO. 1  
 (PARTS CATALOG ALSO CONTAINS COMPONENTS FOR MAJOR OPTIONAL FEATURES LISTED BELOW)  
 WIRING DIAGRAM NO. (ENG) 612-5487-01 (AC) 612-5501-1

PART NO.	QTY.	DESCRIPTION	PART NO.	QTY.	DESCRIPTION
LPG Vapor Carburetor					
301-2308	1	Panel, Control - Upper			
105-0218	1	Gear, Camshaft (Includes Spacer And Plate) (Consists Of Following Parts Marked With *)			
105-0465	1	*Gear, Camshaft			
150-1674	1	*Spacer, Governor Ball			
150-0773	1	*Plate, Governor Ball Bearing			
815-0506	3	*Screw, Governor Ball Spacer			
405-1157	1	Flange, Air Duct Adapter			

SPECIAL PARTS LIST FOR **MODEL** 12.5RJC-3R **SPEC** 7796AB  
 FOR STANDARD PARTS REFER TO **CATALOG** 974-0220 **KEY NO.** 1  
 (PARTS CATALOG ALSO CONTAINS COMPONENTS FOR MAJOR OPTIONAL FEATURES LISTED BELOW)  
**WIRING DIAGRAM NO.** (ENG)612-5487-01 (AC)612-5486-0

PART NO.	QTY.	DESCRIPTION	PART NO.	QTY.	DESCRIPTION
LPG Vapor Carburetor					
Engine Coolant Heater					
Oil Base Heater					
105-0218	1	Gear, Camshaft (Includes Spacer And Plate) (Consists Of Following Parts Marked With *)			
105-0465	1	*Gear, Camshaft			
150-1674	1	*Spacer, Governor Ball			
150-0773	1	*Plate, Governor Ball Bearing			
815-0506	3	*Screw, Governor Ball Spacer			
301-2288	1	Panel, Control - Upper			
405-1157	1	Flange, Air Duct Adapter			

SPECIAL PARTS LIST FOR **MODEL** 15.0RJC-4XR **SPEC** 9365AB  
 FOR STANDARD PARTS REFER TO **CATALOG** 974-0220 **KEY NO.** 2  
 (PARTS CATALOG ALSO CONTAINS COMPONENTS FOR MAJOR OPTIONAL FEATURES LISTED BELOW)  
**WIRING DIAGRAM NO.** (ENG)612-5487-01 (AC)612-5501-05

PART NO.	QTY.	DESCRIPTION	PART NO.	QTY.	DESCRIPTION
Housed Unit					
Gas - Gasoline Carburetor					
Engine Coolant Heater					
Oil Base Heater					
520-0798	4	Stud, Generator Through			
520-0790	1	Stud, Rotor Through			
301-2308	1	Panel, Control - Upper			
105-0218	1	Gear, Camshaft (Includes Spacer And Plate) (Consists Of Following Parts Marked With *)			
105-0465	1	*Gear, Camshaft			
150-1674	1	*Spacer, Governor Ball			
150-0773	1	*Plate, Governor Ball Bearing			
815-0506	3	*Screw, Governor Ball Spacer			

SPECIAL PARTS LIST FOR MODEL 15.0RJC-18R SPEC 11252AB  
 FOR STANDARD PARTS REFER TO CATALOG 974-0220 KEY NO. 2  
 (PARTS CATALOG ALSO CONTAINS COMPONENTS FOR MAJOR OPTIONAL FEATURES LISTED BELOW)  
 WIRING DIAGRAM NO. (ENG)612-5487-01 (AC)612-5485-04

PART NO.	QTY.	DESCRIPTION	PART NO.	QTY.	DESCRIPTION
Housed Unit					
Muffler Mounted On Housing					
Mounted Fuel Tank					
Engine Coolant Heater					
Oil Base Heater					
520-0798	4	Stud, Generator Through			
520-0790	1	Stud, Rotor Through			
301-2019	1	Panel, Control - Upper			
105-0218	1	Gear, Camshaft (Includes Spacer And Plate)(Consists Of Following Parts Marked With *)			
105-0465	1	*Gear, Camshaft			
150-1674	1	*Spacer, Governor Ball			
150-0773	1	*Plate, Governor Ball Bearing			
815-0506	3	*Screw, Governor Ball Spacer			
501-0005	1	Line, Fuel - Flex (18-1/2" Lg)			
155-0360	1	Muffler, Critical Type			
155-0927	1	Tube, Exhaust			
140-0078	2	Bands, Muffler - Mounted On Housing			
405-1889	1	Shield, Rain			
505-0043	2	Elbow, 90° (1-1/2")			

SPECIAL PARTS LIST FOR MODEL 15.0RJC-4R SPEC 11880AB  
 FOR STANDARD PARTS REFER TO CATALOG 974-0220 KEY NO. 2  
 (PARTS CATALOG ALSO CONTAINS COMPONENTS FOR MAJOR OPTIONAL FEATURES LISTED BELOW)

WIRING DIAGRAM NO. (ENG) 612-5497-01 (AC) 612-5500-07

PART NO.	QTY.	DESCRIPTION	PART NO.	QTY.	DESCRIPTION
Housed Unit					
Natural Gas Carburetor					
High Compression Pistons					
Overspeed Cut Off					
Low Oil Pressure Cut Off - Dual Senders					
High Water Temperature Cut Off - Dual Senders					
Overcrank Cut Off					
520-0798	4	Stud, Generator Through			
520-0790	1	Stud, Rotor Through			
301-2204	1	Panel, Control - Upper			
301-2125	1	Panel, Control - Lower			
307-0655	3	Relay, Low Oil Pressure, High Water Temperature, & Overspeed Shutdown			
322-0004	3	Lamp, Panel, Low Oil Pressure, High Water Temperature, & Overspeed			
322-0069	3	Holder, Lamp			
307-0819	3	Relay, Low Oil Pressure, High Water Temperature, & Low Engine Temperature			
307-0848	1	Relay, Oil Pressure - Time Delay 15 Second			
323-0321	3	Socket, 8 Contact - Octal Type			
307-1157	1	Spring, Relay Holddown			
307-1143	1	Relay, Generating			
323-0760	1	Socket, Relay			
332-0943	2	Spacer, Relay Socket			
307-0778	3	Spring, Holddown			
332-1005	1	Block, Terminal (20 Place)			
332-1006	1	Strip, Marker (20 Place)			
301-3241	1	Bracket, Relay Mounting			
301-2393	1	Bracket, Relay Mounting			
332-0612	1	Strip, Marker (3 Place)			
332-0611	2	Block, Terminal (3 Place)			
105-0218	1	Gear, Camshaft (Includes Spacer And Plate) (Consists Of Following Parts Marked With *)			
105-0465	1	*Gear, Camshaft			
150-1674	1	*Spacer, Governor Ball			
150-0773	1	*Plate, Governor Ball Bearing			
815-0506	3	*Screw, Governor Ball Spacer			

SPECIAL PARTS LIST FOR **MODEL** 15.0RJC-4R **SPEC** 13684AB  
 FOR STANDARD PARTS REFER TO **CATALOG** 974-0220 **KEY NO.** 2  
 (PARTS CATALOG ALSO CONTAINS COMPONENTS FOR MAJOR OPTIONAL FEATURES LISTED BELOW)

**WIRING DIAGRAM NO.** (ENG) 612-5500-02 (AC) 612-5487-01

PART NO.	QTY.	DESCRIPTION	PART NO.	QTY.	DESCRIPTION
Natural Gas Carburetor					
High Compression Pistons					
Overspeed Cut Off					
520-0798	4	Stud, Generator Through			
520-0790	1	Stud, Rotor Through			
105-0218	1	Gear, Camshaft (Includes Spacer And Plate) (Consists Of Following Parts Marked With *)			
105-0465	1	*Gear, Camshaft			
150-1674	1	*Spacer, Governor Ball			
150-0773	1	*Plate, Governor Ball Bearing			
815-0506	3	*Screw, Governor Ball Spacer			
301-2308	1	Panel, Control - Upper			
405-1157	1	Flange, Air Duct Adapter			

SPECIAL PARTS LIST FOR **MODEL** 12.5RJC-3R **SPEC** 13797AB  
 FOR STANDARD PARTS REFER TO **CATALOG** 974-0220 **KEY NO.** 1  
 (PARTS CATALOG ALSO CONTAINS COMPONENTS FOR MAJOR OPTIONAL FEATURES LISTED BELOW)

**WIRING DIAGRAM NO.** (ENG) 612-5509-01 (AC) 612-5486-01

PART NO.	QTY.	DESCRIPTION	PART NO.	QTY.	DESCRIPTION
Gas - Gasoline Carburetor					
Overspeed Cut Off					
Low Oil Pressure Cut Off					
High Water Temperature Cut Off					
Overcrank Cut Off					
301-2288	1	Panel, Control - Upper			
105-0218	1	Gear, Camshaft (Includes Spacer And Plate) (Consists Of Following Parts Marked With *)			
105-0465	1	*Gear, Camshaft			
150-1674	1	*Spacer, Governor Ball			
150-0773	1	*Plate, Governor Ball Bearing			
815-0506	3	*Screw, Governor Ball Spacer			
301-2125	1	Panel, Control - Lower			
307-0655	3	Relay, Low Oil Pressure, High Water Temperature, & Overspeed Shutdown			
322-0004	3	Lamp, Panel, Low Oil Pressure High Water Temperature, & Overspeed			
322-0069	3	Holder, Lamp			
332-1005	1	Block, Terminal (20 Place)			
332-1006	1	Strip, Marker (20 Place)			



**Power Generation**

Dated May 1, 1980

Revised

Redistribution or publication of this document  
 by any means, is strictly prohibited.

Page 1

of 1



SPECIAL PARTS LIST FOR MODEL 15.0RJC-4R SPEC 15241AB  
 FOR STANDARD PARTS REFER TO CATALOG 974-0220 KEY NO. 2  
 (PARTS CATALOG ALSO CONTAINS COMPONENTS FOR MAJOR OPTIONAL FEATURES LISTED BELOW)  
 WIRING DIAGRAM NO. (ENG)612-5497-01 (AC)612-5500-02

PART NO.	QTY.	DESCRIPTION	PART NO.	QTY.	DESCRIPTION
Gas - Gasoline Carburetor			308-0005	1	Switch, Fuel - Mount On I
Engine Coolant Heater					Tank
Oil Base Heater			308-0150	1	Plate, Fuel Switch
Day Tank - One Quart			306-0155	1	Bracket, Fuel Switch
Overspeed Cut Off					
Low Oil Pressure Cut Off - Dual Senders					
High Water Temperature Cut Off - Dual Senders					
Overcrank Cut Off					
502-0065	1	Elbow, Male-Inverted (45°) - Carburetor Inlet			
520-0798	4	Stud, Generator Through			
520-0790	1	Stud, Rotor Through			
301-2204	1	Panel, Control - Upper			
301-2125	1	Panel, Control - Lower			
307-0655	3	Relay, Low Oil Pressure, High Water Temperature, & Overspeed Shutdown			
322-0004	3	Lamp, Panel, Low Oil Pressure, High Water Temperature, & Overspeed			
322-0069	3	Holder, Lamp			
307-0819	3	Relay, Low Oil Pressure, High Water Temperature, & Low Engine Temperature			
307-0848	1	Relay, Oil Pressure - Time Delay 15 Second			
323-0321	3	Socket, 8 Contract - Octal Type			
307-1157	1	Spring, Relay Holddown			
307-1143	1	Relay, Generating			
323-0760	1	Socket, Relay			
332-0943	2	Spacer, Relay Socket			
307-0778	3	Spring, Holddown			
332-1005	1	Block, Terminal (20 Place)			
332-1006	1	Strip, Marker (20 Place)			
301-3241	1	Bracket, Relay Mounting			
301-2393	1	Bracket, Relay Mounting			
332-0612	1	Strip, Marker (3 Place)			
332-0611	2	Block, Terminal (3 Place)			
105-0218	1	Gear, Camshaft (Includes Spacer And Plate)(Consists Of Following Parts Marked With *)			
105-0465	1	*Gear, Camshaft			
150-1674	1	*Spacer, Governor Ball			
150-0773	1	*Plate, Governor Ball Bearing			
815-0506	3	*Screw, Governor Ball Spacer			
405-1157	1	Flange, Air Duct Adapter			

SPECIAL PARTS LIST FOR **MODEL** 12.5RJC-4R **SPEC** 16191AB  
 FOR STANDARD PARTS REFER TO **CATALOG** 974-0220 **KEY NO.** 1  
 (PARTS CATALOG ALSO CONTAINS COMPONENTS FOR MAJOR OPTIONAL FEATURES LISTED BELOW)  
**WIRING DIAGRAM NO.** (ENG) 612-5487-01 (AC) 612-5500-01

PART NO.	QTY.	DESCRIPTION	PART NO.	QTY.	DESCRIPTION
		Natural Gas Carburetor			
		Engine Coolant Heater			
		Oil Base Heater			
		Overspeed Cut Off			
		High Compression Pistons			
301-2204	1	Panel, Control - Upper			
105-0218	1	Gear, Camshaft (Includes Spacer And Plate)(Consists Of Following Parts Marked With *)			
105-0465	1	*Gear, Camshaft			
150-1674	1	*Spacer, Governor Ball			
150-0773	1	*Plate, Governor Ball Bearing			
815-0506	3	*Screw, Governor Ball Spacer			
405-1157	1	Flange, Air Duct Adapter			

SPECIAL PARTS LIST FOR **MODEL** 15.0RJJC-18R131 **SPEC** 16791AB  
**FOR STANDARD PARTS REFER TO CATALOG** 974-0220 **KEY NO.** 4  
(PARTS CATALOG ALSO CONTAINS COMPONENTS FOR MAJOR OPTIONAL FEATURES LISTED BELOW)

**WIRING DIAGRAM NO.** (ENG) 612-5497-02 (AC) 612-5498-01

PART NO.	QTY.	DESCRIPTION	PART NO.	QTY.	DESCRIPTION
NOTE: Pennsylvania Approved City Water Cooled Water Cooled Manifold LPG Vapor Carburetor Overspeed Cut Off Low Oil Pressure Cut Off - Dual Senders High Water Temperature Cut Off - Dual Senders Overcrank Cut Off			502-0085	2	Nipple, Close
			502-0257	1	Tee-Pipe (Brass)
			502-0258	3	Nipple, Half (Brass - 3/2")
			502-0263	1	Pipe (Brass - 3/8")
			505-0075	1	Nipple, Exhaust Manifold (3/8 X 2-1/2")
520-0798	4	Stud, Generator Through			
520-0790	1	Stud, Rotor Through			
301-1788	1	Panel, Control - Upper			
301-2125	1	Panel, Control - Lower			
307-0655	3	Relay, Low Oil Pressure, High Water Temperature, & Overspeed Shutdown			
322-0004	3	Lamp, Panel, Low Oil Pressure, High Water Temperature, & Overspeed			
322-0069	3	Holder, Lamp			
307-0819	3	Relay, Low Oil Pressure, High Water Temperature, & Low Engine Temperature			
307-0848	1	Relay, Oil Pressure - Time Delay 15 Second			
323-0321	3	Socket, 8 Contact - Octal Type			
307-1157	1	Spring, Relay Holddown			
307-1143	1	Relay, Generating			
323-0760	1	Socket, Relay			
332-0943	2	Spacer, Relay Socket			
307-0778	3	Spring, Holddown			
332-1005	1	Block, Terminal (20 Place)			
332-1006	1	Strip, Marker (20 Place)			
301-3241	1	Bracket, Relay Mounting			
301-2393	1	Bracket, Relay Mounting			
332-0612	1	Strip, Marker (3 Place)			
332-0611	2	Block, Terminal (3 Place)			
149-0558	1	Strainer, Regulator			
307-0829	1	Kit, Coil Replacement			
416-0325	1	Hydrometer, 3 Color Scale - Battery Tester			
308-0005	1	Switch, Selector			
105-0218	1	Gear, Camshaft (Includes Spacer And Plate) (Consists Of Following Parts Marked With *)			
105-0465	1	*Gear, Camshaft			
150-1674	1	*Spacer, Governor Ball			
150-0773	1	*Plate, Governor Ball Bearing			
815-0506	3	*Screw, Governor Ball Spacer			

SPECIAL PARTS LIST FOR MODEL 15.0RJC-5DR SPEC 21001AB  
 FOR STANDARD PARTS REFER TO CATALOG 974-0220 KEY NO. 2  
 (PARTS CATALOG ALSO CONTAINS COMPONENTS FOR MAJOR OPTIONAL FEATURES LISTED BELOW)

WIRING DIAGRAM NO. (ENG) 612-5487-01 (AC) 612-5502-07

PART NO.	QTY.	DESCRIPTION	PART NO.	QTY.	DESCRIPTION
Housed Unit					
Muffler Mounted On Housing					
Mounted Fuel Tank					
Overspeed Cut Off					
105-0218	1	Gear, Camshaft (Includes Spacer And Plate)(Consists Of Following Parts Marked With *)			
105-0465	1	*Gear, Camshaft			
150-1674	1	*Spacer, Governor Ball			
150-0773	1	*Plate, Governor Ball Bearing			
815-0506	3	*Screw, Governor Ball Spacer			
520-0790	1	Stud, Rotor Through			
520-0798	4	Stud, Generator Through			
301-2204	1	Panel, Control - Upper			
155-0360	1	Muffler, Critical Type			
155-0927	1	Tube, Exhaust			
140-0078	2	Bands, Muffler - Mounted On Housing			
405-1889	1	Shield, Rain			
505-0043	2	Elbow, 90° (1-1/2")			
501-0005	1	Line, Fuel - Flex (18-1/2" Long)			
220-2043	1	Stator Assembly			

SPECIAL PARTS LIST FOR **MODEL** 15.0RJC-3CR **SPEC** 21345AB  
 FOR STANDARD PARTS REFER TO **CATALOG** 974-0220 **KEY NO.** 2  
 (PARTS CATALOG ALSO CONTAINS COMPONENTS FOR MAJOR OPTIONAL FEATURES LISTED BELOW)

**WIRING DIAGRAM NO.** (ENG)612-5487-01 (AC)612-5485-01

PART NO.	QTY.	DESCRIPTION	PART NO.	QTY.	DESCRIPTION
Gas - Gasoline Carburetor					
Engine Coolant Heater					
Voltage Regulator Filter					
Oil Base Heater					
105-0218	1	Gear, Camshaft (Includes Spacer And Plate)(Consists Of Following Parts Marked With *)			
105-0465	1	*Gear, Camshaft			
150-1674	1	*Spacer, Governor Ball			
150-0773	1	*Plate, Governor Ball Bearing			
815-0506	3	*Screw, Governor Ball Spacer			
520-0790	1	Stud, Rotor Through			
520-0798	4	Stud, Generator Through			
301-2019	1	Panel, Control - Upper			
405-1157	1	Flange, Air Duct Adapter			

SPECIAL PARTS LIST FOR MODEL 15.0RJC-4XR SPEC 21858AB  
 FOR STANDARD PARTS REFER TO CATALOG 974-0220 KEY NO. 2  
 (PARTS CATALOG ALSO CONTAINS COMPONENTS FOR MAJOR OPTIONAL FEATURES LISTED BELOW)

WIRING DIAGRAM NO. (ENG) 612-5497-01 (AC) 612-5501-05

PART NO.	QTY.	DESCRIPTION	PART NO.	QTY.	DESCRIPTION
Housed Unit			308-0005	1	Switch, Fuel - Mount On
Gas - Gasoline Carburetor					Day Tank
Day Tank			308-0150	1	Plate, Fuel Switch
Overspeed Cut Off			306-0155	1	Bracket, Fuel Switch
Low Oil Pressure Cut Off-Dual Senders					
High Water Temperature Cut Off-Dual Senders					
Overcrank Cut Off					
123-1283	1	Filter, Breather Tube			
104-1120	1	Crankshaft			
520-0798	4	Stud, Generator Through			
520-0790	1	Stud, Rotor Through			
301-2308	1	Panel, Control - Upper			
105-0218	1	Gear, Camshaft (Includes Spacer And Plate)(Consists Of Following Parts Marked With *)			
105-0465	1	*Gear, Camshaft			
150-1674	1	*Spacer, Governor Ball			
150-0773	1	*Plate, Governor Ball Bearing			
815-0506	3	*Screw, Governor Ball Spacer			
301-2125	1	Panel, Control - Lower			
307-0655	3	Relay, Low Oil Pressure, High Water Temperature, & Overspeed Shutdown			
322-0004	3	Lamp, Panel, Low Oil Pressure, High Water Temperature, & Overspeed			
322-0069	3	Holder, Lamp			
307-0819	3	Relay, Low Oil Pressure, High Water Temperature, & Low Engine Temperature			
307-0848	1	Relay, Oil Pressure - Time Delay 15 Second			
323-0321	3	Socket, 8 Contact - Octal Type			
307-1157	1	Spring, Relay Holddown			
307-1143	1	Relay, Generating			
323-0760	1	Socket, Relay			
332-0943	2	Spacer, Relay Socket			
307-0778	3	Spring, Holddown			
332-1005	1	Block, Terminal (20 Place)			
332-1006	1	Strip, Marker (20 Place)			
301-3241	1	Bracket, Relay Mounting			
301-2393	1	Bracket, Relay Mounting			
332-0612	1	Strip, Marker (3 Place)			
332-0611	2	Block, Terminal (3 Place)			

SPECIAL PARTS LIST FOR **MODEL** 15.0RJC-3R **SPEC** 22369AB  
 FOR STANDARD PARTS REFER TO **CATALOG** 974-0220 **KEY NO.** 2  
 (PARTS CATALOG ALSO CONTAINS COMPONENTS FOR MAJOR OPTIONAL FEATURES LISTED BELOW)  
**WIRING DIAGRAM NO.** (ENG) 612-5487-01 (AC) 612-5486-02

PART NO.	QTY.	DESCRIPTION	PART NO.	QTY.	DESCRIPTION
LPG Vapor And Gasoline Carburetor					
Engine Coolant Heater					
Oil Base Heater					
Overspeed Cut Off					
520-0798	4	Stud, Generator Through			
520-0790	1	Stud, Rotor Through			
301-2288	1	Panel, Control - Upper			
105-0218	1	Gear, Camshaft (Includes Spacer And Plate) (Consists Of Following Parts Marked With *)			
105-0465	1	*Gear, Camshaft			
150-1674	1	*Spacer, Governor Ball			
150-0773	1	*Plate, Governor Ball Bearing			
815-0506	3	*Screw, Governor Ball Spacer			

SPECIAL PARTS LIST FOR **MODEL** 15.0RJC-4R **SPEC** 22424AB  
 FOR STANDARD PARTS REFER TO **CATALOG** 974-0220 **KEY NO.** 2  
 (PARTS CATALOG ALSO CONTAINS COMPONENTS FOR MAJOR OPTIONAL FEATURES LISTED BELOW)

**WIRING DIAGRAM NO.** (ENG) 612-5509-01 (AC) 612-5500-02

PART NO.	QTY.	DESCRIPTION	PART NO.	QTY.	DESCRIPTION
Gas - Gasoline Carburetor					
Engine Coolant Heater					
Overspeed Cut Off					
Low Oil Pressure Cut Off					
High Water Temperature Cut Off					
Overcrank Cut Off					
Oil Base Heater					
520-0799	4	Stud, Generator Through			
520-0791	1	Stud, Rotor Through			
220-2044	1	Stator, Wound			
201-2159	1	Rotor Assembly, Wound			
301-2204	1	Panel, Control - Upper			
105-0218	1	Gear, Camshaft (Includes Spacer And Plate)(Consists Of Following Parts Marked With *)			
105-0465	1	*Gear, Camshaft			
150-1674	1	*Spacer, Governor Ball			
150-0773	1	*Plate, Governor Ball Bearing			
815-0506	3	*Screw, Governor Ball Spacer			
301-2125	1	Panel, Control - Lower			
307-0655	3	Relay, Low Oil Pressure, High Water Temperature, & Overspeed Shutdown			
322-0004	3	Lamp, Panel, Low Oil Pressure High Water Temperature, & Overspeed			
322-0069	3	Holder, Lamp			
332-1005	1	Block, Terminal (20 Place)			
332-1006	1	Strip, Marker (20 Place)			
405-1157	1	Flange, Air Duct Adapter			



SPECIAL PARTS LIST FOR **MODEL** 15.0RJC-3R31 **SPEC** 22445AB  
 FOR STANDARD PARTS REFER TO **CATALOG** 974-0220 **KEY NO.** 2  
 (PARTS CATALOG ALSO CONTAINS COMPONENTS FOR MAJOR OPTIONAL FEATURES LISTED BELOW)

**WIRING DIAGRAM NO.** (ENG)612-5497-02 (AC)612-5486-17

PART NO.	QTY.	DESCRIPTION	PART NO.	QTY.	DESCRIPTION
NOTE: Pennsylvania Approved Housed Unit Natural Gas Carburetor Engine Coolant Heater Oil Base Heater Overspeed Cut Off Low Oil Pressure Cut Off - Dual Senders High Water Temperature Cut Off - Dual Senders Overcrank Cut Off			150-0773	1	*Plate, Governor Ball Be
			815-0506	3	*Screw, Governor Ball Spa
520-0798	4	Stud, Generator Through			
520-0790	1	Stud, Rotor Through			
301-2288	1	Panel, Control - Upper			
301-2125	1	Panel, Control - Lower			
307-0655	3	Relay, Low Oil Pressure, High Water Temperature, & Overspeed Shutdown			
322-0004	3	Lamp, Panel, Low Oil Pressure High Water Temperature, & Overspeed			
322-0069	3	Holder, Lamp			
307-0819	3	Relay, Low Oil Pressure, High Water Temperature, & Low Engine Temperature			
307-0848	1	Relay, Oil Pressure - Time Delay 15 Second			
323-0321	3	Socket, 8 Contact - Octal Type			
307-1157	1	Spring, Relay Holddown			
307-1143	1	Relay, Generating			
323-0760	1	Socket, Relay			
332-0943	2	Spacer, Relay Socket			
307-0778	3	Spring, Holddown			
332-1005	1	Block, Terminal (20 Place)			
332-1006	1	Strip, Marker (20 Place)			
301-3241	1	Bracket, Relay Mounting			
301-2393	1	Bracket, Relay Mounting			
332-0612	1	Strip, Marker (3 Place)			
332-0611	2	Block, Terminal (3 Place)			
149-0558	1	Strainer, Regulator			
307-0829	1	Kit, Coil Replacement			
416-0325	1	Hydrometer, 3 Color Scale - Battery Tester			
308-0005	1	Switch, Selector			
405-1157	1	Flange, Air Duct Adapter			
105-0218	1	Gear, Camshaft (Includes Spacer And Plate) (Consists Of Following Parts Marked With *)			
105-0465	1	*Gear, Camshaft			
150-1674	1	*Spacer, Governor Ball			

SPECIAL PARTS LIST FOR **MODEL** 12.5RJC-4R **SPEC** 22491AB  
 FOR STANDARD PARTS REFER TO **CATALOG** 974-0220 **KEY NO.** 1  
 (PARTS CATALOG ALSO CONTAINS COMPONENTS FOR MAJOR OPTIONAL FEATURES LISTED BELOW)

**WIRING DIAGRAM NO.** (ENG) 612-5540-01 (AC) 612-5500-01

PART NO.	QTY.	DESCRIPTION	PART NO.	QTY.	DESCRIPTION
Housed Unit					
Gas - Gasoline Carburetor					
Engine Coolant Heater					
Overspeed Cut Off					
Low Oil Pressure Cut Off					
High Water Temperature Cut Off					
Overcrank Cut Off					
Oil Base Heater					
123-1283	1	Baffle, Breather Tube			
104-1120	1	Crankshaft			
502-0065	1	Elbow, Male-Inverted (45°) - Carburetor			
105-0218	1	Gear, Camshaft (Includes Spacer And Plate) (Consists Of Following Parts Marked With *)			
105-0465	1	*Gear, Camshaft			
150-1674	1	*Spacer, Governor Ball			
150-0773	1	*Plate, Governor Ball Bearing			
815-0506	3	*Screw, Governor Ball Spacer			
301-2204	1	Panel, Control - Upper			
301-2125	1	Panel, Control - Lower			
307-0655	3	Relay, Low Oil Pressure, High Water Temperature & Overspeed Shutdown			
322-0004	3	Lamp, Panel, Low Oil Pressure, High Water Temperature, & Overspeed			
322-0069	3	Holder, Lamp			
307-0819	1	Relay, Low Engine Temperature			
323-0321	1	Socket, 8 Contact - Octal Type			
307-1157	1	Spring, Relay Holddown			
307-1143	1	Relay, Generating			
323-0760	1	Socket, Relay			
332-0943	2	Spacer, Relay Socket			
307-0778	3	Spring, Holddown			
332-1005	1	Block, Terminal (20 Place)			
332-1006	1	Strip, Marker (20 Place)			
301-3241	1	Bracket, Relay Mounting			

SPECIAL PARTS LIST FOR MODEL 15.0RJC-4R SPEC 22527AB  
 FOR STANDARD PARTS REFER TO CATALOG 974-0220 KEY NO. 2  
 (PARTS CATALOG ALSO CONTAINS COMPONENTS FOR MAJOR OPTIONAL FEATURES LISTED BELOW)

WIRING DIAGRAM NO. (ENG) 612-5487-01 (AC) 612-5500-07

PART NO.	QTY.	DESCRIPTION	PART NO.	QTY.	DESCRIPTION
		Housed Unit			
		Engine Coolant Heater			
		Oil Base Heater			
		Muffler Mounted On Housing			
		Natural Gas Carburetor			
		High Compression Pistons			
520-0799	4	Stud, Generator Through			
520-0791	1	Stud, Rotor Through			
105-0218	1	Gear, Camshaft (Includes Spacer And Plate) (Consists Of Following Parts Marked With *)			
105-0465	1	*Gear, Camshaft			
150-1674	1	*Spacer, Governor Ball			
150-0773	1	*Plate, Governor Ball Bearing			
815-0506	3	*Screw, Governor Ball Spacer			
201-2159	1	Rotor Assembly, Wound (For Components, See Pg #25 - Catalog #974-0220)			
220-2044	1	Stator, Wound			
301-2204	1	Panel, Control - Upper			
155-0360	1	Muffler, Critical Type			
155-0927	1	Tube, Exhaust			
140-0078	2	Bands, Muffler - Mounted On Housing			
405-1889	1	Shield, Rain			
505-0043	2	Elbow, 90° (1-1/2")			

SPECIAL PARTS LIST FOR **MODEL** 15.0RJC-4R **SPEC** 22542AB  
**FOR STANDARD PARTS REFER TO CATALOG** 974-0220 **KEY NO.** 2  
(PARTS CATALOG ALSO CONTAINS COMPONENTS FOR MAJOR OPTIONAL FEATURES LISTED BELOW)

**WIRING DIAGRAM NO.** (ENG) 612-5811-01 (AC) 612-5500-02

PART NO.	QTY.	DESCRIPTION	PART NO.	QTY.	DESCRIPTION
Natural Gas Carburetor					
Engine Coolant Heater					
Oil Base Heater					
Overspeed Cut Off					
High Compression Pistons					
Low Oil Pressure Cut Off					
High Water Temperature Cut Off					
Overcrank Cut Off					
123-1283	1	Filter, Breather			
520-0798	4	Stud, Generator Through			
520-0790	1	Stud, Rotor Through			
301-2204	1	Panel, Control - Upper			
301-2125	1	Panel, Control - Lower			
307-0655	3	Relay, Low Oil Pressure, High Water Temperature, & Overspeed Shutdown			
322-0004	3	Lamp, Panel, Low Oil Pressure, High Water Temperature, & Overspeed			
322-0069	3	Holder, Lamp			
307-0819	1	Relay, Low Engine Temperature			
323-0321	1	Socket, 8 Contact - Octal Type			
307-1157	1	Spring, Relay Holddown			
307-1143	1	Relay, Generating			
323-0760	1	Socket, Relay			
322-0943	2	Spacer, Relay Socket			
307-0778	3	Spring, Holddown			
332-1005	1	Block, Terminal (20 Place)			
332-1007	1	Strip, Marker (20 Place)			
301-3241	1	Bracket, Relay Mounting			
332-0612	1	Strip, Marker (3 Place)			
332-0611	2	Block, Terminal (3 Place)			
105-0218	1	Gear, Camshaft (Includes Spacer And Plate) (Consists Of Following Parts Marked With *)			
105-0465	1	*Gear, Camshaft			
150-1674	1	*Spacer, Governor Ball			
150-0773	1	*Plate, Governor Ball Bearing			
815-0506	3	*Screw, Governor Ball Spacer			
405-1157	1	Flange, Air Duct Adapter			

SPECIAL PARTS LIST FOR **MODEL** 12.5RJC-4R **SPEC** 22555AB  
 FOR STANDARD PARTS REFER TO **CATALOG** 974-0220 **KEY NO.** 1  
 (PARTS CATALOG ALSO CONTAINS COMPONENTS FOR MAJOR OPTIONAL FEATURES LISTED BELOW)

**WIRING DIAGRAM NO.** (ENG) 612-5487-01 (AC) 612-5500-01

PART NO.	QTY.	DESCRIPTION	PART NO.	QTY.	DESCRIPTION
		Natural Gas Carburetor			
		Engine Coolant Heater			
		Oil Base Heater			
		Overspeed Cut Off			
301-2204	1	Panel, Control - Upper			
105-0218	1	Gear, Camshaft (Includes Spacer And Plate) (Consists Of Following Parts Marked With *)			
105-0465	1	*Gear, Camshaft			
150-1674	1	*Spacer, Governor Ball			
150-0773	1	*Plate, Governor Ball Bearing			
815-0506	3	*Screw, Governor Ball Spacer			
405-1157	1	Flange, Air Duct Adapter			

SPECIAL PARTS LIST FOR MODEL 15.0RJC-4XR SPEC 22579AB  
 FOR STANDARD PARTS REFER TO CATALOG 974-0220 KEY NO. 2  
 (PARTS CATALOG ALSO CONTAINS COMPONENTS FOR MAJOR OPTIONAL FEATURES LISTED BELOW)

WIRING DIAGRAM NO. (ENG) 612-5487-01 (AC) 612-5501-02

PART NO.	QTY.	DESCRIPTION	PART NO.	QTY.	DESCRIPTION
Gas - Gasoline Carburetor					
Overspeed Cut Off					
520-0798	4	Stud, Generator Through			
520-0790	1	Stud, Rotor Through			
301-2308	1	Panel, Control - Upper			
105-0218	1	Gear, Camshaft (Includes Spacer And Plate) (Consists Of Following Parts Marked With *)			
105-0465	1	*Gear, Camshaft			
150-1674	1	*Spacer, Governor Ball			
150-0773	1	*Plate, Governor Ball Bearing			
815-0506	3	*Screw, Governor Ball Spacer			
405-1157	1	Flange, Air Duct Adapter			

SPECIAL PARTS LIST FOR MODEL 15RJC-3R SPEC 18AB  
 FOR STANDARD PARTS REFER TO CATALOG 974-0220 KEY NO. 2  
 (PARTS CATALOG ALSO CONTAINS COMPONENTS FOR MAJOR OPTIONAL FEATURES LISTED BELOW)  
 WIRING DIAGRAM NO. (ENG) 612-5487-01 (AC) 612-5486-02

PART NO.	QTY.	DESCRIPTION	PART NO.	QTY.	DESCRIPTION
Gas - Gasoline Carburetor					
520-0798	4	Stud, Generator Through			
520-0790	1	Stud, Rotor Through			
301-2288	1	Panel, Control - Upper			
105-0218	1	Gear, Camshaft (Includes Spacer And Plate) (Consists Of Following Parts Marked With *)			
105-0465	1	*Gear, Camshaft			
150-1674	1	*Spacer, Governor Ball			
150-0773	1	*Plate, Governor Ball Bearing			
815-0506	3	*Screw, Governor Ball Spacer			

SPECIAL PARTS LIST FOR **MODEL** 12.5RJC-9XR **SPEC** 302AB  
 FOR STANDARD PARTS REFER TO **CATALOG** 974-0220 **KEY NO.** 1  
 (PARTS CATALOG ALSO CONTAINS COMPONENTS FOR MAJOR OPTIONAL FEATURES LISTED BELOW)

**WIRING DIAGRAM NO.** (ENG) 612-5487-01 (AC) 612-5511-01

PART NO.	QTY.	DESCRIPTION	PART NO.	QTY.	DESCRIPTION
Day Tank					
301-3736	1	Panel, Control - Upper			
105-0218	1	Gear, Camshaft (Includes Spacer And Plate) (Consists Of Following Parts Marked With *)			
105-0465	1	*Gear, Camshaft			
150-1674	1	*Spacer, Governor Ball			
150-0773	1	*Plate, Governor Ball Bearing			
815-0506	3	*Screw, Governor Ball Spacer			
502-0020	1	Elbow, Street Pipe - Fuel Pump			
504-0007	1	Valve, Shut-Off - Fuel Pump			



SPECIAL PARTS LIST FOR **MODEL** 15.0RJG-9XR **SPEC** 302AB  
 FOR STANDARD PARTS REFER TO **CATALOG** 974-0220 **KEY NO.** 2  
 (PARTS CATALOG ALSO CONTAINS COMPONENTS FOR MAJOR OPTIONAL FEATURES LISTED BELOW)  
**WIRING DIAGRAM NO.** (ENG)612-5487-01 (AC)612-5511-0

PART NO.	QTY.	DESCRIPTION	PART NO.	QTY.	DESCRIPTION
Day Tank					
502-0020	1	Elbow, Street Pipe - Fuel Pump			
504-0007	1	Valve, Shut-Off - Fuel Pump			
520-0798	4	Stud, Generator Through			
520-0790	1	Stud, Rotor Through			
301-3736	1	Panel, Control - Upper			
105-0218	1	Gear, Camshaft (Includes Spacer And Plate)(Consists Of Following Parts Marked With *)			
105-0465	1	*Gear, Camshaft			
150-1674	1	*Spacer, Governor Ball			
150-0773	1	*Plate, Governor Ball Bearing			
815-0506	3	*Screw, Governor Ball Spacer			

SPECIAL PARTS LIST FOR **MODEL** 15.0RJC-4R **SPEC** 1786AB  
 FOR STANDARD PARTS REFER TO **CATALOG** 974-0220 **KEY NO.** 2  
 (PARTS CATALOG ALSO CONTAINS COMPONENTS FOR MAJOR OPTIONAL FEATURES LISTED BELOW)

**WIRING DIAGRAM NO.** (ENG)612-5487-01 (AC)612-5500-02

PART NO.	QTY.	DESCRIPTION	PART NO.	QTY.	DESCRIPTION
Gas - Gasoline Carburetor					
520-0798	4	Stud, Generator Through			
520-0790	1	Stud, Rotor Through			
301-2204	1	Panel, Control - Upper			
105-0218	1	Gear, Camshaft (Includes Spacer And Plate) (Consists Of Following Parts Marked With *)			
105-0465	1	*Gear, Camshaft			
150-1674	1	*Spacer, Governor Ball			
150-0773	1	*Plate, Governor Ball Bearing			
815-0506	3	*Screw, Governor Ball Spacer			
405-1157	1	Flange, Air Duct Adapter			

SPECIAL PARTS LIST FOR **MODEL** 12.5RJC-9XR **SPEC** 1954AB  
 FOR STANDARD PARTS REFER TO **CATALOG** 974-0220 **KEY NO.** 1  
 (PARTS CATALOG ALSO CONTAINS COMPONENTS FOR MAJOR OPTIONAL FEATURES LISTED BELOW)

**WIRING DIAGRAM NO.** (ENG)612-5487-01 (AC)612-5652-01

PART NO.	QTY.	DESCRIPTION	PART NO.	QTY.	DESCRIPTION
Natural Gas Carburetor					
Engine Coolant Heater					
Oil Base Heater					
301-2019	1	Panel, Control - Upper			
105-0218	1	Gear, Camshaft (Includes Spacer And Plate) (Consists Of Following Parts Marked With *)			
105-0465	1	*Gear, Camshaft			
150-1674	1	*Spacer, Governor Ball			
150-0773	1	*Plate, Governor Ball Bearing			
815-0506	3	*Screw, Governor Ball Spacer			

SPECIAL PARTS LIST FOR **MODEL** 12.5RJC-3R **SPEC** 3570AB  
 FOR STANDARD PARTS REFER TO **CATALOG** 974-0220 **KEY NO.** 1  
 (PARTS CATALOG ALSO CONTAINS COMPONENTS FOR MAJOR OPTIONAL FEATURES LISTED BELOW)

**WIRING DIAGRAM NO.** (ENG) 612-5487-01 (AC) 612-5486-06

PART NO.	QTY.	DESCRIPTION	PART NO.	QTY.	DESCRIPTION
Housed Unit					
Natural Gas Carburetor					
301-2288	1	Panel, Control - Upper			
105-0218	1	Gear, Camshaft (Includes Spacer And Plate) (Consists Of Following Parts Marked With *)			
105-0465	1	*Gear, Camshaft			
150-1674	1	*Spacer, Governor Ball			
150-0773	1	*Plate, Governor Ball Bearing			
815-0506	3	*Screw, Governor Ball Spacer			

SPECIAL PARTS LIST FOR **MODEL** 15.0RJC-3R **SPEC** 5415AB  
 FOR STANDARD PARTS REFER TO **CATALOG** 974-0220 **KEY NO.** 2  
 (PARTS CATALOG ALSO CONTAINS COMPONENTS FOR MAJOR OPTIONAL FEATURES LISTED BELOW)

**WIRING DIAGRAM NO.** (ENG) 612-5487-01 (AC) 612-5486-02

PART NO.	QTY.	DESCRIPTION	PART NO.	QTY.	DESCRIPTION
Natural Gas Carburetor					
High Compression Pistons					
520-0798	4	Stud, Generator Through			
520-0790	1	Stud, Rotor Through			
301-2288	1	Panel, Control - Upper			
105-0218	1	Gear, Camshaft (Includes Spacer And Plate) (Consists Of Following Parts Marked With *)			
105-0465	1	*Gear, Camshaft			
150-1674	1	*Spacer, Governor Ball			
150-0773	1	*Plate, Governor Ball Bearing			
815-0506	3	*Screw, Governor Ball Spacer			
405-1157	1	Flange, Air Duct Adapter			

SPECIAL PARTS LIST FOR **MODEL** 15.0RJC-4XR **SPEC** 5652AB  
 FOR STANDARD PARTS REFER TO **CATALOG** 974-0220 **KEY NO.** 2  
 (PARTS CATALOG ALSO CONTAINS COMPONENTS FOR MAJOR OPTIONAL FEATURES LISTED BELOW)

**WIRING DIAGRAM NO.** (ENG) 612-5487-01 (AC) 612-5501-01

PART NO.	QTY.	DESCRIPTION	PART NO.	QTY.	DESCRIPTION
Housed Unit					
Muffler Mounted On Housing					
Mounted Fuel Tank					
105-0218	1	Gear, Camshaft (Includes Spacer And Plate)(Consists Of Following Parts Marked With *)			
105-0465	1	*Gear, Camshaft			
150-1674	1	*Spacer, Governor Ball			
150-0773	1	*Plate, Governor Ball Bearing			
815-0506	3	*Screw, Governor Ball Spacer			
520-0790	1	Stud, Rotor Through			
520-0798	4	Stud, Generator Through			
301-2308	1	Panel, Control - Upper			
155-0360	1	Muffler, Critical Type			
155-0927	1	Tube, Exhaust			
140-0078	2	Bands, Muffler - Mounted On Housing			
405-1889	1	Shield, Rain			
505-0043	2	Elbow, 90° (1-1/2")			
501-0005	1	Line, Fuel - Flex (18-1/2" Long)			

SPECIAL PARTS LIST FOR **MODEL** 15.0RJC-3CR **SPEC** 6686AB  
 FOR STANDARD PARTS REFER TO **CATALOG** 974-0220 **KEY NO.** 2  
 (PARTS CATALOG ALSO CONTAINS COMPONENTS FOR MAJOR OPTIONAL FEATURES LISTED BELOW)  
**WIRING DIAGRAM NO.** (ENG)612-5487-01 (AC)612-5485-01

PART NO.	QTY.	DESCRIPTION	PART NO.	QTY.	DESCRIPTION
LPG Liquid Carburetor					
520-0798	4	Stud, Generator Through			
520-0790	1	Stud, Rotor Through			
301-2019	1	Panel, Control - Upper			
105-0218	1	Gear, Camshaft (Includes Spacer And Plate) (Consists Of Following Parts Marked With *)			
105-0465	1	*Gear, Camshaft			
150-1674	1	*Spacer, Governor Ball			
150-0773	1	*Plate, Governor Ball Bearing			
815-0506	3	*Screw, Governor Ball Spacer			
405-1157	1	Flange, Air Duct Adpater			

SPECIAL PARTS LIST FOR MODEL 15.0RJC-4XR SPEC 7530AB  
 FOR STANDARD PARTS REFER TO CATALOG 974-0220 KEY NO. 2  
 (PARTS CATALOG ALSO CONTAINS COMPONENTS FOR MAJOR OPTIONAL FEATURES LISTED BELOW)  
 WIRING DIAGRAM NO. (ENG) 612-5487-01 (AC) 612-5501-02

PART NO.	QTY.	DESCRIPTION	PART NO.	QTY.	DESCRIPTION
Engine Coolant Heater					
LPG Vapor Carburetor					
Oil Base Heater					
520-0798	4	Stud, Generator Through			
520-0790	1	Stud, Rotor Through			
301-2308	1	Panel, Control - Upper			
105-0218	1	Gear, Camshaft (Includes Spacer And Plate) (Consists Of Following Parts Marked With *)			
105-0465	1	*Gear, Camshaft			
150-1674	1	*Spacer, Governor Ball			
150-0773	1	*Plate, Governor Ball Bearing			
815-0506	3	*Screw, Governor Ball Spacer			



SPECIAL PARTS LIST FOR MODEL 15.0RJC-4R SPEC 9365AB  
 FOR STANDARD PARTS REFER TO CATALOG 974-0220 KEY NO. 2  
 (PARTS CATALOG ALSO CONTAINS COMPONENTS FOR MAJOR OPTIONAL FEATURES LISTED BELOW)

WIRING DIAGRAM NO. (ENG) 612-5487-01 (AC) 612-5500-07

PART NO.	QTY.	DESCRIPTION	PART NO.	QTY.	DESCRIPTION
Housed Unit					
Gas - Gasoline Carburetor					
Engine Coolant Heater					
Oil Base Heater					
520-0798	4	Stud, Generator Through			
520-0790	1	Stud, Rotor Through			
301-2204	1	Panel, Control - Upper			
105-0218	1	Gear, Camshaft (Includes Spacer And Plate) (Consists Of Following Parts Marked With *)			
105-0465	1	*Gear, Camshaft			
150-1674	1	*Spacer, Governor Ball			
150-0773	1	*Plate, Governor Ball Bearing			
815-0506	3	*Screw, Governor Ball Spacer			

SPECIAL PARTS LIST FOR **MODEL** 15.0RJC-4XR **SPEC** 9453AB  
 FOR STANDARD PARTS REFER TO **CATALOG** 974-0220 **KEY NO.** 2  
 (PARTS CATALOG ALSO CONTAINS COMPONENTS FOR MAJOR OPTIONAL FEATURES LISTED BELOW)

**WIRING DIAGRAM NO.** (ENG) 612-5487-01 (AC) 612-5501-0.

PART NO.	QTY.	DESCRIPTION	PART NO.	QTY.	DESCRIPTION
Overspeed Cut Off					
520-0798	4	Stud, Generator Through			
520-0790	1	Stud, Rotor Through			
301-2308	1	Panel, Control - Upper			
105-0218	1	Gear, Camshaft (Includes Spacer And Plate) (Consists Of Following Parts Marked With *)			
105-0465	1	*Gear, Camshaft			
150-1674	1	*Spacer, Governor Ball			
150-0773	1	*Plate, Governor Ball Bearing			
815-0506	3	*Screw, Governor Ball Spacer			

SPECIAL PARTS LIST FOR MODEL 15.0RJC-3R SPEC 9820AB  
 FOR STANDARD PARTS REFER TO CATALOG 974-0220 KEY NO. 2  
 (PARTS CATALOG ALSO CONTAINS COMPONENTS FOR MAJOR OPTIONAL FEATURES LISTED BELOW)

WIRING DIAGRAM NO. (ENG) 612-5487-01 (AC) 612-5486-07

PART NO.	QTY.	DESCRIPTION	PART NO.	QTY.	DESCRIPTION
Housed Unit					
Gas - Gasoline Carburetor					
Mounted Fuel Tank					
Engine Coolant Heater					
Oil Base Heater					
520-0798	4	Stud, Generator Through			
520-0790	1	Stud, Rotor Through			
301-2288	1	Panel, Control - Upper			
105-0218	1	Gear, Camshaft (Includes Spacer And Plate) (Consists Of Following Parts Marked With *)			
105-0465	1	*Gear, Camshaft			
150-1674	1	*Spacer, Governor Ball			
150-0773	1	*Plate, Governor Ball Bearing			
815-0506	3	*Screw, Governor Ball Spacer			
501-0005	1	Line, Fuel-Flex (18-1/2" Long)			

SPECIAL PARTS LIST FOR **MODEL** 15.0RJC-4XR **SPEC** 11335AB  
 FOR STANDARD PARTS REFER TO **CATALOG** 974-0220 **KEY NO.** 2  
 (PARTS CATALOG ALSO CONTAINS COMPONENTS FOR MAJOR OPTIONAL FEATURES LISTED BELOW)

**WIRING DIAGRAM NO.** (ENG)612-5487-01 (AC)612-5501-05

PART NO.	QTY.	DESCRIPTION	PART NO.	QTY.	DESCRIPTION
Housed Unit					
Muffler Mounted On Housing					
Engine Coolant Heater					
Oil Base Heater					
High Compression Pistons					
520-0798	4	Stud, Generator Through			
520-0790	1	Stud, Rotor Through			
301-2308	1	Panel, Control - Upper			
155-0360	1	Muffler, Critical Type			
155-0927	1	Tube, Exhaust			
140-0078	2	Bands, Muffler - Mounted On Housing			
405-1889	1	Shield, Rain			
505-0043	2	Elbow, 90° (1-1/2")			
105-0218	1	Gear, Camshaft (Includes Spacer And Plate)(Consists Of Following Parts Marked With *)			
105-0465	1	*Gear, Camshaft			
150-1674	1	*Spacer, Governor Ball			
150-0773	1	*Plate, Governor Ball Bearing			
815-0506	3	*Screw, Governor Ball Spacer			

SPECIAL PARTS LIST FOR **MODEL** 15.0RJC-4R **SPEC** 11913AB  
**FOR STANDARD PARTS REFER TO CATALOG** 974-0220 **KEY NO.** 2  
(PARTS CATALOG ALSO CONTAINS COMPONENTS FOR MAJOR OPTIONAL FEATURES LISTED BELOW)

**WIRING DIAGRAM NO.** (ENG) 612-5509-01 (AC) 612-5500-07

PART NO.	QTY.	DESCRIPTION	PART NO.	QTY.	DESCRIPTION
		Housed Unit			
		Overspeed Cut Off			
		LPG Vapor Carburetor			
		Engine Coolant Heater			
		Oil Base Heater			
		Low Oil Pressure Cut Off			
		High Water Temperature Cut Off			
		Overcrank Cut Off			
520-0798	4	Stud, Generator Through			
520-0790	1	Stud, Rotor Through			
301-2204	1	Panel, Control - Upper			
105-0218	1	Gear, Camshaft (Includes Spacer And Plate) (Consists Of Following Parts Marked With *)			
105-0465	1	*Gear, Camshaft			
150-1674	1	*Spacer, Governor Ball			
150-0773	1	*Plate, Governor Ball Bearing			
815-0506	3	*Screw, Governor Ball Spacer			
301-2125	1	Panel, Control - Lower			
307-0655	3	Relay, Low Oil Pressure, High Water Temperature, & Overspeed Shutdown			
322-0004	3	Lamp, Panel, Low Oil Pressure High Water Temperature, & Overspeed			
322-0069	3	Holder, Lamp			
332-1005	1	Block, Terminal (20 Place)			
332-1006	1	Strip, Marker (20 Place)			

SPECIAL PARTS LIST FOR **MODEL** 15.0RJC-18R **SPEC** 13615AB  
 FOR STANDARD PARTS REFER TO **CATALOG** 974-0220 **KEY NO.** 4  
 (PARTS CATALOG ALSO CONTAINS COMPONENTS FOR MAJOR OPTIONAL FEATURES LISTED BELOW)

**WIRING DIAGRAM NO.** (ENG) 612-5487-01 (AC) 612-5485-02

PART NO.	QTY.	DESCRIPTION	PART NO.	QTY.	DESCRIPTION
		City Water Cooled			
		Water Cooled Manifold			
		Heat Exchanger			
		High Compression Pistons			
		Natural Gas Carburetor			
505-0266	1	Plug, Pipe - Recessed Head - Exhaust Manifold (3/8")			
504-0006	1	Cock, Drain - Pipe - Exhaust Manifold (1/8")			
517-0059	1	Plug, Expansion - Brass (1-7/16" OD X .083) Exhaust Manifold			
105-0218	1	Gear, Camshaft (Includes Spacer And Plate) (Consists Of Following Parts Marked With *)			
105-0465	1	*Gear, Camshaft			
150-1674	1	*Spacer, Governor Ball			
150-0773	1	*Plate, Governor Ball Bearing			
815-0506	3	*Screw, Governor Ball Spacer			
520-0798	4	Stud, Generator Through			
520-0790	1	Stud, Rotor Through			
301-2019	1	Panel, Control - Upper			

SPECIAL PARTS LIST FOR MODEL 15.0RJC-18R SPEC 14668AB  
 FOR STANDARD PARTS REFER TO CATALOG 974-0220 KEY NO. 2  
 (PARTS CATALOG ALSO CONTAINS COMPONENTS FOR MAJOR OPTIONAL FEATURES LISTED BELOW)  
 WIRING DIAGRAM NO. (ENG) 612-5487-01 (AC) 612-5485-02

PART NO.	QTY.	DESCRIPTION	PART NO.	QTY.	DESCRIPTION
Gas - Gasoline Carburetor					
520-0799	4	Stud, Generator Through			
520-0791	1	Stud, Rotor Through			
301-2019	1	Panel, Control - Upper			
105-0218	1	Gear, Camshaft (Includes Spacer And Plate) (Consists Of Following Parts Marked With *)			
105-0465	1	*Gear, Camshaft			
150-1674	1	*Spacer, Governor Ball			
150-0773	1	*Plate, Governor Ball Bearing			
815-0506	3	*Screw, Governor Ball Spacer			
201-2159	1	Rotor Assembly, Wound			
220-2044	1	Stator, Wound			

SPECIAL PARTS LIST FOR **MODEL** 15.0RJC-18R **SPEC** 14759AB  
 FOR STANDARD PARTS REFER TO **CATALOG** 974-0220 **KEY NO.** 2  
 (PARTS CATALOG ALSO CONTAINS COMPONENTS FOR MAJOR OPTIONAL FEATURES LISTED BELOW)  
**WIRING DIAGRAM NO.** (ENG)612-5487-01 (AC)612-5485-02

PART NO.	QTY.	DESCRIPTION	PART NO.	QTY.	DESCRIPTION
Gas - Gasoline Carburetor					
Engine Coolant Heater					
Oil Base Heater					
520-0799	4	Stud, Generator Through			
520-0791	1	Stud, Rotor Through			
301-2019	1	Panel, Control - Upper			
105-0218	1	Gear, Camshaft (Includes Spacer And Plate) (Consists Of Following Parts Marked With *)			
105-0465	1	*Gear, Camshaft			
150-1674	1	*Spacer, Governor Ball			
150-0773	1	*Plate, Governor Ball Bearing			
815-0506	3	*Screw, Governor Ball Spacer			
201-2159	1	Rotor Assembly, Wound			
220-2044	1	Stator, Wound			
405-1157	1	Flange, Air Duct Adapter			



SPECIAL PARTS LIST FOR MODEL 15.0RJC-18R SPEC 15169AB  
 FOR STANDARD PARTS REFER TO CATALOG 974-0220 KEY NO. 2  
 (PARTS CATALOG ALSO CONTAINS COMPONENTS FOR MAJOR OPTIONAL FEATURES LISTED BELOW)

WIRING DIAGRAM NO. (ENG) 612-5487-01 (AC) 612-5485-(

PART NO.	QTY.	DESCRIPTION	PART NO.	QTY.	DESCRIPTION
Engine Coolant Heater					
Oil Base Heater					
520-0799	4	Stud, Generator Through			
520-0791	1	Stud, Rotor Through			
301-2019	1	Panel, Control - Upper			
105-0218	1	Gear, Camshaft (Includes Spacer And Plate) (Consists Of Following Parts Marked With *)			
105-0465	1	*Gear, Camshaft			
150-1674	1	*Spacer, Governor Ball			
150-0773	1	*Plate, Governor Ball Bearing			
815-0506	3	*Screw, Governor Ball Spacer			
201-2159	1	Rotor Assembly, Wound			
220-2044	1	Stator, Wound			
405-1157	1	Flange, Air Duct Adapter			

SPECIAL PARTS LIST FOR **MODEL** 15.0RJC-4R131 **SPEC** 15785AB  
 FOR STANDARD PARTS REFER TO **CATALOG** 974-0220 **KEY NO.** 2  
 (PARTS CATALOG ALSO CONTAINS COMPONENTS FOR MAJOR OPTIONAL FEATURES LISTED BELOW)  
**WIRING DIAGRAM NO.** (ENG)612-5497-02 (AC)612-5500-02

PART NO.	QTY.	DESCRIPTION	PART NO.	QTY.	DESCRIPTION
Note: Pennsylvania Approved LPG Vapor Carburetor Overspeed Cut Off Low Oil Pressure Cut Off-Dual Senders High Water Temperature Cut Off-Dual Senders Overcrank Cut Off					
520-0798	4	Stud, Generator Through			
520-0790	1	Stud, Rotor Through			
301-2204	1	Panel, Control - Upper			
301-2125	1	Panel, Control - Lower			
307-0655	3	Relay, Low Oil Pressure, High Water Temperature & Overspeed Shutdown			
322-0004	3	Lamp, Panel, Low Oil Pressure High Water Temperature, & Overspeed			
322-0069	3	Holder, Lamp			
307-0819	3	Relay, Low Oil Pressure, High Water Temperature, & Low Engine Temperature			
307-0848	1	Relay, Oil Pressure - Time Delay 15 Second			
323-0321	3	Socket, 8 Contact - Octal Type			
307-1157	1	Spring, Relay Holddown			
307-1143	1	Relay, Generating			
323-0760	1	Socket, Relay			
332-0943	2	Spacer, Relay Socket			
307-0778	3	Spring, Holddown			
332-1005	1	Block, Terminal (20 Place)			
332-1006	1	Strip, Marker (20 Place)			
301-3241	1	Bracket, Relay Mounting			
301-2393	1	Bracket, Relay Mounting			
332-0612	1	Strip, Marker (3 Place)			
332-0611	2	Block, Terminal (3 Place)			
149-0558	1	Strainer, Regulator			
307-0829	1	Kit, Coil Replacement			
416-0325	1	Hydrometer, 3 Color Scale - Battery Tester			
308-0005	1	Switch, Selector			
105-0218	1	Gear, Camshaft (Includes Spacer And Plate) (Consists Of Following Parts Marked With *)			
105-0465	1	*Gear, Camshaft			
150-1674	1	*Spacer, Governor Ball			
150-0773	1	*Plate, Governor Ball Bearing			
815-0506	3	*Screw, Governor Ball Spacer			
405-1157	1	Flange, Air Duct Adapter			

SPECIAL PARTS LIST FOR **MODEL** 15.0RJC-4R **SPEC** 15865AB  
 FOR STANDARD PARTS REFER TO **CATALOG** 974-0220 **KEY NO.** 2  
 (PARTS CATALOG ALSO CONTAINS COMPONENTS FOR MAJOR OPTIONAL FEATURES LISTED BELOW)

**WIRING DIAGRAM NO.** (ENG) 612-5487-01 (AC) 612-5500-01

PART NO.	QTY.	DESCRIPTION	PART NO.	QTY.	DESCRIPTION
Natural Gas Carburetor					
High Compression Pistons					
Overspeed Cut Off					
520-0798	4	Stud, Generator Through			
520-0790	1	Stud, Rotor Through			
301-2204	1	Panel, Control - Upper			
105-0218	1	Gear, Camshaft (Includes Spacer And Plate) (Consists Of Following Parts Marked With *)			
105-0465	1	*Gear, Camshaft			
150-1674	1	*Spacer, Governor Ball			
150-0773	1	*Plate, Governor Ball Bearing			
815-0506	3	*Screw, Governor Ball Spacer			

SPECIAL PARTS LIST FOR **MODEL** 15.0RJC-9XR **SPEC** 15865AB  
 FOR STANDARD PARTS REFER TO **CATALOG** 974-0220 **KEY NO.** 2  
 (PARTS CATALOG ALSO CONTAINS COMPONENTS FOR MAJOR OPTIONAL FEATURES LISTED BELOW)

**WIRING DIAGRAM NO.** (ENG) 612-5487-01 (AC) 612-5511-02

PART NO.	QTY.	DESCRIPTION	PART NO.	QTY.	DESCRIPTION
Overspeed Cut Off					
Natural Gas Carburetor					
High Compression Pistons					
520-0798	4	Stud, Generator Through			
520-0790	1	Stud, Rotor Through			
301-3736	1	Panel, Control - Upper			
105-0218	1	Gear, Camshaft (Includes Spacer And Plate) (Consists Of Following Parts Marked With *)			
105-0465	1	*Gear, Camshaft			
150-1674	1	*Spacer, Governor Ball			
150-0773	1	*Plate, Governor Ball Bearing			
815-0506	3	*Screw, Governor Ball Spacer			

SPECIAL PARTS LIST FOR **MODEL** 15.0RJC-3R **SPEC** 16154AB  
 FOR STANDARD PARTS REFER TO **CATALOG** 974-0220 **KEY NO.** 2  
 (PARTS CATALOG ALSO CONTAINS COMPONENTS FOR MAJOR OPTIONAL FEATURES LISTED BELOW)

**WIRING DIAGRAM NO.** (ENG) 612-5509-01 (AC) 612-5486-17

PART NO.	QTY.	DESCRIPTION	PART NO.	QTY.	DESCRIPTION
Housed Unit					
Engine Coolant Heater					
Oil Base Heater					
Overspeed Cut Off					
Low Oil Pressure Cut Off					
High Water Temperature Cut Off					
Overcrank Cut Off					
520-0798	4	Stud, Generator Through			
520-0790	1	Stud, Rotor Through			
301-2288	1	Panel, Control - Upper			
105-0218	1	Gear, Camshaft (Includes Spacer And Plate) (Consists Of Following Parts Marked With *)			
105-0465	1	*Gear, Camshaft			
150-1674	1	*Spacer, Governor Ball			
150-0773	1	*Plate, Governor Ball Bearing			
815-0506	3	*Screw, Governor Ball Spacer			
301-2125	1	Panel, Control - Lower			
307-0655	3	Relay, Low Oil Pressure, High Water Temperature, & Overspeed Shutdown			
322-0004	3	Lamp, Panel, Low Oil Pressure High Water Temperature, & Overspeed			
322-0069	3	Holder, Lamp			
332-1005	1	Block, Terminal (20 Place)			
332-1006	1	Strip, Marker (20 Place)			

SPECIAL PARTS LIST FOR MODEL 15.0RJC-4R SPEC 16841AB  
 FOR STANDARD PARTS REFER TO CATALOG 974-0220 KEY NO. 4  
 (PARTS CATALOG ALSO CONTAINS COMPONENTS FOR MAJOR OPTIONAL FEATURES LISTED BELOW)

WIRING DIAGRAM NO. (ENG)612-5509-01 (AC)612-5500-12

PART NO.	QTY.	DESCRIPTION	PART NO.	QTY.	DESCRIPTION
City Water Cooled					
Water Cooled Manifold					
Natural Gas Carburetor					
High Compression Pistons					
Overspeed Cut Off					
Low Oil Pressure Cut Off					
High Water Temperature Cut Off					
Overcrank Cut Off					
517-0059	1	Plug, Expansion - Exhaust Manifold (Brass) (1-7/16"OD)			
520-0798	4	Stud, Generator Through			
520-0790	1	Stud, Rotor Through			
301-2204	1	Panel, Control - Upper			
105-0218	1	Gear, Camshaft (Includes Spacer And Plate) (Consists Of Following Parts Marked With *)			
105-0465	1	*Gear, Camshaft			
150-1674	1	*Spacer, Governor Ball			
150-0773	1	*Plate, Governor Ball Bearing			
815-0506	3	*Screw, Governor Ball Spacer			
301-2125	1	Panel, Control - Lower			
307-0655	3	Relay, Low Oil Pressure, High Water Temperature, & Overspeed Shutdown			
322-0004	3	Lamp, Panel, Low Oil Pressure High Water Temperature, & Overspeed			
322-0069	3	Holder, Lamp			
332-1005	1	Block, Terminal (20 Place)			
332-1006	1	Strip, Marker (20 Place)			

SPECIAL PARTS LIST FOR **MODEL** 12.5RJC-4XR31 **SPEC** 17060AB  
**FOR STANDARD PARTS REFER TO CATALOG** 974-0220 **KEY NO.** 1  
(PARTS CATALOG ALSO CONTAINS COMPONENTS FOR MAJOR OPTIONAL FEATURES LISTED BELOW)  
**WIRING DIAGRAM NO.** (ENG)612-5497-02 (AC)612-5501-01

PART NO.	QTY.	DESCRIPTION	PART NO.	QTY.	DESCRIPTION
Note: Pennsylvania Approved Natural Gas Carburetor Overspeed Cut Off Low Oil Pressure Cut Off-Dual Senders High Water Temperature Cut Off-Dual Senders Overcrank Cut Off					
301-2308	1	Panel, Control - Upper			
301-2125	1	Panel, Control - Lower			
307-0655	3	Relay, Low Oil Pressure, High Water Temperature, & Overspeed Shutdown			
322-0004	3	Lamp, Panel, Low Oil Pressure, High Water Temperature, & Overspeed			
322-0069	3	Holder, Lamp			
307-0819	3	Relay, Low Oil Pressure, High Water Temperature, & Low Engine Temperature			
307-0848	1	Relay, Oil Pressure - Time Delay 15 Second			
323-0321	3	Socket, 8 Contact - Octal Type			
307-1157	1	Spring, Relay Holddown			
307-1143	1	Relay, Generating			
323-0760	1	Socket, Relay			
332-0943	2	Spacer, Relay Socket			
307-0778	3	Spring, Holddown			
332-1005	1	Block, Terminal (20 Place)			
332-1006	1	Strip, Marker (20 Place)			
301-3241	1	Bracket, Relay Mounting			
301-2393	1	Bracket, Relay Mounting			
332-0612	1	Strip, Marker (3 Place)			
332-0611	2	Block, Terminal (3 Place)			
149-0558	1	Strainer, Regulator			
307-0829	1	Kit, Coil Replacement			
416-0325	1	Hydrometer, 3 Color Scale - Battery Tester			
308-0005	1	Switch, Selector			
105-0218	1	Gear, Camshaft (Includes Spacer And Plate) (Consists Of Following Parts Marked With *)			
105-0465	1	*Gear, Camshaft			
150-1674	1	*Spacer, Governor Ball			
150-0773	1	*Plate, Governor Ball Bearing			
815-0506	3	*Screw, Governor Ball Spacer			

SPECIAL PARTS LIST FOR **MODEL** 12.5RJC-4R **SPEC** 17065AB  
 FOR STANDARD PARTS REFER TO **CATALOG** 974-0220 **KEY NO.** 1  
 (PARTS CATALOG ALSO CONTAINS COMPONENTS FOR MAJOR OPTIONAL FEATURES LISTED BELOW)  
**WIRING DIAGRAM NO.** (ENG) 612-5540-01 (AC) 612-5500-0

PART NO.	QTY.	DESCRIPTION	PART NO.	QTY.	DESCRIPTION
		Housed Unit			
		Muffler Mounted On Housing			
		Engine Coolant Heater			
		Oil Base Heater			
		Natural Gas Carburetor			
		High Compression Pistons			
		Overspeed Cut Off			
		Low Oil Pressure Cut Off			
		High Water Temperature Cut Off			
		Overcrank Cut Off			
123-1283	1	Filter, Breather Tube			
105-0218	1	Gear, Camshaft (Includes Spacer And Plate) (Consists Of Following Parts Marked With *)			
105-0465	1	*Gear, Camshaft			
150-1674	1	*Spacer, Governor Ball			
150-0773	1	*Plate, Governor Ball Bearing			
815-0506	3	*Screw, Governor Ball Spacer			
301-2204	1	Panel, Control - Upper			
301-2125	1	Panel, Control - Lower			
307-0655	3	Relay, Low Oil Pressure, High Water Temperature, & Overspeed Shutdown			
322-0004	3	Lamp, Panel, Low Oil Pressure, High Water Temperature, & Overspeed			
322-0069	3	Holder, Lamp			
307-0819	1	Relay, Low Engine Temperature			
323-0321	1	Socket, 8 Contact - Octal Type			
307-1157	1	Spring, Relay Holddown			
307-1143	1	Relay, Generating			
323-0760	1	Socket, Relay			
332-0943	2	Spacer, Relay Socket			
307-0778	3	Spring, Holddown			
332-1005	1	Block, Terminal (20 Place)			
332-1006	1	Strip, Marker (20 Place)			
301-3241	1	Bracket, Relay Mounting			
155-0360	1	Muffler, Critical Type			
155-0927	1	Tube, Exhaust			
140-0078	2	Bands, Muffler - Mounted On Housing			
405-1889	1	Shield, Rain			
505-0043	2	Elbow, 90° (1-1/2")			



**Power  
Generation**

January 1, 1980

Revised April 1, 1980

Redistribution or publication of this document  
by any means, is strictly prohibited.



SPECIAL PARTS LIST FOR MODEL 15.0RJC-4XR SPEC 17065AB  
 FOR STANDARD PARTS REFER TO CATALOG 974-0220 KEY NO. 2  
 (PARTS CATALOG ALSO CONTAINS COMPONENTS FOR MAJOR OPTIONAL FEATURES LISTED BELOW)

WIRING DIAGRAM NO. (ENG)612-5540-01 (AC)612-5501-05

PART NO.	QTY.	DESCRIPTION	PART NO.	QTY.	DESCRIPTION
Housed Unit					
Muffler Mounted On Housing					
Engine Coolant Heater					
Oil Base Heater					
Natural Gas Carburetor					
High Compression Pistons					
Overspeed Cut Off					
Low Oil Pressure Cut Off					
High Water Temperature Cut Off					
Overcrank Cut Off					
520-0798	4	Stud, Generator Through			
520-0790	1	Stud, Rotor Through			
105-0218	1	Gear, Camshaft (Includes Spacer And Plate) (Consists Of Following Parts Marked With *)			
105-0465	1	*Gear, Camshaft			
150-1674	1	*Spacer, Governor Ball			
150-0773	1	*Plate, Governor Ball Bearing			
815-0506	3	*Screw, Governor Ball Spacer			
301-2308	1	Panel, Control - Upper			
301-2125	1	Panel, Control - Lower			
307-0655	3	Relay, Low Oil Pressure, High Water Temperature, & Overspeed Shutdown			
322-0004	3	Lamp, Panel, Low Oil Pressure, High Water Temperature, & Overspeed			
322-0069	3	Holder, Lamp			
307-0819	1	Relay, Low Engine Temperature			
323-0321	1	Socket, 8 Contact - Octal Type			
307-1157	1	Spring, Relay Holddown			
307-1143	1	Relay, Generating			
323-0760	1	Socket, Relay			
332-0943	2	Spacer, Relay Socket			
307-0778	3	Spring, Holddown			
332-1005	1	Block, Terminal (20 Place)			
332-1006	1	Strip, Marker (20 Place)			
301-3241	1	Bracket, Relay Mounting			
155-0360	1	Muffler, Critical Type			
155-0927	1	Tube, Exhaust			
140-0078	2	Bands, Muffler - Mounted On Housing			
405-1889	1	Shield, Rain			
505-0043	2	Elbow, 90° (1-1/2")			

SPECIAL PARTS LIST FOR MODEL 15.0RJC-4R SPEC 17455AB  
 FOR STANDARD PARTS REFER TO CATALOG 974-0220 KEY NO. 2  
 (PARTS CATALOG ALSO CONTAINS COMPONENTS FOR MAJOR OPTIONAL FEATURES LISTED BELOW)

WIRING DIAGRAM NO. (ENG)612-5497-01 (AC)612-5500-07

PART NO.	QTY.	DESCRIPTION	PART NO.	QTY.	DESCRIPTION
Housed Unit					
Engine Coolant Heater					
Natural Gas Carburetor					
High Compression Pistons					
Oil Base Heater					
Overspeed Cut Off					
Low Oil Pressure Cut Off-Dual Senders					
High Water Temperature Cut Off-Dual Senders					
Overcrank Cut Off					
520-0798	4	Stud, Generator Through			
520-0790	1	Stud, Rotor Through			
105-0218	1	Gear, Camshaft (Includes Spacer And Plate)(Consists Of Following Parts Marked With *)			
105-0465	1	*Gear, Camshaft			
150-1674	1	*Spacer, Governor Ball			
150-0773	1	*Plate, Governor Ball Bearing			
815-0506	3	*Screw, Governor Ball Spacer			
301-2125	1	Panel, Control - Lower			
307-0655	3	Relay, Low Oil Pressure, High Water Temperature, & Overspeed Shutdown			
322-0004	3	Lamp, Panel, Low Oil Pressure High Water Temperature, & Overspeed			
322-0069	3	Holder, Lamp			
307-0819	3	Relay, Low Oil Pressure, High Water Temperature, & Low Engine Temperature			
307-0848	1	Relay, Oil Pressure - Time Delay 15 Second			
323-0321	3	Socket, 8 Contact - Octal Type			
307-1157	1	Spring, Relay Holddown			
307-1143	1	Relay, Generating			
323-0760	1	Socket, Relay			
332-0943	2	Spacer, Relay Socket			
307-0778	3	Spring, Holddown			
332-1005	1	Block, Terminal (20 Place)			
332-1006	1	Strip, Marker (20 Place)			
301-3241	1	Bracket, Relay Mounting			
301-2393	1	Bracket, Relay Mounting			
332-0612	1	Strip, Marker (3 Place)			
332-0611	2	Block, Terminal (3 Place)			
301-2204	1	Panel, Control - Upper			

SPECIAL PARTS LIST FOR MODEL 15.0RJC-4R SPEC 17615AB  
 FOR STANDARD PARTS REFER TO CATALOG 974-0220 KEY NO. 2  
 (PARTS CATALOG ALSO CONTAINS COMPONENTS FOR MAJOR OPTIONAL FEATURES LISTED BELOW)

WIRING DIAGRAM NO. (ENG) 612-5497-01 (AC) 612-5500-02

PART NO.	QTY.	DESCRIPTION	PART NO.	QTY.	DESCRIPTION
Natural Gas Carburetor					
High Compression Pistons					
Overspeed Cut Off					
Low Oil Pressure Cut Off-Dual Senders					
High Water Temperature Cut Off-Dual Senders					
Overcrank Cut Off					
105-0218	1	Gear, Camshaft (Includes Spacer And Plate)(Consists Of Following Parts Marked With *)			
105-0465	1	*Gear, Camshaft			
150-1674	1	*Spacer, Governor Ball			
150-0773	1	*Plate, Governor Ball Bearing			
815-0506	3	*Screw, Governor Ball Spacer			
520-0798	4	Stud, Generator Through			
520-0790	1	Stud, Rotor Through			
301-2125	1	Panel, Control - Lower			
307-0655	3	Relay, Low Oil Pressure, High Water Temperature, & Overspeed Shutdown			
322-0004	3	Lamp, Panel, Low Oil Pressure, High Water Temperature, & Overspeed			
322-0069	3	Holder, Lamp			
307-0819	3	Relay, Low Oil Pressure, High Water Temperature, & Low Engine Temperature			
307-0848	1	Relay, Oil Pressure - Time Delay 15 Second			
323-0321	3	Socket, 8 Contact - Octal Type			
307-1157	1	Spring, Relay Holddown			
307-1143	1	Relay, Generating			
323-0760	1	Socket, Relay			
332-0943	2	Spacer, Relay Socket			
307-0778	3	Spring, Holddown			
332-1005	1	Block, Terminal (20 Place)			
332-1006	1	Strip, Marker (20 Place)			
301-3241	1	Bracket, Relay Mounting			
301-2393	1	Bracket, Relay Mounting			
332-0612	1	Strip, Marker (3 Place)			
332-0611	2	Block, Terminal (3 Place)			
301-2204	1	Panel, Control - Upper			

SPECIAL PARTS LIST FOR **MODEL** 15.0RJC-3CR131 **SPEC** 19429AB  
**FOR STANDARD PARTS REFER TO CATALOG** 974-0220 **KEY NO.** 2  
**(PARTS CATALOG ALSO CONTAINS COMPONENTS FOR MAJOR OPTIONAL FEATURES LISTED BELOW)**  
**WIRING DIAGRAM NO.** (ENG)612-5497-02 (AC)612-5499-01

PART NO.	QTY.	DESCRIPTION	PART NO.	QTY.	DESCRIPTION
Note: Pennsylvania Approved LPG Vapor Carburetor Overspeed Cut Off Low Oil Pressure Cut Off-Dual Senders High Water Temperature Cut Off-Dual Senders Overcrank Cut Off					
520-0798	4	Stud, Generator Through			
520-0790	1	Stud, Rotor Through			
301-1788	1	Panel, Control - Upper			
301-2125	1	Panel, Control - Lower			
307-0655	3	Relay, Low Oil Pressure, High Water Temperature, & Overspeed Shutdown			
322-0004	3	Lamp, Panel, Low Oil Pressure, High Water Temperature, & Overspeed			
322-0069	3	Holder, Lamp			
307-0819	3	Relay, Low Oil Pressure, High Water Temperature, & Low Engine Temperature			
307-0848	1	Relay, Oil Pressure - Time Delay 15 Second			
323-0321	3	Socket, 8 Contact - Octal Type			
307-1157	1	Spring, Relay Holddown			
307-1143	1	Relay, Generating			
323-0760	1	Socket, Relay			
332-0943	2	Spacer, Relay Socket			
307-0778	3	Spring, Holddown			
332-1005	1	Block, Terminal (20 Place)			
332-1006	1	Strip, Marker (20 Place)			
301-3241	1	Bracket, Relay Mounting			
301-2393	1	Bracket, Relay Mounting			
332-0612	1	Strip, Marker (3 Place)			
332-0611	2	Block, Terminal (3 Place)			
149-0558	1	Strainer, Regulator			
307-0829	1	Kit, Coil Replacement			
416-0325	1	Hydrometer, 3 Color Scale - Battery Tester			
308-0005	1	Switch, Selector			
105-0218	1	Gear, Camshaft (Includes Spacer And Plate)(Consists Of Following Parts Marked With *)			
105-0465	1	*Gear, Camshaft			
150-1674	1	*Spacer, Governor Ball			
150-0773	1	*Plate, Governor Ball Bearing			
815-0506	3	*Screw, Governor Ball Spacer			

SPECIAL PARTS LIST FOR MODEL 12.5RJC-3R SPEC 21684AB  
 FOR STANDARD PARTS REFER TO CATALOG 974-0220 KEY NO. 1  
 (PARTS CATALOG ALSO CONTAINS COMPONENTS FOR MAJOR OPTIONAL FEATURES LISTED BELOW)

WIRING DIAGRAM NO. (ENG)612-5763-01 (AC)612-5486-01

PART NO.	QTY.	DESCRIPTION	PART NO.	QTY.	DESCRIPTION
Control Box Heater			309-0128	1	++Thermostat - Open At 105 <sup>0</sup> +5 <sup>0</sup>
Engine Coolant Heater			301-1886	1	++Cover, Thermostat
Oil Base Heater			335-0110	1	++Cord Assembly
Overspeed Cut Off					
Low Oil Pressure Cut Off-Dual Senders					
High Water Temperature Cut Off-Dual Senders					
Overcrank Cut Off					
105-0218	1	Gear, Camshaft (Includes Spacer And Plate)(Consists Of Following Parts Marked With *)			
105-0465	1	*Gear, Camshaft			
150-1674	1	*Spacer, Governor Ball			
150-0773	1	*Plate, Governor Ball Bearing			
815-0506	3	*Screw, Governor Ball Spacer			
301-2288	1	Panel, Control - Upper			
301-2125	1	Panel, Control - Lower			
307-0655	3	Relay, Low Oil Pressure, High Water Temperature, & Overspeed Shutdown			
322-0004	3	Lamp, Panel, Low Oil Pressure High Water Temperature, & Overspeed			
322-0069	3	Holder, Lamp			
307-0819	4	Relay, Low Oil Pressure, High Water Temperature, Low Engine Temperature & Run			
307-0848	1	Relay, Oil Pressure - Time Delay 15 Second			
323-0321	4	Socket, 8 Contact - Octal Type			
307-1157	1	Spring, Relay Holddown			
307-1143	1	Relay, Generating			
323-0760	1	Socket, Relay			
332-0943	2	Spacer, Relay Socket			
307-0778	4	Spring, Holddown			
332-1005	1	Block, Terminal (20 Place)			
301-2393	2	Bracket, Relay Mounting			
332-0612	1	Strip, Marker (3 Place)			
332-0611	2	Block, Terminal (3 Place)			
307-0597	1	Relay, Alarm			
332-1007	1	Strip, Marker			
332-2027	1	Strip, Marker (Use Blank Side)			
332-2025	1	Block, Terminal (7 Place)			
405-1157	1	Flange, Air Duct Adapter			
625-0477		Control Box Heater Consists Of Following: (Parts Marked With ++)			
333-0151	1	++Heater, 300 Watt, 240 Volt (75 Watt At 120 Volt)			

SPECIAL PARTS LIST FOR **MODEL** 12.5RJC-18R **SPEC** 21692AB  
 FOR STANDARD PARTS REFER TO **CATALOG** 974-0220 **KEY NO.** 2  
 (PARTS CATALOG ALSO CONTAINS COMPONENTS FOR MAJOR OPTIONAL FEATURES LISTED BELOW)  
**WIRING DIAGRAM NO.** (ENG)612-5497-01 (AC)612-5485-04

PART NO.	QTY.	DESCRIPTION	PART NO.	QTY.	DESCRIPTION
Housed Unit			105-0465	1	*Gear, Camshaft
Gas-Gasoline Carburetor			150-1674	1	*Spacer, Governor Ball
Muffler Mounted On Housing			150-0773	1	*Plate, Governor Ball Bear:
Mounted Fuel Tank			815-0506	3	*Screw, Governor Ball Space
Overspeed Cut Off					
Low Oil Pressure Cut Off-Dual Senders					
High Water Temperature Cut Off-Dual Senders					
Overcrank Cut Off					
502-0053	2	Elbow, Street (45°) - Oil Filter Adapter			
301-2125	1	Panel, Control - Lower			
307-0655	3	Relay, Low Oil Pressure, High Water Temperature, & Overspeed Shutdown			
322-0004	3	Lamp, Panel, Low Oil Pressure High Water Temperature, & Overspeed			
322-0069	3	Holder, Lamp			
307-0819	3	Relay, Low Oil Pressure, High Water Temperature, & Low Engine Temperature			
307-0848	1	Relay, Oil Pressure - Time Delay 15 Second			
323-0321	3	Socket, 8 Contact - Octal Type			
307-1157	1	Spring, Relay Holddown			
307-1143	1	Relay, Generating			
323-0760	1	Socket, Relay			
332-0943	2	Spacer, Relay Socket			
307-0778	3	Spring, Holddown			
332-1005	1	Block, Terminal (20 Place)			
332-1006	1	Strip, Marker (20 Place)			
301-3241	1	Bracket, Relay Mounting			
301-2393	1	Bracket, Relay Mounting			
332-0612	1	Strip, Marker (3 Place)			
332-0611	2	Block, Terminal (3 Place)			
301-2019	1	Panel, Control - Upper			
155-0360	1	Muffler, Critical Type			
155-0927	1	Tube, Exhaust			
140-0078	2	Bands, Muffler - Mounted On Housing			
405-1889	1	Shield, Rain			
505-0043	2	Elbow, 90° (1-1/2")			
501-0005	1	Line, Fuel - Flex (18-1/2" Long)			
105-0218	1	Gear, Camshaft (Includes Spacer And Plate)(Consists Of Following Parts Marked With *)			



SPECIAL PARTS LIST FOR MODEL 15.0RJC-4R31SPEC 21841ABFOR STANDARD PARTS REFER TO CATALOG 974-0220KEY NO. 2

(PARTS CATALOG ALSO CONTAINS COMPONENTS FOR MAJOR OPTIONAL FEATURES LISTED BELOW)

WIRING DIAGRAM NO. (ENG)612-5497-02 (AC)612-5500-07

PART NO.	QTY.	DESCRIPTION	PART NO.	QTY.	DESCRIPTION
Note: Pennsylvania Approved Housed Unit Natural Gas Carburetor Muffler Mounted On Housing Engine Coolant Heater Oil Base Heater Overspeed Cut Off Low Oil Pressure Cut Off-Dual Senders High Water Temperature Cut Off-Dual Senders Overcrank Cut Off			505-0043	2	Elbow, 90° (1-1/2")
			105-0218	1	Gear, Camshaft (Includes Spacer And Plate) (Consists Of Followin Parts Marked With *)
			105-0465	1	*Gear, Camshaft
			150-1674	1	*Spacer, Governor Ball
			150-0773	1	*Plate, Governor Ball Bearing
			815-0506	3	*Screw, Governor Ball Spacer
520-0798	4	Stud, Generator Through			
520-0790	1	Stud, Rotor Through			
301-2204	1	Panel, Control - Upper			
301-2125	1	Panel, Control - Lower			
307-0655	3	Relay, Low Oil Pressure, High Water Temperature & Overspeed Shutdown			
322-0004	3	Lamp, Panel, Low Oil Pressure, High Water Temperature, & Overspeed			
322-0069	3	Holder, Lamp			
307-0819	3	Relay, Low Oil Pressure, High Water Temperature, & Low Engine Temperature			
307-0848	1	Relay, Oil Pressure - Time Delay 15 Second			
323-0321	3	Socket, 8 Contact - Octal Type			
307-1157	1	Spring, Relay Holddown			
307-1143	1	Relay, Generating			
323-0760	1	Socket, Relay			
332-0943	2	Spacer, Relay Socket			
307-0778	3	Spring, Holddown			
332-1005	1	Block, Terminal (20 Place)			
332-1006	1	Strip, Marker (20 Place)			
301-3241	1	Bracket, Relay Mounting			
301-2393	1	Bracket, Relay Mounting			
332-0612	1	Strip, Marker (3 Place)			
332-0611	2	Block, Terminal (3 Place)			
149-0558	1	Strainer, Regulator			
307-0829	1	Kit, Coil Replacement			
416-0325	1	Hydrometer, 3 Color Scale - Battery Tester			
308-0005	1	Switch, Selector			
155-0360	1	Muffler, Critical Type			
155-0927	1	Tube, Exhaust			
140-0078	2	Bands, Muffler - Mounted On Housing			
405-1889	1	Shield, Rain			



Power  
Caterpillar

April 1, 1980

Revised

Redistribution or publication of this document  
by any means, is strictly prohibited.

Page 1 of 1

SPECIAL PARTS LIST FOR MODEL 12.5RJC-5DR SPEC 21901AB  
 FOR STANDARD PARTS REFER TO CATALOG 974-0220 KEY NO. 1  
 (PARTS CATALOG ALSO CONTAINS COMPONENTS FOR MAJOR OPTIONAL FEATURES LISTED BELOW)

WIRING DIAGRAM NO. (ENG)612-5772-01 (AC)612-5502-06

PART NO.	QTY.	DESCRIPTION	PART NO.	QTY.	DESCRIPTION
Housed Unit					
Engine Coolant Heater					
Oil Base Heater					
Day Tank					
Overspeed Cut Off					
Low Oil Pressure Cut Off					
High Water Temperature Cut Off					
Overcrank Cut Off					
105-0218	1	Gear, Camshaft (Includes Spacer And Plate) (Consists Of Following Parts Marked With *)			
105-0465	1	*Gear, Camshaft			
150-1674	1	*Spacer, Governor Ball			
150-0773	1	*Plate, Governor Ball Bearing			
815-0506	3	*Screw, Governor Ball Spacer			
301-2204	1	Panel, Control - Upper			
320-0153	3	Breaker, Circuit - 40 Amp			
301-2125	1	Panel, Control - Lower			
307-0655	3	Relay, Low Oil Pressure, High Water Temperature & Overspeed Shutdown			
322-0004	3	Lamp, Panel, Low Oil Pressure, High Water Temperature, & Overspeed			
322-0069	3	Holder, Lamp			
307-0848	1	Relay, Oil Pressure - Time Delay 15 Second			
323-0321	2	Socket, 8 Contact - Octal Type			
307-1157	1	Spring, Relay Holddown			
307-0778	1	Spring, Holddown			
332-1005	1	Block, Terminal (20 Place)			
332-1006	1	Strip, Marker (20 Place)			
301-3241	1	Bracket, Relay Mounting			
301-2393	1	Bracket, Relay Mounting			
332-0612	2	Strip, Marker (3 Place)			
332-0611	3	Block, Terminal (3 Place)			
307-0696	1	Relay, Cycle Cranker - Time Delay 10 Seconds			
307-0734	1	Relay, Cycle Cranker - Time Delay 5 Seconds			



SPECIAL PARTS LIST FOR MODEL 12.5RJC-4R SPEC 21926AB  
 FOR STANDARD PARTS REFER TO CATALOG 974-0220 KEY NO. 1  
 (PARTS CATALOG ALSO CONTAINS COMPONENTS FOR MAJOR OPTIONAL FEATURES LISTED BELOW)

WIRING DIAGRAM NO. (ENG) 612-5540-01 (AC) 612-5500-01

PART NO.	QTY.	DESCRIPTION	PART NO.	QTY.	DESCRIPTION
Housed Unit					
LPG Vapor Carburetor					
Muffler Mounted On Housing					
Engine Coolant Heater					
Oil Base Heater					
Overspeed Cut Off					
Low Oil Pressure Cut Off					
High Water Temperature Cut Off					
Overcrank Cut Off					
105-0218	1	Gear, Camshaft (Includes Spacer And Plate) (Consists Of Following Parts Marked With *)			
105-0465	1	*Gear, Camshaft			
150-1674	1	*Spacer, Governor Ball			
150-0773	1	*Plate, Governor Ball Bearing			
815-0506	3	*Screw, Governor Ball Spacer			
301-2204	1	Panel, Control - Upper			
301-2125	1	Panel, Control - Lower			
307-0655	3	Relay, Low Oil Pressure, High Water Temperature, & Overspeed Shutdown			
322-0004	3	Lamp, Panel, Low Oil Pressure, High Water Temperature, & Overspeed			
322-0069	3	Holder, Lamp			
307-0819	1	Relay, Low Engine Temperature			
323-0321	1	Socket, 8 Contact - Octal Type			
307-1157	1	Spring, Relay Holddown			
307-1143	1	Relay, Generating			
323-0760	1	Socket, Relay			
332-0943	2	Spacer, Relay Socket			
307-0778	3	Spring, Holddown			
332-1005	1	Block, Terminal (20 Place)			
332-1006	1	Strip, Marker (20 Place)			
301-3241	1	Bracket, Relay Mounting			
155-0360	1	Muffler, Critical Type			
155-0927	1	Tube, Exhaust			
140-0078	2	Bands, Muffler - Mounted On Housing			
405-1889	1	Shield, Rain			
505-0043	2	Elbow, 90° (1-1/2")			

SPECIAL PARTS LIST FOR **MODEL** 15.0RJC-18R **SPEC** 21986AB  
 FOR STANDARD PARTS REFER TO **CATALOG** 974-0220 **KEY NO.** 2  
 (PARTS CATALOG ALSO CONTAINS COMPONENTS FOR MAJOR OPTIONAL FEATURES LISTED BELOW)

**WIRING DIAGRAM NO.** (ENG) 612-5487-01 (AC) 612-5485-04

PART NO.	QTY.	DESCRIPTION	PART NO.	QTY.	DESCRIPTION
Housed Unit					
Engine Coolant Heater					
Oil Base Heater					
Gas - Gasoline Carburetor					
520-0799	4	Stud, Generator Through			
520-0791	1	Stud, Rotor Through			
301-2019	1	Panel, Control - Upper			
105-0218	1	Gear, Camshaft (Includes Spacer And Plate) (Consists Of Following Parts Marked With *)			
105-0465	1	*Gear, Camshaft			
150-1674	1	*Spacer, Governor Ball			
150-0773	1	*Plate, Governor Ball Bearing			
815-0506	3	*Screw, Governor Ball Spacer			
201-2159	1	Rotor Assembly, Wound			
220-2044	1	Stator, Wound			

SPECIAL PARTS LIST FOR MODEL 15.0RJC-18R SPEC 22070AB  
 FOR STANDARD PARTS REFER TO CATALOG 974-0220 KEY NO. 2  
 (PARTS CATALOG ALSO CONTAINS COMPONENTS FOR MAJOR OPTIONAL FEATURES LISTED BELOW)

WIRING DIAGRAM NO. (ENG)612-5497-01 (AC)612-5485-02

PART NO.	QTY.	DESCRIPTION	PART NO.	QTY.	DESCRIPTION
Engine Coolant Heater					
Oil Base Heater					
Gas - Gasoline Carburetor					
Overspeed Cut Off					
Low Oil Pressure Cut Off-Dual Senders					
High Water Temperature Cut Off-Dual Senders					
Overcrank Cut Off					
502-0065	1	Elbow - Carburetor (Inverted - 45°)			
520-0799	4	Stud, Generator Through			
520-0791	1	Stud, Rotor Through			
201-2159	1	Rotor Assembly, Wound			
220-2044	1	Stator, Wound			
301-2019	1	Panel, Control - Upper			
105-0218	1	Gear, Camshaft (Includes Spacer And Plate) (Consists Of Following Parts Marked With *)			
105-0465	1	*Gear, Camshaft			
150-1674	1	*Spacer, Governor Ball			
150-0773	1	*Plate, Governor Ball Bearing			
815-0506	3	*Screw, Governor Ball Spacer			
301-2125	1	Panel, Control - Lower			
307-0655	3	Relay, Low Oil Pressure, High Water Temperature, & Overspeed Shutdown			
322-0004	3	Lamp, Panel, Low Oil Pressure High Water Temperature, & Overspeed			
322-0069	3	Holder, Lamp			
307-0819	3	Relay, Low Oil Pressure, High Water Temperature, & Low Engine Temperature			
307-0848	1	Relay, Oil Pressure - Time Delay 15 Second			
323-0321	3	Socket, 8 Contact - Octal Type			
307-1157	1	Spring, Relay Holddown			
307-1143	1	Relay, Generating			
323-0760	1	Socket, Relay			
332-0943	2	Spacer, Relay Socket			
307-0778	3	Spring, Holddown			
332-1005	1	Block, Terminal (20 Place)			
332-1006	1	Strip, Marker (20 Place)			
301-3241	1	Bracket, Relay Mounting			
301-2393	1	Bracket, Relay Mounting			
332-0612	1	Strip, Marker (3 Place)			
332-0611	2	Block, Terminal (3 Place)			

SPECIAL PARTS LIST FOR **MODEL** 12.5RJC-4R **SPEC** 22074AB  
 FOR STANDARD PARTS REFER TO **CATALOG** 974-0220 **KEY NO.** 1  
 (PARTS CATALOG ALSO CONTAINS COMPONENTS FOR MAJOR OPTIONAL FEATURES LISTED BELOW)

**WIRING DIAGRAM NO.** (ENG)612-5487-01 (AC)612-5500-01

PART NO.	QTY.	DESCRIPTION	PART NO.	QTY.	DESCRIPTION
Gas - Gasoline Carburetor					
520-0798	4	Stud, Generator Through			
520-0790	1	Stud, Rotor Through			
301-2204	1	Panel, Control - Upper			
105-0218	1	Gear, Camshaft (Includes Spacer And Plate) (Consists Of Following Parts Marked With *)			
105-0465	1	*Gear, Camshaft			
150-1674	1	*Spacer, Governor Ball			
150-0773	1	*Plate, Governor Ball Bearing			
815-0506	3	*Screw, Governor Ball Spacer			
405-1157	1	Flange, Air Duct Adapter			

SPECIAL PARTS LIST FOR **MODEL** 15.0RJC-4R **SPEC** 22074AB  
 FOR STANDARD PARTS REFER TO **CATALOG** 974-0220 **KEY NO.** 2  
 (PARTS CATALOG ALSO CONTAINS COMPONENTS FOR MAJOR OPTIONAL FEATURES LISTED BELOW)

**WIRING DIAGRAM NO.** (ENG) 612-5487-01 (AC) 612-5500-02

PART NO.	QTY.	DESCRIPTION	PART NO.	QTY.	DESCRIPTION
Gas - Gasoline Carburetor					
520-0799	4	Stud, Generator Through			
520-0791	1	Stud, Rotor Through			
301-2204	1	Panel, Control - Upper			
105-0218	1	Gear, Camshaft (Includes Spacer And Plate)(Consists Of Following Parts Marked With *)			
105-0465	1	*Gear, Camshaft			
150-1674	1	*Spacer, Governor Ball			
150-0773	1	*Plate, Governor Ball Bearing			
815-0506	3	*Screw, Governor Ball Spacer			
201-2159	1	Rotor Assembly, Wound			
220-2044	1	Stator, Wound			
405-1157	1	Flange, Air Duct Adapter			

SPECIAL PARTS LIST FOR MODEL 15.0RJC-4R SPEC 22075AB  
 FOR STANDARD PARTS REFER TO CATALOG 974-0220 KEY NO. 2  
 (PARTS CATALOG ALSO CONTAINS COMPONENTS FOR MAJOR OPTIONAL FEATURES LISTED BELOW)

WIRING DIAGRAM NO. (ENG) 612-5497-01 (AC) 612-5500-02

PART NO.	QTY.	DESCRIPTION	PART NO.	QTY.	DESCRIPTION
Engine Coolant Heater					
Oil Base Heater					
Gas - Gasoline Carburetor					
Overspeed Cut Off					
Low Oil Pressure Cut Off-Dual Senders					
High Water Temperature Cut Off-Dual Senders					
Overcrank Cut Off					
502-0065	1	Elbow - Carburetor (Inverted - 45°)			
520-0799	4	Stud, Generator Through			
520-0791	1	Stud, Rotor Through			
201-2159	1	Rotor Assembly, Wound			
220-2044	1	Stator, Wound			
301-2204	1	Panel, Control - Upper			
105-0218	1	Gear, Camshaft (Includes Spacer And Plate) (Consists Of Following Parts Marked With *)			
105-0465	1	*Gear, Camshaft			
150-1674	1	*Spacer, Governor Ball			
150-0773	1	*Plate, Governor Ball Bearing			
815-0506	5	*Screw, Governor Ball Spacer			
301-2125	1	Panel, Control - Lower			
307-0655	3	Relay, Low Oil Pressure, High Water Temperature, & Overspeed Shutdown			
322-0004	3	Lamp, Panel, Low Oil Pressure High Water Temperature, & Overspeed			
322-0069	3	Holder, Lamp			
307-0819	3	Relay, Low Oil Pressure, High Water Temperature, & Low Engine Temperature			
307-0848	1	Relay, Oil Pressure - Time Delay 15 Second			
323-0321	3	Socket, 8 Contact - Octal Type			
307-1157	1	Spring, Relay Holddown			
307-1143	1	Relay, Generating			
323-0760	1	Socket, Relay			
332-0943	2	Spacer, Relay Socket			
307-0778	3	Spring, Holddown			
332-1005	1	Block, Terminal (20 Place)			
332-1006	1	Strip, Marker (20 Place)			
301-3241	1	Bracket, Relay Mounting			
301-2393	1	Bracket, Relay Mounting			
332-0612	1	Strip, Marker (3 Place)			
332-0611	2	Block, Terminal (3 Place)			
405-1157	1	Flange, Air Duct Adapter			

SPECIAL PARTS LIST FOR **MODEL** 15.0RJC-3R **SPEC** 22092AB  
**FOR STANDARD PARTS REFER TO CATALOG** 974-0220 **KEY NO.** 2  
(PARTS CATALOG ALSO CONTAINS COMPONENTS FOR MAJOR OPTIONAL FEATURES LISTED BELOW)

**WIRING DIAGRAM NO.** (ENG)612-5497-01 (AC)612-5486-

PART NO.	QTY.	DESCRIPTION	PART NO.	QTY.	DESCRIPTION
Housed Unit					
Gas - Gasoline Carburetor					
Overspeed Cut Off					
Low Oil Pressure Cut Off-Dual Senders					
High Water Temperature Cut Off-Dual Senders					
Overcrank Cut Off					
105-0218	1	Gear, Camshaft (Includes Spacer And Plate) (Consists Of Following Parts Marked With *)			
105-0465	1	*Gear, Camshaft			
150-1674	1	*Spacer, Governor Ball			
150-0773	1	*Plate, Governor Ball Bearing			
815-0506	3	*Screw, Governor Ball Spacer			
520-0798	4	Stud, Generator Through			
520-0790	1	Stud, Rotor Through			
502-0053	2	Elbow, Street (45°) - Oil Filter Adapter			
301-2125	1	Panel, Control - Lower			
307-0655	3	Relay, Low Oil Pressure, High Water Temperature, & Overspeed Shutdown			
322-0004	3	Lamp, Panel, Low Oil Pressure High Water Temperature, & Overspeed			
322-0069	3	Holder, Lamp			
307-0819	3	Relay, Low Oil Pressure, High Water Temperature, & Low Engine Temperature			
307-0848	1	Relay, Oil Pressure - Time Delay 15 Second			
323-0321	3	Socket, 8 Contact - Octal Type			
307-1157	1	Spring, Relay Holddown			
307-1143	1	Relay, Generating			
323-0760	1	Socket, Relay			
332-0943	2	Spacer, Relay Socket			
307-0778	3	Spring, Holddown			
332-1005	1	Block, Terminal (20 Place)			
332-1006	1	Strip, Marker (20 Place)			
301-3241	1	Bracket, Relay Mounting			
301-2393	1	Bracket, Relay Mounting			
332-0612	1	Strip, Marker (3 Place)			
332-0611	2	Block, Terminal (3 Place)			
301-2288	1	Panel, Control - Upper			

SPECIAL PARTS LIST FOR **MODEL** 15.0RJC-4R **SPEC** 22092AB  
**FOR STANDARD PARTS REFER TO CATALOG** 974-0220 **KEY NO.** 2  
(PARTS CATALOG ALSO CONTAINS COMPONENTS FOR MAJOR OPTIONAL FEATURES LISTED BELOW)

**WIRING DIAGRAM NO.** (ENG)612-5497-01 (AC)612-5500-07

PART NO.	QTY.	DESCRIPTION	PART NO.	QTY.	DESCRIPTION
Housed Unit					
Gas - Gasoline Carburetor					
Overspeed Cut Off					
Low Oil Pressure Cut Off-Dual Senders					
High Water Temperature Cut Off-Dual Senders					
Overcrank Cut Off					
520-0798	4	Stud, Generator Through			
520-0790	1	Stud, Rotor Through			
301-2204	1	Panel, Control - Upper			
105-0218	1	Gear, Camshaft (Includes Spacer And Plate) (Consists Of Following Parts Marked With *)			
105-0465	1	*Gear, Camshaft			
150-1674	1	*Spacer, Governor Ball			
150-0773	1	*Plate, Governor Ball Bearing			
815-0506	3	*Screw, Governor Ball Spacer			
301-2125	1	Panel, Control - Lower			
307-0655	3	Relay, Low Oil Pressure, High Water Temperature, & Overspeed Shutdown			
322-0004	3	Lamp, Panel, Low Oil Pressure High Water Temperature, & Overspeed			
322-0069	3	Holder, Lamp			
307-0819	3	Relay, Low Oil Pressure, High Water Temperature, & Low Engine Temperature			
307-0848	1	Relay, Oil Pressure - Time Delay 15 Second			
323-0321	3	Socket, 8 Contact - Octal Type			
307-1157	1	Spring, Relay Holddown			
307-1143	1	Relay, Generating			
323-0760	1	Socket, Relay			
332-0943	2	Spacer, Relay Socket			
307-0778	3	Spring, Holddown			
332-1005	1	Block, Terminal (20 Place)			
332-1006	1	Strip, Marker (20 Place)			
301-3241	1	Bracket, Relay Mounting			
301-2393	1	Bracket, Relay Mounting			
332-0612	1	Strip, Marker (3 Place)			
332-0611	2	Block, Terminal (3 Place)			



SPECIAL PARTS LIST FOR MODEL 15.0RJC-4R131 SPEC 22101AB  
 FOR STANDARD PARTS REFER TO CATALOG 974-0220 KEY NO. 2  
 (PARTS CATALOG ALSO CONTAINS COMPONENTS FOR MAJOR OPTIONAL FEATURES LISTED BELOW)

WIRING DIAGRAM NO. (ENG)612-5497-02 (AC)612-5500-02

PART NO.	QTY.	DESCRIPTION	PART NO.	QTY.	DESCRIPTION
Note: Pennsylvania Approved LPG Vapor Carburetor Overspeed Cut Off Low Oil Pressure Cut Off-Dual Senders High Water Temperature Cut Off-Dual Senders Overcrank Cut Off			308-0005	1	Switch, Selector
			405-1157	1	Flange, Air Duct Adapter
105-0218	1	Gear, Camshaft (Includes Spacer And Plate)(Consists Of Following Parts Marked With *)			
105-0465	1	*Gear, Camshaft			
150-1674	1	*Spacer, Governor Ball			
150-0773	1	*Plate, Governor Ball Bearing			
815-0506	3	*Screw, Governor Ball Spacer			
520-0799	4	Stud, Generator Through			
520-0791	1	Stud, Rotor Through			
201-2159	1	Rotor Assembly, Wound			
220-2044	1	Stator, Wound			
301-2204	1	Panel, Control - Upper			
301-2125	1	Panel, Control - Lower			
307-0655	3	Relay, Low Oil Pressure, High Water Temperature & Overspeed Shutdown			
322-0004	3	Lamp, Panel, Low Oil Pressure High Water Temperature, & Overspeed			
322-0069	3	Holder, Lamp			
307-0819	3	Relay, Low Oil Pressure, High Water Temperature, & Low Engine Temperature			
307-0848	1	Relay, Oil Pressure - Time Delay 15 Second			
323-0321	3	Socket, 8 Contact - Octal Type			
307-1157	1	Spring, Relay Holddown			
307-1143	1	Relay, Generating			
323-0760	1	Socket, Relay			
332-0943	2	Spacer, Relay Socket			
307-0778	3	Spring, Holddown			
332-1005	1	Block, Terminal (20 Place)			
332-1006	1	Strip, Marker (20 Place)			
301-3241	1	Bracket, Relay Mounting			
301-2393	1	Bracket, Relay Mounting			
332-0612	1	Strip, Marker (3 Place)			
332-0611	2	Block, Terminal (3 Place)			
149-0558	1	Strainer, Regulator			
307-0829	1	Kit, Coil Replacement			
416-0325	1	Hydrometer, 3 Color Scale - Battery Tester			

SPECIAL PARTS LIST FOR MODEL 15.0RJC-3R SPEC 22107AB  
 FOR STANDARD PARTS REFER TO CATALOG 974-0220 KEY NO. 2  
 (PARTS CATALOG ALSO CONTAINS COMPONENTS FOR MAJOR OPTIONAL FEATURES LISTED BELOW)  
 WIRING DIAGRAM NO. (ENG) 612-5531-01 (AC) 612-5486-02

PART NO.	QTY.	DESCRIPTION	PART NO.	QTY.	DESCRIPTION
LPG Vapor Carburetor					
Engine Coolant Heater					
Oil Base Heater					
520-0798	4	Stud, Generator Through			
520-0790	1	Stud, Rotor Through			
105-0218	1	Gear, Camshaft (Includes Spacer And Plate)(Consists Of Following Parts Marked With *)			
105-0465	1	*Gear, Camshaft			
150-1674	1	*Spacer, Governor Ball			
150-0773	1	*Plate, Governor Ball Bearing			
815-0506	3	*Screw, Governor Ball Spacer			
301-2288	1	Panel, Control - Upper			
332-0943	4	Spacer, Relay Socket			
323-0321	2	Socket, 8 Contact - Octal Type			
307-0696	1	Relay, Cycle Cranker - Time Delay 10 Seconds			
307-0734	1	Relay, Cycle Cranker - Time Delay 5 Seconds			

SPECIAL PARTS LIST FOR MODEL 15.0RJC-4R SPEC 22116AB  
 FOR STANDARD PARTS REFER TO CATALOG 974-0220 KEY NO. 2  
 (PARTS CATALOG ALSO CONTAINS COMPONENTS FOR MAJOR OPTIONAL FEATURES LISTED BELOW)

WIRING DIAGRAM NO. (ENG)612-5497-01 (AC)612-5500-07

PART NO.	QTY.	DESCRIPTION	PART NO.	QTY.	DESCRIPTION
Housed Unit			140-0078	2	Bands, Muffler - Mounted (
Engine Coolant Heater					Housing
Oil Base Heater			405-1889	1	Shield, Rain
Gas - Gasoline Carburetor			505-0043	2	Elbow, 90° (1-1/2")
Muffler Mounted On Housing					
Overspeed Cut Off					
Low Oil Pressure Cut Off-Dual Senders					
High Water Temperature Cut Off-Dual Senders					
Overcrank Cut Off					
502-0065	1	Elbow - Carburetor (Inverted - 45°)			
520-0798	4	Stud, Generator Through			
520-0790	1	Stud, Rotor Through			
301-2204	1	Panel, Control - Upper			
105-0218	1	Gear, Camshaft (Includes Spacer And Plate) (Consists Of Following Parts Marked With *)			
105-0465	1	*Gear, Camshaft			
150-1674	1	*Spacer, Governor Ball			
150-0773	1	*Plate, Governor Ball Bearing			
815-0506	3	*Screw, Governor Ball Spacer			
301-2125	1	Panel, Control - Lower			
307-0655	3	Relay, Low Oil Pressure, High Water Temperature, & Overspeed Shutdown			
322-0004	3	Lamp, Panel, Low Oil Pressure High Water Temperature, & Overspeed			
322-0069	3	Holder, Lamp			
307-0819	3	Relay, Low Oil Pressure, High Water Temperature, & Low Engine Temperature			
307-0848	1	Relay, Oil Pressure - Time Delay 15 Second			
323-0321	3	Socket, 8 Contact - Octal Type			
307-1157	1	Spring, Relay Holddown			
307-1143	1	Relay, Generating			
323-0760	1	Socket, Relay			
332-0943	2	Spacer, Relay Socket			
307-0778	3	Spring, Holddown			
332-1005	1	Block, Terminal (20 Place)			
332-1006	1	Strip, Marker (20 Place)			
301-3241	1	Bracket, Relay Mounting			
301-2393	1	Bracket, Relay Mounting			
332-0612	1	Strip, Marker (3 Place)			
332-0611	2	Block. Terminal (3 Place)			
155-0360	1	Muffler, Critical Type			
155-0927	1	Tube, Exhaust			

SPECIAL PARTS LIST FOR MODEL 15.0RJG-4XR SPEC 22116AB  
 FOR STANDARD PARTS REFER TO CATALOG 974-0220 KEY NO. 2  
 (PARTS CATALOG ALSO CONTAINS COMPONENTS FOR MAJOR OPTIONAL FEATURES LISTED BELOW)

WIRING DIAGRAM NO. (ENG)612-5497-01 (AC)612-5501-05

PART NO.	QTY.	DESCRIPTION	PART NO.	QTY.	DESCRIPTION
Housed Unit			140-0078	2	Bands, Muffler - Mounted (
Muffler Mounted On Housing					Housing
Engine Coolant Heater			405-1889	1	Shield, Rain
Oil Base Heater			505-0043	2	Elbow, 90° (1-1/2")
Overspeed Cut Off					
Low Oil Pressure Cut Off					
High Engine Temperature Cut Off					
Overcrank Cut Off					
Gas - Gasoline Carburetor					
502-0065	1	Elbow - Carburetor (Inverted - 45°)			
520-0798	4	Stud, Generator Through			
520-0790	1	Stud, Rotor Through			
301-2308	1	Panel, Control - Upper			
105-0218	1	Gear, Camshaft (Includes Spacer And Plate) (Consists Of Following Parts Marked With *)			
105-0465	1	*Gear, Camshaft			
150-1674	1	*Spacer, Governor Ball			
150-0773	1	*Plate, Governor Ball Bearing			
815-0506	3	*Screw, Governor Ball Spacer			
301-2125	1	Panel, Control - Lower			
307-0655	3	Relay, Low Oil Pressure, High Water Temperature, & Overspeed Shutdown			
322-0004	3	Lamp, Panel, Low Oil Pressure, High Water Temperature, & Overspeed			
322-0069	3	Holder, Lamp			
307-0819	3	Relay, Low Oil Pressure, High Water Temperature, & Low Engine Temperature			
307-0848	1	Relay, Oil Pressure - Time Delay 15 Second			
323-0321	3	Socket, 8 Contact - Octal Type			
307-1157	1	Spring, Relay Holddown			
307-1143	1	Relay, Generating			
323-0760	1	Socket, Relay			
332-0943	2	Spacer, Relay Socket			
307-0778	3	Spring, Holddown			
332-1005	1	Block, Terminal (20 Place)			
332-1006	1	Strip, Marker (20 Place)			
301-3241	1	Bracket, Relay Mounting			
301-2393	1	Bracket, Relay Mounting			
332-0612	1	Strip, Marker (3 Place)			
332-0611	2	Block, Terminal (3 Place)			
155-0360	1	Muffler, Critical Type			
155-0927	1	Tube, Exhaust			

SPECIAL PARTS LIST FOR MODEL 15.0RJC-5DR SPEC 22116AB  
 FOR STANDARD PARTS REFER TO CATALOG 974-0220 KEY NO. 2  
 (PARTS CATALOG ALSO CONTAINS COMPONENTS FOR MAJOR OPTIONAL FEATURES LISTED BELOW)

WIRING DIAGRAM NO. (ENG) 612-5497-01 (AC) 612-5502-07

PART NO.	QTY.	DESCRIPTION	PART NO.	QTY.	DESCRIPTION
Housed Unit			140-0078	2	Bands, Muffler - Mounted
Muffler Mounted On Housing					Housing
Engine Coolant Heater			405-1889	1	Shield, Rain
Oil Base Heater			505-0043	2	Elbow, 90° (1-1/2")
Gas - Gasoline Carburetor					
Overspeed Cut Off					
Low Oil Pressure Cut Off-Dual Senders					
High Water Temperature Cut Off-Dual Senders					
Overcrank Cut Off					
502-0065	1	Elbow - Carburetor (Inverted - 45°)			
520-0798	4	Stud, Generator Through			
520-0790	1	Stud, Rotor Through			
301-2204	1	Panel, Control - Upper			
105-0218	1	Gear, Camshaft (Includes Spacer And Plate) (Consists Of Following Parts Marked With *)			
105-0465	1	*Gear, Camshaft			
150-1674	1	*Spacer, Governor Ball			
150-0773	1	*Plate, Governor Ball Bearing			
815-0506	3	*Screw, Governor Ball Spacer			
301-2125	1	Panel, Control - Lower			
307-0655	3	Relay, Low Oil Pressure, High Water Temperature & Overspeed Shutdown			
322-0004	3	Lamp, Panel, Low Oil Pressure, High Water Temperature, & Overspeed			
322-0069	3	Holder, Lamp			
307-0819	3	Relay, Low Oil Pressure, High Water Temperature, & Low Engine Temperature			
307-0848	1	Relay, Oil Pressure - Time Delay 15 Second			
323-0321	3	Socket, 8 Contact - Octal Type			
307-1157	1	Spring, Relay Holddown			
307-1143	1	Relay, Generating			
323-0760	1	Socket, Relay			
332-0943	2	Spacer, Relay Socket			
307-0778	3	Spring, Holddown			
332-1005	1	Block, Terminal (20 Place)			
332-1006	1	Strip, Marker (20 Place)			
301-3241	1	Bracket, Relay Mounting			
301-2393	1	Bracket, Relay Mounting			
332-0612	1	Strip, Marker (3 Place)			
332-0611	2	Block, Terminal (3 Place)			
155-0360	1	Muffler, Critical Type			
155-0927	1	Tube, Exhaust			

SPECIAL PARTS LIST FOR **MODEL** 12.5RJC-4XR **SPEC** 22215AB  
 FOR STANDARD PARTS REFER TO **CATALOG** 974-0220 **KEY NO.** 1  
 (PARTS CATALOG ALSO CONTAINS COMPONENTS FOR MAJOR OPTIONAL FEATURES LISTED BELOW)

**WIRING DIAGRAM NO.** (ENG) 612-5487-01 (AC) 612-5501-10

PART NO.	QTY.	DESCRIPTION	PART NO.	QTY.	DESCRIPTION
Housed Unit					
Muffler Mounted On Housing					
Engine Coolant Heater					
Oil Base Heater					
Day Tank					
504-0007	1	Cock, Shut-Off - Fuel Pump Inlet			
502-0020	1	Elbow, Street - Fuel Pump Inlet (90°)			
105-0218	1	Gear, Camshaft (Includes Spacer And Plate)(Consists Of Following Parts Marked With *)			
105-0465	1	*Gear, Camshaft			
150-1674	1	*Spacer, Governor Ball			
150-0773	1	*Plate, Governor Ball Bearing			
815-0506	3	*Screw, Governor Ball Spacer			
301-2308	1	Panel, Control - Upper			
155-0360	1	Muffler, Critical Type			
155-0927	1	Tube, Exhaust			
140-0078	2	Bands, Muffler - Mounted On Housing			
405-1889	1	Shield, Rain			
505-0043	2	Elbow, 90° (1-1/2")			

SPECIAL PARTS LIST FOR MODEL 15.0RJC-18R SPEC 22281AB  
 FOR STANDARD PARTS REFER TO CATALOG 974-0220 KEY NO. 2  
 (PARTS CATALOG ALSO CONTAINS COMPONENTS FOR MAJOR OPTIONAL FEATURES LISTED BELOW)

WIRING DIAGRAM NO. (ENG)612-5509-01 (AC)612-5700-1

PART NO.	QTY.	DESCRIPTION	PART NO.	QTY.	DESCRIPTION
		Housed Unit			
		Muffler Mounted On Housing			
		Engine Coolant Heater			
		Voltage Regulator Filter			
		Oil Base Heater			
		Overspeed Cut Off			
		Low Oil Pressure Cut Off			
		High Water Temperature Cut Off			
		Overcrank Cut Off			
520-0799	4	Stud, Generator Through			
520-0791	1	Stud, Rotor Through			
201-2159	1	Rotor Assembly, Wound			
220-2044	1	Stator, Wound			
301-3732	1	Panel, Control - Upper			
105-0218	1	Gear, Camshaft (Includes Spacer And Plate)(Consists Of Following Parts Marked With *)			
105-0465	1	*Gear, Camshaft			
150-1674	1	*Spacer, Governor Ball			
150-0773	1	*Plate, Governor Ball Bearing			
815-0506	3	*Screw, Governor Ball Spacer			
301-2125	1	Panel, Control - Lower			
307-0655	3	Relay, Low Oil Pressure, High Water Temperature, & Overspeed Shutdown			
322-0004	3	Lamp, Panel, Low Oil Pressure High Water Temperature, & Overspeed			
322-0069	3	Holder, Lamp			
332-1005	1	Block, Terminal (20 Place)			
332-1006	1	Strip, Marker (20 Place)			
322-0044	2	Light, Neon Signal			
308-0203	1	Switch, Output Phase Selector			
338-0755	1	Harness, Wiring			
155-0360	1	Muffler, Critical Type			
155-0927	1	Tube, Exhaust			
140-0078	2	Bands, Muffler - Mounted On Housing			
405-1889	1	Shield, Rain			
505-0043	2	Elbow, 90° (1-1/2")			



SPECIAL PARTS LIST FOR **MODEL** 15.0RJC-3R **SPEC** 22343AB  
 FOR STANDARD PARTS REFER TO **CATALOG** 974-0220 **KEY NO.** 2  
 (PARTS CATALOG ALSO CONTAINS COMPONENTS FOR MAJOR OPTIONAL FEATURES LISTED BELOW)

**WIRING DIAGRAM NO.** (ENG) 512-5497-01 (AC) 612-5486-12

PART NO.	QTY.	DESCRIPTION	PART NO.	QTY.	DESCRIPTION
Engine Coolant Heater					
Oil Base Heater					
Gas - Gasoline Carburetor					
Overspeed Cut Off					
Low Oil Pressure Cut Off-Dual Senders					
High Water Temperature Cut Off-Dual Senders					
Overcrank Cut Off					
502-0065	1	Elbow - Carburetor (Inverted - 45°)			
520-0798	4	Stud, Generator Through			
520-0790	1	Stud, Rotor Through			
301-2288	1	Panel, Control - Upper			
105-0218	1	Gear, Camshaft (Includes Spacer And Plate) (Consists Of Following Parts Marked With *)			
105-0465	1	*Gear, Camshaft			
150-1674	1	*Spacer, Governor Ball			
150-0773	1	*Plate, Governor Ball Bearing			
815-0506	3	*Screw, Governor Ball Spacer			
301-2125	1	Panel, Control - Lower			
307-0655	3	Relay, Low Oil Pressure, High Water Temperature, & Overspeed Shutdown			
322-0004	3	Lamp, Panel, Low Oil Pressure, High Water Temperature, & Overspeed			
322-0069	3	Holder, Lamp			
307-0819	3	Relay, Low Oil Pressure, High Water Temperature, & Low Engine Temperature			
307-0848	1	Relay, Oil Pressure - Time Delay 15 Second			
323-0321	3	Socket, 8 Contact - Octal Type			
307-1157	1	Spring, Relay Holddown			
307-1143	1	Relay, Generating			
323-0760	1	Socket, Relay			
332-0943	2	Spacer, Relay Socket			
307-0778	3	Spring, Holddown			
332-1005	1	Block, Terminal (20 Place)			
332-1006	1	Strip, Marker (20 Place)			
301-3241	1	Bracket, Relay Mounting			
301-2393	1	Bracket, Relay Mounting			
332-0612	1	Strip, Marker (3 Place)			
332-0611	2	Block, Terminal (3 Place)			
405-1157	1	Flange, Air Duct Adapter			



SPECIAL PARTS LIST FOR MODEL 15.0RJC-4R SPEC 22343AB  
 FOR STANDARD PARTS REFER TO CATALOG 974-0220 KEY NO. 2  
 (PARTS CATALOG ALSO CONTAINS COMPONENTS FOR MAJOR OPTIONAL FEATURES LISTED BELOW)

WIRING DIAGRAM NO. (ENG)612-5497-01 (AC)612-5500-12

PART NO.	QTY.	DESCRIPTION	PART NO.	QTY.	DESCRIPTION
Gas - Gasoline Carburetor					
Engine Coolant Heater					
Oil Base Heater					
Overspeed Cut Off					
Low Oil Pressure Cut Off-Dual Senders					
High Water Temperature Cut Off-Dual Senders					
Overcrank Cut Off					
502-0065	1	Elbow - Carburetor (Inverted - 45°)			
520-0798	4	Stud, Generator Through			
520-0790	1	Stud, Rotor Through			
301-2204	1	Panel, Control - Upper			
105-0218	1	Gear, Camshaft (Includes Spacer And Plate) (Consists Of Following Parts Marked With *)			
105-0465	1	*Gear, Camshaft			
150-1674	1	*Spacer, Governor Ball			
150-0773	1	*Plate, Governor Ball Bearing			
815-0506	3	*Screw, Governor Ball Spacer			
301-2125	1	Panel, Control - Lower			
307-0655	3	Relay, Low Oil Pressure, High Water Temperature, & Overspeed Shutdown			
322-0004	3	Lamp, Panel, Low Oil Pressure, High Water Temperature, & Overspeed			
322-0069	3	Holder, Lamp			
307-0819	3	Relay, Low Oil Pressure, High Water Temperature, & Low Engine Temperature			
307-0848	1	Relay, Oil Pressure - Time Delay 15 Second			
323-0321	3	Socket, 8 Contact - Octal Type			
307-1157	1	Spring, Relay Holddown			
307-1143	1	Relay, Generating			
323-0760	1	Socket, Relay			
332-0943	2	Spacer, Relay Socket			
307-0778	3	Spring, Holddown			
332-1005	1	Block, Terminal (20 Place)			
332-1006	1	Strip, Marker (20 Place)			
301-3241	1	Bracket, Relay Mounting			
301-2393	1	Bracket, Relay Mounting			
332-0612	1	Strip, Marker (3 Place)			
332-0611	2	Block, Terminal (3 Place)			
405-1157	1	Flange, Air Duct Adapter			

SPECIAL PARTS LIST FOR MODEL 15.0RJC-4XR SPEC 22343AB  
 FOR STANDARD PARTS REFER TO CATALOG 974-0220 KEY NO. 2  
 (PARTS CATALOG ALSO CONTAINS COMPONENTS FOR MAJOR OPTIONAL FEATURES LISTED BELOW)

WIRING DIAGRAM NO. (ENG)612-5497-01 (AC)612-5501-08

PART NO.	QTY.	DESCRIPTION	PART NO.	QTY.	DESCRIPTION
Gas - Gasoline Carburetor					
Engine Coolant Heater					
Oil Base Heater					
Overspeed Cut Off					
Low Oil Pressure Cut Off-Dual Senders					
High Water Temperature Cut Off-Dual Senders					
Overcrank Cut Off					
502-0065	1	Elbow - Carburetor (Inverted 45°)			
520-0798	4	Stud, Generator Through			
520-0790	1	Stud, Rotor Through			
301-2308	1	Panel, Control - Upper			
105-0218	1	Gear, Camshaft (Includes Spacer And Plate)(Consists Of Following Parts Marked With *)			
105-0465	1	*Gear, Camshaft			
150-1674	1	*Spacer, Governor Ball			
150-0773	1	*Plate, Governor Ball Bearing			
815-0506	3	*Screw, Governor Ball Spacer			
301-2125	1	Panel, Control - Lower			
307-0655	3	Relay, Low Oil Pressure, High Water Temperature, & Overspeed Shutdown			
322-0004	3	Lamp, Panel, Low Oil Pressure, High Water Temperature, & Overspeed			
322-0069	3	Holder, Lamp			
307-0819	3	Relay, Low Oil Pressure, High Water Temperature, & Low Engine Temperature			
307-0848	1	Relay, Oil Pressure - Time Delay 15 Second			
323-0321	3	Socket, 8 Contact - Octal Type			
307-1157	1	Spring, Relay Holddown			
307-1143	1	Relay, Generating			
323-0760	1	Socket, Relay			
332-0943	2	Spacer, Relay Socket			
307-0778	3	Spring, Holddown			
332-1005	1	Block, Terminal (20 Place)			
332-1006	1	Strip, Marker (20 Place)			
301-3241	1	Bracket, Relay Mounting			
301-2393	1	Bracket, Relay Mounting			
332-0612	1	Strip, Marker (3 Place)			
332-0611	2	Block, Terminal (3 Place)			
405-1157	1	Flange, Air Duct Adapter			

The following catalog  
has gaps in its page  
numbers, or doesn't  
have any numbers.  
We have chosen to  
leave the page  
numbering in the  
order that Acrobat  
assigns it.

SPECIAL PARTS LIST FOR MODEL 15.0RJC-5DR SPEC 21050AB  
 FOR STANDARD PARTS REFER TO CATALOG 974-0220 KEY NO. 2  
 (PARTS CATALOG ALSO CONTAINS COMPONENTS FOR MAJOR OPTIONAL FEATURES LISTED BELOW)  
 WIRING DIAGRAM NO. (ENG)612-5487-01(AC)612-5502-17

PART NO.	QTY.	DESCRIPTION	PART NO.	QTY.	DESCRIPTION
		Housed Unit			
		Water Jacket Heater			
		Oil Base Heater			
		Overspeed Cut Off			
220-2044	1	Stator Assembly - Wound			
201-2159	1	Rotor Assembly - Wound			
520-0799	4	Stud, Generator Through			
520-0791	1	Stud, Rotor Through			
303-0201	1	Rheostat Assembly - Adjustable			
301-2204	1	Panel, Control - Upper			

SPECIAL PARTS LIST FOR MODEL 15.0RJC-3R SPEC 21057AB  
 FOR STANDARD PARTS REFER TO CATALOG 974-0220 KEY NO. 2  
 (PARTS CATALOG ALSO CONTAINS COMPONENTS FOR MAJOR OPTIONAL FEATURES LISTED BELOW)

WIRING DIAGRAM NO. (ENG)612-5497-01(AC)612-5486-02

PART NO.	QTY.	DESCRIPTION	PART NO.	QTY.	DESCRIPTION
Gas - Gasoline Carburetor					
Water Jacket Heater					
Overspeed Cut Off					
Low Oil Pressure Cut Off - Dual Senders					
High Water Temperature Cut Off - Dual Senders					
Overcrank Cut Off					
332-0941	1	Tie, Cable - Solenoid Coil Assembly			
520-0798	4	Stud, Generator Through			
520-0790	1	Stud, Rotor Through			
301-2288	1	Panel, Control - Upper			
301-2125	1	Panel, Control - Lower			
307-0655	3	Relay, Low Oil Pressure, High Water Temperature, & Overspeed Shutdown			
322-0004	4	Lamp, Panel, Plant, Low Oil Pressure, High Water Temperature, & Overspeed			
322-0069	4	Holder, Lamp			
307-0819	3	Relay, Low Oil Pressure, High Water Temperature, & Low Engine Temperature			
307-0848	1	Relay, Oil Pressure - To 15 Seconds			
323-0052	3	Socket, 8 Contact - Octal Type			
307-1157	1	Spring, Relay Hold-Down			
307-1143	1	Relay, Generating			
323-0760	1	Socket, Relay			
332-0943	2	Spacer, Relay Socket			
307-0778	3	Spring, Hold-Down			
332-1005	1	Block, Terminal (20 Place)			
332-1006	1	Strip, Marker - For 20 Place Block			
307-0914	1	Relay, Starter Pilot			
301-3241	1	Bracket, Relay Mounting			
301-2393	1	Bracket, Relay Mounting			

SPECIAL PARTS LIST FOR **MODEL** 12.5RJC-3R **SPEC** 11531AB  
 FOR STANDARD PARTS REFER TO **CATALOG** 974-0220 **KEY NO.** 1  
 (PARTS CATALOG ALSO CONTAINS COMPONENTS FOR MAJOR OPTIONAL FEATURES LISTED BELOW)  
**WIRING DIAGRAM NO.** (ENG) 612-5509-01 (AC) 612-5486-01

PART NO.	QTY.	DESCRIPTION	PART NO.	QTY.	DESCRIPTION
		Overspeed Cut Off			
		Low Oil Pressure Cut Off			
		High Water Temperature Cut Off			
		Overcrank Cut Off			
322-0004	4	Lamp, Plant, Low Oil Pressure High Water Temperature, Overspeed			
322-0069	4	Holder, Lamp			
307-0655	3	Relay, Low Oil Pressure, High Water Temperature, Overspeed			
332-1005	1	Block, Terminal (20 Place)			
332-1006	1	Strip, Marker - For 20 Place Block			
301-2125	1	Panel, Control - Lower			
301-2288	1	Panel, Control - Upper			

SPECIAL PARTS LIST FOR MODEL 12.5RJC-3R31 SPEC 12699AA  
 FOR STANDARD PARTS REFER TO CATALOG 974-0220 KEY NO. 1  
 (PARTS CATALOG ALSO CONTAINS COMPONENTS FOR MAJOR OPTIONAL FEATURES LISTED BELOW)  
 WIRING DIAGRAM NO. (ENG)612-4874-01(AC)612-4815-0

PART NO.	QTY.	DESCRIPTION	PART NO.	QTY.	DESCRIPTION
Note: Pennsylvania Approved Natural Gas Carburetor Overspeed Cut Off Low Oil Pressure Cut Off - Dual Senders High Water Temperature Cut Off - Dual Senders Overcrank Cut Off High Compression Pistons					
502-0058	1	Tee, Restricted-Front Cylinder Head			
301-2288	1	Panel, Control - Upper			
307-0655	3	Relay, Emergency Latching			
320-0259	1	Relay, Cranking Limiter			
301-2125	1	Panel, Control - Lower			
322-0004	4	Lamp, Plant, Low Oil Pressure High Water Temperature, Overspeed			
322-0069	4	Holder, Lamp			
307-0848	1	Relay, Oil Pressure - To 15 Seconds			
332-0943	4	Spacer, Relay Socket (3/8" OD X 3/16" ID)			
308-0005	1	Switch, Selector - Toggle			
301-3252	1	Bracket, Relay Mounting			
307-0778	2	Spring, Hold Down			
332-1005	1	Block, Terminal (20 Place)			
332-1006	1	Strip, Marker - For 20 Place Block			
323-0052	2	Socket, 8 Contact - Octal Type			
307-0819	2	Relay, Low Oil Pressure, High Water Temperature			
149-0558	1	Strainer, Regulator			
307-0829	1	Kit, Coil Replacement			
416-0325	1	Hydrometer, 3 Color Scale - Battery Tester			

SPECIAL PARTS LIST FOR **MODEL** 12.5RJC-3CR **SPEC** 7AB  
FOR STANDARD PARTS REFER TO **CATALOG** 974-0220 **KEY NO.** 1  
(PARTS CATALOG ALSO CONTAINS COMPONENTS FOR MAJOR OPTIONAL FEATURES LISTED BELOW)

**WIRING DIAGRAM NO.** (ENG) 612-5487-01 (AC) 612-5485-03

PART NO.	QTY.	DESCRIPTION	PART NO.	QTY.	DESCRIPTION
		Housed Unit			
301-2019	1	Panel, Control - Upper			



SPECIAL PARTS LIST FOR **MODEL** 15.0RJC-18R **SPEC** 7AB  
FOR STANDARD PARTS REFER TO **CATALOG** 974-0220 **KEY NO.** 2  
(PARTS CATALOG ALSO CONTAINS COMPONENTS FOR MAJOR OPTIONAL FEATURES LISTED BELOW)

**WIRING DIAGRAM NO.** (ENG)612-5487-01 (AC)612-5485-04

PART NO.	QTY.	DESCRIPTION	PART NO.	QTY.	DESCRIPTION
Housed Unit					
220-2043	1	Stator, Wound			
520-0798	4	Stud, Generator Through			
520-0790	1	Stud, Rotor Through			
301-2019	1	Panel, Control - Upper			

SPECIAL PARTS LIST FOR MODEL 12.5RJC-3CR31 SPEC 13AB  
 FOR STANDARD PARTS REFER TO CATALOG 974-0220 KEY NO. 1  
 (PARTS CATALOG ALSO CONTAINS COMPONENTS FOR MAJOR OPTIONAL FEATURES LISTED BELOW)

WIRING DIAGRAM NO. (ENG)612-5497-02(AC)612-5499-01

PART NO.	QTY.	DESCRIPTION	PART NO.	QTY.	DESCRIPTION
Note: Pennsylvania Approved Natural Gas Carburetor Low Oil Pressure Cut Off High Engine Temperature Cut Off High Compression Pistons Overspeed Cut Off					
301-1788	1	Panel, Control - Upper			
301-2125	1	Panel, Control - Lower			
307-0655	3	Relay, Low Oil Pressure, High Water Temperature, & Overspeed Shutdown			
322-0004	3	Lamp, Panel, Low Oil Pressure, High Water Temperature, & Overspeed			
322-0069	3	Holder, Lamp			
307-0819	3	Relay, Low Oil Pressure, High Water Temperature, & Low Engine Temperature			
307-0848	1	Relay, Oil Pressure - Time Delay 15 Second			
323-0321	3	Socket, 8 Contact - Octal Type			
307-1157	1	Spring, Relay Holddown			
307-1143	1	Relay, Generating			
323-0760	1	Socket, Relay			
332-0943	2	Spacer, Relay Socket			
307-0778	3	Spring, Holddown			
332-1005	1	Block, Terminal (20 Place)			
332-1006	1	Strip, Marker (20 Place)			
332-0611	1	Block, Terminal (3 Place)			
301-3241	1	Bracket, Relay Mounting			
301-2393	1	Bracket, Relay Mounting			
332-0612	1	Strip, Marker (3 Place)			
308-0005	1	Switch, Selector			
149-0558	1	Strainer, Regulator			
307-0829	1	Kit, Coil Replacement			
416-0325	1	Hydrometer, 3 Color Scale - Battery Tester			

SPECIAL PARTS LIST FOR **MODEL** 12.5RJC-3R **SPEC** 14AB  
FOR STANDARD PARTS REFER TO **CATALOG** 974-0220 **KEY NO.** 1  
(PARTS CATALOG ALSO CONTAINS COMPONENTS FOR MAJOR OPTIONAL FEATURES LISTED BELOW)

**WIRING DIAGRAM NO.** (ENG) 612-5487-01 (AC) 612-5486-01

PART NO.	QTY.	DESCRIPTION	PART NO.	QTY.	DESCRIPTION
301-2288	1	Panel, Control - Upper			

SPECIAL PARTS LIST FOR **MODEL** 12.5RJC-4R **SPEC** 14AB  
 FOR STANDARD PARTS REFER TO **CATALOG** 974-0220 **KEY NO.** 1  
 (PARTS CATALOG ALSO CONTAINS COMPONENTS FOR MAJOR OPTIONAL FEATURES LISTED BELOW)  
**WIRING DIAGRAM NO.** (ENG)612-5487-01(AC)612-5500-01

PART NO.	QTY.	DESCRIPTION	PART NO.	QTY.	DESCRIPTION
301-2204	1	Panel, Control - Upper			

SPECIAL PARTS LIST FOR **MODEL** 12.5RJC-18R **SPEC** 1018AB  
 FOR STANDARD PARTS REFER TO **CATALOG** 974-0220 **KEY NO.** 1  
 (PARTS CATALOG ALSO CONTAINS COMPONENTS FOR MAJOR OPTIONAL FEATURES LISTED BELOW)  
**WIRING DIAGRAM NO.** (ENG)612-5487-01 (AC)612-5485-04

PART NO.	QTY.	DESCRIPTION	PART NO.	QTY.	DESCRIPTION
Housed Unit Gas-Gasoline Carburetor					
301-2019	1	Panel, Control - Upper			

**WIRING DIAGRAM NO.** (ENG)612-5487-01(AC)612-5500-01

**Cummins** **Power Generation** **Dated** Jan. 1, 1980

SPECIAL PARTS LIST FOR **MODEL** 12.5RJC-4R **SPEC** 2191AB  
**FOR STANDARD PARTS REFER TO CATALOG** 974-0220 **KEY NO.** 3  
(PARTS CATALOG ALSO CONTAINS COMPONENTS FOR MAJOR OPTIONAL FEATURES LISTED BELOW)

**WIRING DIAGRAM NO.** (ENG)612-5487-01(AC)612-5500-01

PART NO.	QTY.	DESCRIPTION	PART NO.	QTY.	DESCRIPTION
		City Water Cooled			
		Water Cooled Manifold			
		Heat Exchanger			
		Natural Gas Carburetor			
505-0266	1	Plug, Pipe - Recessed Head - Exhaust Manifold (3/8")			
504-0006	1	Cock, Drain - Pipe - Exhaust Manifold (1/8")			
517-0059	1	Plug, Expansion - Brass (1-7/16" OD X .083) Exhaust Manifold			
503-0478	1	Hose, Cylinder (9" Long)			
505-0376	1	Elbow, 45° (3/8") Expansion Chamber			
301-2204	1	Panel, Control - Upper			

**WIRING DIAGRAM NO. (ENG) 612-5487-01(AC) 612-5501-02**

High Compression Pistons		
Natural Gas Carburetor		
220-2043	1	Stator, Wound
520-0798	4	Stud, Generator Through
520-0790	1	Stud, Rotor Through
301-2308	1	Panel, Control - Upper
405-1157	1	Flange, Air Duct Adapter



SPECIAL PARTS LIST FOR **MODEL** 15.0RJC-4R **SPEC** 6755AB  
 FOR STANDARD PARTS REFER TO **CATALOG** 974-0220 **KEY NO.** 2  
 (PARTS CATALOG ALSO CONTAINS COMPONENTS FOR MAJOR OPTIONAL FEATURES LISTED BELOW)  
**WIRING DIAGRAM NO.** (ENG)612-5487-01(AC)612-5500-02

PART NO.	QTY.	DESCRIPTION	PART NO.	QTY.	DESCRIPTION
Engine Coolant Heater					
Overspeed Cut Off					
Oil Base Heater					
520-0798	4	Stud, Generator Through			
520-0790	1	Stud, Rotor Through			
301-2204	1	Panel, Control - Upper			
405-1157	1	Flange, Air Duct Adapter			

**WIRING DIAGRAM NO. (ENG) 612-5487-01 (AC) 612-5486-02**

PART NO.	QTY.	DESCRIPTION	PART NO.	QTY.	DESCRIPTION
LPG Vapor Carburetor					
520-0798	4	Stud, Generator Through			
520-0790	1	Stud, Rotor Through			
301-2288	1	Panel, Control - Upper			

SPECIAL PARTS LIST FOR MODEL 15.0RJC-4R SPEC 9172AB  
 FOR STANDARD PARTS REFER TO CATALOG 974-0220 KEY NO. 2  
 (PARTS CATALOG ALSO CONTAINS COMPONENTS FOR MAJOR OPTIONAL FEATURES LISTED BELOW)

WIRING DIAGRAM NO. (ENG) 612-5487-01 (AC) 612-5500-07

PART NO.	QTY.	DESCRIPTION	PART NO.	QTY.	DESCRIPTION
		Housed Unit			
		Muffler Mounted On Housing			
		Mounted Fuel Tank			
		Engine Coolant Heater			
		Oil Base Heater			
220-2043	1	Stator Assembly - Wound			
520-0798	4	Stud, Generator Through			
520-0790	1	Stud, Rotor Through			
301-2204	1	Panel, Control - Upper			
155-0360	1	Muffler, Critical Type			
155-0927	1	Tube, Exhaust			
140-0078	2	Bands, Muffler - Mounted On Housing			
405-1889	1	Shield, Rain			
505-0043	2	Elbow, 90° (1-1/2")			
501-0005	1	Line, Fuel - Flex (18-1/2" Lg)			

SPECIAL PARTS LIST FOR MODEL 15.0RJC-4R SPEC 9316AB  
 FOR STANDARD PARTS REFER TO CATALOG 974-0220 KEY NO. 2  
 (PARTS CATALOG ALSO CONTAINS COMPONENTS FOR MAJOR OPTIONAL FEATURES LISTED BELOW)

WIRING DIAGRAM NO. (ENG) 612-5487-01 (AC) 612-5500-07

PART NO.	QTY.	DESCRIPTION	PART NO.	QTY.	DESCRIPTION
Housed Unit					
Muffler Mounted On Housing					
Engine Coolant Heater					
Oil Base Heater					
220-2043	1	Stator Assembly - Wound			
520-0798	4	Stud, Generator Through			
520-0790	1	Stud, Rotor Through			
301-2204	1	Panel, Control - Upper			
155-0360	1	Muffler, Critical Type			
155-0927	1	Tube, Exhaust			
140-0078	2	Bands, Muffler - Mounted On			
		Housing			
405-1889	1	Shield, Rain			
505-0043	2	Elbow, 90° (1-1/2")			

SPECIAL PARTS LIST FOR **MODEL** 15.0RJC-4XR **SPEC** 9316AB  
 FOR STANDARD PARTS REFER TO **CATALOG** 974-0220 **KEY NO.** 2  
 (PARTS CATALOG ALSO CONTAINS COMPONENTS FOR MAJOR OPTIONAL FEATURES LISTED BELOW)

**WIRING DIAGRAM NO.** (ENG)612-5487-01 (AC)612-5501-05

PART NO.	QTY.	DESCRIPTION	PART NO.	QTY.	DESCRIPTION
Housed Unit					
Muffler Mounted On Housing					
Engine Coolant Heater					
Oil Base Heater					
520-0798	4	Stud, Generator Through			
520-0790	1	Stud, Rotor Through			
301-2308	1	Panel, Control - Upper			
155-0360	1	Muffler, Critical Type			
155-0927	1	Tube, Exhaust			
140-0078	2	Bands, Muffler - Mounted On Housing			
405-1889	1	Shield, Rain			
505-0043	2	Elbow, 90° (1-1/2")			

SPECIAL PARTS LIST FOR **MODEL** 15.0RJC-3CR **SPEC** 9361AB  
 FOR STANDARD PARTS REFER TO **CATALOG** 974-0220 **KEY NO.** 2  
 (PARTS CATALOG ALSO CONTAINS COMPONENTS FOR MAJOR OPTIONAL FEATURES LISTED BELOW)  
**WIRING DIAGRAM NO.** (ENG)612-5487-01(AC)612-5485-03

PART NO.	QTY.	DESCRIPTION	PART NO.	QTY.	DESCRIPTION
Housed Unit					
LPG Vapor Carburetor					
Engine Coolant Heater					
Oil Base Heater					
520-0798	4	Stud, Generator Through			
520-0790	1	Stud, Rotor Through			
301-2019	1	Panel, Control - Upper			

SPECIAL PARTS LIST FOR **MODEL** 15.0RJC-4XR **SPEC** 9453AB  
 FOR STANDARD PARTS REFER TO **CATALOG** 974-0220 **KEY NO.** 2  
 (PARTS CATALOG ALSO CONTAINS COMPONENTS FOR MAJOR OPTIONAL FEATURES LISTED BELOW)  
**WIRING DIAGRAM NO.** (ENG)612-5487-01(AC)612-5501-02

PART NO.	QTY.	DESCRIPTION	PART NO.	QTY.	DESCRIPTION
Overspeed Cut Off					
520-0798	4	Stud, Generator Through			
520-0790	1	Stud, Rotor Through			
301-2308	1	Panel, Control - Upper			

SPECIAL PARTS LIST FOR **MODEL** 12.5RJC-3R **SPEC** 9471AB  
 FOR STANDARD PARTS REFER TO **CATALOG** 974-0220 **KEY NO.** 1  
 (PARTS CATALOG ALSO CONTAINS COMPONENTS FOR MAJOR OPTIONAL FEATURES LISTED BELOW)

**WIRING DIAGRAM NO.** (ENG)612-5487-01(AC)612-5486-06

PART NO.	QTY.	DESCRIPTION	PART NO.	QTY.	DESCRIPTION
Housed Unit					
LPG Vapor Carburetor					
Muffler Mounted On Housing					
Engine Coolant Heater					
Oil Base Heater					
301-2288	1	Panel, Control - Upper			
155-0360	1	Muffler, Critical Type			
155-0927	1	Tube, Exhaust			
140-0078	2	Bands, Muffler - Mounted On Housing			
505-0043	2	Elbow (1-1/2"-90°)			
405-1889	1	Shield, Rain			



SPECIAL PARTS LIST FOR MODEL 15.0RJC-18R SPEC 10507AA  
 FOR STANDARD PARTS REFER TO CATALOG 974-0220 KEY NO. 2  
 (PARTS CATALOG ALSO CONTAINS COMPONENTS FOR MAJOR OPTIONAL FEATURES LISTED BELOW)  
 WIRING DIAGRAM NO. (ENG) 612-4372-01 (AC) 612-4814-02

PART NO.	QTY.	DESCRIPTION	PART NO.	QTY.	DESCRIPTION
LPG Liquid Carburetor					
154-1224	1	Manifold, Intake			
148-0367	1	Switch, Vacuum - Gas Solenoid			
502-0053	1	Elbow, Street (45°) - Vacuum Switch			
220-2043	1	Stator Assembly, Wound			
520-0798	4	Stud, Generator Through			
520-0790	1	Stud, Rotor Through			
301-2019	1	Panel, Control - Upper			

**WIRING DIAGRAM NO.** (ENG) 612-5487-01 (AC) 612-5502-11



SPECIAL PARTS LIST FOR **MODEL** 12.5RJC-18R31 **SPEC** 14975AB  
**FOR STANDARD PARTS REFER TO CATALOG** 974-0220 **KEY NO.** 1  
(PARTS CATALOG ALSO CONTAINS COMPONENTS FOR MAJOR OPTIONAL FEATURES LISTED BELOW)  
**WIRING DIAGRAM NO.** (ENG)612-5497-02(AC)612-5498-01

PART NO.	QTY.	DESCRIPTION	PART NO.	QTY.	DESCRIPTION
<p>Note: Pennsylvania Approved  Natural Gas Carburetor  Overspeed Cut Off  Low Oil Pressure Cut Off - Dual Senders  High Water Temperature Cut Off - Dual Senders  Overcrank Cut Off</p>					
301-1788	1	Panel, Control - Upper			
301-2125	1	Panel, Control - Lower			
307-0655	3	Relay, Low Oil Pressure, High Water Temperature, & Overspeed Shutdown			
322-0004	3	Lamp, Panel, Low Oil Pressure, High Water Temperature, & Overspeed			
322-0069	3	Holder, Lamp			
307-0819	3	Relay, Low Oil Pressure, High Water Temperature, & Low Engine Temperature			
307-0848	1	Relay, Oil Pressure - Time Delay 15 Second			
323-0321	3	Socket, 8 Contact - Octal Type			
307-1157	1	Spring, Relay Holddown			
307-1143	1	Relay, Generating			
323-0760	1	Socket, Relay			
332-0943	2	Spacer, Relay Socket			
307-0778	3	Spring, Holddown			
332-1005	1	Block, Terminal (20 Place)			
332-1006	1	Strip, Marker (20 Place)			
307-0914	1	Relay, Starter Pilot			
301-3241	1	Bracket, Relay Mounting			
301-2393	1	Bracket, Relay Mounting			
332-0612	1	Strip, Marker (3 Place)			
308-0005	1	Switch, Selector			
149-0558	1	Strainer, Regulator			
307-0829	1	Kit, Coil Replacement			
416-0325	1	Hydrometer, 3 Color Scale - Battery Tester			

SPECIAL PARTS LIST FOR **MODEL** 15.0RJC-4R **SPEC** 15214AB  
 FOR STANDARD PARTS REFER TO **CATALOG** 974-0220 **KEY NO.** 2  
 (PARTS CATALOG ALSO CONTAINS COMPONENTS FOR MAJOR OPTIONAL FEATURES LISTED BELOW)  
**WIRING DIAGRAM NO.** (ENG)612-5487-01(AC)612-5500-02

PART NO.	QTY.	DESCRIPTION	PART NO.	QTY.	DESCRIPTION
Gas-Gasoline Carburetor					
Engine Coolant Heater					
Overspeed Cut Off					
Oil Base Heater					
520-0798	4	Stud, Generator Through			
520-0790	1	Stud, Rotor Through			
301-2204	1	Panel, Control - Upper			
405-1157	1	Flange, Air Duct Adapter			

SPECIAL PARTS LIST FOR MODEL 15.0RJC-4XR SPEC 15539AB  
 FOR STANDARD PARTS REFER TO CATALOG 974-0220 KEY NO. 2  
 (PARTS CATALOG ALSO CONTAINS COMPONENTS FOR MAJOR OPTIONAL FEATURES LISTED BELOW)  
 WIRING DIAGRAM NO. (ENG)612-5487-01(AC)612-5501-05

PART NO.	QTY.	DESCRIPTION	PART NO.	QTY.	DESCRIPTION
		Housed Unit			
		LPG Liquid Carburetor			
		Muffler Mounted On Housing			
		Engine Coolant Heater			
		Oil Base Heater			
		Overspeed Cut Off			
520-0798	4	Stud, Generator Through			
520-0790	1	Stud, Rotor Through			
301-2308	1	Panel, Control - Upper			
155-0360	1	Muffler, Critical Type			
155-0927	1	Tube, Exhaust			
140-0078	2	Bands, Muffler - Mounted On			
		Housing			
505-0043	2	Elbow (1-1/2"-90°)			
405-1889	1	Shield, Rain			

SPECIAL PARTS LIST FOR MODEL 15.0RJC-3R SPEC 15653AA  
 FOR STANDARD PARTS REFER TO CATALOG 974-0220 KEY NO. 2  
 (PARTS CATALOG ALSO CONTAINS COMPONENTS FOR MAJOR OPTIONAL FEATURES LISTED BELOW)  
 WIRING DIAGRAM NO. (ENG) 612-2717-01 (AC) 612-4815-17

PART NO.	QTY.	DESCRIPTION	PART NO.	QTY.	DESCRIPTION
Housed Unit					
LPG Vapor Carburetor					
Engine Coolant Heater					
Oil Base Heater					
520-0798	4	Stud, Generator Through			
520-0790	1	Stud, Rotor Through			
301-2288	1	Panel, Control - Upper			
303-0201	1	Rheostat Assembly - Voltage Adjustable			

SPECIAL PARTS LIST FOR MODEL 15.0RJC-4R SPEC 15779AB  
 FOR STANDARD PARTS REFER TO CATALOG 974-0220 KEY NO. 2  
 (PARTS CATALOG ALSO CONTAINS COMPONENTS FOR MAJOR OPTIONAL FEATURES LISTED BELOW)

WIRING DIAGRAM NO. (ENG)612-5509-01(AC)612-5500-12

PART NO.	QTY.	DESCRIPTION	PART NO.	QTY.	DESCRIPTION
Natural Gas Carburetor					
High Compression Pistons					
Overspeed Cut Off					
Low Oil Pressure Cut Off					
High Water Temperature Cut Off					
Overcrank Cut Off					
520-0798	4	Stud, Generator Through			
520-0790	1	Stud, Rotor Through			
301-2204	1	Panel, Control - Upper			
301-2125	1	Panel, Control - Lower			
307-0655	3	Relay, Low Oil Pressure, High Water Temperature, & Overspeed Shutdown			
322-0004	4	Lamp, Panel, Plant, Low Oil Pressure, High Water Temperature, & Overspeed			
322-0069	4	Holder, Lamp			
332-1005	1	Block, Terminal (20 Place)			
332-1006	1	Strip, Marker (20 Place)			
405-1157	1	Flange, Air Duct Adapter			

SPECIAL PARTS LIST FOR **MODEL** 12.5RJC-4R131 **SPEC** 15785AB  
 FOR STANDARD PARTS REFER TO **CATALOG** 974-0220 **KEY NO.** 1  
 (PARTS CATALOG ALSO CONTAINS COMPONENTS FOR MAJOR OPTIONAL FEATURES LISTED BELOW)

**WIRING DIAGRAM NO.** (ENG) 612-5497-02 (AC) 612-5500-01

PART NO.	QTY.	DESCRIPTION	PART NO.	QTY.	DESCRIPTION
Note: Pennsylvania Approved LPG Vapor Carburetor Overspeed Cut Off Low Oil Pressure Cut Off - Dual Senders High Water Temperature Cut Off - Dual Senders Overcrank Cut Off					
301-2204	1	Panel, Control - Upper			
301-2125	1	Panel, Control - Lower			
322-0004	3	Lamp, Low Oil Pressure, High Water Temperature, Overspeed			
322-0069	3	Holder, Lamp			
307-0848	1	Relay, Oil Pressure - Time Delay 15 Seconds			
307-0655	3	Relay, Low Oil Pressure, High Water Temperature, Overspeed Shutdown			
307-1143	1	Relay, Generating			
323-0760	1	Socket			
332-0943	2	Spacer			
307-0819	3	Relay, Low Engine Temperature Low Oil Pressure, High Water Temperature-Pre Alarm			
307-0778	3	Spring, Holddown			
332-1005	1	Block, Terminal (20 Place)			
332-1006	1	Strip, Marker (20 Place)			
332-0611	2	Block, Terminal (3 Place)			
332-0612	1	Strip, Marker (3 Place)			
308-0005	1	Switch, Selector			
301-3241	1	Bracket, Relay Mounting			
301-2393	1	Bracket, Relay Mounting			
323-0321	3	Socket			
307-1157	1	Spring, Holddown			
405-1157	1	Flange, Air Duct Adapter			
149-0558	1	Strainer, Regulator			
307-0829	1	Kit, Coil Replacement - Fuel Valve			
416-0325	1	Hydrometer, 3 Color Scale - Battery Tester			



SPECIAL PARTS LIST FOR **MODEL** 15.0RJC-4R **SPEC** 15911AB  
 FOR STANDARD PARTS REFER TO **CATALOG** 974-0220 **KEY NO.** 2  
 (PARTS CATALOG ALSO CONTAINS COMPONENTS FOR MAJOR OPTIONAL FEATURES LISTED BELOW)  
**WIRING DIAGRAM NO.** (ENG)612-5487-01(AC)612-5500-02

PART NO.	QTY.	DESCRIPTION	PART NO.	QTY.	DESCRIPTION
LPG Vapor Carburetor					
Overspeed Cut Off					
220-2043	1	Stator Assembly - Wound			
520-0798	4	Stud, Generator Through			
520-0790	1	Stud, Rotor Through			
301-2204	1	Panel, Control - Upper			
405-1157	1	Flange, Air Duct Adapter			

SPECIAL PARTS LIST FOR MODEL 12.5RJC-3R31 SPEC 17060AA  
 FOR STANDARD PARTS REFER TO CATALOG 974-0220 KEY NO. 1  
 (PARTS CATALOG ALSO CONTAINS COMPONENTS FOR MAJOR OPTIONAL FEATURES LISTED BELOW)

WIRING DIAGRAM NO. (ENG) 612-4912-01 (AC) 612-4815-01

PART NO.	QTY.	DESCRIPTION	PART NO.	QTY.	DESCRIPTION
Note: Pennsylvania Approved Natural Gas Carburetor Overspeed Cut Off Low Oil Pressure Cut Off - Dual Senders High Water Temperature Cut Off - Dual Senders Overcrank Cut Off					
301-2288	1	Panel, Control - Upper			
301-2125	1	Panel, Control - Lower			
307-0848	1	Relay, Oil Pressure - Time Delay 15 Seconds			
322-0004	4	Lamp, Plant, Low Oil Pressure High Water Temperature, Overspeed			
322-0069	4	Holder, Lamp			
307-0655	3	Relay, Low Oil Pressure, High Water Temperature, Overspeed			
307-0819	3	Relay, Low Oil Pressure, High Water Temperature, & Low Engine Temperature			
323-0321	3	Socket, 8 Contact - Octal Type			
308-0005	1	Switch, Selector			
301-3252	1	Bracket, Relay Mounting			
332-0943	4	Spacer, Relay Socket (3/8" OD)			
307-0778	3	Spring, Hold-Down			
332-1005	1	Block, Terminal (20 Place)			
332-1006	1	Strip, Marker (20 Place)			
332-0612	1	Strip, Marker (3 Place)			
323-0760	1	Socket, Relay			
307-1143	1	Relay, Generating			
149-0558	1	Strainer, Regulator			
307-0829	1	Kit, Coil Replacement			
416-0325	1	Hydrometer, 3 Color Scale - Battery Tester			
505-0032	1	Coupling, Exhaust Tube			

SPECIAL PARTS LIST FOR **MODEL** 15.0RJC-3R31 **SPEC** 17060AB  
**FOR STANDARD PARTS REFER TO CATALOG** 974-0220 **KEY NO.** 2  
(PARTS CATALOG ALSO CONTAINS COMPONENTS FOR MAJOR OPTIONAL FEATURES LISTED BELOW)

**WIRING DIAGRAM NO.** (ENG)612-5497-02(AC)612-5486-02

PART NO.	QTY.	DESCRIPTION	PART NO.	QTY.	DESCRIPTION
Note: Pennsylvania Approved Natural Gas Carburetor Overspeed Cut Off Low Oil Pressure Cut Off - Dual Senders High Water Temperature Cut Off - Dual Senders Overcrank Cut Off					
520-0798	4	Stud, Generator Through			
520-0790	1	Stud, Rotor Through			
301-2288	1	Panel, Control - Upper			
301-2125	1	Panel, Control - Lower			
322-0004	3	Lamp, Low Oil Pressure, High Water Temperature, Overspeed			
322-0069	3	Holder, Lamp			
307-0848	1	Relay, Oil Pressure - Time Delay 15 Seconds			
307-0655	3	Relay, Low Oil Pressure, High Water Temperature, Overspeed Shutdown			
307-1143	1	Relay, Generating			
323-0760	1	Socket			
332-0943	2	Spacer			
307-0819	3	Relay, Low Engine Temperature, Low Oil Pressure, High Water Temperature-Pre Alarm			
307-0778	3	Spring, Holddown			
332-1005	1	Block, Terminal (20 Place)			
332-1006	1	Strip, Marker (20 Place)			
332-0611	2	Block, Terminal (3 Place)			
332-0612	1	Strip, Marker (3 Place)			
308-0005	1	Switch, Selector			
301-3241	1	Bracket, Relay Mounting			
301-2393	1	Bracket, Relay Mounting			
323-0321	3	Socket			
307-1157	1	Spring, Holddown			
149-0558	1	Strainer, Regulator			
307-0829	1	Kit, Coil Replacement - Fuel Valve			
416-0325	1	Hydrometer, 3 Color Scale - Battery Tester			

SPECIAL PARTS LIST FOR MODEL 12.5RJC-4R SPEC 17065AB  
 FOR STANDARD PARTS REFER TO CATALOG 974-0220 KEY NO. 1  
 (PARTS CATALOG ALSO CONTAINS COMPONENTS FOR MAJOR OPTIONAL FEATURES LISTED BELOW)

WIRING DIAGRAM NO. (ENG)612-5540-01(AC)612-5500-01

PART NO.	QTY.	DESCRIPTION	PART NO.	QTY.	DESCRIPTION
		Housed Unit			
		Muffler Mounted On Housing			
		Natural Gas Carburetor			
		Overspeed Cut Off			
		Low Oil Pressure Cut Off			
		High Water Temperature Cut Off			
		Overcrank Cut Off			
		High Compression Pistons			
		Oil Base Heater			
		Engine Coolant Heater			
123-1283	1	Filter, Breather Tube			
301-2204	1	Panel, Control - Upper			
301-2125	1	Panel, Control - Lower			
307-0655	3	Relay, Low Oil Pressure, High Water Temperature, & Overspeed Shutdown			
322-0004	3	Lamp, Panel, Low Oil Pressure, High Water Temperature, & Overspeed			
322-0069	3	Holder, Lamp			
307-0819	1	Relay, Low Engine Temperature			
323-0321	1	Socket, 8 Contact - Octal Type			
307-1157	1	Spring, Relay Holddown			
307-1143	1	Relay, Generating			
323-0760	1	Socket, Relay			
332-0943	2	Spacer, Relay Socket			
307-0778	1	Spring, Holddown			
332-1005	1	Block, Terminal (20 Place)			
332-1006	1	Strip, Marker (20 Place)			
301-3241	1	Bracket, Relay Mounting			
155-0360	1	Muffler, Critical Type			
155-0927	1	Tube, Exhaust			
140-0078	2	Bands, Muffler - Mounted On Housing			
405-1889	1	Shield, Rain			
505-0043	2	Elbow, 90° (1-1/2")			

SPECIAL PARTS LIST FOR MODEL 15.0RJC-3R SPEC 17065AB  
 FOR STANDARD PARTS REFER TO CATALOG 974-0220 KEY NO. 2  
 (PARTS CATALOG ALSO CONTAINS COMPONENTS FOR MAJOR OPTIONAL FEATURES LISTED BELOW)

WIRING DIAGRAM NO. (ENG)612-5540-01(AC)612-5486-07

PART NO.	QTY.	DESCRIPTION	PART NO.	QTY.	DESCRIPTION
Housed Unit					
Natural Gas Carburetor					
High Compression Pistons					
Oil Base Heater					
Muffler Mounted On Housing					
Overspeed Cut Off					
Low Oil Pressure Cut Off					
High Water Temperature Cut Off					
Overcrank Cut Off					
Engine Coolant Heater					
123-1283	1	Filter, Breather Tube			
520-0798	4	Stud, Generator Through			
520-0790	1	Stud, Rotor Through			
301-2288	1	Panel, Control - Upper			
301-2125	1	Panel, Control - Lower			
322-0004	3	Lamp, Low Oil Pressure, High Water Temperature, Overspeed			
322-0069	3	Holder, Lamp			
307-0655	3	Relay, Low Oil Pressure, High Water Temperature, Overspeed Shutdown			
307-1143	1	Relay, Generating			
323-0760	1	Socket			
332-0943	2	Spacer			
307-0819	1	Relay, Low Engine Temperature			
307-0778	1	Spring, Holddown			
332-1005	1	Block, Terminal (20 Place)			
332-1006	1	Strip, Marker (20 Place)			
301-3241	1	Bracket, Relay Mounting			
323-0321	1	Socket			
307-1157	1	Spring, Holddown			
155-0360	1	Muffler, Critical Type			
155-0927	1	Tube, Exhaust			
140-0078	2	Bands, Muffler - Mounted On Housing			
505-0043	2	Elbow (1-1/2"-90°)			
405-1889	1	Shield, Rain			

SPECIAL PARTS LIST FOR **MODEL** 15.0RJC-3R **SPEC** 17079AB  
 FOR STANDARD PARTS REFER TO **CATALOG** 974-0220 **KEY NO.** 2  
 (PARTS CATALOG ALSO CONTAINS COMPONENTS FOR MAJOR OPTIONAL FEATURES LISTED BELOW)  
**WIRING DIAGRAM NO.** (ENG) 612-5509-01 (AC) 612-5486-07

PART NO.	QTY.	DESCRIPTION	PART NO.	QTY.	DESCRIPTION
Housed Unit					
Oil Base Heater					
Engine Coolant Heater					
Overspeed Cut Off					
Low Oil Pressure Cut Off					
High Water Temperature Cut Off					
Overcrank Cut Off					
520-0798	4	Stud, Generator Through			
520-0790	1	Stud, Rotor Through			
301-2288	1	Panel, Control - Upper			
301-2125	1	Panel, Control - Lower			
307-0655	3	Relay, Low Oil Pressure, High Water Temperature, & Overspeed Shutdown			
322-0004	3	Lamp, Panel, Low Oil Pressure, High Water Temperature, & Overspeed			
322-0069	3	Holder, Lamp			
332-1005	1	Block, Terminal (20 Place)			
332-1006	1	Strip, Marker (20 Place)			

SPECIAL PARTS LIST FOR MODEL 15.0RJC-3R SPEC 17634AA  
 FOR STANDARD PARTS REFER TO CATALOG 974-0220 KEY NO. 2  
 (PARTS CATALOG ALSO CONTAINS COMPONENTS FOR MAJOR OPTIONAL FEATURES LISTED BELOW)

WIRING DIAGRAM NO. (ENG) 612-2718-01 (AC) 612-4815-07

PART NO.	QTY.	DESCRIPTION	PART NO.	QTY.	DESCRIPTION
Housed Unit					
Natural Gas Carburetor					
Muffler Mounted On Housing					
Engine Coolant Heater					
High Compression Pistons					
Oil Base Heater					
Overspeed Cut Off					
Low Oil Pressure Cut Off					
High Water Temperature Cut Off					
Overcrank Cut Off					
520-0798	4	Stud, Generator Through			
520-0790	1	Stud, Rotor Through			
301-2288	1	Panel, Control - Upper			
301-2125	1	Panel, Control - Lower			
307-0655	3	Relay, Low Oil Pressure, High Air Temperature, & Overspeed Shutdown			
322-0004	4	Lamp, Panel, Plant, Low Oil Pressure, High Water Temperature, & Overspeed			
322-0069	4	Holder, Lamp			
332-0795	1	Block, Terminal - Engine (16 Place)			
332-0862	1	Strip, Marker (16 Place)			
155-0360	1	Muffler, Critical Type			
155-0927	1	Tube, Exhaust			
140-0078	2	Bands, Muffler - Mounted On Housing			
405-1889	1	Shield, Rain			
505-0043	2	Elbow, 90° (1-1/2")			

**WIRING DIAGRAM NO. (ENG)612-5487-01(AC)612-5485-01**

PART NO.	QTY.	DESCRIPTION	PART NO.	QTY.	DESCRIPTION
		LPG Vapor And Gasoline Carburetor			
		Engine Coolant Heater			
		Oil Base Heater			
520-0798	4	Stud, Generator Through			
520-0790	1	Stud, Rotor Through			
301-2019	1	Panel, Control - Upper			
405-1157	1	Flange, Air Duct Adapter			



SPECIAL PARTS LIST FOR **MODEL** 15.0RJC-4R **SPEC** 18112AB  
 FOR STANDARD PARTS REFER TO **CATALOG** 974-0220 **KEY NO.** 2  
 (PARTS CATALOG ALSO CONTAINS COMPONENTS FOR MAJOR OPTIONAL FEATURES LISTED BELOW)  
**WIRING DIAGRAM NO.** (ENG) 612-5497-01 (AC) 612-5500-02

PART NO.	QTY.	DESCRIPTION	PART NO.	QTY.	DESCRIPTION
LPG Vapor Carburetor					
Engine Coolant Heater					
Oil Base Heater					
Overspeed Cut Off					
Low Oil Pressure Cut Off - Dual Senders					
High Water Temperature Cut Off - Dual Senders					
Overcrank Cut Off					
220-2043	1	Stator, Wound			
520-0798	4	Stud, Generator Through			
520-0790	1	Stud, Rotor Through			
301-2204	1	Panel, Control - Upper			
301-2125	1	Panel, Control - Lower			
307-0655	3	Relay, Low Oil Pressure, High Water Temperature, & Overspeed Shutdown			
322-0004	4	Lamp, Panel, Plant, Low Oil Pressure, High Water Temperature, & Overspeed			
322-0069	4	Holder, Lamp			
307-0819	3	Relay, Low Oil Pressure, High Water Temperature, & Low Engine Temperature			
307-0848	1	Relay, Oil Pressure - Time Delay 15 Seconds			
323-0321	3	Socket, 8 Contact - Octal Type			
307-1157	1	Spring, Relay Hold-Down			
307-1143	1	Relay, Generating			
323-0760	1	Socket, Relay			
332-0943	2	Spacer, Relay Socket			
307-0778	3	Spring, Hold-Down			
332-1005	1	Block, Terminal (20 Place)			
332-1006	1	Strip, Marker (For 20 Place Block)			
307-0914	1	Relay, Starter Pilot			
301-3241	1	Bracket, Relay Mounting			
301-2393	1	Bracket, Relay Mounting			
405-1157	1	Flange, Air Duct Adapter			

SPECIAL PARTS LIST FOR MODEL 15.0RJC-4R SPEC 18272AB  
 FOR STANDARD PARTS REFER TO CATALOG 974-0220 KEY NO. 4  
 (PARTS CATALOG ALSO CONTAINS COMPONENTS FOR MAJOR OPTIONAL FEATURES LISTED BELOW)  
 WIRING DIAGRAM NO. (ENG)612-5487-01(AC)612-5500-02

PART NO.	QTY.	DESCRIPTION	PART NO.	QTY.	DESCRIPTION
		City Water Cooled			
		Water Cooled Manifold			
		Heat Exchanger			
		Natural Gas Carburetor			
		High Compression Pistons			
		Overspeed Cut Off			
154-1224	1	Manifold, Intake			
148-0367	1	Switch, Vacuum - Gas Solenoid			
502-0053	1	Elbow, Street (45°) - Vacuum Switch			
505-0266	1	Plug, Pipe - Recessed Head - Exhaust Manifold (3/8")			
504-0006	1	Cock, Drain - Pipe - Exhaust Manifold (1/8")			
517-0059	1	Plug, Expansion (Brass) - Exhaust Manifold (1-7/16" OD X .083)			
503-0478	1	Hose, Cylinder (9" Long)			
220-2043	1	Stator Assembly, Wound			
520-0798	4	Stud, Generator Through			
520-0790	1	Stud, Rotor Through			
301-2204	1	Panel, Control - Upper			

SPECIAL PARTS LIST FOR **MODEL** 15.0RJC-18R **SPEC** 18303AB  
 FOR STANDARD PARTS REFER TO **CATALOG** 974-0220 **KEY NO.** 2  
 (PARTS CATALOG ALSO CONTAINS COMPONENTS FOR MAJOR OPTIONAL FEATURES LISTED BELOW)  
**WIRING DIAGRAM NO.** (ENG) 612-5487-01 (AC) 612-5485-02

PART NO.	QTY.	DESCRIPTION	PART NO.	QTY.	DESCRIPTION
Engine Coolant Heater					
Oil Base Heater					
201-2159	1	Rotor Assembly, Wound			
220-2044	1	Stator, Wound			
520-0799	4	Stud, Generator Through			
520-0791	1	Stud, Rotor Through			
301-2019	1	Panel, Control - Upper			

SPECIAL PARTS LIST FOR MODEL 15.0RJC-4R SPEC 18946AB  
 FOR STANDARD PARTS REFER TO CATALOG 974-0220 KEY NO. 2  
 (PARTS CATALOG ALSO CONTAINS COMPONENTS FOR MAJOR OPTIONAL FEATURES LISTED BELOW)  
 WIRING DIAGRAM NO. (ENG) 612-5497-01 (AC) 612-5510-02

PART NO.	QTY.	DESCRIPTION	PART NO.	QTY.	DESCRIPTION
Natural Gas Carburetor High Compression Pistons Engine Coolant Heater Oil Base Heater Overspeed Cut Off Low Oil Pressure Cut Off - Dual Senders High Water Temperature Cut Off - Dual Senders Overcrank Cut Off					
520-0798	4	Stud, Generator Through			
520-0790	1	Stud, Rotor Through			
301-2204	1	Panel, Control - Upper			
302-0810	1	Meter, Frequency - 208 Volt			
301-2125	1	Panel, Control - Lower			
307-0655	3	Relay, Low Oil Pressure, High Water Temperature, & Overspeed Shutdown			
322-0004	4	Lamp, Panel, Plant, Low Oil Pressure, High Water Temperature, & Overspeed			
322-0069	4	Holder, Lamp			
307-0819	3	Relay, Low Oil Pressure, High Water Temperature, & Low Engine Temperature			
307-0848	1	Relay, Oil Pressure - Time Delay 15 Seconds			
323-0321	3	Socket, 8 Contact - Octal Type			
307-1157	1	Spring, Relay Holddown			
307-1143	1	Relay, Generating			
323-0760	1	Socket, Relay			
332-0943	2	Spacer, Relay Socket			
307-0778	3	Spring, Holddown			
332-1005	1	Block, Terminal (20 Place)			
332-1006	1	Strip, Marker (20 Place)			
307-0914	1	Relay, Starter Pilot			
301-3241	1	Bracket, Relay Mounting			
301-2393	1	Bracket, Relay Mounting			
405-1157	1	Flange, Air Duct Adapter			

SPECIAL PARTS LIST FOR **MODEL** 15.0RJC-18R131 **SPEC** 19429AB  
 FOR STANDARD PARTS REFER TO **CATALOG** 974-0220 **KEY NO.** 2  
 (PARTS CATALOG ALSO CONTAINS COMPONENTS FOR MAJOR OPTIONAL FEATURES LISTED BELOW)  
**WIRING DIAGRAM NO.** (ENG)612-5497-02(AC)612-5498-01

PART NO.	QTY.	DESCRIPTION	PART NO.	QTY.	DESCRIPTION
Note: Pennsylvania Approved LPG Vapor Carburetor Overspeed Cut Off Low Oil Pressure Cut Off - Dual Senders High Water Temperature Cut Off - Dual Senders Overcrank Cut Off					
520-0798	4	Stud, Generator Through			
520-0790	1	Stud, Rotor Through			
301-1788	1	Panel, Control - Upper			
301-2125	1	Panel, Control - Lower			
322-0004	3	Lamp, Low Oil Pressure, High Water Temperature, Overspeed			
322-0069	3	Holder, Lamp			
307-0848	1	Relay, Oil Pressure - Time Delay 15 Seconds			
307-0655	3	Relay, Low Oil Pressure, High Water Temperature, Overspeed Shutdown			
307-1143	1	Relay, Generating			
323-0760	1	Socket			
332-0943	2	Spacer			
307-0819	3	Relay, Low Engine Temperature, Low Oil Pressure, High Water Temperature-Pre Alarm			
307-0778	3	Spring, Holddown			
332-1005	1	Block, Terminal (20 Place)			
332-1006	1	Strip, Marker (20 Place)			
332-0611	2	Block, Terminal (3 Place)			
332-0612	1	Strip, Marker (3 Place)			
308-0005	1	Switch, Selector			
301-3241	1	Bracket, Relay Mounting			
301-2393	1	Bracket, Relay Mounting			
323-0321	3	Socket			
307-1157	1	Spring, Holddown			
149-0558	1	Strainer, Regulator			
307-0829	1	Kit, Coil Replacement - Fuel Valve			
416-0325	1	Hydrometer, 3 Color Scale - Battery Tester			

SPECIAL PARTS LIST FOR MODEL 15.0RJC-18R SPEC 21037AB  
 FOR STANDARD PARTS REFER TO CATALOG 974-0220 KEY NO. 2  
 (PARTS CATALOG ALSO CONTAINS COMPONENTS FOR MAJOR OPTIONAL FEATURES LISTED BELOW)  
 WIRING DIAGRAM NO. (ENG)612-5497-01(AC)612-5485-04

PART NO.	QTY.	DESCRIPTION	PART NO.	QTY.	DESCRIPTION
Housed Unit					
Engine Coolant Heater					
Oil Base Heater					
Generator Heater					
Control Box Heater					
Overspeed Cut Off					
Low Oil Pressure Cut Off - Dual Senders					
High Water Temperature Cut Off - Dual Senders					
Overcrank Cut Off					
220-2043	1	Stator, Wound			
520-0798	4	Stud, Generator Through			
520-0790	1	Stud, Rotor Through			
301-2019	1	Panel, Control - Upper			
301-2125	1	Panel, Control - Lower			
307-0655	3	Relay, Low Oil Pressure, High Water Temperature, & Overspeed Shutdown			
322-0004	4	Lamp, Panel, Plant, Low Oil Pressure, High Water Temperature, & Overspeed			
322-0069	4	Holder, Lamp			
307-0819	3	Relay, Low Oil Pressure, High Water Temperature, & Low Engine Temperature			
307-0848	1	Relay, Oil Pressure - Time Delay 15 Seconds			
323-0321	3	Socket, 8 Contact - Octal Type			
307-1157	1	Spring, Relay Holddown			
307-1143	1	Relay, Generating			
323-0760	1	Socket, Relay			
332-0943	2	Spacer, Relay Socket			
307-0778	3	Spring, Holddown			
332-1005	1	Block, Terminal (20 Place)			
332-1006	1	Strip, Marker (20 Place)			
307-0914	1	Relay, Starter Pilot			
301-3241	1	Bracket, Relay Mounting			
301-2393	1	Bracket, Relay Mounting			
625-0477		Control Box Heater Consists Of Following: (Parts Marked With ++)			
333-0151	1	++Heater, 300 Watt, 240 Volt (75 Watt At 120 Volt)			
309-0128	1	++Thermostat - Open At 105 <sup>0</sup> ±5 <sup>0</sup>			
301-1886	1	++Cover, Thermostat			
335-0110	1	++Cord Assembly			

(PARTS CATALOG ALSO CONTAINS COMPONENTS FOR MAJOR OPTIONAL FEATURES LISTED BELOW)

**WIRING DIAGRAM NO. (ENG)612-5487-01(AC)612-5485-06**

PART NO.	QTY.	DESCRIPTION	PART NO.	QTY.	DESCRIPTION
		Natural Gas Carburetor			
		High Compression Pistons			
		Oil Base Heater			
		Engine Coolant Heater			
220-2043	1	Stator Assembly, Wound			
520-0798	4	Stud, Generator Through			
520-0790	1	Stud, Rotor Through			
301-2019	1	Panel, Control - Upper			
303-0201	1	Rheostat Assembly-Adjustable			

SPECIAL PARTS LIST FOR MODEL 15.0RJC-4XR SPEC 21203AB  
 FOR STANDARD PARTS REFER TO CATALOG 974-0220 KEY NO. 4  
 (PARTS CATALOG ALSO CONTAINS COMPONENTS FOR MAJOR OPTIONAL FEATURES LISTED BELOW)  
 WIRING DIAGRAM NO. (ENG)612-5726-01(AC)612-5501-02

PART NO.	QTY.	DESCRIPTION	PART NO.	QTY.	DESCRIPTION
City Water Cooled					
Water Cooled Manifold					
Heat Exchanger					
Gas-Gasoline Carburetor					
Overspeed Cut Off					
Low Oil Pressure Cut Off					
High Water Temperature Cut Off					
Overcrank Cut Off					
193-0246	1	Sender, Water Temperature			
504-0003	1	Cock, Drain - Heat Exchanger			
526-0158	4	Washer, Heat Exchanger To Heat Exchanger Bracket (.261 ID X 1 OD X 1/8" Thk)			
520-0798	4	Stud, Generator Through			
520-0790	1	Stud, Rotor Through			
301-2308	1	Panel, Control - Upper			
301-2125	1	Panel, Control - Lower			
322-0004	3	Lamp, Low Oil Pressure, High Water Temperature, Overspeed			
322-0069	3	Holder, Lamp			
307-0655	3	Relay, Low Oil Pressure, High Water Temperature, Overspeed Shutdown			
307-0819	1	Relay, Low Engine Temperature			
332-1005	1	Block, Terminal (20 Place)			
332-1006	1	Strip, Marker (20 Place)			
301-3241	1	Bracket, Relay Mounting			
323-0321	1	Socket			
332-2025	1	Block, Terminal (7 Place)			
332-2027	1	Strip, Marker (Use Blank Side)			



SPECIAL PARTS LIST FOR MODEL 15.0RJC-4R31 SPEC 21217AB  
 FOR STANDARD PARTS REFER TO CATALOG 974-0220 KEY NO. 2  
 (PARTS CATALOG ALSO CONTAINS COMPONENTS FOR MAJOR OPTIONAL FEATURES LISTED BELOW)

WIRING DIAGRAM NO. (ENG)612-5497-02(AC)612-5500-07

PART NO.	QTY.	DESCRIPTION	PART NO.	QTY.	DESCRIPTION
Note: Pennsylvania Approved Housed Unit Natural Gas Carburetor Engine Coolant Heater Oil Base Heater Overspeed Cut Off Low Oil Pressure Cut Off - Dual Senders High Water Temperature Cut Off - Dual Senders Overcrank Cut Off					
520-0798	4	Stud, Generator Through			
520-0790	1	Stud, Rotor Through			
301-2204	1	Panel, Control - Upper			
301-2125	1	Panel, Control - Lower			
307-0655	3	Relay, Low Oil Pressure, High Water Temperature, & Overspeed Shutdown			
322-0004	4	Lamp, Panel, Plant, Low Oil Pressure, High Water Temperature, & Overspeed			
322-0069	4	Holder, Lamp			
307-0819	3	Relay, Low Oil Pressure, High Water Temperature, & Low Engine Temperature			
307-0848	1	Relay, Oil Pressure - Time Delay 15 Seconds			
323-0321	3	Socket, 8 Contact - Octal Type			
308-0005	1	Switch, Selector			
307-1157	1	Spring, Relay Holddown			
307-1143	1	Relay, Generating			
323-0760	1	Socket, Relay			
332-0943	2	Spacer, Relay Socket			
307-0778	3	Spring, Holddown			
332-1005	1	Block, Terminal (20 Place)			
332-1006	1	Strip, Marker (20 Place)			
307-0914	1	Relay, Starter Pilot			
301-3241	1	Bracket, Relay Mounting			
301-2393	1	Bracket, Relay Mounting			
149-0558	1	Strainer, Regulator			
307-0829	1	Kit, Coil Replacement (Fuel Valve)			
416-0325	1	Hydrometer, 3 Color Scale - Battery Tester			

SPECIAL PARTS LIST FOR **MODEL** 15.0RJC-4R **SPEC** 21263AB  
 FOR STANDARD PARTS REFER TO **CATALOG** 974-0220 **KEY NO.** 2  
 (PARTS CATALOG ALSO CONTAINS COMPONENTS FOR MAJOR OPTIONAL FEATURES LISTED BELOW)

**WIRING DIAGRAM NO.** (ENG)612-5540-01(AC)612-5500-12

PART NO.	QTY.	DESCRIPTION	PART NO.	QTY.	DESCRIPTION
LPG Vapor Carburetor					
Overspeed Cut Off					
Low Oil Pressure Cut Off					
High Water Temperature Cut Off					
Overcrank Cut Off					
520-0798	4	Stud, Generator Through			
520-0790	1	Stud, Rotor Through			
301-2204	1	Panel, Control - Upper			
301-2125	1	Panel, Control - Lower			
322-0004	3	Lamp, Low Oil Pressure, High Water Temperature, Overspeed			
322-0069	3	Holder, Lamp			
307-0655	3	Relay, Low Oil Pressure, High Water Temperature, Overspeed Shutdown			
307-1143	1	Relay, Generating			
323-0760	1	Socket			
332-0943	2	Spacer			
307-0819	1	Relay, Low Engine Temperature,			
307-0778	1	Spring, Holddown			
332-1005	1	Block, Terminal (20 Place)			
332-1006	1	Strip, Marker (20 Place)			
301-3241	1	Bracket, Relay Mounting			
323-0321	1	Socket			
307-1157	1	Spring, Holddown			
405-1157	1	Flange, Air Duct Adapter			

SPECIAL PARTS LIST FOR MODEL 15.0RJC-4R SPEC 21273AB  
 FOR STANDARD PARTS REFER TO CATALOG 974-0220 KEY NO. 2  
 (PARTS CATALOG ALSO CONTAINS COMPONENTS FOR MAJOR OPTIONAL FEATURES LISTED BELOW)  
 WIRING DIAGRAM NO. (ENG) 612-5509-01 (AC) 612-5500-02

PART NO.	QTY.	DESCRIPTION	PART NO.	QTY.	DESCRIPTION
LPG Vapor Carburetor					
Overspeed Cut Off					
Low Oil Pressure Cut Off					
High Water Temperature Cut Off					
Overcrank Cut Off					
154-1224	1	Manifold, Intake			
148-0367	1	Switch, Vacuum - Gas Solenoid			
502-0053	1	Elbow, Street - Vacuum Switch (45°)			
520-0798	4	Stud, Generator Through			
520-0790	1	Stud, Rotor Through			
301-2204	1	Panel, Control - Upper			
301-2125	1	Panel, Control - Lower			
322-0004	4	Lamp, Plant, Low Oil Pressure High Water Temperature, Overspeed			
322-0069	4	Holder, Lamp			
307-0655	3	Relay, Low Oil Pressure, High Water Temperature, Overspeed			
332-1005	1	Block, Terminal (20 Place)			
332-1006	1	Strip, Marker (20 Place)			
405-1157	1	Flange, Air Duct Adapter			

SPECIAL PARTS LIST FOR MODEL 15.0RJC-4XR SPEC 21311AB  
 FOR STANDARD PARTS REFER TO CATALOG 974-0220 KEY NO. 2  
 (PARTS CATALOG ALSO CONTAINS COMPONENTS FOR MAJOR OPTIONAL FEATURES LISTED BELOW)  
 WIRING DIAGRAM NO. (ENG) 612-5643-01 (AC) 612-5501-08

PART NO.	QTY.	DESCRIPTION	PART NO.	QTY.	DESCRIPTION
		Natural Gas Carburetor			
		High Compression Pistons			
		Overspeed Cut Off			
		Low Oil Pressure Cut Off			
		High Water Temperature Cut Off			
		Overcrank Cut Off			
520-0798	4	Stud, Generator Through			
520-0790	1	Stud, Rotor Through			
301-2308	1	Panel, Control - Upper			
301-2125	1	Panel, Control - Lower			
322-0004	4	Lamp, Low Oil Pressure, High Water Temperature, Overspeed, Plant			
322-0069	4	Holder, Lamp			
307-0655	3	Relay, Low Oil Pressure, High Water Temperature, Overspeed			
323-0321	1	Socket, 8 Contact - Octal Type			
332-0943	2	Spacers			
307-0819	1	Relay, Low Engine Temperature			
307-1143	1	Relay, Generating			
323-0760	1	Socket, Relay			
307-1157	1	Spring, Holddown			
300-0673	1	Control, Alarm Relay			
301-3241	1	Bracket, Relay Mounting			
307-0778	1	Spring, Holddown			
332-1005	1	Block, Terminal (20 Place)			
332-1006	1	Strip, Marker (20 Place)			
405-1157	1	Flange, Air Duct Adapter			

SPECIAL PARTS LIST FOR MODEL 12.5RJC-5DR SPEC 21314AB  
 FOR STANDARD PARTS REFER TO CATALOG 974-0220 KEY NO. 1  
 (PARTS CATALOG ALSO CONTAINS COMPONENTS FOR MAJOR OPTIONAL FEATURES LISTED BELOW)  
 WIRING DIAGRAM NO. (ENG) 612-5509-01 (AC) 612-5502-11

PART NO.	QTY.	DESCRIPTION	PART NO.	QTY.	DESCRIPTION
LPG Vapor Carburetor					
Engine Coolant Heater					
Oil Base Heater					
Overspeed Cut Off					
Low Oil Pressure Cut Off					
High Water Temperature Cut Off					
Overcrank Cut Off					
301-2204	1	Panel, Control - Upper			
301-2125	1	Panel, Control - Lower			
322-0004	4	Lamp, Plant, Low Oil Pressure			
		High Water Temperature,			
		Overspeed			
322-0069	4	Holder, Lamp			
307-0655	3	Relay, Low Oil Pressure,			
		High Water Temperature,			
		Overspeed			
332-1005	1	Block, Terminal (20 Place)			
332-1006	1	Strip, Marker (20 Place)			
405-1157	1	Flange, Air Duct Adapter			

SPECIAL PARTS LIST FOR MODEL 12.5RJC-3CR SPEC 21345AB  
 FOR STANDARD PARTS REFER TO CATALOG 974-0220 KEY NO. 1  
 (PARTS CATALOG ALSO CONTAINS COMPONENTS FOR MAJOR OPTIONAL FEATURES LISTED BELOW)

WIRING DIAGRAM NO. (ENG) 612-5487-01 (AC) 612-5485-01

PART NO.	QTY.	DESCRIPTION	PART NO.	QTY.	DESCRIPTION
Gas-Gasoline Carburetor					
Engine Coolant Heater					
Oil Base Heater					
502-0065	1	Elbow, Male - Inverted 45° - Carburetor Fuel Inlet			
518-0288	1	Sealant, Thread (Use With Fitting 502-0065)			
301-2019	1	Panel, Control - Upper			
405-1157	1	Flange, Air Duct Adapter			

SPECIAL PARTS LIST FOR MODEL 15.0RJC-4XR SPEC 21347AB  
 FOR STANDARD PARTS REFER TO CATALOG 974-0220 KEY NO. 2  
 (PARTS CATALOG ALSO CONTAINS COMPONENTS FOR MAJOR OPTIONAL FEATURES LISTED BELOW)

WIRING DIAGRAM NO. (ENG) 612-5509-01 (AC) 612-5501-08

PART NO.	QTY.	DESCRIPTION	PART NO.	QTY.	DESCRIPTION
Gas-Gasoline Carburetor					
Overspeed Cut Off					
Low Oil Pressure Cut Off					
High Water Temperature Cut Off					
Overcrank Cut Off					
502-0065	1	Elbow, Male - Inverted 45° - Carburetor Fuel Inlet			
518-0288	1	Sealant, Thread (Use With Fitting 502-0065)			
520-0798	4	Stud, Generator Through			
520-0790	1	Stud, Rotor Through			
301-2308	1	Panel, Control - Upper			
301-2125	1	Panel, Control - Lower			
322-0004	4	Lamp, Plant, Low Oil Pressure, High Water Temperature, Overspeed			
322-0069	4	Holder, Lamp			
307-0655	3	Relay, Low Oil Pressure, High Water Temperature, Overspeed			
332-1005	1	Block, Terminal (20 Place)			
332-1006	1	Strip, Marker (20 Place)			

SPECIAL PARTS LIST FOR MODEL 15.0RJC-5DR SPEC 21355AB  
 FOR STANDARD PARTS REFER TO CATALOG 974-0220 KEY NO. 2  
 (PARTS CATALOG ALSO CONTAINS COMPONENTS FOR MAJOR OPTIONAL FEATURES LISTED BELOW)  
 WIRING DIAGRAM NO. (ENG) 612-5593-01 (AC) 612-5502-12

PART NO.	QTY.	DESCRIPTION	PART NO.	QTY.	DESCRIPTION
Engine Coolant Heater					
Oil Base Heater					
Day Tank					
Overspeed Cut Off					
Low Oil Pressure Cut Off - Dual Senders					
High Water Temperature Cut Off - Dual Senders					
Overcrank Cut Off					
520-0798	4	Stud, Generator Through			
520-0790	1	Stud, Rotor Through			
301-2204	1	Panel, Control - Upper			
303-0201	1	Rheostat Assembly - Adjustable			
307-0655	3	Latch, Relay - Emergency Stop & Alarm, Low Oil Pressure, High Water Temperature, & Overspeed			
301-2125	1	Panel, Control - Lower			
322-0004	4	Lamp, Plant, Low Oil Pressure High Water Temperature, Overspeed			
322-0069	4	Holder, Lamp			
332-0943	2	Spacer, Relay Socket			
307-0778	3	Spring, Holddown			
332-1005	1	Block, Terminal (20 Place)			
332-1006	1	Strip, Marker (20 Place)			
307-0819	3	Relay, Low Engine Temperature Low Oil Pressure & High Water Temperature			
323-0321	5	Socket, 8 Contact - Octal Type			
301-3241	1	Bracket, Relay Mounting			
301-2393	2	Bracket, Relay Mounting			
307-1157	1	Spring, Relay Holddown			
307-0848	1	Relay, Oil Pressure - Time Delay 15 Seconds			
307-1143	1	Relay, Generating			
323-0760	1	Socket, Relay			
307-0696	1	Relay, Cycle Cranker - Time Delay 10 Seconds			
307-0734	1	Relay, Cycle Cranker - Time Delay 5 Seconds			
332-0612	2	Strip, Marker (3 Place)			
405-1157	1	Flange, Air Duct Adapter			





SPECIAL PARTS LIST FOR **MODEL** 12.5RJC-4R **SPEC** 21366AB  
**FOR STANDARD PARTS REFER TO CATALOG** 974-0220 **KEY NO.** 1  
**(PARTS CATALOG ALSO CONTAINS COMPONENTS FOR MAJOR OPTIONAL FEATURES LISTED BELOW)**

**WIRING DIAGRAM NO.** (ENG)612-5540-01(AC)612-5500-01

PART NO.	QTY.	DESCRIPTION	PART NO.	QTY.	DESCRIPTION
		Housed Unit			
		Engine Coolant Heater			
		Oil Base Heater			
		Muffler Mounted On Housing			
		LPG Gas Carburetor			
		Overspeed Cut Off			
		Low Oil Pressure Cut Off			
		High Water Temperature Cut Off			
		Overcrank Cut Off			
301-2204	1	Panel, Control - Upper			
301-2125	1	Panel, Control - Lower			
322-0004	3	Lamp, Low Oil Pressure, High Water Temperature, Overspeed			
322-0069	3	Holder, Lamp			
307-0655	3	Relay, Low Oil Pressure, High Water Temperature, Overspeed Shutdown			
307-1143	1	Relay, Generating			
323-0760	1	Socket			
332-0943	2	Spacer			
307-0819	1	Relay, Low Engine Temperature			
307-0778	1	Spring, Holddown			
332-1005	1	Block, Terminal (20 Place)			
332-1006	1	Strip, Marker (20 Place)			
301-3241	1	Bracket, Relay Mounting			
323-0321	1	Socket			
307-1157	1	Spring, Holddown			
155-0360	1	Muffler, Critical Type			
155-0927	1	Tube, Exhaust			
140-0078	2	Bands, Muffler - Mounted On Housing			
505-0043	2	Elbow (1-1/2"-90°)			
405-1889	1	Shield, Rain			

SPECIAL PARTS LIST FOR MODEL 15.CRJC-18R SPEC 21377AB  
 FOR STANDARD PARTS REFER TO CATALOG 974-0220 KEY NO. 2  
 (PARTS CATALOG ALSO CONTAINS COMPONENTS FOR MAJOR OPTIONAL FEATURES LISTED BELOW)  
 WIRING DIAGRAM NO. (ENG) 612-5509-01 (AC) 612-5486-07

PART NO.	QTY.	DESCRIPTION	PART NO.	QTY.	DESCRIPTION
		Housed Unit			
		LPG Vapor & Gasoline Carburetor			
		Engine Coolant Heater			
		Oil Base Heater			
		Overspeed Cut Off			
		Low Oil Pressure Cut Off			
		High Water Temperature Cut Off			
		Overcrank Cut Off			
502-0065	1	Elbow, Male - Inverted 45° - Carburetor Fuel Inlet			
518-0288	1	Sealant, Thread (Use With Fitting 502-0065)			
520-0799	4	Stud, Generator Through			
520-0791	1	Stud, Rotor Through			
201-2159	1	Rotor Assembly, Wound			
220-2044	1	Stator, Wound			
301-2288	1	Panel, Control - Upper			
301-2125	1	Panel, Control - Lower			
322-0004	4	Lamp, Plant, Low Oil Pressure High Water Temperature, Overspeed			
322-0069	4	Holder, Lamp			
307-0655	3	Relay, Low Oil Pressure, High Water Temperature, Overspeed			
332-1005	1	Block, Terminal (20 Place)			
332-1006	1	Strip, Marker (20 Place)			

SPECIAL PARTS LIST FOR MODEL 15.0RJC-4XR SPEC 21504AB  
 FOR STANDARD PARTS REFER TO CATALOG 974-0220 KEY NO. 2  
 (PARTS CATALOG ALSO CONTAINS COMPONENTS FOR MAJOR OPTIONAL FEATURES LISTED BELOW)

WIRING DIAGRAM NO. (ENG)612-5509-01(AC)612-5501-02

PART NO.	QTY.	DESCRIPTION	PART NO.	QTY.	DESCRIPTION
		Oil Base Heater			
		Day Tank			
		Engine Coolant Heater			
		Overspeed Cut Off			
		Low Oil Pressure Cut Off			
		High Water Temperature Cut Off			
		Overcrank Cut Off			
520-0798	4	Stud, Generator Through			
520-0790	1	Stud, Rotor Through			
301-2308	1	Panel, Control - Upper			
301-2125	1	Panel, Control - Lower			
322-0004	3	Lamp, Low Oil Pressure, High Water Temperature, Overspeed			
322-0069	3	Holder, Lamp			
307-0655	3	Relay, Low Oil Pressure, High Water Temperature, Overspeed Shutdown			
332-1005	1	Block, Terminal (20 Place)			
332-1006	1	Strip, Marker (20 Place)			

SPECIAL PARTS LIST FOR MODEL 15.0RJC-18R SPEC 21538AB  
 FOR STANDARD PARTS REFER TO CATALOG 974-0220 KEY NO. 2  
 (PARTS CATALOG ALSO CONTAINS COMPONENTS FOR MAJOR OPTIONAL FEATURES LISTED BELOW)

WIRING DIAGRAM NO. (ENG)612-5600-01(AC)612-5485-02

PART NO.	QTY.	DESCRIPTION	PART NO.	QTY.	DESCRIPTION
Engine Coolant Heater					
Oil Base Heater					
Overspeed Cut Off					
Low Oil Pressure Cut Off - Dual Senders					
High Water Temperature Cut Off - Dual Senders					
Overcrank Cut Off					
520-0798	4	Stud, Generator Through			
520-0790	1	Stud, Rotor Through			
301-2019	1	Panel, Control - Upper			
301-2125	1	Panel, Control - Lower			
322-0004	3	Lamp, Low Oil Pressure, High Water Temperature, Overspeed			
322-0069	3	Holder, Lamp			
307-0848	1	Relay, Oil Pressure - Time Delay 15 Seconds			
307-0655	3	Relay, Low Oil Pressure, High Water Temperature, Overspeed Shutdown			
307-1143	1	Relay, Generating			
323-0760	1	Socket			
332-0943	2	Spacer			
307-0819	3	Relay, Low Engine Temperature, Low Oil Pressure, High Water Temperature-Pre Alarm			
307-0778	4	Spring, Holddown			
332-1005	1	Block, Terminal (20 Place)			
332-1006	1	Strip, Marker (20 Place)			
301-3241	1	Bracket, Relay Mounting			
301-2393	1	Bracket, Relay Mounting			
323-0321	4	Socket			
307-1157	1	Spring, Holddown			
307-1151	1	Relay, Time Delay Stop - 1 To 300 Second			
332-2027	1	Strip, Marker (Use Blank Side)			

SPECIAL PARTS LIST FOR **MODEL** 15.0RJC-4XR **SPEC** 21547AB  
**FOR STANDARD PARTS REFER TO CATALOG** 974-0220 **KEY NO.** 2  
(PARTS CATALOG ALSO CONTAINS COMPONENTS FOR MAJOR OPTIONAL FEATURES LISTED BELOW)

**WIRING DIAGRAM NO.** (ENG) 612-5509-01 (AC) 612-5501-11

PART NO.	QTY.	DESCRIPTION	PART NO.	QTY.	DESCRIPTION
Housed Unit					
Natural Gas Carburetor					
High Compression Pistons					
Muffler Mounted On Housing					
Overspeed Cut Off					
Low Oil Pressure Cut Off					
High Water Temperature Cut Off					
Overcrank Cut Off					
520-0798	4	Stud, Generator Through			
520-0790	1	Stud, Rotor Through			
301-2308	1	Panel, Control - Upper			
301-2125	1	Panel, Control - Lower			
332-1005	1	Block, Terminal (20 Place)			
332-1006	1	Strip, Marker (20 Place)			
307-0655	3	Relay, Low Oil Pressure, High Water Temperature, Overspeed Shutdown			
322-0069	3	Holder, Lamp			
322-0004	3	Lamp, Low Oil Pressure, High Water Temperature, Overspeed			
155-0360	1	Muffler, Critical Type			
155-0927	1	Tube, Exhaust			
140-0078	2	Bands, Muffler - Mounted On Housing			
505-0043	2	Elbow (1-1/2"-90°)			
405-1889	1	Shield, Rain			

SPECIAL PARTS LIST FOR **MODEL** 12.5RJC-5DR **SPEC** 21562AB  
 FOR STANDARD PARTS REFER TO **CATALOG** 974-0220 **KEY NO.** 1  
 (PARTS CATALOG ALSO CONTAINS COMPONENTS FOR MAJOR OPTIONAL FEATURES LISTED BELOW)

**WIRING DIAGRAM NO.** (ENG)612-5509-01(AC)612-5502-11

PART NO.	QTY.	DESCRIPTION	PART NO.	QTY.	DESCRIPTION
LPG Vapor Carburetor					
Oil Base Heater					
Engine Coolant Heater					
Overspeed Cut Off					
Low Oil Pressure Cut Off					
High Water Temperature Cut Off					
Overcrank Cut Off					
520-0798	4	Stud, Generator Through			
520-0790	1	Stud, Rotor Through			
301-2204	1	Panel, Control - Upper			
301-2125	1	Panel, Control - Lower			
332-1005	1	Block, Terminal (20 Place)			
332-1006	1	Strip, Marker (20 Place)			
307-0655	3	Relay, Low Oil Pressure, High Water Temperature, Overspeed Shutdown			
322-0069	3	Holder, Lamp			
322-0004	3	Lamp, Low Oil Pressure, High Water Temperature, Overspeed			
405-1157	1	Flange, Air Duct Adapter			

SPECIAL PARTS LIST FOR **MODEL** 15.0RJC-3R **SPEC** 21570AB  
**FOR STANDARD PARTS REFER TO CATALOG** 974-0220 **KEY NO.** 4  
**(PARTS CATALOG ALSO CONTAINS COMPONENTS FOR MAJOR OPTIONAL FEATURES LISTED BELOW)**

**WIRING DIAGRAM NO.** (ENG)612-5497-01(AC)612-5486-02

PART NO.	QTY.	DESCRIPTION	PART NO.	QTY.	DESCRIPTION
LPG Vapor Carburetor					
Oil Base Heater					
Engine Coolant Heater					
City Water Cooled					
Water Cooled Manifold					
Heat Exchanger					
Overspeed Cut Off					
Low Oil Pressure Cut Off - Dual Senders					
High Water Temperature Cut Off - Dual Senders					
Overcrank Cut Off					
505-0075	1	Nipple, Pipe - Adapter Assembly (3/8 X 2-1/2")			
505-0266	1	Plug, Pipe - Recessed Head Exhaust Manifold (3/8")			
504-0006	1	Drain, Cock - Exhaust Manifold (1/8" Pipe)			
517-0059	1	Plug, Expansion - Exhaust Manifold (Brass - 1-7/16" OD)			
520-0798	4	Stud, Generator Through			
520-0790	1	Stud, Rotor Through			
301-2288	1	Panel, Control - Upper			
301-2125	1	Panel, Control - Lower			
322-0004	3	Lamp, Low Oil Pressure, High Water Temperature, Overspeed			
322-0069	3	Holder, Lamp			
307-0848	1	Relay, Oil Pressure - Time Delay 15 Seconds			
307-0655	3	Relay, Low Oil Pressure, High Water Temperature, Overspeed Shutdown			
307-1143	1	Relay, Generating			
323-0760	1	Socket			
332-0943	2	Spacer			
307-0819	3	Relay, Low Engine Temperature, Low Oil Pressure, High Water Temperature-Pre Alarm			
307-0778	3	Spring, Holddown			
332-1005	1	Block, Terminal (20 Place)			
332-1006	1	Strip, Marker (20 Place)			
301-3241	1	Bracket, Relay Mounting			
301-2393	1	Bracket, Relay Mounting			
323-0321	3	Socket			
307-1157	1	Spring, Holddown			
332-0611	2	Block, Terminal (3 Place)			
332-0612	1	Strip, Marker (3 Place)			

SPECIAL PARTS LIST FOR **MODEL** 15.0RJC-4XR **SPEC** 21586AB  
**FOR STANDARD PARTS REFER TO CATALOG** 974-0220 **KEY NO.** 2  
(PARTS CATALOG ALSO CONTAINS COMPONENTS FOR MAJOR OPTIONAL FEATURES LISTED BELOW)

**WIRING DIAGRAM NO.** (ENG)612-5663-01(AC)612-5501-08

PART NO.	QTY.	DESCRIPTION	PART NO.	QTY.	DESCRIPTION
Natural Gas Carburetor					
High Compression Pistons					
Overspeed Cut Off					
Low Oil Pressure Cut Off					
High Water Temperature Cut Off					
Overcrank Cut Off					
520-0798	4	Stud, Generator Through			
520-0790	1	Stud, Rotor Through			
301-2308	1	Panel, Control - Upper			
301-2125	1	Panel, Control - Lower			
322-0004	3	Lamp, Low Oil Pressure, High Water Temperature, Overspeed			
322-0069	3	Holder, Lamp			
307-0848	1	Relay, Oil Pressure - Time Delay 15 Seconds			
307-0655	3	Relay, Low Oil Pressure, High Water Temperature, Overspeed Shutdown			
307-0819	1	Relay, Low Engine Temperature			
307-0778	1	Spring, Holddown			
332-1005	1	Block, Terminal (20 Place)			
332-1006	1	Strip, Marker (20 Place)			
301-3241	1	Bracket, Relay Mounting			
301-2393	1	Bracket, Relay Mounting			
323-0321	1	Socket			
307-1157	1	Spring, Holddown			
332-0611	2	Block, Terminal (3 Place)			
332-0612	2	Strip, Marker (3 Place)			
307-0696	1	Relay, Cycle Cranker - Time Delay 10 Seconds			
307-0734	1	Relay, Cycle Cranker - Time Delay 5 Seconds			



SPECIAL PARTS LIST FOR MODEL 12.5RJC-5DR SPEC 21652AB  
 FOR STANDARD PARTS REFER TO CATALOG 974-0220 KEY NO. 1  
 (PARTS CATALOG ALSO CONTAINS COMPONENTS FOR MAJOR OPTIONAL FEATURES LISTED BELOW)

WIRING DIAGRAM NO. (ENG)612-5635-01(AC)612-5502-06

PART NO.	QTY.	DESCRIPTION	PART NO.	QTY.	DESCRIPTION
Housed Unit					
Engine Coolant Heater					
Oil Base Heater					
LPG Liquid Carburetor					
Overspeed Cut Off					
Low Oil Pressure Cut Off					
High Water Temperature Cut Off					
Overcrank Cut Off					
220-2043	1	Stator, Wound			
201-2158	1	Rotor Assembly, Wound			
520-0798	4	Stud, Generator Through			
520-0790	1	Stud, Rotor Through			
301-2204	1	Panel, Control - Upper			
301-2125	1	Panel, Control - Lower			
307-0655	3	Relay, Low Oil Pressure, High Water Temperature, & Overspeed Shutdown			
322-0004	3	Lamp, Panel, Low Oil Pressure, High Water Temperature, & Overspeed			
322-0069	3	Holder, Lamp			
332-1005	1	Block, Terminal (20 Place)			
332-1006	1	Strip, Marker (20 Place)			
320-0655	1	Relay, Overcrank			
307-1186	1	Relay, Time Delay - Total Crank, 1 To 300 Seconds			
307-0696	1	Relay, Cycle Cranker - Time Delay 10 Seconds			
307-0734	1	Relay, Cycle Cranker - Time Delay 5 Seconds			
332-0611	1	Block, Terminal (3 Place)			
332-0612	1	Strip, Marker (3 Place)			

The following catalog  
has gaps in its page  
numbers, or doesn't  
have any numbers.  
We have chosen to  
leave the page  
numbering in the  
order that Acrobat  
assigns it.

SPECIAL PARTS LIST FOR MODEL 15.0RJC-3R SPEC 17936AA  
 FOR STANDARD PARTS REFER TO CATALOG 974-0220 KEY NO. 2  
 (PARTS CATALOG ALSO CONTAINS COMPONENTS FOR MAJOR OPTIONAL FEATURES LISTED BELOW)  
 WIRING DIAGRAM NO. (ENG) 612-2718-01(AC) 612-4815-12

PART NO.	QTY.	DESCRIPTION	PART NO.	QTY.	DESCRIPTION
LPG Liquid Carburetor					
Water Jacket Heater					
Oil Base Heater					
Regulator Filter Package					
Overspeed Cut Off					
Low Oil Pressure Cut Off					
High Water Temperature Cut Off					
Overcrank Cut Off					
301-2288	1	Panel, Control - Upper			
303-0201	1	Rheostat Assembly - Voltage Adjustable			
307-0655	3	Relay, Emergency Latching			
320-0259	1	Relay, Cranking Limiter			
301-2125	1	Panel, Control - Lower			
322-0004	4	Lamp, Plant, Low Oil Pressure High Water Temperature, Overspeed			
322-0069	4	Holder, Lamp			
332-0795	1	Block, Terminal (16 Place)			
332-0862	1	Strip, Marker - For 16 Place Block			

SPECIAL PARTS LIST FOR **MODEL** 15.0RJC-3CR **SPEC** 17945AA  
**FOR STANDARD PARTS REFER TO CATALOG** 974-0220 **KEY NO.** 2  
(PARTS CATALOG ALSO CONTAINS COMPONENTS FOR MAJOR OPTIONAL FEATURES LISTED BELOW)

**WIRING DIAGRAM NO.** (ENG) 612-2717-01 (AC) 612-4814-01

PART NO.	QTY.	DESCRIPTION	PART NO.	QTY.	DESCRIPTION
LPG Vapor & Gasoline Carburetor					
Water Jacket Heater					
Oil Base Heater					
504-0007	1	Cock, Shut Off - Fuel Pump			
502-0020	1	Elbow, Street - Fuel Pump			
332-0941	1	Tie, Cable - Solenoid Coil Assembly			
301-2019	1	Panel, Control - Upper			

SPECIAL PARTS LIST FOR **MODEL** 12.5RJC-3CR **SPEC** 17945AB  
 FOR STANDARD PARTS REFER TO **CATALOG** 974-0220 **KEY NO.** 1  
 (PARTS CATALOG ALSO CONTAINS COMPONENTS FOR MAJOR OPTIONAL FEATURES LISTED BELOW)

**WIRING DIAGRAM NO.** (ENG) 612-5487-01 (AC) 612-5485-01

PART NO.	QTY.	DESCRIPTION	PART NO.	QTY.	DESCRIPTION
		LPG Vapor & Gasoline Carburetor			
		Water Jacket Heater			
504-0007	1	Cock, Shut Off - Fuel Pump			
502-0020	1	Elbow, Fuel Pump Inlet			
332-0941	1	Tie, Cable - Solenoid Coil Assembly			
309-0179	1	Thermostat, Manifold - Water Outlet			
301-2019	1	Panel, Control - Upper			

SPECIAL PARTS LIST FOR **MODEL** 15.0RJC-3R **SPEC** 17983AA  
 FOR STANDARD PARTS REFER TO **CATALOG** 974-0220 **KEY NO.** 2  
 (PARTS CATALOG ALSO CONTAINS COMPONENTS FOR MAJOR OPTIONAL FEATURES LISTED BELOW)  
**WIRING DIAGRAM NO.** (ENG)612-4372-01(AC)612-4815-07

PART NO.	QTY.	DESCRIPTION	PART NO.	QTY.	DESCRIPTION
Housed Model					
LPG Vapor Carburetor					
Water Jacket Heater					
Regulator Filter Assembly					
Oil Base Heater					
154-1224	1	Manifold, Intake			
166-0307	1	Distributor & Gear Assembly			
148-0367	1	Switch, Vacuum - Gas Solenoid			
502-0053	1	Elbow, Street - Vacuum Switch			
301-2288	1	Panel, Control - Upper			

SPECIAL PARTS LIST FOR **MODEL** 15.0RJC-3R **SPEC** 17983AB  
 FOR STANDARD PARTS REFER TO **CATALOG** 974-0220 **KEY NO.** 2  
 (PARTS CATALOG ALSO CONTAINS COMPONENTS FOR MAJOR OPTIONAL FEATURES LISTED BELOW)  
**WIRING DIAGRAM NO.** (ENG)612-5487-01(AC)612-5486-07

PART NO.	QTY.	DESCRIPTION	PART NO.	QTY.	DESCRIPTION
Housed Model					
LPG Vapor Carburetor					
Water Jacket Heater					
Oil Base Heater					
Regulator Filter Assembly					
154-1224	1	Manifold, Intake			
148-0367	1	Switch, Vacuum - Gas Solenoid			
502-0053	1	Elbow, Street - Vacuum Switch			
301-2288	1	Panel, Control - Upper			

SPECIAL PARTS LIST FOR MODEL 15.0RJC-18R SPEC 17987AA  
 FOR STANDARD PARTS REFER TO CATALOG 974-0220 KEY NO. 2  
 (PARTS CATALOG ALSO CONTAINS COMPONENTS FOR MAJOR OPTIONAL FEATURES LISTED BELOW)

WIRING DIAGRAM NO. (ENG) 612-2717-01(AC) 612-4814-04

PART NO.	QTY.	DESCRIPTION	PART NO.	QTY.	DESCRIPTION
		Housed Unit			
		Gas - Gasoline Carburetor			
		Muffler Mounted On Housing			
		Water Jacket Heater			
		Oil Base Heater			
		Overspeed Cut Off			
332-0941	1	Tie, Cable - Solenoid Coil Assembly			
520-0798	4	Stud, Generator Through			
520-0790	1	Stud, Rotor Through			
301-2019	1	Panel, Control - Upper			
155-0360	1	Muffler, Critical Type			
155-0927	1	Tube, Exhaust			
140-0078	2	Bands, Muffler - Mounted On Housing			
405-1889	1	Shield, Rain			
505-0043	2	Elbow, 90° (1½")			



SPECIAL PARTS LIST FOR MODEL 15.0RJC-18R SPEC 17988AA  
 FOR STANDARD PARTS REFER TO CATALOG 974-0220 KEY NO. 2  
 (PARTS CATALOG ALSO CONTAINS COMPONENTS FOR MAJOR OPTIONAL FEATURES LISTED BELOW)  
 WIRING DIAGRAM NO. (ENG) 612-4989-01(AC) 612-4814-04

PART NO.	QTY.	DESCRIPTION	PART NO.	QTY.	DESCRIPTION
		Housed Unit			
		Water Jacket Heater			
		Overspeed Cut Off			
		Low Oil Pressure Cut Off - Dual Senders			
		High Water Temperature Cut Off - Dual Senders			
		Overcrank Cut Off			
		Oil Base Heater			
520-0798	4	Stud, Generator Through			
520-0790	1	Stud, Rotor Through			
301-2019	1	Panel, Control - Upper			
301-2125	1	Panel, Control - Lower			
307-0848	1	Relay, Oil Pressure - To 15 Seconds			
322-0004	4	Lamp, Plant, Low Oil Pressure, High Water Temperature, Overspeed			
322-0069	4	Holder, Lamp			
307-0655	3	Relay, Low Oil Pressure, High Water Temperature, Overspeed			
307-0819	3	Relay, Low Oil Pressure, High Water Temperature, & Low Engine Temperature			
323-0052	3	Socket, 8 Contact - Octal Type			
332-0943	2	Spacer, Relay Socket (3/8" OD)			
307-0778	3	Spring, Hold-Down			
332-1005	1	Block, Terminal (20 Place)			
332-1006	1	Strip, Marker - For 20 Place Block			
301-3241	1	Bracket, Relay Mounting			
301-2393	1	Bracket, Relay Mounting			
307-1143	1	Relay, Generating			
323-0760	1	Socket, Relay			
332-0612	1	Strip, Marker (3 Place)			
307-1157	1	Spring, Hold-Down			

SPECIAL PARTS LIST FOR **MODEL** 15.0RJC-3R **SPEC** 17996AA  
 FOR STANDARD PARTS REFER TO **CATALOG** 974-0220 **KEY NO.** 2  
 (PARTS CATALOG ALSO CONTAINS COMPONENTS FOR MAJOR OPTIONAL FEATURES LISTED BELOW)  
**WIRING DIAGRAM NO.** (ENG) 612-2717-01 (AC) 612-4815-12

PART NO.	QTY.	DESCRIPTION	PART NO.	QTY.	DESCRIPTION
Gas - Gasoline Carburetor					
504-0007	1	Cock, Shut Off - Fuel Pump			
502-0020	1	Elbow, Street - Fuel Pump			
332-0941	1	Tie, Cable - Solenoid Coil Assembly			
301-2288	1	Panel, Control - Upper			
303-0201	1	Rheostat Assembly - Voltage Adjustable			

SPECIAL PARTS LIST FOR MODEL 15.0RJC-4R SPEC 18020AA  
 FOR STANDARD PARTS REFER TO CATALOG 974-0220 KEY NO. 2  
 (PARTS CATALOG ALSO CONTAINS COMPONENTS FOR MAJOR OPTIONAL FEATURES LISTED BELOW)

WIRING DIAGRAM NO. (ENG) 612-4775-01(AC) 612-4816-07

PART NO.	QTY.	DESCRIPTION	PART NO.	QTY.	DESCRIPTION
		Housed Unit			
		LPG Vapor Carburetor			
		Muffler Mounted On Housing			
		Water Jacket Heater			
		Oil Base Heater			
		Overspeed Cut Off			
		Low Oil Pressure Cut Off - Dual Senders			
		High Water Temperature Cut Off - Dual Senders			
		Overcrank Cut Off			
520-0798	4	Stud, Generator Through			
520-0790	1	Stud, Rotor Through			
301-2204	1	Panel, Control - Upper			
307-0848	1	Relay, Oil Pressure - To 15 Seconds			
307-0655	3	Relay, Low Oil Pressure, High Water Temperature, Overspeed			
332-0943	4	Spacer, Relay Sockets (3/8" OD X 3/16" ID)			
307-0819	2	Relay, Low Oil Pressure & High Water Temperature Alarm			
323-0052	2	Socket, 8 Contact - Octal Type			
301-3252	1	Bracket, Relay Mounting			
301-2125	1	Panel, Control - Lower			
322-0004	4	Lamp, Plant, Low Oil Pressure High Water Temperature, Overspeed			
322-0069	4	Holder, Lamp			
307-0778	2	Spring, Hold Down			
332-1005	1	Block, Terminal (20 Place)			
332-1006	1	Strip, Marker - For 20 Place Block			
332-0612	1	Strip, Marker (Use With 3 Place Block)			
307-1143	1	Relay, Generating			
323-0760	1	Socket, Relay			
307-1157	1	Spring, Relay Hold Down			
155-0360	1	Muffler, Critical Type			
155-0927	1	Tube, Exhaust			
140-0078	2	Bands, Muffler - Mounted On Housing			
405-1889	1	Shield, Rain			
505-0043	2	Elbow, 90° (1½")			

SPECIAL PARTS LIST FOR MODEL 15.0RJC-4XR SPEC 18043AA  
 FOR STANDARD PARTS REFER TO CATALOG 974-0220 KEY NO. 2  
 (PARTS CATALOG ALSO CONTAINS COMPONENTS FOR MAJOR OPTIONAL FEATURES LISTED BELOW)  
 WIRING DIAGRAM NO. (ENG) 612-4989-01 (AC) 612-4817-02

PART NO.	QTY.	DESCRIPTION	PART NO.	QTY.	DESCRIPTION
LPG Vapor Carburetor					
Overspeed Cut Off					
Low Oil Pressure Cut Off - Dual Senders					
High Water Temperature Cut Off - Dual Senders					
Overcrank Cut Off					
520-0798	4	Stud, Generator Through			
520-0790	1	Stud, Rotor Through			
301-2308	1	Panel, Control - Upper			
301-2125	1	Panel, Control - Lower			
307-0655	3	Relay, Low Oil Pressure, High Water Temperature, & Overspeed Shutdown			
322-0004	4	Lamp, Panel, Plant, Low Oil Pressure, High Water Temperature, & Overspeed			
322-0069	4	Holder, Lamp			
307-0819	3	Relay, Low Oil Pressure, High Water Temperature, & Low Engine Temperature			
307-0848	1	Relay, Oil Pressure - To 15 Seconds			
323-0052	3	Socket, 8 Contact - Octal Type			
332-0943	2	Spacer, Relay Socket (3/8" OD)			
307-0778	2	Spring, Hold Down			
332-1005	1	Block, Terminal (20 Place)			
332-1006	1	Strip, Marker - For 20 Place Block			
307-1143	1	Relay, Generating			
323-0760	1	Socket, Relay			
332-0612	1	Strip, Marker			
301-3241	1	Bracket, Relay Mounting			
301-2393	1	Bracket, Relay Mounting			
307-1157	1	Spring, Relay Hold Down			

SPECIAL PARTS LIST FOR MODEL 15.0RJC-4R SPEC 18112AA  
 FOR STANDARD PARTS REFER TO CATALOG 974-0220 KEY NO. 2  
 (PARTS CATALOG ALSO CONTAINS COMPONENTS FOR MAJOR OPTIONAL FEATURES LISTED BELOW)

WIRING DIAGRAM NO. (ENG)612-4989-01(AC)612-4816-02

PART NO.	QTY.	DESCRIPTION	PART NO.	QTY.	DESCRIPTION
LPG Vapor Carburetor					
Water Jacket Heater					
Oil Base Heater					
Overspeed Cut Off					
Low Oil Pressure Cut Off - Dual Senders					
High Water Temperature Cut Off - Dual Senders					
Overcrank Cut Off					
520-0798	4	Stud, Generator Through			
520-0790	1	Stud, Rotor Through			
301-2204	1	Panel, Control - Upper			
307-0655	3	Relay, Lop, Hwt, Overspeed Shutdown			
301-2125	1	Panel, Control - Lower			
322-0004	4	Lamp, Plant, Low Oil Pressure, High Water Temperature, Overspeed			
322-0069	4	Holder, lamp			
301-3241	1	Bracket, Relay Mounting			
301-2393	1	Bracket, Relay Mounting			
323-0052	3	Socket, 8 Contact - Octal Type			
307-0819	3	Relay, Low Engine Temperature, Lop, High Water Temperature Pre Alarm			
307-1157	1	Spring, Relay Hold Down			
307-0848	1	Relay, Oil Pressure - To 15 Seconds			
307-1143	1	Relay, Generating			
323-0760	1	Socket, Relay			
332-0943	2	Spacer, Relay Socket (3/8" OD)			
307-0778	3	Spring, Hold Down			
332-1005	1	Block, Terminal (20 Place)			
332-1006	1	Strip, Marker - For 20 Place Block			
332-0612	1	Strip, Marker			

SPECIAL PARTS LIST FOR MODEL 12.5RJC-3R SPEC 18123AA  
 FOR STANDARD PARTS REFER TO CATALOG 974-0220 KEY NO. 1  
 (PARTS CATALOG ALSO CONTAINS COMPONENTS FOR MAJOR OPTIONAL FEATURES LISTED BELOW)

WIRING DIAGRAM NO. (ENG) 612-2717-01 (AC) 612-4815-06

PART NO.	QTY.	DESCRIPTION	PART NO.	QTY.	DESCRIPTION
		Housed Unit			
		Natural Gas Carburetor			
		Muffler Mounted On Housing			
		Overspeed Cut Off			
		Water Jacket Heater			
		Oil Base Heater			
155-0360	1	Muffler, Critical Type			
155-0927	1	Tube, Exhaust			
140-0078	2	Bands, Muffler - Mounted On Housing			
405-1889	1	Shield, Rain			
505-0043	2	Elbow, 90° (1½")			
301-2288	1	Panel, Control - Upper			

SPECIAL PARTS LIST FOR **MODEL** 15.0RJC-4R **SPEC** 18136AA  
 FOR STANDARD PARTS REFER TO **CATALOG** 974-0220 **KEY NO.** 4  
 (PARTS CATALOG ALSO CONTAINS COMPONENTS FOR MAJOR OPTIONAL FEATURES LISTED BELOW)  
**WIRING DIAGRAM NO.** (ENG) 612-2718-01(AC) 612-4816-12

PART NO.	QTY.	DESCRIPTION	PART NO.	QTY.	DESCRIPTION
City Water Cooled					
Water Cooled Manifold					
Heat Exchanger					
Day Tank					
Overspeed Cut Off					
Low Oil Pressure Cut Off					
High Water Temperature Cut Off					
Overcrank Cut Off					
502-0257	1	Tee, Brass - Exhaust Manifold (3/8" Pipe)			
517-0059	1	Plug, Expansion - Exhaust Manifold (1-7/16" OD)			
504-0007	1	Cock, Shut Off - Fuel Pump			
502-0020	1	Elbow, Street Pipe - Fuel Pump			
503-0478	1	Hose, Water Inlet - 9" Lg.			
505-0376	1	Elbow, 45° (3/8")			
520-0798	4	Stud, Generator Through			
520-0790	1	Stud, Rotor Through			
301-2204	1	Panel, Control - Upper			
303-0201	1	Rheostat Assembly - Adjustable			
307-0655	3	Latch, Relay - Emergency Stop & Alarm, Low Oil Pressure, High Water Temperature, & Overspeed			
301-2125	1	Panel, Control - Lower			
322-0004	4	Lamp, Plant, Low Oil Pressure, High Water Temperature, Overspeed			
322-0069	4	Holder, Lamp			
332-0795	1	Block, Terminal - Engine			
332-0862	1	Strip, Marker			

SPECIAL PARTS LIST FOR MODEL 15.0RJC-3R SPEC 18174AA  
 FOR STANDARD PARTS REFER TO CATALOG 974-0220 KEY NO. 2  
 (PARTS CATALOG ALSO CONTAINS COMPONENTS FOR MAJOR OPTIONAL FEATURES LISTED BELOW)

WIRING DIAGRAM NO. (ENG) 612-2718-C1(AC) 612-4815-02

PART NO.	QTY.	DESCRIPTION	PART NO.	QTY.	DESCRIPTION
Natural Gas Carburetor Water Jacket Heater Oil Base Heater Overspeed Cut Off Low Oil Pressure Cut Off High Water Temperature Cut Off Overcrank Cut Off					
301-2288	1	Panel, Control - Upper			
307-0655	3	Relay, Emergency Latching			
320-0259	1	Relay, Cranking Limiter			
301-2125	1	Panel, Control - Lower			
322-0004	4	Lamp, Plant, Low Oil Pressure High Water Temperature, Overspeed			
322-0069	4	Holder, Lamp			
332-0795	1	Block, Terminal (16 Place)			
332-0862	1	Strip, Marker - For 16 Place Block			



SPECIAL PARTS LIST FOR **MODEL** 12.5RJC-4R **SPEC** 18174AA  
 FOR STANDARD PARTS REFER TO **CATALOG** 974-0220 **KEY NO.** 1  
 (PARTS CATALOG ALSO CONTAINS COMPONENTS FOR MAJOR OPTIONAL FEATURES LISTED BELOW)

**WIRING DIAGRAM NO.** (ENG) 612-2718-01 (AC) 612-4816-01

PART NO.	QTY.	DESCRIPTION	PART NO.	QTY.	DESCRIPTION
Natural Gas Carburetor Water Jacket Heater Overspeed Cut Off Low Oil Pressure Cut Off High Water Temperature Cut Off Overcrank Cut Off Oil Base Heater					
307-0655	3	Relay, Emergency Latching			
320-0259	1	Relay, Cranking Limiter			
301-2125	1	Panel, Control - Lower			
322-0004	4	Lamp, Plant, Low Oil Pressure, High Water Temperature, Overspeed			
322-0069	4	Holder, Lamp			
332-0795	1	Block, Terminal (16 Place)			
332-0862	1	Strip, Marker (For 16 Place Block)			
301-2204	1	Panel, Control - Upper			

SPECIAL PARTS LIST FOR MODEL 15.0RJC-4XR SPEC 18185AA  
 FOR STANDARD PARTS REFER TO CATALOG 974-0220 KEY NO. 2  
 (PARTS CATALOG ALSO CONTAINS COMPONENTS FOR MAJOR OPTIONAL FEATURES LISTED BELOW)

WIRING DIAGRAM NO. (ENG) 612-4989-01 (AC) 612-4817-11

PART NO.	QTY.	DESCRIPTION	PART NO.	QTY.	DESCRIPTION
Housed Unit					
LPG Vapor Carburetor					
Muffler Mounted On Housing					
Water Jacket Heater					
Oil Base Heater					
Overspeed Cut Off					
Low Oil Pressure Cut Off					
High Water Temperature Cut Off					
Overcrank Cut Off					
520-0798	4	Stud, Generator Through			
520-0790	1	Stud, Rotor Through			
301-2308	1	Panel, Control - Upper			
303-0201	1	Rheostat Assembly - Adjustable			
301-2125	1	Panel, Control - Lower			
307-0848	1	Relay, Oil Pressure - To 15 Seconds			
322-0004	4	Lamp, Plant, Low Oil Pressure, High Water Temperature, Overspeed			
322-0069	4	Holder, Lamp			
307-0655	3	Relay, Low Oil Pressure, High Water Temperature, Overspeed			
307-0819	3	Relay, Low Oil Pressure, High Water Temperature, & Low Engine Temperature			
323-0052	3	Socket, 8 Contact - Octal Type			
332-0943	2	Spacer, Relay Socket (3/8" OD)			
307-0778	3	Spring, Hold-Down			
332-1005	1	Block, Terminal (20 Place)			
332-1006	1	Strip, Marker - For 20 Place Block			
301-3241	1	Bracket, Relay Mounting			
301-2393	1	Bracket, Relay Mounting			
307-1143	1	Relay, Generating			
323-0760	1	Socket, Relay			
332-0612	1	Strip, Marker (3 Place)			
307-1157	1	Spring, Hold-Down			
155-0360	1	Muffler, Critical Type			
155-0927	1	Tube, Exhaust			
140-0078	2	Bands, Muffler - Mounted On Housing			
405-1889	1	Shield, Rain			
505-0043	2	Elbow, 90° (1½")			

SPECIAL PARTS LIST FOR **MODEL** 15.0RJC-4XR **SPEC** 18212AA  
 FOR STANDARD PARTS REFER TO **CATALOG** 974-0220 **KEY NO.** 2  
 (PARTS CATALOG ALSO CONTAINS COMPONENTS FOR MAJOR OPTIONAL FEATURES LISTED BELOW)

**WIRING DIAGRAM NO.** (ENG) 612-2717-01 (AC) 612-4817-08

PART NO.	QTY.	DESCRIPTION	PART NO.	QTY.	DESCRIPTION
LPG Vapor & Gasoline Carburetor Overspeed Cut Off					
332-0941	1	Cable, Tie - Solenoid			
520-0798	4	Stud, Generator Through			
520-0790	1	Stud, Rotor Through			
301-2308	1	Panel, Control - Upper			
303-0201	1	Rheostat Assembly - Adjustable			

SPECIAL PARTS LIST FOR MODEL 12.5RJC-4XR SPEC 18220AA  
 FOR STANDARD PARTS REFER TO CATALOG 974-0220 KEY NO. 3  
 (PARTS CATALOG ALSO CONTAINS COMPONENTS FOR MAJOR OPTIONAL FEATURES LISTED BELOW)

WIRING DIAGRAM NO. (ENG) 612-2717-01 (AC) 612-4817-07

PART NO.	QTY.	DESCRIPTION	PART NO.	QTY.	DESCRIPTION
		City Water Cooled			
		Water Cooled Manifold			
		Heat Exchanger			
		Natural Gas Carburetor			
		Water Jacket Heater			
		Skid & Battery Rack			
		Overspeed Cut Off			
		Oil Base Heater			
517-0059	1	Plug, Expansion (1-7/16" OD)			
503-0478	1	Hose, Water Inlet -			
		9" Lg.			
130-0813	1	Line, Water			
502-0257	1	Tee, Brass - 3/8" Pipe			
303-0201	1	Rheostat Assembly - Adjustable			
301-2308	1	Panel, Control - Upper			
416-0522	1	Plate, Battery Mounting			

SPECIAL PARTS LIST FOR MODEL 15.0RJC-3R SPEC 18235AA  
 FOR STANDARD PARTS REFER TO CATALOG 974-0220 KEY NO. 2  
 (PARTS CATALOG ALSO CONTAINS COMPONENTS FOR MAJOR OPTIONAL FEATURES LISTED BELOW)

WIRING DIAGRAM NO. (ENG) 612-2718-01(AC) 612-4815-07

PART NO.	QTY.	DESCRIPTION	PART NO.	QTY.	DESCRIPTION
Housed Model Gas - Gasoline Carburetor Overspeed Cut Off Low Oil Pressure Cut Off High Water Temperature Cut Off Overcrank Cut Off					
504-0007	1	Cock, Shut Off - Fuel Pump			
502-0020	1	Elbow, Street - Fuel Pump			
332-0941	1	Tie, Cable - Solenoid Coil Assembly			
301-2288	1	Panel, Control - Upper			
307-0655	3	Relay, Emergency Latching			
320-0259	1	Relay, Cranking Limiter			
301-2125	1	<b>Panel, Control - Lower</b>			
322-0004	4	Lamp, Plant, Low Oil Pressure High Water Temperature, Overspeed			
322-0069	4	Holder, Lamp			
332-0795	1	Block, Terminal - 16 Place			
332-0862	1	Strip, Marker (For 16 Place Block)			

SPECIAL PARTS LIST FOR **MODEL** 12.5RJC-4R **SPEC** 18264AA  
 FOR STANDARD PARTS REFER TO **CATALOG** 974-0220 **KEY NO.** 1  
 (PARTS CATALOG ALSO CONTAINS COMPONENTS FOR MAJOR OPTIONAL FEATURES LISTED BELOW)

**WIRING DIAGRAM NO.** (ENG) 612-2865-01(AC) 612-4816-06

PART NO.	QTY.	DESCRIPTION	PART NO.	QTY.	DESCRIPTION
Housed Model					
Day Tank					
Muffler Mounted On Housing					
Water Jacket Heater					
Oil Base Heater					
504-0007	1	Cock, Shut Off - Fuel Pump			
502-0020	1	Elbow, Street - Fuel Pump			
307-0696	1	Relay, 10 Second			
323-0052	2	Socket, 8 Contact - Octal Type			
307-0734	1	Relay, Cycle Cranker - 5 Second			
353-0015	1	Resistor, 3.5 Ohm - 10 Watt			
307-0655	1	Relay, Emergency Latch			
301-2204	1	Panel, Control - Upper			
155-0360	1	Muffler, Critical Type			
155-0927	1	Tube, Exhaust			
140-0078	2	Bands, Muffler - Mounted On Housing			
405-1889	1	Shield, Rain			
505-0043	2	Elbow, 90° (1½")			

SPECIAL PARTS LIST FOR **MODEL** 12.5RJC-4XR **SPEC** 18264AA  
 FOR STANDARD PARTS REFER TO **CATALOG** 974-0220 **KEY NO.** 1  
 (PARTS CATALOG ALSO CONTAINS COMPONENTS FOR MAJOR OPTIONAL FEATURES LISTED BELOW)

**WIRING DIAGRAM NO.** (ENG) 612-2865-01 (AC) 612-4817-04

PART NO.	QTY.	DESCRIPTION	PART NO.	QTY.	DESCRIPTION
Housed Model					
Muffler Mounted On Housing					
Day Tank					
Water Jacket Heater					
Oil Base Heater					
504-0007	1	Cock, Shut Off - Fuel Pump			
502-0020	1	Elbow, Street - Fuel Pump			
307-0696	1	Relay, 10 Second			
323-0052	2	Socket, 8 Contact - Octal Type			
307-0734	1	Relay, Cycle Cranker - 5 Second			
353-0015	1	Resistor, 3.5 Ohm - 10 Watt			
307-0655	1	Relay, Emergency Latching			
301-2308	1	Panel, Control - Upper			
155-0360	1	Muffler, Critical Type			
155-0927	1	Tube, Exhaust			
140-0078	2	Bands, Muffler - Mounted On Housing			
405-1889	1	Shield, Rain			
505-0043	2	Elbow, 90° (1½")			

SPECIAL PARTS LIST FOR **MODEL** 15.0RJC-3R **SPEC** 18272AA  
 FOR STANDARD PARTS REFER TO **CATALOG** 974-0220 **KEY NO.** 4  
 (PARTS CATALOG ALSO CONTAINS COMPONENTS FOR MAJOR OPTIONAL FEATURES LISTED BELOW)

**WIRING DIAGRAM NO.** (ENG) 612-4372-01 (AC) 612-4815-02

PART NO.	QTY.	DESCRIPTION	PART NO.	QTY.	DESCRIPTION
City Water Cooled Water Cooled Manifold Heat Exchanger Natural Gas Carburetor High Compression Pistons Overspeed Cut Off					
130-0813	1	Line, Water - Heat Exchanger To Cylinder Head			
502-0257	1	Tee, Brass - Exhaust Manifold (3/8" Pipe)			
517-0059	1	Plug, Expansion (1-7/16" OD)			
154-1224	1	Manifold, Intake			
503-0478	1	Hose, Water Inlet - 9" Lg.			
148-0367	1	Switch, Vacuum - Gas Solenoid			
502-0053	1	Elbow, Street - Vacuum Switch			
301-2288	1	Panel, Control - Upper			



SPECIAL PARTS LIST FOR MODEL 15.0RJC-4XR SPEC 18280AA  
 FOR STANDARD PARTS REFER TO CATALOG 974-0220 KEY NO. 2  
 (PARTS CATALOG ALSO CONTAINS COMPONENTS FOR MAJOR OPTIONAL FEATURES LISTED BELOW)

WIRING DIAGRAM NO. (ENG)612-5390-01(AC)612-4817-11

PART NO.	QTY.	DESCRIPTION	PART NO.	QTY.	DESCRIPTION
Housed Unit					
Overspeed Cut Off					
Low Oil Pressure Cut Off					
High Water Temperature Cut Off					
Overcrank Cut Off					
520-0798	4	Stud, Generator Through			
520-0790	1	Stud, Rotor Through			
301-2308	1	Panel, Control - Upper			
303-0201	1	Rheostat Assembly - Adjustable			
301-2125	1	Panel, Control - Lower			
307-0655	3	Relay, Low Oil Pressure, High Water Temperature, & Overspeed Shutdown			
322-0004	4	Lamp, Panel, Plant, Low Oil Pressure, High Water Temperature, & Overspeed			
322-0069	4	Holder, Lamp			
332-0943	2	Spacer, Relay Socket			
332-1005	1	Block, Terminal ( 20 Place )			
332-1006	1	Strip, Marker - For 20 Place Block			
307-1157	1	Spring, Relay Hold Down			
307-1143	1	Relay, Generating			
323-0760	1	Socket, Relay			
300-0673	1	Control, Alarm Relay			
302-0446	1	Ammeter, Charge 5-0-5			

SPECIAL PARTS LIST FOR MODEL 15.0RJC-18R SPEC 18301AA  
 FOR STANDARD PARTS REFER TO CATALOG 974-0220 KEY NO. 2  
 (PARTS CATALOG ALSO CONTAINS COMPONENTS FOR MAJOR OPTIONAL FEATURES LISTED BELOW)  
 WIRING DIAGRAM NO. (ENG)612-2717-01(AC)612-4814-02

PART NO.	QTY.	DESCRIPTION	PART NO.	QTY.	DESCRIPTION
Gas - Gasoline Carburetor					
Water Jacket Heater					
Oil Base Heater					
332-0941	1	Tie, Cable - Solenoid Coil Assembly			
520-0799	4	Stud, Generator Through			
520-0791	1	Stud, Rotor Through			
220-2044	1	Stator Assembly, Wound			
201-2159	1	Rotor Assembly, Wound			
301-2019	1	Panel, Control - Upper			

SPECIAL PARTS LIST FOR **MODEL** 15.0RJC-18R **SPEC** 18301AB  
 FOR STANDARD PARTS REFER TO **CATALOG** 974-0220 **KEY NO.** 2  
 (PARTS CATALOG ALSO CONTAINS COMPONENTS FOR MAJOR OPTIONAL FEATURES LISTED BELOW)

**WIRING DIAGRAM NO.** (ENG) 612-5487-01 (AC) 612-5485-02

PART NO.	QTY.	DESCRIPTION	PART NO.	QTY.	DESCRIPTION
Gas - Gasoline Carburetor					
Water Jacket Heater					
Oil Base Heater					
332-0941	1	Tie, Cable - Solenoid Coil Assembly			
520-0799	4	Stud, Generator Through			
520-0791	1	Stud, Rotor Through			
220-2044	1	Stator Assembly, Wound			
201-2159	1	Rotor Assembly, Wound			
301-2019	1	Panel, Control - Upper			

SPECIAL PARTS LIST FOR **MODEL** 15.0RJC-5DR **SPEC** 18309AA  
 FOR STANDARD PARTS REFER TO **CATALOG** 974-0220 **KEY NO.** 4  
 (PARTS CATALOG ALSO CONTAINS COMPONENTS FOR MAJOR OPTIONAL FEATURES LISTED BELOW)

**WIRING DIAGRAM NO.** (ENG) 612-2717-01 (AC) 612-4818-02

PART NO.	QTY.	DESCRIPTION	PART NO.	QTY.	DESCRIPTION
City Water Cooled Water Cooled Manifold LPG Liquid Carburetor Overspeed Cut Off					
517-0059	1	Plug, Expansion - Exhaust Manifold			
503-0478	1	Hose, Water Inlet - 9 " Lg.			
520-0798	4	Stud, Generator Through			
520-0790	1	Stud, Rotor Through			
301-2204	1	Panel, Control - Upper			

SPECIAL PARTS LIST FOR MODEL 12.5RJC-5DR SPEC 18338AA  
 FOR STANDARD PARTS REFER TO CATALOG 974-0220 KEY NO. 1  
 (PARTS CATALOG ALSO CONTAINS COMPONENTS FOR MAJOR OPTIONAL FEATURES LISTED BELOW)

WIRING DIAGRAM NO. (ENG)612-4995-01(AC)612-4818-01

PART NO.	QTY.	DESCRIPTION	PART NO.	QTY.	DESCRIPTION
Natural Gas Carburetor Water Jacket Heater Oil Base Heater Overspeed Cut Off Low Oil Pressure Cut Off High Water Temperature Cut Off Overcrank Cut Off High Compression Pistons					
301-2204	1	Panel, Control - Upper			
320-0259	1	Relay, Cranking Limiter			
301-2125	1	Panel, Control - Lower			
322-0004	4	Lamp, Plant, Low Oil Pressure High Water Temperature, Overspeed			
322-0069	4	Holder, Lamp			
307-0655	3	Relay, Low Oil Pressure, High Water Temperature, Overspeed			
332-0943	2	Spacer, Relay Socket			
307-0778	1	Spring, Hold Down			
332-1005	1	Block, Terminal - 20 Place			
307-1077	1	Relay, Time Delay Start - 3 Second			
323-0052	2	Socket, 8 Contact - Octal Type			
332-1006	1	Strip, Marker (For 20 Place Block)			
307-0819	1	Relay, Low Engine Temperature			
301-3252	1	Bracket, Relay Mounting			
307-1143	1	Relay, Generating			
323-0760	1	Socket, Relay			

SPECIAL PARTS LIST FOR MODEL 15.0RJC-3R SPEC 18348AA  
 FOR STANDARD PARTS REFER TO CATALOG 974-0220 KEY NO. 2  
 (PARTS CATALOG ALSO CONTAINS COMPONENTS FOR MAJOR OPTIONAL FEATURES LISTED BELOW)  
 WIRING DIAGRAM NO. (ENG) 612-3024-01(AC) 612-4815-12

PART NO.	QTY.	DESCRIPTION	PART NO.	QTY.	DESCRIPTION
Natural Gas Carburetor High Compression Pistons Water Jacket Heater Oil Base Heater Overspeed Cut Off					
332-0762	1	Strip, Marker			
332-0612	1	Switch, Remote			
301-2288	1	Panel, Control - Upper			
303-0201	1	Rheostat Assembly - Voltage Adjustable			

SPECIAL PARTS LIST FOR MODEL 15.0RJC-3R SPEC 18359AA  
 FOR STANDARD PARTS REFER TO CATALOG 974-0220 KEY NO. 2  
 (PARTS CATALOG ALSO CONTAINS COMPONENTS FOR MAJOR OPTIONAL FEATURES LISTED BELOW)

WIRING DIAGRAM NO. (ENG)612-4775-01(AC)612-4815-17

PART NO.	QTY.	DESCRIPTION	PART NO.	QTY.	DESCRIPTION
Housed Model LPG Vapor Carburetor Muffler Mounted On Housing Voltage Regulator Filter Package Water Jacket Heater Oil Base Heater Overspeed Cut Off Low Oil Pressure Cut Off - Dual Senders High Water Temperature Cut Off - Dual Senders Overcrank Cut Off					
301-2125	1	Panel, Control - Lower			
322-0004	4	Lamp, Plant, Low Oil Pressure High Water Temperature, Overspeed			
322-0069	4	Holder, Lamp			
307-0778	2	Spring, Hold Down			
301-3252	1	Bracket, Relay Mounting			
307-0848	1	Relay, Oil Pressure - To 15 Seconds			
307-0655	3	Relay, Low Oil Pressure, High Water Temperature, Overspeed Shutdown			
332-0943	4	Spacer, Relay Sockets (3/8" OD X 3/16" ID)			
307-0819	2	Relay, Low Oil Pressure & High Water Temperature - Pre Alarm			
323-0052	2	Socket, 8 Contact - Octal Type			
332-1005	1	Block, Terminal (20 Place)			
332-1006	1	Strip, Marker - For 20 Place Block			
332-0612	1	Strip, Marker			
307-1143	1	Relay, Generating			
323-0760	1	Socket, Relay			
307-1157	1	Spring, Relay Hold Down			
301-2288	1	Panel, Control - Upper			
303-0201	1	Rheostat Assembly - Voltage Adjustable			
155-0360	1	Muffler, Critical Type			
155-0927	1	Tube, Exhaust			
140-0078	2	Bands, Muffler - Mounted On Housing			
405-1889	1	Shield, Rain			
505-0043	2	Elbow, 90° (1½")			

SPECIAL PARTS LIST FOR MODEL 15.0RJC-5DR SPEC 18359AA  
 FOR STANDARD PARTS REFER TO CATALOG 974-0220 KEY NO. 2  
 (PARTS CATALOG ALSO CONTAINS COMPONENTS FOR MAJOR OPTIONAL FEATURES LISTED BELOW)

WIRING DIAGRAM NO. (ENG)612-4775-01(AC)612-4818-17

PART NO.	QTY.	DESCRIPTION	PART NO.	QTY.	DESCRIPTION
Housed Unit					
LPG Vapor Carburetor					
Muffler Mounted On Housing					
Water Jacket Heater					
Oil Base Heater					
Regulator Filter Assembly					
Overspeed Cut Off					
Low Oil Pressure Cut Off - Dual Senders					
High Water Temperature Cut Off - Dual Senders					
Overcrank Cut Off					
520-0798	4	Stud, Generator Through			
520-0790	1	Stud, Rotor Through			
301-2204	1	Panel, Control - Upper			
303-0201	1	Rheostat Assembly - Adjustable			
301-2125	1	Panel, Control - Lower			
322-0004	4	Lamp, Plant, Low Oil Pressure, High Water Temperature, Overspeed			
322-0069	4	Holder, Lamp			
307-0655	3	Relay, Low Oil Pressure, High Water Temperature, Overspeed			
307-0848	1	Relay, Oil Pressure - To 15 Seconds			
307-0819	2	Relay, Low Oil Pressure, High Water Temperature, & Low Engine Temperature			
323-0052	2	Socket, 8 Contact - Octal Type			
332-0943	4	Spacer, Relay Socket (3/8" OD)			
307-0778	2	Spring, Hold-Down			
332-1005	1	Block, Terminal (20 Place)			
332-1006	1	Strip, Marker - For 20 Place Block			
307-1143	1	Relay, Generating			
323-0760	1	Socket, Relay			
332-0612	1	Strip, Marker (3 Place)			
307-1157	1	Spring, Hold-Down			
301-3252	1	Bracket, Relay Mounting			
155-0360	1	Muffler, Critical Type			
155-0927	1	Tube, Exhaust			
140-0078	2	Bands, Muffler - Mounted On Housing			
405-1889	1	Shield, Rain			
505-0043	2	Elbow, 90° (1½")			



SPECIAL PARTS LIST FOR **MODEL** 12.5RJC-3R **SPEC** 18378AA  
 FOR STANDARD PARTS REFER TO **CATALOG** 974-0220 **KEY NO.** 1  
 (PARTS CATALOG ALSO CONTAINS COMPONENTS FOR MAJOR OPTIONAL FEATURES LISTED BELOW)

**WIRING DIAGRAM NO.** (ENG) 612-2717-01 (AC) 612-4815-06

PART NO.	QTY.	DESCRIPTION	PART NO.	QTY.	DESCRIPTION
Housed Model Natural Gas Carburetor Water Jacket Heater Regulator Filter Assembly					
301-2288	1	Panel, Control - Upper			

SPECIAL PARTS LIST FOR MODEL 12.5RJC-3R SPEC 18382AA  
 FOR STANDARD PARTS REFER TO CATALOG 974-0220 KEY NO. 1  
 (PARTS CATALOG ALSO CONTAINS COMPONENTS FOR MAJOR OPTIONAL FEATURES LISTED BELOW)  
 WIRING DIAGRAM NO. (ENG) 612-2718-01 (AC) 612-5404-06

PART NO.	QTY.	DESCRIPTION	PART NO.	QTY.	DESCRIPTION
Housed Model Natural Gas Carburetor Muffler Mounted On Housing Overspeed Cut Off Low Oil Pressure Cut Off High Water Temperature Cut Off Overcrank Cut Off					
301-2288	1	Panel, Control - Upper			
307-0655	3	Relay, Emergency Latching			
320-0259	1	Relay, Cranking Limiter			
301-2125	1	Panel, Control - Lower			
322-0004	4	Lamp, Plant, Low Oil Pressure High Water Temperature, And Overspeed			
322-0069	4	Holder, Lamp			
332-0795	1	Block, Terminal - 16 Place			
332-0862	1	Strip, Marker (For 16 Place Block)			
301-1161	1	Panel, Control - Lower			
323-0091	2	Receptacle, 20 Amp, 4 Wire			
323-0185	2	Plug, Twist Lock, 20 Amp, 4 Wire			
323-0383	1	Receptacle, Duplex, 2 Wire, 120 Volt			
323-0186	1	Receptacle, 50 Amp, 3 Wire			
323-0187	1	Plug, Twist Lock, 50 Amp, 4 Wire			
155-0360	1	Muffler, Critical Type			
155-0927	1	Tube, Exhaust			
140-0078	2	Bands, Muffler - Mounted On Housing			
405-1889	1	Shield, Rain			
505-0043	2	Elbow, 90° (1½")			

SPECIAL PARTS LIST FOR MODEL 15.0RJC-18R SPEC 18399AA  
 FOR STANDARD PARTS REFER TO CATALOG 974-0220 KEY NO. 2  
 (PARTS CATALOG ALSO CONTAINS COMPONENTS FOR MAJOR OPTIONAL FEATURES LISTED BELOW)

WIRING DIAGRAM NO. (ENG) 612-4989-01 (AC) 612-4814-06

PART NO.	QTY.	DESCRIPTION	PART NO.	QTY.	DESCRIPTION
Gas - Gasoline Carburetor					
Overspeed Cut Off					
Low Oil Pressure Cut Off - Dual Senders					
High Water Temperature Cut Off - Dual Senders					
Overcrank Cut Off					
332-0941	1	Tie, Cable - Solenoid Coil Assembly			
332-1924	1	Cable, Tie - Spark Plug Leads			
520-0798	4	Stud, Generator Through			
520-0790	1	Stud, Rotor Through			
301-2019	1	Panel, Control - Upper			
303-0201	1	Rheostat Assembly - Adjustable			
301-2125	1	Panel, Control - Lower			
307-0848	1	Relay, Oil Pressure - To 15 Seconds			
322-0004	4	Lamp, Plant, Low Oil Pressure High Water Temperature, Overspeed			
322-0069	4	Holder, Lamp			
307-0655	3	Relay, Low Oil Pressure, High Water Temperature, Overspeed			
307-0819	3	Relay, Low Oil Pressure, & High Water Temperature, Low Engine Temperature			
323-0052	3	Socket, 8 Contact - Octal Type			
332-0943	2	Spacer, Relay Socket (3/8" OD)			
307-0778	3	Spring, Hold-Down			
332-1005	1	Block, Terminal (20 Place)			
332-1006	1	Strip, Marker - For 20 Place Block			
301-3241	1	Bracket, Relay Mounting			
301-2393	1	Bracket, Relay Mounting			
307-1143	1	Relay, Generating			
323-0760	1	Socket, Relay			
332-0612	1	Strip, Marker (3 Place)			
307-1157	1	Spring, Hold-Down			

SPECIAL PARTS LIST FOR MODEL 12.5RJC-4R SPEC 18405AA  
 FOR STANDARD PARTS REFER TO CATALOG 974-0220 KEY NO. 1  
 (PARTS CATALOG ALSO CONTAINS COMPONENTS FOR MAJOR OPTIONAL FEATURES LISTED BELOW)

WIRING DIAGRAM NO. (ENG)612-2718-01(AC)612-4816-06

PART NO.	QTY.	DESCRIPTION	PART NO.	QTY.	DESCRIPTION
Housed Model					
LPG Liquid Carburetor					
Water Jacket Heater					
Muffler Mounted On Housing					
Overspeed Cut Off					
Low Oil Pressure Cut Off					
High Water Temperature Cut Off					
Overcrank Cut Off					
Oil Base Heater					
320-0259	1	Relay, Cranking Limiter			
301-2125	1	Panel, Control - Lower			
322-0004	4	Lamp, Plant, Low Oil Pressure, High Water Temperature, Overspeed			
322-0069	4	Holder, Lamp			
307-0655	3	Relay, Low Oil Pressure, High Water Temperature, Overspeed			
332-0795	1	Block, Terminal - 16 Place			
332-0862	1	Strip, Marker (For 16 Place Block)			
301-2204	1	Panel, Control - Upper			
155-0360	1	Muffler, Critical Type			
155-0927	1	Tube, Exhaust			
140-0078	2	Bands, Muffler - Mounted On Housing			
405-1889	1	Shield, Rain			
505-0043	2	Elbow, 90° (1½")			

SPECIAL PARTS LIST FOR MODEL 12.5RJC-5DR SPEC 18417AA  
 FOR STANDARD PARTS REFER TO CATALOG 974-0220 KEY NO. 1  
 (PARTS CATALOG ALSO CONTAINS COMPONENTS FOR MAJOR OPTIONAL FEATURES LISTED BELOW)

WIRING DIAGRAM NO. (ENG) 612-4995-01 (AC) 612-4818-01

PART NO.	QTY.	DESCRIPTION	PART NO.	QTY.	DESCRIPTION
Natural Gas Carburetor					
High Compression Pistons					
Water Jacket Heater					
Overspeed Cut Off					
Low Oil Pressure Cut Off					
High Water Temperature Cut Off					
Overcrank Cut Off					
Oil Base Heater					
301-2204	1	Panel, Control - Upper			
320-0259	1	Relay, Cranking Limiter			
301-2125	1	Panel, Control - Lower			
322-0004	4	Lamp, Plant, Low Oil Pressure High Water Temperature, Overspeed			
322-0069	4	Holder, Lamp			
307-0655	3	Relay, Low Oil Pressure, High Water Temperature Overspeed			
332-0943	2	Spacer, Relay Socket			
307-0778	1	Spring, Hold Down			
332-1005	1	Block, Terminal - 20 Place			
307-1077	1	Relay, Time Delay Start - 3 Second			
323-0052	2	Socket, 8 Contact - Octal Type			
332-1006	1	Strip, Marker (For 20 Place Block)			
307-0819	1	Relay, Low Engine Temperature			
301-3252	1	Bracket, Relay Mounting			
307-1143	1	Relay, Generating			
323-0760	1	Socket, Relay			

SPECIAL PARTS LIST FOR **MODEL** 15.0RJC-18R **SPEC** 18456AA  
 FOR STANDARD PARTS REFER TO **CATALOG** 974-0220 **KEY NO.** 4  
 (PARTS CATALOG ALSO CONTAINS COMPONENTS FOR MAJOR OPTIONAL FEATURES LISTED BELOW)

**WIRING DIAGRAM NO.** (ENG) 612-2717-01 (AC) 612-4814-02

PART NO.	QTY.	DESCRIPTION	PART NO.	QTY.	DESCRIPTION
		City Water Cooled Water Cooled Manifold Heat Exchanger Natural Gas Carburetor High Compression Pistons Skid & Battery Rack			
502-0257	1	Tee, Brass - Exhaust Manifold (3/8" Pipe)			
517-0059	1	Plug, Expansion (1-7/16" OD)			
503-0478	1	Hose, Water Inlet - 9" Lg.			
520-0798	4	Stud, Generator Through			
520-0790	1	Stud, Rotor Through			
301-2019	1	Panel, Control - Upper			
307-1077	1	Relay, Time Delay - 3 Second			
323-0052	1	Socket, 8 Contact - Octal Type			
416-0522	1	Plate, Battery Mounting			

SPECIAL PARTS LIST FOR **MODEL** 15.0RJC-4R **SPEC** 18512AB  
 FOR STANDARD PARTS REFER TO **CATALOG** 974-0220 **KEY NO.** 2  
 (PARTS CATALOG ALSO CONTAINS COMPONENTS FOR MAJOR OPTIONAL FEATURES LISTED BELOW)

**WIRING DIAGRAM NO.** (ENG)612-5487-01(AC)612-5500-07

PART NO.	QTY.	DESCRIPTION	PART NO.	QTY.	DESCRIPTION
Housed Model					
Muffler Mounted On Housing					
LPG Vapor Carburetor					
Voltage Regulator Filter Package					
520-0798	4	Stud, Generator Through			
520-0790	1	Stud, Rotor Through			
301-2204	1	Panel, Control - Upper			
155-0360	1	Muffler, Critical Type			
155-0927	1	Tube, Exhaust			
140-0078	2	Bands, Muffler - Mounted On Housing			
405-1889	1	Shield, Rain			
505-0043	2	Elbow, 90° (1½")			

SPECIAL PARTS LIST FOR MODEL 15.0RJC-4R SPEC 18642AA  
 FOR STANDARD PARTS REFER TO CATALOG 974-0220 KEY NO. 2  
 (PARTS CATALOG ALSO CONTAINS COMPONENTS FOR MAJOR OPTIONAL FEATURES LISTED BELOW)  
 WIRING DIAGRAM NO. (ENG) 612-2717-01 (AC) 612-4816-17

PART NO.	QTY.	DESCRIPTION	PART NO.	QTY.	DESCRIPTION
Housed Model					
Muffler Mounted On Housing					
520-0798	4	Stud, Generator Through			
520-0790	1	Stud, Rotor Through			
301-2204	1	Panel, Control - Upper			
303-0201	1	Rheostat Assembly - Adjustable			
155-0360	1	Muffler, Critical Type			
155-0927	1	Tube, Exhaust			
140-0078	2	Bands, Muffler - Mounted On Housing			
405-1889	1	Shield, Rain			
505-0043	2	Elbow, 90° (1½")			



SPECIAL PARTS LIST FOR MODEL 12.5RJC-3R SPEC 18684AA  
 FOR STANDARD PARTS REFER TO CATALOG 974-0220 KEY NO. 3  
 (PARTS CATALOG ALSO CONTAINS COMPONENTS FOR MAJOR OPTIONAL FEATURES LISTED BELOW)

WIRING DIAGRAM NO. (ENG)612-2717-01(AC)612-4815-01

PART NO.	QTY.	DESCRIPTION	PART NO.	QTY.	DESCRIPTION
		City Water Cooled			
		Water Cooled Manifold			
		Overspeed Cut Off			
		Gas - Gasoline Carburetor			
		Heat Exchanger			
		Water Jacket Heater			
130-0813	1	Line, Water - Expansion Tank To Exhaust Manifold			
502-0257	1	Tee, Pipe (3/8") Brass - Exhaust Manifold			
517-0059	1	Plug, Expansion (1-7/16" OD)			
504-0007	1	Cock, Shut Off - Fuel Pump			
502-0020	1	Elbow, Street Pipe - Fuel Pump			
332-0941	1	Tie, Cable - Solenoid Coil Assembly			
301-2288	1	Panel, Control - Upper			
503-0478	1	Hose, Water Inlet, 9" Lg.			
505-0376	1	Elbow, 45° (3/8")			
416-0522	1	Plate, Battery Mounting			

SPECIAL PARTS LIST FOR MODEL 15.0RJC-3CR SPEC 18697AA  
 FOR STANDARD PARTS REFER TO CATALOG 974-0220 KEY NO. 2  
 (PARTS CATALOG ALSO CONTAINS COMPONENTS FOR MAJOR OPTIONAL FEATURES LISTED BELOW)

WIRING DIAGRAM NO. (ENG) 612-2717-01 (AC) 612-4814-03

PART NO.	QTY.	DESCRIPTION	PART NO.	QTY.	DESCRIPTION
Housed Model LPG Vapor Carburetor Muffler Mounted on Housing Overspeed Cut Off					
301-2019	1	Panel, Control - Upper			
155-0360	1	Muffler, Critical Type			
155-0927	1	Tube, Exhaust			
140-0078	2	Bands, Muffler - Mounted on Housing			
405-1889	1	Shield, Rain			
505-0043	2	Elbow, 90° (1½")			

SPECIAL PARTS LIST FOR **MODEL** 12.5RJC-3R **SPEC** 18733AA  
 FOR STANDARD PARTS REFER TO **CATALOG** 974-0220 **KEY NO.** 1  
 (PARTS CATALOG ALSO CONTAINS COMPONENTS FOR MAJOR OPTIONAL FEATURES LISTED BELOW)  
**WIRING DIAGRAM NO.** (ENG) 612-2717-01 (AC) 612-4815-01

PART NO.	QTY.	DESCRIPTION	PART NO.	QTY.	DESCRIPTION
		Natural Gas Carburetor			
		Overspeed Cut Off			
		Water Jacket Heater			
		Oil Base Heater			
301-2288	1	Panel, Control - Upper			

SPECIAL PARTS LIST FOR **MODEL** 15.0RJC-4R **SPEC** 18733AB  
 FOR STANDARD PARTS REFER TO **CATALOG** 974-0220 **KEY NO.** 2  
 (PARTS CATALOG ALSO CONTAINS COMPONENTS FOR MAJOR OPTIONAL FEATURES LISTED BELOW)  
**WIRING DIAGRAM NO.** (ENG) 612-5487-01 (AC) 612-5500-02

PART NO.	QTY.	DESCRIPTION	PART NO.	QTY.	DESCRIPTION
LPG Vapor Carburetor					
Water Jacket Heater					
Oil Base Heater					
Overspeed Cut Off					
520-0798	4	Stud, Generator Through			
520-0790	1	Stud, Rotor Through			
301-2204	1	Panel, Control - Upper			

SPECIAL PARTS LIST FOR **MODEL** 12.5RJC-9XR **SPEC** 18834AA  
 FOR STANDARD PARTS REFER TO **CATALOG** 974-0220 **KEY NO.** 3  
 (PARTS CATALOG ALSO CONTAINS COMPONENTS FOR MAJOR OPTIONAL FEATURES LISTED BELOW)  
**WIRING DIAGRAM NO.** (ENG) 612-2718-01 (AC) 612-4892-07

PART NO.	QTY.	DESCRIPTION	PART NO.	QTY.	DESCRIPTION
		Natural Gas Carburetor			
		City Water Cooled			
		Water Cooled Manifold			
		Heat Exchanger			
		High Compression Pistons			
		Water Jacket Heater			
		Oil Base Heater			
		Skid & Battery Rack			
		Overspeed Cut Off			
		Low Oil Pressure Cut Off			
		High Water Temperature Cut Off			
		Overcrank Cut Off			
130-0813	1	Line, Water			
502-0257	1	Tee, Brass (3/8" Pipe) - Exhaust Manifold			
517-0059	1	Plug, Expansion (1-7/16" OD)			
503-0478	1	Hose, Water Inlet - 9" Lg.			
322-0004	4	Lamp, Plant, Low Oil Pressure High Water Temperature, Overspeed			
322-0069	4	Holder, Lamp			
320-0259	1	Relay, Cranking Limiter			
301-2125	1	Panel, Control - Lower			
307-0655	3	Relay, Low Oil Pressure, High Water Temperature, Overspeed			
322-0795	1	Block, Terminal - 16 Place			
332-0862	1	Strip, Marker (For 16 Place Block)			
301-3736	1	Panel, Control - Upper			
320-0551	1	Circuit Breaker, 25 Amp, 3 Pole, 600 Volt, 17.5 KW			
303-0201	1	Rheostat Assembly - Adjustable			
416-0522	1	Plate, Battery Mounting			

SPECIAL PARTS LIST FOR MODEL 15.0RJC-18R SPEC 18895AA  
 FOR STANDARD PARTS REFER TO CATALOG 974-0220 KEY NO. 4  
 (PARTS CATALOG ALSO CONTAINS COMPONENTS FOR MAJOR OPTIONAL FEATURES LISTED BELOW)

WIRING DIAGRAM NO. (ENG) 612-4372-01 (AC) 612-4814-02

PART NO.	QTY.	DESCRIPTION	PART NO.	QTY.	DESCRIPTION
City Water Cooled					
Water Cooled Manifold					
Heat Exchanger					
LPG Vapor Carburetor					
154-1224	1	Manifold, Intake			
502-0257	1	Tee, Brass - Exhaust Manifold (3/8" Pipe)			
517-0059	1	Plug, Expansion (1-7/16" OD)			
503-0478	1	Hose, Water Inlet - 9" Lg.			
520-0798	4	Stud, Generator Through			
520-0790	1	Stud, Rotor Through			
301-2019	1	Panel, Control - Upper			

SPECIAL PARTS LIST FOR **MODEL** 15.0RJC-3R **SPEC** 18948AA  
 FOR STANDARD PARTS REFER TO **CATALOG** 974-0220 **KEY NO.** 2  
 (PARTS CATALOG ALSO CONTAINS COMPONENTS FOR MAJOR OPTIONAL FEATURES LISTED BELOW)  
**WIRING DIAGRAM NO.** (ENG)612-2717-01(AC)612-4815-07

PART NO.	QTY.	DESCRIPTION	PART NO.	QTY.	DESCRIPTION
		Housed Model			
		LPG Vapor & Gasoline Carburetor			
		Muffler Mounted On Housing			
		Water Jacket Heater			
		Oil Base Heater			
		Regulator Filter Package			
504-0007	1	Cock, Shut Off - Fuel Pump			
502-0020	1	Elbow, Street - Fuel Pump			
332-0941	1	Tie, Cable - Solenoid Coil Assembly			
301-2288	1	Panel, Control - Upper			
155-0360	1	Muffler, Critical Type			
155-0927	1	Tube, Exhaust			
140-0078	2	Bands, Muffler - Mounted On Housing			
405-1889	1	Shield, Rain			
505-0043	2	Elbow, 90° (1½")			

SPECIAL PARTS LIST FOR **MODEL** 12.5RJC-4R **SPEC** 18950AB  
 FOR STANDARD PARTS REFER TO **CATALOG** 974-0220 **KEY NO.** 1  
 (PARTS CATALOG ALSO CONTAINS COMPONENTS FOR MAJOR OPTIONAL FEATURES LISTED BELOW)

**WIRING DIAGRAM NO.** (ENG) 612-5509-01 (AC) 612-5500-06

PART NO.	QTY.	DESCRIPTION	PART NO.	QTY.	DESCRIPTION
		Housed Model			
		Mounted Fuel Tank			
		Water Jacket Heater			
		Overspeed Cut Off			
		Low Oil Pressure Cut Off			
		High Water Temperature Cut Off			
		Overcrank Cut Off			
301-2204	1	Panel, Control - Upper			
307-0655	3	Relay, Lop, Hwt, Overspeed Shutdown			
301-2125	1	Panel, Control - Lower			
322-0004	4	Lamp, Plant, Low Oil Pressure High Water Temperature, Overspeed			
322-0069	4	Holder, Lamp			
332-1005	1	Block, Terminal (20 Place)			
332-1006	1	Strip, Marker - For 20 Place Block			
501-0005	1	Line, Fuel - Flex (18½" Lg.)			



SPECIAL PARTS LIST FOR MODEL 15.0RJC-4R SPEC 18993AA  
 FOR STANDARD PARTS REFER TO CATALOG 974-0220 KEY NO. 2  
 (PARTS CATALOG ALSO CONTAINS COMPONENTS FOR MAJOR OPTIONAL FEATURES LISTED BELOW)

WIRING DIAGRAM NO. (ENG)612-2718-01(AC)612-4816-02

PART NO.	QTY.	DESCRIPTION	PART NO.	QTY.	DESCRIPTION
LPG Liquid Carburetor					
Water Jacket Heater					
Oil Base Heater					
Voltage Regulator Filter Package					
Overspeed Cut Off					
Low Oil Pressure Cut Off					
High Water Temperature Cut Off					
Overcrank Cut Off					
520-0798	4	Stud, Generator Through			
520-0790	1	Stud, Rotor Through			
301-2204	1	Panel, Control - Upper			
301-2125	1	Panel, Control - Lower			
322-0004	4	Lamp, Plant, Low Oil Pressure High Water Temperature, Overspeed			
322-0069	4	Holder, Lamp			
332-0795	1	Block, Terminal - Engine			
332-0862	1	Strip, Marker			
307-0655	3	Relay, Low Oil Pressure, High Water Temperature, Overspeed Shutdown			

SPECIAL PARTS LIST FOR MODEL 15.0RJC-18R SPEC 19014AA  
 FOR STANDARD PARTS REFER TO CATALOG 974-0220 KEY NO. 2  
 (PARTS CATALOG ALSO CONTAINS COMPONENTS FOR MAJOR OPTIONAL FEATURES LISTED BELOW)  
 WIRING DIAGRAM NO. (ENG) 612-2718-01(AC) 612-4814-04

PART NO.	QTY.	DESCRIPTION	PART NO.	QTY.	DESCRIPTION
		Housed Unit			
		Water Jacket Heater			
		Oil Base Heater			
		Overspeed Cut Off			
		Low Oil Pressure Cut Off			
		High Water Temperature Cut Off			
		Overcrank Cut Off			
332-1924	1	Cable, Tie - Spark Plug Leads			
520-0798	4	Stud, Generator Through			
520-0790	1	Stud, Rotor Through			
301-2019	1	Panel, Control - Upper			
301-2125	1	Panel, Control - Lower			
322-0004	4	Lamp, Plant, Low Oil Pressure			
		High Water Temperature,			
		Overspeed			
322-0069	4	Holder, Lamp			
307-0655	3	Relay, Low Oil Pressure,			
		High Water Temperature,			
		Overspeed			
332-0795	1	Block, Terminal (16 Place)			
332-0862	1	Strip, Marker - For 16 Place			
		Block			

SPECIAL PARTS LIST FOR MODEL 15.0RJC-9XR SPEC 19047AA  
 FOR STANDARD PARTS REFER TO CATALOG 974-0220 KEY NO. 2  
 (PARTS CATALOG ALSO CONTAINS COMPONENTS FOR MAJOR OPTIONAL FEATURES LISTED BELOW)

WIRING DIAGRAM NO. (ENG) 612-4989-01 (AC) 612-4892-02

PART NO.	QTY.	DESCRIPTION	PART NO.	QTY.	DESCRIPTION
Natural Gas Carburetor					
High Compression Pistons					
Water Jacket Heater					
Oil Base Heater					
Overspeed Cut Off					
Low Oil Pressure Cut Off - Dual Senders					
High Water Temperature Cut Off - Dual Senders					
Overcrank Cut Off					
301-3736	1	Panel, Control - Upper			
320-0551	1	Breaker, Circuit - 25 Amp, 3 Pole, 600 Vac			
301-2125	1	Panel, Control - Lower			
307-0848	1	Relay, Oil Pressure - To 15 Seconds			
322-0004	4	Lamp, Plant, Low Oil Pressure, High Water Temperature, & Overspeed			
322-0069	4	Holder, Lamp			
307-0655	3	Relay, Low Oil Pressure, High Water Temperature, Overspeed			
307-0819	3	Relay, Low Oil Pressure, High Water Temperature, & Low Engine Temperature			
323-0052	3	Socket, 8 Contact - Octal Type			
332-0943	2	Spacer, Relay Socket (3/8" OD)			
307-0778	3	Spring, Hold-Down			
332-1005	1	Block, Terminal (20 Place)			
332-1006	1	Strip, Marker - For 20 Place Block			
301-3241	1	Bracket, Relay Mounting			
301-2393	1	Bracket, Relay Mounting			
307-1143	1	Relay, Generating			
323-0760	1	Socket, Relay			
332-0612	1	Strip, Marker (3 Place)			
307-1157	1	Spring, Hold-Down			

SPECIAL PARTS LIST FOR MODEL 15.0RJC-4R SPEC 19053AA  
 FOR STANDARD PARTS REFER TO CATALOG 974-0220 KEY NO. 2  
 (PARTS CATALOG ALSO CONTAINS COMPONENTS FOR MAJOR OPTIONAL FEATURES LISTED BELOW)

WIRING DIAGRAM NO. (ENG) 612-2717-01(AC) 612-4816-17

PART NO.	QTY.	DESCRIPTION	PART NO.	QTY.	DESCRIPTION
Housed Model					
LPG Vapor Carburetor					
Water Jacket Heater					
Oil Base Heater					
Overspeed Cut Off					
520-0798	4	Stud, Generator Through			
520-0790	1	Stud, Rotor Through			
301-2204	1	Panel, Control - Upper			
303-0201	1	Rheostat Assembly - Adjustable			

SPECIAL PARTS LIST FOR **MODEL** 15.0RJC-4R **SPEC** 19082AA  
 FOR STANDARD PARTS REFER TO **CATALOG** 974-0220 **KEY NO.** 2  
 (PARTS CATALOG ALSO CONTAINS COMPONENTS FOR MAJOR OPTIONAL FEATURES LISTED BELOW)  
**WIRING DIAGRAM NO.** (ENG) 612-2717-01(AC) 612-4816-12

PART NO.	QTY.	DESCRIPTION	PART NO.	QTY.	DESCRIPTION
		Day Tank			
		Overspeed Cut Off			
504-0007	1	Cock, Shut Off - Fuel Pump			
502-0020	1	Elbow, Street Pipe - Fuel Pump			
520-0798	4	Stud, Generator through			
520-0790	1	Stud, Rotor Through			
301-2204	1	Panel, Control - Upper			
303-0201	1	Rheostat Assembly - Adjustable			

SPECIAL PARTS LIST FOR **MODEL** 15.0RJC-4R **SPEC** 19082AB  
 FOR STANDARD PARTS REFER TO **CATALOG** 974-0220 **KEY NO.** 2  
 (PARTS CATALOG ALSO CONTAINS COMPONENTS FOR MAJOR OPTIONAL FEATURES LISTED BELOW)  
**WIRING DIAGRAM NO.** (ENG) 612-5487-01 (AC) 612-5500-12

PART NO.	QTY.	DESCRIPTION	PART NO.	QTY.	DESCRIPTION
Day Tank					
Overspeed Cut Off					
504-0007	1	Cock, Shut Off - Fuel Pump			
502-0020	1	Elbow, Street Pipe - Fuel Pump			
520-0798	4	Stud, Generator Through			
520-0790	1	Stud, Rotor Through			
301-2204	1	Panel, Control - Upper			
303-0201	1	Rheostat Assembly - Adjustable			

SPECIAL PARTS LIST FOR MODEL 15.0RJC-3R SPEC 19100AA  
 FOR STANDARD PARTS REFER TO CATALOG 974-0220 KEY NO. 2  
 (PARTS CATALOG ALSO CONTAINS COMPONENTS FOR MAJOR OPTIONAL FEATURES LISTED BELOW)

WIRING DIAGRAM NO. (ENG)612-4989-01(AC)612-4815-12

PART NO.	QTY.	DESCRIPTION	PART NO.	QTY.	DESCRIPTION
Natural Gas Carburetor					
High Compression Pistons					
Water Jacket Heater					
Overspeed Cut Off					
Low Oil Pressure Cut Off - Dual Senders					
High Water Temperature Cut Off - Dual Senders					
Overcrank Cut Off					
301-2288	1	Panel, Control - Upper			
303-0201	1	Rheostat Assembly - Voltage Adjustable			
307-0655	3	Relay, Lop, Hwt, Overspeed Shutdown			
301-2125	1	Panel, Control - Lower			
322-0004	4	Lamp, Plant, Low Oil Pressure, High Water Temperature, Overspeed			
322-0069	4	Holder, Lamp			
301-3241	1	Bracket, Relay Mounting			
301-2393	1	Bracket, Relay Mounting			
323-0052	3	Socket, 8 Contact - Octal Type			
307-0819	3	Relay, Low Engine Temperature, Lop, High Water Temperature			
307-1157	1	Spring, Relay Hold Down			
307-0848	1	Relay, Oil Pressure - To 15 Seconds			
307-1143	1	Relay, Generating			
323-0760	1	Socket, Relay			
332-0943	2	Spacer, Relay Socket (3/8" OD)			
307-0778	3	Spring, Hold Down			
332-1005	1	Block, Terminal (20 Place)			
332-1006	1	Strip, Marker - For 20 Place Block			
332-0612	1	Strip, Marker			

SPECIAL PARTS LIST FOR MODEL 15.0RJC-4R SPEC 19104AB  
 FOR STANDARD PARTS REFER TO CATALOG 974-0220 KEY NO. 2  
 (PARTS CATALOG ALSO CONTAINS COMPONENTS FOR MAJOR OPTIONAL FEATURES LISTED BELOW)  
 WIRING DIAGRAM NO. (ENG) 612-5497-01 (AC) 612-5500-17

PART NO.	QTY.	DESCRIPTION	PART NO.	QTY.	DESCRIPTION
Housed Unit					
Natural Gas Carburetor					
Muffler Mounted On Housing					
High Compression Pistons					
Water Jacket Heater					
Oil Base Heater					
Overspeed Cut Off					
Low Oil Pressure Cut Off - Dual Senders					
High Water Temperature Cut Off - Dual Senders					
Overcrank Cut Off					
520-0798	4	Stud, Generator Through			
520-0790	1	Stud, Rotor Through			
301-2204	1	Panel, Control - Upper			
303-0201	1	Rheostat Assembly - Adjustable			
301-2125	1	Panel Control - Lower			
307-0848	1	Relay, Oil Pressure - To 15 Seconds			
322-0004	4	Lamp, Plant, Low Oil Pressure, High Water Temperature, Overspeed			
322-0069	4	Holder, Lamp			
307-0655	3	Relay, Low Oil Pressure, High Water Temperature, Overspeed			
332-0943	2	Spacer, Relay Socket			
307-0778	2	Spring, Hold Down			
332-1005	1	Block, Terminal (20 Place)			
332-1006	1	Strip, Marker - For 20 Place Block			
307-0819	3	Relay, Low Engine Temperature, Low Oil Pressure & High Water Temperature			
323-0052	3	Socket, 8 Contact - Octal Type			
323-0760	1	Socket, Relay			
307-1143	1	Relay, Generating			
301-3241	1	Bracket, Relay Mounting			
301-2393	1	Bracket, Relay Mounting			
307-1157	1	Spring, Hold Down			
155-0360	1	Muffler, Critical Type			
155-0927	1	Tube, Exhaust			
140-0078	2	Bands, Muffler - Mounted On Housing			
405-1889	1	Shield, Rain			
505-0043	2	Elbow, 90° (1½")			



SPECIAL PARTS LIST FOR MODEL 15.0RJC-4R SPEC 19260AB  
 FOR STANDARD PARTS REFER TO CATALOG 974-0220 KEY NO. 2  
 (PARTS CATALOG ALSO CONTAINS COMPONENTS FOR MAJOR OPTIONAL FEATURES LISTED BELOW)

WIRING DIAGRAM NO. (ENG)612-5522-01(AC)612-5500-17

PART NO.	QTY.	DESCRIPTION	PART NO.	QTY.	DESCRIPTION
Housed Model LPG Vapor Carburetor Overspeed Cut Off Low Oil Pressure Cut Off High Water Temperature Cut Off Overcrank Cut Off					
520-0798	4	Stud, Generator Through			
520-0790	1	Stud, Rotor Through			
301-2204	1	Panel, Control - Upper			
303-0201	1	Rheostat Assembly - Adjustable			
301-2125	1	Panel, Control - Lower			
307-0655	3	Relay, Low Oil Pressure, High Water Temperature, & Overspeed Shutdown			
322-0004	4	Lamp, Panel, Plant, Low Oil Pressure, High Water Temperature, & Overspeed			
322-0069	4	Holder, Lamp			
332-0943	2	Spacer, Relay Socket (3/8" OD)			
332-1005	1	Block, Terminal (20 Place)			
332-1006	1	Strip, Marker - For 20 Place Block			
307-1157	1	Spring, Relay Hold Down			
307-1143	1	Relay, Generating			
323-0760	1	Socket, Relay			
300-0673	1	Control, Alarm Relay			

SPECIAL PARTS LIST FOR MODEL 12.5RJC-5DR SPEC 19308AB  
 FOR STANDARD PARTS REFER TO CATALOG 974-0220 KEY NO. 1  
 (PARTS CATALOG ALSO CONTAINS COMPONENTS FOR MAJOR OPTIONAL FEATURES LISTED BELOW)

WIRING DIAGRAM NO. (ENG) 612-5509-01 (AC) 612-5502-01

PART NO.	QTY.	DESCRIPTION	PART NO.	QTY.	DESCRIPTION
		Natural Gas Carburetor			
		Water Jacket Heater			
		Oil Base Heater			
		Overspeed Cut Off			
		Low Oil Pressure Cut Off			
		High Water Temperature Cut Off			
		Overcrank Cut Off			
301-2204	1	Panel, Control - Upper			
301-2125	1	Panel, Control - Lower			
322-0004	4	Lamp, Plant, Low Oil			
		Pressure, High Water			
		Temperature, Overspeed			
322-0069	4	Holder, Lamp			
307-0655	3	Relay, Low Oil Pressure,			
		High Water Temperature,			
		Overspeed			
332-1005	1	Block, Terminal (20 Place)			
332-1006	1	Strip, Marker - For 20 Place			
		Block			

SPECIAL PARTS LIST FOR MODEL 12.5RJC-4R SPEC 19310AB  
 FOR STANDARD PARTS REFER TO CATALOG 974-0220 KEY NO. 1  
 (PARTS CATALOG ALSO CONTAINS COMPONENTS FOR MAJOR OPTIONAL FEATURES LISTED BELOW)

WIRING DIAGRAM NO. (ENG) 612-5531-01(AC) 612-5500-01

PART NO.	QTY.	DESCRIPTION	PART NO.	QTY.	DESCRIPTION
Natural Gas Carburetor					
Overspeed Cut Off					
301-2204	1	Panel, Control - Upper			
320-0259	1	Relay, Cranking Limiter			
332-1043	1	Jumper			
307-0696	1	Relay, 10 Second			
323-0052	2	Socket, 8 Contact - Octal Type			
307-0734	1	Relay, Cycle Cranker - 5 Second			
332-0943	4	Spacer			

SPECIAL PARTS LIST FOR MODEL 15.0RJC-4R131 SPEC 19324AB  
 FOR STANDARD PARTS REFER TO CATALOG 974-0220 KEY NO. 4  
 (PARTS CATALOG ALSO CONTAINS COMPONENTS FOR MAJOR OPTIONAL FEATURES LISTED BELOW)  
 WIRING DIAGRAM NO. (ENG)612-5497-02(AC)612-5500-02

PART NO.	QTY.	DESCRIPTION	PART NO.	QTY.	DESCRIPTION
Note: Pennsylvania Approved			307-0778	3	Spring, Hold-Down
LPG Vapor Carburetor			332-1005	1	Block, Terminal (20 Place
City Water Cooled			332-1006	1	Strip, Marker - For 20 Pl
Water Cooled Manifold					Block
Overspeed Cut Off			307-0914	1	Relay, Starter Pilot
Low Oil Pressure Cut Off - Dual Senders			301-3241	1	Bracket, Relay Mounting
High Water Temperature Cut Off - Dual Senders			301-2393	1	Bracket, Relay Mounting
Overcrank Cut Off			149-0558	1	Strainer, Regulator
517-0059	1	Plug, Expansion (1-7/16" OD)	307-0829	1	Kit, Coil Replacement
503-0478	1	Hose, Water Inlet - 9" Lg.	416-0325	1	Hydrometer, 3 Color Scale
505-0075	1	Nipple, Pipe - Adapter			Battery Tester
		Assembly (3/8" X 2 1/2")			
309-0179	1	Thermostat - Adapter Assembly			
		Open 190°, Close 215°			
502-0258	3	Nipple, Half (3/8") - Exhaust			
		Manifold			
502-0257	1	Tee - Exhaust Manifold			
502-0263	1	Elbow - Brass (3/8") -			
		Exhaust Manifold			
502-0085	2	Nipple (3/8") - Exhaust			
		Manifold			
520-0798	4	Stud, Generator Through			
520-0790	1	Stud, Rotor Through			
301-2204	1	Panel, Control - Upper			
301-2125	1	Panel, Control - Lower			
307-0655	3	Relay, Low Oil Pressure,			
		High Water Temperature, &			
		Overspeed Shutdown			
322-0004	4	Lamp, Panel, Plant, Low Oil			
		Pressure, High Water			
		Temperature, & Overspeed			
322-0069	4	Holder, Lamp			
307-0819	3	Relay, Low Oil Pressure,			
		High Water Temperature, &			
		Low Engine Temperature			
307-0848	1	Relay, Oil Pressure - To 15			
		Seconds			
323-0052	3	Socket, 8 Contact - Octal			
		Type			
308-0005	1	Switch, Selector			
307-1157	1	Spring, Relay Hold-Down			
307-1143	1	Relay, Generating			
323-0760	1	Socket, Relay			
332-0943	2	Spacer, Relay Socket			

SPECIAL PARTS LIST FOR **MODEL** 15.0RJC-3R **SPEC** 19331AB  
 FOR STANDARD PARTS REFER TO **CATALOG** 974-0220 **KEY NO.** 2  
 (PARTS CATALOG ALSO CONTAINS COMPONENTS FOR MAJOR OPTIONAL FEATURES LISTED BELOW)  
**WIRING DIAGRAM NO.** (ENG) 612-5487-01 (AC) 612-5486-07

PART NO.	QTY.	DESCRIPTION	PART NO.	QTY.	DESCRIPTION
Housed Model LPG Liquid Carburetor Water Jacket Heater Oil Base Heater Regulator Filter Package					
301-2288	1	Panel, Control - Upper			

SPECIAL PARTS LIST FOR **MODEL** 12.5RJC-3R **SPEC** 19398AB  
 FOR STANDARD PARTS REFER TO **CATALOG** 974-0220 **KEY NO.** 1  
 (PARTS CATALOG ALSO CONTAINS COMPONENTS FOR MAJOR OPTIONAL FEATURES LISTED BELOW)  
**WIRING DIAGRAM NO.** (ENG) 612-5487-01 (AC) 612-5486-01

PART NO.	QTY.	DESCRIPTION	PART NO.	QTY.	DESCRIPTION
		LPG Vapor Carburetor			
		Water Jacket Heater			
		Voltage Regulator Filter Package			
		Oil Base Heater			
		Overspeed Cut Off			
301-2288	1	Panel, Control - Upper			

SPECIAL PARTS LIST FOR MODEL 12.5RJC-4R SPEC 19412AB  
 FOR STANDARD PARTS REFER TO CATALOG 974-0220 KEY NO. 1  
 (PARTS CATALOG ALSO CONTAINS COMPONENTS FOR MAJOR OPTIONAL FEATURES LISTED BELOW)

WIRING DIAGRAM NO. (ENG) 612-5540-01 (AC) 612-5500-11

PART NO.	QTY.	DESCRIPTION	PART NO.	QTY.	DESCRIPTION
Day Tank					
Overspeed Cut Off					
Low Oil Pressure Cut Off					
High Water Temperature Cut Off					
Overcrank Cut Off					
Overspeed Cut Off					
504-0007	1	Cock, Shut Off - Fuel Pump			
502-0020	1	Elbow, Street - Fuel Pump			
303-0201	1	Rheostat Assembly - Adjustable			
301-2204	1	Panel, Control - Upper			
307-0655	3	Relay, Emergency Latching			
320-0259	1	Relay, Cranking Limiter			
301-2125	1	Panel, Control - Lower			
322-0004	4	Lamp, Plant, Low Oil Pressure, High Water Temperature, Overspeed			
322-0069	4	Holder, Lamp			
323-0052	1	Socket, 8 Contact - Octal Type			
332-1043	1	Jumper			
307-1143	1	Relay, Generating			
323-0760	1	Socket, Relay			
332-0943	2	Spacer, Relay Socket			
307-0819	1	Relay, Low Engine Temperature			
307-0778	3	Spring, Hold-Down			
332-1005	1	Block, Terminal (20 Place)			
332-1006	1	Strip, Marker - For 20 Place Block			
301-3241	1	Bracket, Relay Mounting			
307-1157	1	Spring, Hold-Down			

SPECIAL PARTS LIST FOR MODEL 12.5RJC-18R131 SPEC 19429AB  
 FOR STANDARD PARTS REFER TO CATALOG 974-0220 KEY NO. 1  
 (PARTS CATALOG ALSO CONTAINS COMPONENTS FOR MAJOR OPTIONAL FEATURES LISTED BELOW)

WIRING DIAGRAM NO. (ENG) 612-5497-02(AC) 612-5498-01

PART NO.	QTY.	DESCRIPTION	PART NO.	QTY.	DESCRIPTION
Note: Pennsylvania Approved LPG Vapor Carburetor Overspeed Cut Off Low Oil Pressure Cut Off - Dual Senders High Water Temperature Cut Off - Dual Senders Overcrank Cut Off					
502-0058	1	Tee, Restricted Front			
301-1788	1	Panel, Control - Upper			
320-0259	1	Relay, Cranking Limiter			
332-1043	1	Jumper			
301-2125	1	Panel, Control - Lower			
322-0004	4	Lamp, Plant, Low Oil Pressure High Water Temperature, Overspeed			
322-0069	4	Holder, Lamp			
307-0655	3	Relay, Low Oil Pressure, High Water Temperature, Overspeed			
332-1005	1	Block, Terminal (20 Place)			
332-1006	1	Strip, Marker - For 20 Place Block			
307-1143	1	Relay, Generating			
323-0760	1	Socket, Relay			
307-1157	1	Spring, Hold-Down			
323-0052	3	Socket, 8 Contact - Octal Type			
307-0848	1	Relay, Oil Pressure - To 15 Seconds			
332-0943	2	Spacer			
307-0819	1	Relay, Low Engine Temperature			
307-0778	3	Spring, Hold-Down			
308-0005	1	Switch, Selector			
301-3241	1	Bracket, Relay Mounting			
301-2393	1	Bracket, Relay Mounting			
307-0819	2	Relay, Lop & Hwt Pre-Alarm			
307-0829	1	Kit, Coil Replacement			
416-0325	1	Hydrometer, 3 Color Scale - Battery Tester			
149-0558	1	Strainer, Regulator			



SPECIAL PARTS LIST FOR **MODEL** 12.5RJC-18R **SPEC** 19462AB  
 FOR STANDARD PARTS REFER TO **CATALOG** 974-0220 **KEY NO.** 1  
 (PARTS CATALOG ALSO CONTAINS COMPONENTS FOR MAJOR OPTIONAL FEATURES LISTED BELOW)  
**WIRING DIAGRAM NO.** (ENG) 612-5487-01 (AC) 612-5485-04

PART NO.	QTY.	DESCRIPTION	PART NO.	QTY.	DESCRIPTION
		Housed Model			
		LPG Vapor Carburetor			
		Water Jacket Heater			
		Oil Base Heater			
		Regulator Filter Assembly			
301-2019	1	Panel, Control - Upper			

SPECIAL PARTS LIST FOR **MODEL** 12.5RJC-18R **SPEC** 19463AB  
 FOR STANDARD PARTS REFER TO **CATALOG** 974-0220 **KEY NO.** 1  
 (PARTS CATALOG ALSO CONTAINS COMPONENTS FOR MAJOR OPTIONAL FEATURES LISTED BELOW)  
**WIRING DIAGRAM NO.** (ENG)612-5487-01(AC)612-5485-02

PART NO.	QTY.	DESCRIPTION	PART NO.	QTY.	DESCRIPTION
LPG Vapor Carburetor					
Regulator Filter Assembly					
301-2019	1	Panel, Control - Upper			

SPECIAL PARTS LIST FOR MODEL 15.0RJC-3R SPEC 19481AB  
 FOR STANDARD PARTS REFER TO CATALOG 974-0220 KEY NO. 2  
 (PARTS CATALOG ALSO CONTAINS COMPONENTS FOR MAJOR OPTIONAL FEATURES LISTED BELOW)

WIRING DIAGRAM NO. (ENG) 612-5509-01(AC) 612-5486-02

PART NO.	QTY.	DESCRIPTION	PART NO.	QTY.	DESCRIPTION
		Day Tank			
		Overspeed Cut Off			
		Low Oil Pressure Cut Off			
		High Water Temperature Cut Off			
		Overcrank Cut Off			
301-2288	1	Panel, Control - Upper			
320-0259	1	Relay, Cranking Limiter			
332-1005	1	Block, Terminal (20 Place)			
332-1006	1	Strip, Marker - Use With 20 Place Block			
301-2125	1	Panel, Control - Lower			
307-0655	3	Relay, Low Oil Pressure, High Air Temperature, & Overspeed Shutdown			
322-0004	6	Lamp, Panel, Plant, Low Oil Pressure, High Water Temperature, & Overspeed			
322-0069	4	Holder, Lamp			

SPECIAL PARTS LIST FOR MODEL 15.0RJC-18R SPEC 19510AB  
 FOR STANDARD PARTS REFER TO CATALOG 974-0220 KEY NO. 2  
 (PARTS CATALOG ALSO CONTAINS COMPONENTS FOR MAJOR OPTIONAL FEATURES LISTED BELOW)

WIRING DIAGRAM NO. (ENG)612-5497-01(AC)612-5485-02

PART NO.	QTY.	DESCRIPTION	PART NO.	QTY.	DESCRIPTION
Natural Gas Carburetor					
High Compression Pistons					
Water Jacket Heater					
Oil Base Heater					
Overspeed Cut Off					
Low Oil Pressure Cut Off - Dual Senders					
High Water Temperature Cut Off - Dual Senders					
Overcrank Cut Off					
520-0798	4	Stud, Generator Through			
520-0790	1	Stud, Rotor Through			
301-2019	1	Panel, Control - Upper			
301-2125	1	Panel, Control - Lower			
307-0655	3	Relay, Low Oil Pressure, High Water Temperature, & Overspeed Shutdown			
322-0004	4	Lamp, Panel, Plant, Low Oil Pressure, High Water Temperature, & Overspeed			
322-0069	4	Holder, Lamp			
307-0819	3	Relay, Low Oil Pressure, High Water Temperature, & Low Engine Temperature			
307-0848	1	Relay, Oil Pressure - To 15 Seconds			
323-0052	3	Socket, 8 Contact - Octal Type			
307-1157	1	Spring, Relay Hold-Down			
307-1143	1	Relay, Generating			
323-0760	1	Socket, Relay			
332-0943	2	Spacer, Relay Socket			
307-0778	3	Spring, Hold-Down			
332-1005	1	Block, Terminal (20 Place)			
332-1006	1	Strip, Marker - For 20 Place Block			
307-0914	1	Relay, Starter Pilot			
301-3241	1	Bracket, Relay Mounting			
301-2393	1	Bracket, Relay Mounting			

SPECIAL PARTS LIST FOR **MODEL** 15.0RJC-4XR **SPEC** 19587AB  
 FOR STANDARD PARTS REFER TO **CATALOG** 974-0220 **KEY NO.** 2  
 (PARTS CATALOG ALSO CONTAINS COMPONENTS FOR MAJOR OPTIONAL FEATURES LISTED BELOW)  
**WIRING DIAGRAM NO.** (ENG) 612-5487-01 (AC) 612-5501-08

PART NO.	QTY.	DESCRIPTION	PART NO.	QTY.	DESCRIPTION
Natural Gas Carburetor High Compression Pistons Overspeed Cut Off  520-0798     4     Stud, Generator Through 520-0790     1     Stud, Rotor Through 301-2308     1     Panel, Control - Upper 303-0201     1     Rheostat Assembly - Adjustable					

SPECIAL PARTS LIST FOR MODEL 15.0RJC-4R SPEC 19593AB  
 FOR STANDARD PARTS REFER TO CATALOG 974-0220 KEY NO. 2  
 (PARTS CATALOG ALSO CONTAINS COMPONENTS FOR MAJOR OPTIONAL FEATURES LISTED BELOW)

WIRING DIAGRAM NO. (ENG) 612-5497-01 (AC) 612-5500-02

PART NO.	QTY.	DESCRIPTION	PART NO.	QTY.	DESCRIPTION
Natural Gas Carburetor High Compression Pistons Water Jacket Heater Oil Base Heater Overspeed Cut Off Low Oil Pressure Cut Off - Dual Senders High Water Temperature Cut Off - Dual Senders Overcrank Cut Off					
520-0798	4	Stud, Generator Through			
520-0790	1	Stud, Rotor Through			
301-2204	1	Panel, Control - Upper			
301-2125	1	Panel, Control - Lower			
307-0848	1	Relay, Oil Pressure - To 15 Seconds			
322-0004	4	Lamp, Plant, Low Oil Pressure, High Water Temperature, Overspeed			
322-0069	4	Holder, Lamp			
307-0655	3	Relay, Low Oil Pressure, High Water Temperature, Overspeed			
332-0943	2	Spacer, Relay, Socket			
307-0778	2	Spring, Hold Down			
332-1005	1	Block, Terminal (20 Place)			
332-1006	1	Strip, Marker - For 20 Place Block			
307-0819	3	Relay, Low Engine Temperature, Low Oil Pressure & High Water Temperature			
323-0052	3	Socket, 8 Contact - Octal Type			
323-0760	1	Socket, Relay			
307-1143	1	Relay, Generating			
301-3241	1	Bracket, Relay Mounting			
301-2393	1	Bracket, Relay Mounting			
307-1157	1	Spring, Hold Down			

SPECIAL PARTS LIST FOR MODEL 15.0RJC-4R SPEC 19600AB  
 FOR STANDARD PARTS REFER TO CATALOG 974-0220 KEY NO. 2  
 (PARTS CATALOG ALSO CONTAINS COMPONENTS FOR MAJOR OPTIONAL FEATURES LISTED BELOW)  
 WIRING DIAGRAM NO. (ENG)612-5497-01(AC)612-5500-12

PART NO.	QTY.	DESCRIPTION	PART NO.	QTY.	DESCRIPTION
Natural Gas Carburetor					
High Compression Pistons					
Overspeed Cut Off					
Low Oil Pressure Cut Off - Dual Senders					
High Water Temperature Cut Off - Dual Senders					
Overcrank Cut Off					
520-0798	4	Stud, Generator Through			
520-0790	1	Stud, Rotor Through			
301-2204	1	Panel, Control - Upper			
303-0201	1	Rheostat Assembly - Adjustable			
301-2125	1	Panel, Control - Lower			
307-0848	1	Relay, Oil Pressure - To 15 Seconds			
322-0004	4	Lamp, Plant, Low Oil Pressure, High Water Temperature, Overspeed			
322-0069	4	Holder, Lamp			
307-0655	3	Relay, Low Oil Pressure, High Water Temperature, Overspeed			
332-0943	2	Spacer, Relay Socket			
307-0778	2	Spring, Hold Down			
332-1005	1	Block, Terminal (20 Place)			
332-1006	1	Strip, Marker - For 20 Place Block			
307-0819	3	Relay, Low Engine Temperature, Low Oil Pressure & High Water Temperature			
323-0052	3	Socket, 8 Contact - Octal Type			
323-0760	1	Socket, Relay			
307-1143	1	Relay, Generating			
301-3241	1	Bracket, Relay Mounting			
301-2393	1	Bracket, Relay Mounting			
307-1157	1	Spring, Hold Down			

SPECIAL PARTS LIST FOR MODEL 15.0RJC-3R SPEC 19671AB  
 FOR STANDARD PARTS REFER TO CATALOG 974-0220 KEY NO. 2  
 (PARTS CATALOG ALSO CONTAINS COMPONENTS FOR MAJOR OPTIONAL FEATURES LISTED BELOW)  
 WIRING DIAGRAM NO. (ENG) 612-5487-01 (AC) 612-5486-07

PART NO.	QTY.	DESCRIPTION	PART NO.	QTY.	DESCRIPTION
Housed Model					
LPG Liquid & Gasoline Carburetor					
Muffler Mounted On Housing					
Water Jacket Heater					
Mounted Fuel Tank					
Oil Base Heater					
332-0941	1	Tie, Cable - Solenoid Coil Assembly			
301-2288	1	Panel, Control - Upper			
501-0005	1	Line, Flex - Mounted Tank, 18½" Lg.			
155-0360	1	Muffler, Critical Type			
155-0927	1	Tube, Exhaust			
140-0078	2	Bands, Muffler - Mounted On Housing			
405-1889	1	Shield, Rain			
505-0043	2	Elbow, 90° (1½")			



SPECIAL PARTS LIST FOR MODEL 15.0RJG-4R SPEC 1971? 3  
 FOR STANDARD PARTS REFER TO CATALOG 974-0220 KEY NO. 2  
 (PARTS CATALOG ALSO CONTAINS COMPONENTS FOR MAJOR OPTIONAL FEATURES LISTED BELOW)  
 WIRING DIAGRAM NO. (ENG)612-5580-01(AC)612-5500-02

PART NO.	QTY.	DESCRIPTION	PART NO.	QTY.	DESCRIPTION
LPG Liquid Carburetor					
Water Jacket Heater					
Oil Base Heater					
Voltage Regulator Filter Package					
Overspeed Cut Off					
Low Oil Pressure Cut Off - Dual Senders					
High Water Temperature Cut Off - Dual Senders					
Overcrank Cut Off					
520-0798	4	Stud, Generator Through			
520-0790	1	Stud, Rotor Through			
301-2204	1	Panel, Control - Upper			
307-0655	3	Relay, Lop, Hwt, Overspeed Shutdown			
301-2574	1	Panel, Control - Lower			
322-0004	4	Lamp, Plant, Low Oil Pressure, High Water Temperature, Overspeed			
322-0069	4	Holder, Lamp			
301-3241	1	Bracket, Relay Mounting			
301-2393	2	Bracket, Relay Mounting			
323-0052	5	Socket, 8 Contact - Octal Type			
307-0819	3	Relay, Low Engine Temperature, Lop, High Water Temperature Pre Alarm			
307-1157	1	Spring, Relay Hold Down			
307-0848	1	Relay, Oil Pressure - To 15 Seconds			
307-1143	1	Relay, Generating			
323-0760	1	Socket, Relay			
307-1186	1	Relay, Time Delay - Total Crank 1 To 300 Seconds On Pickup			
332-0943	2	Spacer, Relay Socket (3/8" OD)			
307-0778	3	Spring, Hold Down			
332-1005	1	Block, Terminal (20 Place)			
332-1006	1	Strip, Marker - For 20 Place Block			
332-0612	2	Strip, Marker			
332-0611	3	Block, Terminal			
307-0696	1	Relay, Cycle Cranker - Time Delay 10 Seconds			
307-0734	1	Relay, Cycle Cranker - Time Delay 5 Seconds			

SPECIAL PARTS LIST FOR MODEL 15.0RJC-3R131 SPEC 19731AB  
 FOR STANDARD PARTS REFER TO CATALOG 974-0220 KEY NO. 2  
 (PARTS CATALOG ALSO CONTAINS COMPONENTS FOR MAJOR OPTIONAL FEATURES LISTED BELOW)

WIRING DIAGRAM NO. (ENG) 612-5497-02 (AC) 612-5486-07

PART NO.	QTY.	DESCRIPTION	PART NO.	QTY.	DESCRIPTION
Note: Pennsylvania Approved Housed Model LPG Vapor Carburetor Water Jacket Heater Oil Base Heater Overspeed Cut Off Low Oil Pressure Cut Off - Dual Senders High Water Temperature Cut Off - Dual Senders Overcrank Cut Off					
301-2288	1	Panel, Control - Upper			
301-2125	1	Panel, Control - Lower			
307-0848	1	Relay, Oil Pressure - To 15 Seconds			
322-0004	4	Lamp, Plant, Low Oil Pressure, High Water Temperature, Overspeed			
322-0069	4	Holder, Lamp			
307-0655	3	Relay, Low Oil Pressure, High Water Temperature, Overspeed			
332-0943	2	Spacer, Relay Socket			
307-0778	2	Spring, Hold Down			
332-1005	1	Block, Terminal - 20 Place			
332-1006	1	Strip, Marker (For 20 Place Block)			
307-0819	3	Relay, Low Engine Temperature, Low Oil Pressure & High Water Temperature			
323-0052	3	Socket, 8 Contact - Octal Type			
308-0005	1	Switch, Selector			
323-0760	1	Socket, Relay			
307-1143	1	Relay, Generating			
301-3241	1	Bracket, Relay Mounting			
301-2393	1	Bracket, Relay Mounting			
307-1157	1	Spring, Hold Down			
149-0558	1	Strainer, Regulator			
307-0829	1	Kit, Coil Replacement			
416-0325	1	Hydrometer, 3 Color Scale - Battery Tester			

SPECIAL PARTS LIST FOR MODEL 15.0RJC-4R131 SPEC 19731AB  
 FOR STANDARD PARTS REFER TO CATALOG 974-0220 KEY NO. 2  
 (PARTS CATALOG ALSO CONTAINS COMPONENTS FOR MAJOR OPTIONAL FEATURES LISTED BELOW)  
 WIRING DIAGRAM NO. (ENG) 612-5497-02 (AC) 612-5500-07

PART NO.	QTY.	DESCRIPTION	PART NO.	QTY.	DESCRIPTION
Note: Pennsylvania Approved Housed Unit LPG Vapor Carburetor Oil Base Heater Overspeed Cut Off Low Oil Pressure Cut Off - Dual Senders High Water Temperature Cut Off - Dual Senders Overcrank Cut Off Water Jacket Heater					
520-0798	4	Stud, Generator Through			
520-0790	1	Stud, Rotor Through			
301-2204	1	Panel, Control - Upper			
301-2125	1	Panel, Control - Lower			
307-0655	3	Relay, Low Oil Pressure, High Water Temperature, & Overspeed Shutdown			
322-0004	4	Lamp, Panel, Plant, Low Oil Pressure, High Water Temperature, & Overspeed			
322-0069	4	Holder, Lamp			
307-0819	3	Relay, Low Oil Pressure, High Water Temperature, & Low Engine Temperature			
307-0848	1	Relay, Oil Pressure - To 15 Seconds			
323-0052	3	Socket, 8 Contact - Octal Type			
308-0005	1	Switch, Selector			
307-1157	1	Spring, Relay Hold-Down			
307-1143	1	Relay, Generating			
323-0760	1	Socket, Relay			
332-0943	2	Spacer, Relay Socket			
307-0778	3	Spring, Hold-Down			
332-1005	1	Block, Terminal (20 Place)			
332-1006	1	Strip, Marker - For 20 Place Block			
307-0914	1	Relay, Starter Pilot			
301-3241	1	Bracket, Relay Mounting			
301-2393	1	Bracket, Relay Mounting			
149-0558	1	Strainer, Regulator			
307-0829	1	Kit, Coil Replacement			
416-0325	1	Hydrometer, 3 Color Scale - Battery Tester			



SPECIAL PARTS LIST FOR MODEL 15.0RJC-4XR SPEC 19751AB  
 FOR STANDARD PARTS REFER TO CATALOG 974-0220 KEY NO. 2  
 (PARTS CATALOG ALSO CONTAINS COMPONENTS FOR MAJOR OPTIONAL FEATURES LISTED BELOW)

WIRING DIAGRAM NO. (ENG) 612-5509-01 (AC) 612-5501-05

PART NO.	QTY.	DESCRIPTION	PART NO.	QTY.	DESCRIPTION
		Housed Unit			
		Water Jacket Heater			
		Oil Base Heater			
		Overspeed Cut Off			
		Low Oil Pressure Cut Off			
		High Water Temperature Cut Off			
		Overcrank Cut Off			
520-0798	4	Stud, Generator Through			
520-0790	1	Stud, Rotor Through			
301-2308	1	Panel, Control - Upper			
301-2125	1	Panel, Control - Lower			
307-0655	3	Relay, Low Oil Pressure, High Water Temperature, & Overspeed Shutdown			
322-0004	4	Lamp, Panel, Plant, Low Oil Pressure, High Water Temperature, & Overspeed			
322-0069	4	Holder, Lamp			
332-1005	1	Block, Terminal (20 Place)			
332-1006	1	Strip, Marker - For 20 Place Block			

SPECIAL PARTS LIST FOR MODEL 15.0RJC-4R SPEC 19758AB  
 FOR STANDARD PARTS REFER TO CATALOG 974-0220 KEY NO. 2  
 (PARTS CATALOG ALSO CONTAINS COMPONENTS FOR MAJOR OPTIONAL FEATURES LISTED BELOW)  
 WIRING DIAGRAM NO. (ENG) 612-5584-01(AC) 612-5500-17

PART NO.	QTY.	DESCRIPTION	PART NO.	QTY.	DESCRIPTION
Housed Unit					
Natural Gas Carburetor			405-1889	1	Shield, Rain
High Compression Pistons			505-0043	2	Elbow, 90° (1½")
Muffler Mounted On Housing					
Water Jacket Heater					
Oil Base Heater					
Overspeed Cut Off					
Low Oil Pressure Cut Off - Dual Senders					
High Water Temperature Cut Off - Dual Senders					
Overcrank Cut Off					
520-0798	4	Stud, Generator Through			
520-0790	1	Stud, Rotor Through			
301-2204	1	Panel, Control - Upper			
303-0201	1	Rheostat Assembly - Adjustable			
307-0655	3	Relay, Lop, Hwt, Overspeed Shutdown			
301-2125	1	Panel, Control - Lower			
322-0004	4	Lamp, Plant, Low Oil Pressure, High Water Temperature, Overspeed			
322-0069	4	Holder, Lamp			
301-3241	1	Bracket, Relay Mounting			
301-2393	1	Bracket, Relay Mounting			
323-0052	3	Socket, 8 Contact - Octal Type			
307-0819	3	Relay, Low Engine Temperature, Lop, High Water Temperature Pre Alarm			
307-1157	1	Spring, Relay Hold Down			
307-0848	1	Relay, Oil Pressure - To 15 Seconds			
307-1143	1	Relay, Generating			
323-0760	2	Socket, Relay			
332-0943	2	Spacer, Relay Socket			
307-0778	3	Spring, Hold Down			
332-1005	1	Block, Terminal (20 Place)			
332-1007	1	Strip, Marker - For 20 Place Block			
332-0611	3	Block, Terminal			
332-0612	2	Strip, Marker			
155-0360	1	Muffler, Critical Type			
155-0927	1	Tube, Exhaust			
140-0078	2	Bands, Muffler - Mounted On Housing			

SPECIAL PARTS LIST FOR MODEL 15.0RJC-4R SPEC 19827AB  
 FOR STANDARD PARTS REFER TO CATALOG 974-0220 KEY NO. 2  
 (PARTS CATALOG ALSO CONTAINS COMPONENTS FOR MAJOR OPTIONAL FEATURES LISTED BELOW)  
 WIRING DIAGRAM NO. (ENG) 612-5593-01 (AC) 612-5500-12

PART NO.	QTY.	DESCRIPTION	PART NO.	QTY.	DESCRIPTION
LPG Vapor Carburetor					
Water Jacket Heater					
Oil Base Heater					
Overspeed Cut Off					
Low Oil Pressure Cut Off - Dual Senders					
High Water Temperature Cut Off - Dual Senders					
Overcrank Cut Off					
520-0798	4	Stud, Generator Through			
520-0790	1	Stud, Rotor Through			
301-2204	1	Panel, Control - Upper			
303-0201	1	Rheostat Assembly - Adjustable			
307-0655	3	Latch, Relay - Emergency Stop & Alarm, Low Oil Pressure, High Water Temperature, & Overspeed			
301-2125	1	Panel, Control - Lower			
322-0004	4	Lamp, Plant, Low Oil Pressure, High Water Temperature, Overspeed			
322-0069	4	Holder, Lamp			
332-0943	2	Spacer, Relay Socket			
307-0778	3	Spring, Hold Down			
332-1005	1	Block, Terminal (20 Place)			
332-1006	1	Strip, Marker - For 20 Place Block			
307-0819	3	Relay, Low Engine Temperature, Low Oil Pressure & High Water Temperature			
323-0052	5	Socket, 8 Contact - Octal Type			
301-3241	1	Bracket, Relay Mounting			
301-2393	2	Bracket, Relay Mounting			
307-1157	1	Spring, Relay Hold Down			
307-0848	1	Relay, Oil Pressure - To 15 Seconds			
307-1143	1	Relay, Generating			
323-0760	1	Socket, Relay			
307-0696	1	Relay, Cycle Cranker - Time Delay 10 Seconds			
307-0734	1	Relay, Cycle Cranker - Time Delay 5 Seconds			
332-0612	2	Strip, Marker			

SPECIAL PARTS LIST FOR MODEL 15.0RJC-5DR SPEC 19846AB  
 FOR STANDARD PARTS REFER TO CATALOG 974-0220 KEY NO. 2  
 (PARTS CATALOG ALSO CONTAINS COMPONENTS FOR MAJOR OPTIONAL FEATURES LISTED BELOW)  
 WIRING DIAGRAM NO. (ENG) 612-5509-01(AC) 612-5502-07

PART NO.	QTY.	DESCRIPTION	PART NO.	QTY.	DESCRIPTION
Housed Unit LPG Liquid Carburetor Muffler Mounted On Housing Overspeed Cut Off Low Oil Pressure Cut Off High Water Temperature Cut Off Overcrank Cut Off					
520-0798	4	Stud, Generator Through			
520-0790	1	Stud, Rotor Through			
301-2204	1	Panel, Control - Upper			
301-2125	1	Panel, Control - Lower			
307-0655	3	Relay, Low Oil Pressure, High Water Temperature, & Overspeed Shutdown			
322-0004	4	Lamp, Panel, Plant, Low Oil Pressure, High Water Temperature, & Overspeed			
322-0069	4	Holder, Lamp			
332-1005	1	Block, Terminal (20 Place)			
332-1006	1	Strip, Marker - For 20 Place Block			
155-0360	1	Muffler, Critical Type			
155-0927	1	Tube, Exhaust			
140-0078	2	Bands, Muffler - Mounted On Housing			
405-1889	1	Shield, Rain			
505-0043	2	Elbow, 90° (1½")			

SPECIAL PARTS LIST FOR MODEL 15.0RJC-3CR SPEC 19847AB  
 FOR STANDARD PARTS REFER TO CATALOG 974-0220 KEY NO. 2  
 (PARTS CATALOG ALSO CONTAINS COMPONENTS FOR MAJOR OPTIONAL FEATURES LISTED BELOW)

WIRING DIAGRAM NO. (ENG) 612-5596-01 (AC) 612-5485-01

PART NO.	QTY.	DESCRIPTION	PART NO.	QTY.	DESCRIPTION
301-2019	1	Panel, Control - Upper			
320-0259	1	Relay, Cranking Limiter			
332-1043	1	Jumper			
322-0004	1	Lamp, Emergency			
307-0655	1	Emergency, Shutdown			
322-0069	1	Holder, Lamp			
323-0052	1	Socket, 8 Contact - Octal Type			
307-0778	1	Spring, Hold Down			
332-1005	1	Block, Terminal - 20 Place			
332-1006	1	Strip, Market (for 20 Place Block)			
307-0819	1	Relay, Start Run Alarm			
301-3241	1	Bracket, Mounting			



SPECIAL PARTS LIST FOR MODEL 15.0RJG-4R SPEC 19873AB  
 FOR STANDARD PARTS REFER TO CATALOG 974-0220 KEY NO. 2  
 (PARTS CATALOG ALSO CONTAINS COMPONENTS FOR MAJOR OPTIONAL FEATURES LISTED BELOW)  
 WIRING DIAGRAM NO. (ENG) 612-5600-01(AC) 612-5500-12

PART NO.	QTY.	DESCRIPTION	PART NO.	QTY.	DESCRIPTION
Natural Gas Carburetor High Compression Pistons Overspeed Cut Off Low Oil Pressure Cut Off - Dual Senders High Water Temperature Cut Off - Dual Senders Overcrank Cut Off					
520-0798	4	Stud, Generator Through			
520-0790	1	Stud, Rotor Through			
301-2204	1	Panel, Control - Upper			
303-0201	1	Rheostat Assembly - Adjustable			
307-0655	3	Latch, Relay - Emergency Stop & Alarm, Low Oil Pressure, High Water Temperature & Overspeed			
301-2125	1	Panel, Control - Lower			
322-0004	4	Lamp, Plant, Low Oil Pressure, High Water Temperature, Overspeed			
322-0069	4	Holder, Lamp			
332-1005	1	Block, Terminal (20 Place)			
332-1006	1	Strip, Marker - For 20 Place Block			
332-0943	2	Spacer, Relay Socket			
301-3241	1	Bracket, Relay Mounting			
301-2393	1	Bracket, Relay Mounting			
323-0052	4	Socket, 8 Contact - Octal Type			
307-0819	4	Relay, Low Engine Temperature, Lop, High Water Temperature Pre Alarm			
307-1157	1	Spring, Relay Hold Down			
307-0848	1	Relay, Oil Pressure - To 15 Seconds			
307-1143	1	Relay, Generating			
323-0760	1	Socket, Relay			
307-0537	1	Relay, Ignition			
307-1151	1	Relay, Time Delay - Stop 1 To 300 Seconds			
307-0778	4	Spring, Hold Down			
332-2027	1	Strip, Marker			

SPECIAL PARTS LIST FOR **MODEL** 12.5RJC-3CR **SPEC** 19876AB  
 FOR STANDARD PARTS REFER TO **CATALOG** 974-0220 **KEY NO.** 1  
 (PARTS CATALOG ALSO CONTAINS COMPONENTS FOR MAJOR OPTIONAL FEATURES LISTED BELOW)

**WIRING DIAGRAM NO.** (ENG)612-5487-01(AC)612-5485-01

PART NO.	QTY.	DESCRIPTION	PART NO.	QTY.	DESCRIPTION
		Overspeed Cut Off Switch			
		LPG Vapor & Gasoline Carburetor			
		Water Jacket Heater			
504-0007	1	Cock, Shut Off - Fuel Pump			
502-0020	1	Elbow, Fuel Pump Inlet			
332-0941	1	Tie, Cable - Solenoid Coil Assembly			
301-2019	1	Panel, Control - Upper			
309-0179	1	Thermostat, Manifold - Water Outlet			

SPECIAL PARTS LIST FOR **MODEL** 15.0RJC-3CR **SPEC** 19876AB  
 FOR STANDARD PARTS REFER TO **CATALOG** 974-0220 **KEY NO.** 2  
 (PARTS CATALOG ALSO CONTAINS COMPONENTS FOR MAJOR OPTIONAL FEATURES LISTED BELOW)  
**WIRING DIAGRAM NO.** (ENG) 612-5487-01(AC) 612-5485-01

PART NO.	QTY.	DESCRIPTION	PART NO.	QTY.	DESCRIPTION
Gas - Gasoline Carburetor					
Water Jacket Heater					
Overspeed Cut Off					
Oil Base Heater					
504-0007	1	Cock, Shut Off - Fuel Pump			
502-0020	1	Elbow, Street - Fuel Pump			
332-0941	1	Tie, Cable - Solenoid Coil Assembly			
301-2019	1	Panel, Control - Upper			

SPECIAL PARTS LIST FOR MODEL 15.0RJC-5DR SPEC 20017AB  
 FOR STANDARD PARTS REFER TO CATALOG 974-0220 KEY NO. 2  
 (PARTS CATALOG ALSO CONTAINS COMPONENTS FOR MAJOR OPTIONAL FEATURES LISTED BELOW)

WIRING DIAGRAM NO. (ENG) 612-5487-01 (AC) 612-5502-07

PART NO.	QTY.	DESCRIPTION	PART NO.	QTY.	DESCRIPTION
		Housed Unit			
		Muffler Mounted On Housing			
		Water Jacket Heater			
		Overspeed Cut Off			
		Oil Base Heater			
520-0799	4	Stud, Generator Through			
520-0791	1	Stud, Rotor Through			
220-2044	1	Stator Assembly, Wound			
201-2159	1	Rotor Assembly, Wound			
301-2204	1	Panel, Control - Upper			
155-0360	1	Muffler, Critical Type			
155-0927	1	Tube, Exhaust			
140-0078	2	Bands, Muffler - Mounted On Housing			
405-1889	1	Shield, Rain			
505-0043	2	Elbow, 90° (1½")			

PART NO.	QTY.	DESCRIPTION	PART NO.	QTY.	DESCRIPTION
		Housed Model			
		LPG Vapor & Gasoline Carburetor			
		Water Jacket Heater			
		Oil Base Heater			
		Overspeed Cut Off			
332-0941	1	Tie, Cable - Solenoid Coil Assembly			
301-2288	1	Panel, Control - Upper			

SPECIAL PARTS LIST FOR **MODEL** 12.5RJC-3CR **SPEC** 20083AB  
**FOR STANDARD PARTS REFER TO CATALOG** 974-0220 **KEY NO.** 1  
(PARTS CATALOG ALSO CONTAINS COMPONENTS FOR MAJOR OPTIONAL FEATURES LISTED BELOW)

**WIRING DIAGRAM NO.** (ENG) 612-5509-01 (AC) 612-5485-01

PART NO.	QTY.	DESCRIPTION	PART NO.	QTY.	DESCRIPTION
Natural Gas Carburetor					
High Compression Pistons					
Overspeed Cut Off					
Low Oil Pressure Cut Off					
High Water Temperature Cut Off					
301-2019	1	Panel, Control - Upper			
320-0259	1	Relay, Cranking Limiter			
309-0179	1	Thermostat, Manifold - Water Outlet			
332-1005	1	Block, Terminal (20 Place)			
332-1006	1	Strip, Marker - Use With 20 Place Block			
301-2125	1	Panel, Control - Lower			
307-0655	3	Relay, Low Oil Pressure, High Air Temperature, & Overspeed Shutdown			
322-0004	6	Lamp, Panel, Plant, Low Oil Pressure, High Water Temperature, & Overspeed			
322-0069	4	Holder, Lamp			

SPECIAL PARTS LIST FOR MODEL 15.0RJC-5DR SPEC 20203AB  
 FOR STANDARD PARTS REFER TO CATALOG 974-0220 KEY NO. 2  
 (PARTS CATALOG ALSO CONTAINS COMPONENTS FOR MAJOR OPTIONAL FEATURES LISTED BELOW)  
 WIRING DIAGRAM NO. (ENG)612-5635-01(AC)612-5502-07

PART NO.	QTY.	DESCRIPTION	PART NO.	QTY.	DESCRIPTION
		Housed Unit			
		Natural Gas Carburetor			
		High Compression Pistons			
		Water Jacket Heater			
		Oil Base Heater			
		Overspeed Cut Off			
		Low Oil Pressure Cut Off			
		High Water Temperature Cut Off			
		Overcrank Cut Off			
520-0799	4	Stud, Generator Through			
520-0791	1	Stud, Rotor Through			
220-2044	1	Stator Assembly, Wound			
201-2159	1	Rotor Assembly, Wound			
301-2204	1	Panel, Control - Upper			
301-2574	1	Panel, Control - Lower			
322-0004	4	Lamp, Plant, Low Oil Pressure			
		High Water Temperature,			
		Overspeed			
322-0069	4	Holder, Lamp			
307-0655	3	Relay, Low Oil Pressure,			
		High Water Temperature,			
		Overspeed			
332-1005	1	Block, Terminal (20 Place)			
332-1006	1	Strip, Marker - For 20 Place			
		Block			
332-0611	2	Block, Terminal			
332-0612	1	Strip, Marker (3 Place)			
307-1186	1	Relay, Time Delay - Total			
		Crank 1 To 300 Seconds On			
		Pickup			
307-0696	1	Relay, Cycle Cranker - Time			
		Delay 10 Seconds			
307-0734	1	Relay, Cycle Cranker - Time			
		Delay 5 Seconds			

SPECIAL PARTS LIST FOR **MODEL** 15.0RJC-4R **SPEC** 20312AB  
 FOR STANDARD PARTS REFER TO **CATALOG** 974-0220 **KEY NO.** 2  
 (PARTS CATALOG ALSO CONTAINS COMPONENTS FOR MAJOR OPTIONAL FEATURES LISTED BELOW)  
**WIRING DIAGRAM NO.** (ENG) 612-5487-01(AC) 612-5500-12

PART NO.	QTY.	DESCRIPTION	PART NO.	QTY.	DESCRIPTION
LPG Vapor & Gasoline Carburetor					
332-0941	1	Tie, Cable - Solenoid Coil			
520-0798	4	Stud, Generator Through			
520-0790	1	Stud, Rotor Through			
301-2204	1	Panel, Control - Upper			
303-0201	1	Rheostat Assembly - Adjustable			



SPECIAL PARTS LIST FOR MODEL 12.5RJC-4XR SPEC 20352AB  
 FOR STANDARD PARTS REFER TO CATALOG 974-0220 KEY NO. 1  
 (PARTS CATALOG ALSO CONTAINS COMPONENTS FOR MAJOR OPTIONAL FEATURES LISTED BELOW)

WIRING DIAGRAM NO. (ENG) 612-5487-01 (AC) 612-5501-04

PART NO.	QTY.	DESCRIPTION	PART NO.	QTY.	DESCRIPTION
Housed Model					
LPG Vapor Carburetor					
Muffler Mounted On Housing					
Overspeed Cut Off					
301-2308	1	Panel, Control - Upper			
155-0360	1	Muffler, Critical Type			
155-0927	1	Tube, Exhaust			
140-0078	2	Bands, Muffler - Mounted On Housing			
405-1889	1	Shield, Rain			
505-0043	2	Elbow, 90° (1½")			

SPECIAL PARTS LIST FOR **MODEL** 15.0RJC-3CR **SPEC** 20358AB  
**FOR STANDARD PARTS REFER TO CATALOG** 974-0220 **KEY NO.** 2  
(PARTS CATALOG ALSO CONTAINS COMPONENTS FOR MAJOR OPTIONAL FEATURES LISTED BELOW)  
**WIRING DIAGRAM NO.** (ENG) 612-5643-01 (AC) 612-5485-01

PART NO.	QTY.	DESCRIPTION	PART NO.	QTY.	DESCRIPTION
		LPG Vapor Carburetor			
		Overspeed Cut Off			
		Low Oil Pressure Cut Off			
		High Water Temperature Cut Off			
		Overcrank Cut Off			
301-2019	1	Panel, Control - Upper			
320-0259	1	Relay, Cranking Limiter			
332-1043	1	Jumper			
301-2125	1	<b>Panel, Control - Lower</b>			
322-0004	4	Lamp, Low Oil Pressure, High Water Temperature, Overspeed, Plant			
322-0069	4	Holder, Lamp			
320-0259	1	Relay, Cranking Limiter			
307-0655	3	Relay, Low Oil Pressure, High Water Temperature, Overspeed			
323-0052	1	Socket, 8 Contact - Octal Type			
332-0943	2	Spacers			
307-0819	1	Relay, Low Engine Temperature			
307-1143	1	Relay, Generating			
323-0760	1	Socket, Relay			
307-1157	1	Spring, Hold Down			
300-0673	1	Control, Alarm Relay			
301-3241	1	Bracket, Relay Mounting			
307-0778	1	Spring, Hold Down			
332-1005	1	Block, Terminal (20 Place)			
332-1006	1	Strip, Marker - For 20 Place Block			

SPECIAL PARTS LIST FOR MODEL 15.0RJC-18R SPEC 20444AB  
 FOR STANDARD PARTS REFER TO CATALOG 974-0220 KEY NO. 2  
 (PARTS CATALOG ALSO CONTAINS COMPONENTS FOR MAJOR OPTIONAL FEATURES LISTED BELOW)  
 WIRING DIAGRAM NO. (ENG)612-5487-01(AC)612-5485-04

PART NO.	QTY.	DESCRIPTION	PART NO.	QTY.	DESCRIPTION
Housed Unit					
Mounted Fuel Tank					
Overspeed Cut Off					
520-0799	4	Stud, Generator Through			
520-0791	1	Stud, Rotor Through			
220-2044	1	Stator Assembly, Wound			
201-2159	1	Rotor Assembly, Wound			
301-2019	1	Panel, Control - Upper			
501-0005	1	Line, Fuel - Flex (18½" Lg.)			

SPECIAL PARTS LIST FOR **MODEL** 15.0RJC-4R **SPEC** 20528AB  
 FOR STANDARD PARTS REFER TO **CATALOG** 974-0220 **KEY NO.** 2  
 (PARTS CATALOG ALSO CONTAINS COMPONENTS FOR MAJOR OPTIONAL FEATURES LISTED BELOW)  
**WIRING DIAGRAM NO.** (ENG) 612-5487-01 (AC) 612-5500-07

PART NO.	QTY.	DESCRIPTION	PART NO.	QTY.	DESCRIPTION
Housed Unit					
Natural Gas Carburetor					
High Compression Pistons					
Muffler Mounted On Housing					
Voltage Regulator Filter Package					
520-0798	4	Stud, Generator Through			
520-0790	1	Stud, Rotor Through			
301-2204	1	Panel, Control - Upper			
155-0360	1	Muffler, Critical Type			
155-0927	1	Tube, Exhaust			
140-0078	2	Bands, Muffler - Mounted On			
		Housing			
405-1889	1	Shield, Rain			
505-0043	2	Elbow, 90° (1½")			

SPECIAL PARTS LIST FOR **MODEL** 15.0RJC-4R **SPEC** 20594AB  
 FOR STANDARD PARTS REFER TO **CATALOG** 974-0220 **KEY NO.** 2  
 (PARTS CATALOG ALSO CONTAINS COMPONENTS FOR MAJOR OPTIONAL FEATURES LISTED BELOW)  
**WIRING DIAGRAM NO.** (ENG) 612-5497-01 (AC) 612-5500-02

PART NO.	QTY.	DESCRIPTION	PART NO.	QTY.	DESCRIPTION
Gas - Gasoline Carburetor					
Water Jacket Heater					
Oil Base Heater					
Overspeed Cut Off					
Low Oil Pressure Cut Off - Dual Senders					
High Water Temperature Cut Off - Dual Senders					
Overcrank Cut Off					
332-0941	1	Cable, Tie - Solenoid			
520-0798	4	Stud, Generator Through			
520-0790	1	Stud, Rotor Through			
301-2204	1	Panel, Control - Upper			
301-2125	1	Panel, Control - Lower			
307-0848	1	Relay, Oil Pressure - To 15 Seconds			
322-0004	4	Lamp, Plant, Low Oil Pressure High Water Temperature, Overspeed			
322-0069	4	Holder, Lamp			
307-0655	3	Relay, Low Oil Pressure, High Water Temperature, Overspeed			
332-0943	2	Spacer, Relay Socket			
307-0778	3	Spring, Hold Down			
332-1005	1	Block, Terminal (20 Place)			
332-1006	1	Strip, Marker - For 20 Place Block			
307-0819	3	Relay, Low Engine Temperature, Low Oil Pressure & High Water Temperature			
323-0052	3	Socket, 8 Contact - Octal Type			
323-0760	1	Socket, Relay			
307-1143	1	Relay, Generating			
301-3241	1	Bracket, Relay Mounting			
301-2393	1	Bracket, Relay Mounting			
307-1157	1	Spring, Hold Down			

SPECIAL PARTS LIST FOR MODEL 12.5RJC-4XR SPEC 20650AB  
 FOR STANDARD PARTS REFER TO CATALOG 974-0220 KEY NO. 1  
 (PARTS CATALOG ALSO CONTAINS COMPONENTS FOR MAJOR OPTIONAL FEATURES LISTED BELOW)  
 WIRING DIAGRAM NO. (ENG) 612-5663-01 (AC) 612-5501-10

PART NO.	QTY.	DESCRIPTION	PART NO.	QTY.	DESCRIPTION
Housed Unit					
LPG Gas Carburetor					
Muffler Mounted On Housing					
Water Jacket Heater					
Oil Base Heater					
Overspeed Cut Off					
Low Oil Pressure Cut Off					
High Water Temperature Cut Off					
Overcrank Cut Off					
301-2308	1	Panel, Control - Upper			
303-0201	1	Rheostat Assembly - Adjustable			
301-2125	1	Panel, Control - Lower			
307-0655	3	Relay, Low Oil Pressure, High Water Temperature, & Overspeed Shutdown			
322-0004	4	Lamp, Panel, Plant, Low Oil Pressure, High Water Temperature, & Overspeed			
322-0069	4	Holder, Lamp			
307-0819	1	Relay, Low Engine Temperature			
307-0848	1	Relay, Oil Pressure - To 15 Seconds			
323-0052	3	Socket, 8 Contact - Octal Type			
308-0005	1	Switch, Selector			
307-1157	1	Spring, Relay Hold-Down			
307-0778	1	Spring, Hold-Down			
332-1005	1	Block, Terminal (20 Place)			
332-1006	1	Strip, Marker - For 20 Place Block			
332-0611	3	Block, Terminal - 3 Place			
332-0612	2	Strip, Marker			
307-0696	1	Relay, Cycle Cranker - Time Delay 10 Seconds			
307-0734	1	Relay, Cycle Cranker - Time Delay 5 Seconds			
301-3241	1	Bracket, Relay Mounting			
301-2393	1	Bracket, Relay Mounting			
155-0360	1	Muffler, Critical Type			
155-0927	1	Tube, Exhaust			
140-0078	2	Bands, Muffler - Mounted On Housing			
405-1889	1	Shield, Rain			
505-0043	2	Elbow, 90° (1½")			

SPECIAL PARTS LIST FOR MODEL 15.0RJC-3R31 SPEC 20709AB  
 FOR STANDARD PARTS REFER TO CATALOG 974-0220 KEY NO. 2  
 (PARTS CATALOG ALSO CONTAINS COMPONENTS FOR MAJOR OPTIONAL FEATURES LISTED BELOW)  
 WIRING DIAGRAM NO. (ENG) 612-5540-01 (AC) 612-5486-02

PART NO.	QTY.	DESCRIPTION	PART NO.	QTY.	DESCRIPTION
Note: Pennsylvania Approved Natural Gas Carburetor Overspeed Cut Off Low Oil Pressure Cut Off High Water Temperature Cut Off Overcrank Cut Off					
520-0798	4	Stud, Generator Through			
520-0790	1	Stud, Rotor Through			
301-2288	1	Panel, Control - Upper			
301-2125	1	Panel, Control - Lower			
307-0655	3	Relay, Low Oil Pressure, High Water Temperature, & Overspeed Shutdown			
322-0004	4	Lamp, Panel, Plant, Low Oil Pressure, High Water Temperature, & Overspeed			
322-0069	4	Holder, Lamp			
307-0819	1	Relay, Low Engine Temperature			
307-1157	1	Spring, Relay Hold Down			
307-1143	1	Relay, Generating			
323-0760	1	Socket, Relay			
332-0943	2	Spacer, Relay Socket (3/8" OD)			
307-0778	1	Spring, Hold Down			
332-1005	1	Block, Terminal (20 Place)			
332-1006	1	Strip, Marker - For 20 Place Block			
323-0052	1	Socket, 8 Contact - Octal Type			
301-3241	1	Bracket, Relay Mounting			
149-0558	1	Strainer, Natural Gas			
307-0829	1	Kit, Coil - Fuel Valve			
416-0325	1	Hydrometer, Battery - 3 Color Scale			

SPECIAL PARTS LIST FOR **MODEL** 12.5RJC-18R **SPEC** 20800AB  
 FOR STANDARD PARTS REFER TO **CATALOG** 974-0220 **KEY NO.** 1  
 (PARTS CATALOG ALSO CONTAINS COMPONENTS FOR MAJOR OPTIONAL FEATURES LISTED BELOW)  
**WIRING DIAGRAM NO.** (ENG) 612-5487-01 (AC) 612-5485-04

PART NO.	QTY.	DESCRIPTION	PART NO.	QTY.	DESCRIPTION
Housed Unit					
Natural Gas Carburetor					
Muffler Mounted On Housing					
Water Jacket Heater					
Oil Base Heater					
520-0798	4	Stud, Generator Through			
520-0790	1	Stud, Rotor Through			
301-2019	1	Panel, Control - Upper			
155-0360	1	Muffler, Critical Type			
155-0927	1	Tube, Exhaust			
140-0078	2	Bands, Muffler - Mounted On Housing			
405-1889	1	Shield, Rain			
505-0043	2	Elbow, 90° (1½")			



SPECIAL PARTS LIST FOR MODEL 15.0RJC-3R SPEC 20854AB  
 FOR STANDARD PARTS REFER TO CATALOG 974-0220 KEY NO. 2  
 (PARTS CATALOG ALSO CONTAINS COMPONENTS FOR MAJOR OPTIONAL FEATURES LISTED BELOW)  
 WIRING DIAGRAM NO. (ENG) 612-5540-01(AC) 612-5486-07

PART NO.	QTY.	DESCRIPTION	PART NO.	QTY.	DESCRIPTION
Housed Unit					
LPG Vapor Carburetor					
Muffler Mounted On Housing					
Overspeed Cut Off					
Low Oil Pressure Cut Off					
High Water Temperature Cut Off					
Overcrank Cut Off					
520-0798	4	Stud, Generator Through			
520-0790	1	Stud, Rotor Through			
301-2288	1	Panel, Control - Upper			
301-2125	1	Panel, Control - Lower			
322-0004	4	Lamp, Plant, Low Oil Pressure, High Water Temperature, Overspeed			
322-0069	4	Holder, Lamp			
307-0655	3	Relay, Low Oil Pressure, High Water Temperature, Overspeed			
307-0819	1	Relay, Low Engine Temperature			
323-0052	1	Socket, 8 Contact - Octal Type			
332-0943	2	Spacer, Relay Socket (3/8" OD)			
307-0778	1	Spring, Hold-Down			
332-1005	1	Block, Terminal (20 Place)			
332-1006	1	Strip, Marker - For 20 Place Block			
323-0760	1	Socket, Relay			
307-1143	1	Relay, Generating			
301-3241	1	Bracket, Relay Mounting			
307-1157	1	Spring, Hold-Down			
155-0360	1	Muffler, Critical Type			
155-0927	1	Tube, Exhaust			
140-0078	2	Bands, Muffler - Mounted On Housing			
405-1889	1	Shield, Rain			
505-0043	2	Elbow, 90° (1½")			

SPECIAL PARTS LIST FOR MODEL 15.0RJC-4XR SPEC 20919AB  
 FOR STANDARD PARTS REFER TO CATALOG 974-0220 KEY NO. 2  
 (PARTS CATALOG ALSO CONTAINS COMPONENTS FOR MAJOR OPTIONAL FEATURES LISTED BELOW)

WIRING DIAGRAM NO. (ENG) 612-5497-01 (AC) 612-5501-05

PART NO.	QTY.	DESCRIPTION	PART NO.	QTY.	DESCRIPTION
Housed Unit					
Natural Gas Carburetor					
High Compression Pistons					
Muffler Mounted On Housing					
Oil Base Heater					
Overspeed Cut Off					
Low Oil Pressure Cut Off					
High Water Temperature Cut Off					
Overcrank Cut Off					
520-0798	4	Stud, Generator Through			
520-0790	1	Stud, Rotor Through			
301-2308	1	Panel, Control - Upper			
301-2125	1	Panel, Control - Lower			
307-0655	3	Relay, Low Oil Pressure, High Water Temperature, & Overspeed Shutdown			
322-0004	4	Lamp, Panel, Plant, Low Oil Pressure, High Water Temperature, & Overspeed			
322-0069	4	Holder, Lamp			
307-0819	3	Relay, Low Oil Pressure, High Water Temperature, & Low Engine Temperature			
307-0848	1	Relay, Oil Pressure - To 15 Seconds			
323-0052	3	Socket, 8 Contact - Octal Type			
307-1157	1	Spring, Relay Hold-Down			
307-1143	1	Relay, Generating			
323-0760	1	Socket, Relay			
332-0943	2	Spacer, Relay Socket			
307-0778	3	Spring, Hold-Down			
332-1005	1	Block, Terminal (20 Place)			
332-1006	1	Strip, Marker - For 20 Place Block			
307-0914	1	Relay, Starter Pilot			
301-3241	1	Bracket, Relay Mounting			
301-2393	1	Bracket, Relay Mounting			
155-0360	1	Muffler, Critical Type			
155-0927	1	Tube, Exhaust			
140-0078	2	Bands, Muffler - Mounted On Housing			
405-1889	1	Shield, Rain			
505-0043	2	Elbow, 90° (1½")			
406-0249	4	Hasps, Housing			

SPECIAL PARTS LIST FOR MODEL 15.0RJC-18R SPEC 20996AB  
 FOR STANDARD PARTS REFER TO CATALOG 974-0220 KEY NO. 2  
 (PARTS CATALOG ALSO CONTAINS COMPONENTS FOR MAJOR OPTIONAL FEATURES LISTED BELOW)

WIRING DIAGRAM NO. (ENG)612-5497-01(AC)612-5485-04

PART NO.	QTY.	DESCRIPTION	PART NO.	QTY.	DESCRIPTION
Housed Unit					
LPG Vapor Carburetor					
Muffler Mounted On Housing					
Water Jacket Heater					
Oil Base Heater					
Overspeed Cut Off					
Low Oil Pressure Cut Off - Dual Senders					
High Water Temperature Cut Off - Dual Senders					
Overcrank Cut Off					
520-0798	4	Stud, Generator Through			
520-0790	1	Stud, Rotor Through			
301-2019	1	Panel, Control - Upper			
301-2125	1	Panel, Control - Lower			
307-0655	3	Relay, Low Oil Pressure, High Water Temperature, & Overspeed Shutdown			
322-0004	4	Lamp, Panel, Plant, Low Oil Pressure, High Water Temperature, & Overspeed			
322-0069	4	Holder, Lamp			
307-0819	3	Relay, Low Oil Pressure, High Water Temperature, & Low Engine Temperature			
307-0848	1	Relay, Oil Pressure - To 15 Seconds			
323-0052	3	Socket, 8 Contact - Octal Type			
307-1157	1	Spring, Relay Hold-Down			
307-1143	1	Relay, Generating			
323-0760	1	Socket, Relay			
332-0943	2	Spacer, Relay Socket			
307-0778	3	Spring, Hold-Down			
332-1005	1	Block, Terminal (20 Place)			
332-1006	1	Strip, Marker - For 20 Place Block			
307-0914	1	Relay, Starter Pilot			
301-3241	1	Bracket, Relay Mounting			
301-2393	1	Bracket, Relay Mounting			
155-0360	1	Muffler, Critical Type *			
155-0927	1	Tube, Exhaust			
140-0078	2	Bands, Muffler - Mounted On Housing			
405-1889	1	Shield, Rain			
505-0043	2	Elbow, 90° (1½")			

The following catalog  
has gaps in its page  
numbers, or doesn't  
have any numbers.  
We have chosen to  
leave the page  
numbering in the  
order that Acrobat  
assigns it.

SPECIAL PARTS LIST FOR **MODEL** 15.0RJC-4R **SPEC** 16404AA  
 FOR STANDARD PARTS REFER TO **CATALOG** 974-0220 **KEY NO.** 2  
 (PARTS CATALOG ALSO CONTAINS COMPONENTS FOR MAJOR OPTIONAL FEATURES LISTED BELOW)

**WIRING DIAGRAM NO.** (ENG) 612-4775-01 (AC) 612-4816-07

PART NO.	QTY.	DESCRIPTION	PART NO.	QTY.	DESCRIPTION
Housed Unit Natural Gas Carburetor High Compression Pistons Overspeed Cut Off Low Oil Pressure Cut Off - Dual Senders <b>High Water Temperature Cut Off - Dual Senders</b> Overcrank Cut Off					
520-0798	4	Stud, Generator Through			
520-0790	1	Stud, Rotor Through			
301-2204	1	Panel, Control - Upper			
307-0848	1	Relay, Oil Pressure, To 15 Seconds			
307-0655	3	Relay, Low Oil Pressure, High Water Temperature, Overspeed			
332-0943	4	Spacer, Relay Sockets (3/8" OD X 3/16" ID)			
307-0819	2	Relay, Low Oil Pressure & High Water Temperature Alarm			
323-0052	2	Socket, 8 Contact - Octal Type			
301-3252	1	Bracket, Relay Mounting			
301-2125	1	Panel, Control - Lower			
322-0004	4	Lamp, Plant, Low Oil Pressure High Water Temperature, Overspeed			
322-0069	4	Holder, Lamp			
307-0778	2	Spring, Hold Down			
332-1005	1	Block, Terminal - 20 Place			
332-1006	1	Strip, Marker (For 20 Place Block)			
332-0612	1	Strip, Marker (Use With 3 Place Block)			
307-1143	1	Relay, Generating			
323-0760	1	Socket, Relay			
307-1157	1	Spring, Relay Hold Down			

SPECIAL PARTS LIST FOR MODEL 12.5BIC-4R SPEC 16424AA  
 FOR STANDARD PARTS REFER TO CATALOG 974-0220 KEY NO. 3  
 (PARTS CATALOG ALSO CONTAINS COMPONENTS FOR MAJOR OPTIONAL FEATURES LISTED BELOW)

WIRING DIAGRAM NO. (ENG)612-4775-01(AC)612-4816-01

PART NO.	QTY.	DESCRIPTION	PART NO.	QTY.	DESCRIPTION
City Water Cooled					
Water Cooled Manifold					
Heat Exchanger					
Natural Gas Carburetor					
Overspeed Cut Off					
Low Oil Pressure Cut Off - Dual Senders					
High Water Temperature Cut Off - Dual Senders					
Overcrank Cut Off					
309-0179	1	Thermostat			
502-0257	1	Tee, Pipe - Brass (3/8") - Exhaust Manifold			
517-0059	1	Plug, Expansion (1-7/16" OD)			
130-0813	1	Line, Water			
502-0058	1	Tee, Restricted - Front Cylinder Head			
503-0478	1	Hose, Water Inlet, - 9" Lg.			
301-2204	1	Panel, Control - Upper			
307-0655	3	Relay, Emergency Latching			
320-0259	1	Relay, Cranking Limiter			
301-2125	1	Panel, Control - Lower			
322-0004	4	Lamp, Plant, Low Oil Pressure High Water Temperature, Overspeed			
322-0069	4	Holder, Lamp			
323-0052	2	Socket, 8 Contact - Octal Type			
307-1143	1	Relay, Generating			
323-0760	1	Socket, Relay			
332-0943	4	Spacer, Relay Socket			
307-0819	2	Relay, Low Engine Temperature			
307-0778	2	Spring, Hold Down			
332-1005	1	Block, Terminal (20 Place)			
332-1006	1	Strip, Marker - For 20 Place Block)			
307-1157	1	Spring, Hold Down			
332-0612	1	Strip, Marker (For 3 Place Block)			
301-3252	1	Bracket, Relay Mounting			
307-0848	1	Relay, Oil Pressure - To 15 Seconds			

SPECIAL PARTS LIST FOR MODEL 12.5RJC-4XR SPEC 16426AA  
 FOR STANDARD PARTS REFER TO CATALOG 974-0220 KEY NO. 1  
 (PARTS CATALOG ALSO CONTAINS COMPONENTS FOR MAJOR OPTIONAL FEATURES LISTED BELOW)

WIRING DIAGRAM NO. (ENG) 612-2865-01 (AC) 612-4817-10

PART NO.	QTY.	DESCRIPTION	PART NO.	QTY.	DESCRIPTION
Housed Model					
Muffler Mounted On Housing					
Water Jacket Heater					
307-0655	1	Relay, Emergency Latching			
307-0696	1	Relay, 10 Second			
323-0052	2	Socket, 8 Contact - Octal Type			
307-0734	1	Relay, Cycle Cranker - 5 Second			
353-0015	1	Resistor, 3.5 Ohm - 10 Watt			
303-0201	1	Rheostat Assembly - Adjustable			
301-2308	1	Panel, Control - Upper			
155-0360	1	Muffler, Critical Type			
155-0927	1	Tube, Exhaust			
140-0078	2	Bands, Muffler - Mounted On Housing			
405-1889	1	Shield, Rain			
505-0043	2	Elbow, 90° (1½")			

SPECIAL PARTS LIST FOR **MODEL** 15.0RJC-4XR **SPEC** 16426AA  
 FOR STANDARD PARTS REFER TO **CATALOG** 974-0220 **KEY NO.** 2  
 (PARTS CATALOG ALSO CONTAINS COMPONENTS FOR MAJOR OPTIONAL FEATURES LISTED BELOW)  
**WIRING DIAGRAM NO.** (ENG) 612-2865-01 (AC) 612-4817-11

PART NO.	QTY.	DESCRIPTION	PART NO.	QTY.	DESCRIPTION
Housed Unit					
Muffler Mounted On Housing					
Water Jacket Heater					
Oil Base Heater					
520-0798	4	Stud, Generator Through			
520-0790	1	Stud, Rotor Through			
301-2308	1	Panel, Control - Upper			
303-0201	1	Rheostat Assembly - Adjustable			
307-0734	1	Relay, Cycle Cranker - 5 Second			
307-0696	1	Relay, 10 Second			
323-0052	2	Socket, 8 Contact - Octal Type			
353-0015	1	Resistor, 3.5 Ohm - 10 Watt			
155-0360	1	Muffler, Critical Type			
155-0927	1	Tube, Exhaust			
140-0078	2	Bands, Muffler - Mounted On Housing			
405-1889	1	Shield, Rain			
505-0043	2	Elbow, 90° (1½")			



SPECIAL PARTS LIST FOR **MODEL** 15.0RJC-3R **SPEC** 16439AA  
 FOR STANDARD PARTS REFER TO **CATALOG** 974-0220 **KEY NO.** 2  
 (PARTS CATALOG ALSO CONTAINS COMPONENTS FOR MAJOR OPTIONAL FEATURES LISTED BELOW)

**WIRING DIAGRAM NO.** (ENG)612-4775-01(AC)612-4815-02

PART NO.	QTY.	DESCRIPTION	PART NO.	QTY.	DESCRIPTION
LPG Vapor Carburetor					
Water Jacket Heater					
Oil Base Heater					
Overspeed Cut Off					
Low Oil Pressure Cut Off - Dual Senders					
High Water Temperature Cut Off - Dual Senders					
Overcrank Cut Off					
301-2288	1	Panel, Control - Upper			
307-0848	1	Relay, Oil Pressure, To 15 Seconds			
307-0655	3	Relay, Low Oil Pressure, High Water Temperature, Overspeed			
332-0943	4	Spacer, Relay Sockets (3/8" OD X 3/16" ID)			
307-0819	2	Relay, Low Oil Pressure & High Water Temperature Alarm			
323-0052	2	Socket, 8 Contact - Octal Type			
301-3252	1	Bracket, Relay Mounting			
301-2125	1	Panel, Control - Lower			
322-0004	4	Lamp, Plant, Low Oil Pressure, High Water Temperature, Overspeed			
322-0069	4	Holder, Lamp			
307-0778	2	Spring, Hold Down			
332-1005	1	Block, Terminal - 20 Place			
332-1006	1	Strip, Marker (For 20 Place Block)			
332-0612	1	Strip, Marker (Use With 3 Place Block)			
307-1143	1	Relay, Generating			
323-0760	1	Socket, Relay			
307-1157	1	Spring, Relay Hold Down			

SPECIAL PARTS LIST FOR **MODEL** 15.0RJC-4XR **SPEC** 16492AA  
 FOR STANDARD PARTS REFER TO **CATALOG** 974-0220 **KEY NO.** 2  
 (PARTS CATALOG ALSO CONTAINS COMPONENTS FOR MAJOR OPTIONAL FEATURES LISTED BELOW)

**WIRING DIAGRAM NO.** (ENG) 612-3160-01 (AC) 612-4817-11

PART NO.	QTY.	DESCRIPTION	PART NO.	QTY.	DESCRIPTION
Housed Unit Natural Gas Carburetor High Compression Pistons Overspeed Cut Off Low Oil Pressure Cut Off High Water Temperature Cut Off Overcrank Cut Off					
520-0798	4	Stud, Generator Through			
520-0790	1	Stud, Rotor Through			
301-2308	1	Panel, Control - Upper			
303-0201	1	Rheostat Assembly - Adjustable			
301-2125	1	Panel, Control - Lower			
307-0655	3	Relay, Low Oil Pressure, High Water Temperature, & Overspeed Shutdown			
322-0004	4	Lamp, Panel, Plant, Low Oil Pressure, High Water Temperature, & Overspeed			
322-0069	4	Holder, Lamp			
332-1005	1	Block, Terminal (20 Place)			
332-1007	1	Strip, Marker			

SPECIAL PARTS LIST FOR MODEL 15.0RJC-4R SPEC 16539AA  
 FOR STANDARD PARTS REFER TO CATALOG 974-0220 KEY NO. 2  
 (PARTS CATALOG ALSO CONTAINS COMPONENTS FOR MAJOR OPTIONAL FEATURES LISTED BELOW)

WIRING DIAGRAM NO. (ENG) 612-2718-01(AC) 612-4816-07

PART NO.	QTY.	DESCRIPTION	PART NO.	QTY.	DESCRIPTION
Housed Unit Natural Gas Carburetor High Compression Pistons Overspeed Cut Off Low Oil Pressure Cut Off High Water Temperature Cut Off Overcrank Cut Off					
520-0798	4	Stud, Generator Through			
520-0790	1	Stud, Rotor Through			
301-2204	1	Panel, Control - Upper			
307-0655	3	Latch, Relay - Emergency Stop & Alarm, Low Oil Pressure, High Water Temperature, & Overspeed			
301-2125	1	Panel, Control - Lower			
322-0004	4	Lamp, Plant, Low Oil Pressure, High Water Temperature, Overspeed			
322-0069	4	Holder, Lamp			
332-0795	1	Block, Terminal - Engine			
332-0862	1	Strip, Marker			

SPECIAL PARTS LIST FOR MODEL 12.5RJC-4R SPEC 16542AA  
 FOR STANDARD PARTS REFER TO CATALOG 974-0220 KEY NO. 1  
 (PARTS CATALOG ALSO CONTAINS COMPONENTS FOR MAJOR OPTIONAL FEATURES LISTED BELOW)

WIRING DIAGRAM NO. (ENG) 612-4989-01 (AC) 612-4816-16

PART NO.	QTY.	DESCRIPTION	PART NO.	QTY.	DESCRIPTION
Housed Model					
Gas - Gasoline Carburetor			301-3241	1	Bracket, Relay Mounting
Muffler Mounted On Housing			307-1157	1	Spring, Hold Down
Space Heater - Generator Heater Installation			332-0612	1	Strip, Marker (For 3 Place Block)
Water Jacket Heater			301-2393	1	Bracket, Relay Mounting
Overspeed Cut Off			307-0819	2	Relay, Low Oil Pressure & High Water Temperature
Low Oil Pressure Cut Off - Dual Senders			155-0360	1	Muffler, Critical Type
High Water Temperature Cut Off - Dual Senders			155-0927	1	Tube, Exhaust
Overcrank Cut Off			140-0078	2	Bands, Muffler - Mounted Or Housing
Oil Base Heater			405-1889	1	Shield, Rain
			505-0043	2	Elbow, 90° (1½")
504-0007	1	Cock, Shut Off - Fuel Pump			
502-0020	1	Elbow, Street Pipe - Fuel Pump			
332-0941	1	Tie, Cable - Solenoid Coil Assembly			
502-0058	1	Tee, Restricted-Front Cylinder Head			
301-2204	1	Panel, Control - Upper			
303-0201	1	Rheostat Assembly - Adjustable			
307-0655	3	Relay, Emergency Latching			
320-0259	1	Relay, Cranking Limiter			
301-2125	1	Panel, Control - Lower			
307-0848	1	Relay, Oil Pressure - To 15 Seconds			
322-0004	4	Lamp, Plant, Low Oil Pressure, High Water Temperature, Overspeed			
322-0069	4	Holder, Lamp			
323-0052	3	Socket, 8 Contact - Octal Type			
307-1143	1	Relay, Generating			
323-0760	1	Socket, Relay			
332-0943	2	Spacer, Relay Socket			
307-0819	1	Relay, Low Engine Temperature			
308-0778	3	Spring, Hold Down			
332-1005	1	Block, Terminal - 20 Place			
332-1006	1	Strip, Marker (For 20 Place Block)			

SPECIAL PARTS LIST FOR **MODEL** 12.5RJC-18R31 **SPEC** 16547AA  
**FOR STANDARD PARTS REFER TO CATALOG** 974-0220 **KEY NO.** 3  
**(PARTS CATALOG ALSO CONTAINS COMPONENTS FOR MAJOR OPTIONAL FEATURES LISTED BELOW)**

**WIRING DIAGRAM NO.** (ENG) 612-4912-01 (AC) 612-5226-01

PART NO.	QTY.	DESCRIPTION	PART NO.	QTY.	DESCRIPTION
Note: Pennsylvania Approved			332-0943	4	Spacers
Natural Gas Carburetor			307-0778	3	Spring, Hold Down
High Compression Pistons			332-1005	1	Block, Terminal - 20 Place
City Water Cooled			332-1006	1	Strip, Marker (For 20
Water Cooled Manifold					Place Block)
Heat Exchanger			332-0612	1	Strip, Marker (Use With 3
Overspeed Cut Off					Place Terminal Block)
Low Oil Pressure Cut Off - Dual Senders			301-3252	1	Bracket, Relay Mounting
High Water Temperature Cut Off - Dual Senders			307-1143	1	Relay, Generating
Overcrank Cut Off			323-0760	1	Socket, Relay
			308-0005	1	Switch, Selector
			307-0819	1	Relay, Low Engine Temperat
			149-0558	1	Strainer
			307-0829	1	Kit, Coil Replacement
			416-0325	1	Hydrometer, 3 Color Scale
			504-0019	1	Valve, Lock Shield - Manu
			307-0833	1	Valve, Solenoid - Electric
309-0179	1	Thermostat			
130-0813	1	Line, Water			
502-0257	1	Tee, Brass - Exhaust Manifold (3/8" Pipe)			
503-0478	1	Hose, Water Inlet, (9" Lg.)			
502-0058	1	Tee, Restricted-Front Cylinder Head			
301-1788	1	Panel, Control - Upper			
301-2125	1	Panel, Control - Lower			
322-0004	4	Lamp, Low Oil Pressure, High Water Temperature, Overspeed, Plant			
322-0069	4	Holder, Lamp			
320-0259	1	Relay, Cranking Limiter			
307-0655	3	Relay, Low Oil Pressure, High Water Temperature, Overspeed			
307-0848	1	Relay, Oil Pressure - To 15 Seconds			
307-0819	2	Relay, Low Oil Pressure & High Water Temperature			
323-0052	3	Socket, 8 Contact - Octal Type			

SPECIAL PARTS LIST FOR MODEL 15.0RJC-4R SPEC 16550AA  
 FOR STANDARD PARTS REFER TO CATALOG 974-0220 KEY NO. 2  
 (PARTS CATALOG ALSO CONTAINS COMPONENTS FOR MAJOR OPTIONAL FEATURES LISTED BELOW)

WIRING DIAGRAM NO. (ENG) 612-2718-01 (AC) 612-4816-02

PART NO.	QTY.	DESCRIPTION	PART NO.	QTY.	DESCRIPTION
Gas - Gasoline Carburetor					
Water Jacket Heater					
Oil Base Heater					
Overspeed Cut Off					
Low Oil Pressure Cut Off					
High Water Temperature Cut Off					
Overcrank Cut Off					
332-0941	1	Tie, Cable - Solenoid Coil			
520-0798	4	Stud, Generator Through			
520-0790	1	Stud, Rotor Through			
301-2204	1	Panel, Control - Upper			
307-0655	3	Latch, Relay - Emergency Stop & Alarm, Low Oil Pressure, High Water Temperature, & Overspeed			
301-2125	1	Panel, Control - Lower			
322-0004	4	Lamp, Plant, Low Oil Pressure, High Water Temperature, Overspeed			
322-0069	4	Holder, Lamp			
332-0795	1	Block, Terminal - Engine			
332-0862	1	Strip, Marker			

SPECIAL PARTS LIST FOR MODEL 12.5RJC-4R SPEC 16605AA  
 FOR STANDARD PARTS REFER TO CATALOG 974-0220 KEY NO. 1  
 (PARTS CATALOG ALSO CONTAINS COMPONENTS FOR MAJOR OPTIONAL FEATURES LISTED BELOW)  
 WIRING DIAGRAM NO. (ENG) 612-2865-01 (AC) 612-4816-16

PART NO.	QTY.	DESCRIPTION	PART NO.	QTY.	DESCRIPTION
Housed Model					
Day Tank					
Muffler Mounted On Housing					
Water Jacket Heater					
Oil Base Heater					
504-0007	1	Cock, Shut Off - Fuel Pump			
502-0020	1	Elbow, Street - Fuel Pump			
303-0201	1	Rheostat Assembly - Adjustable			
307-0696	1	Relay, 10 Second			
323-0052	2	Socket, 8 Contact - Octal Type			
307-0734	1	Relay, Cycle Cranker - 5 Second			
353-0015	1	Resistor, 3.5 Ohm - 10 Watt			
301-2204	1	Panel, Control - Upper			
307-0655	1	Relay, Emergency Latching			
155-0360	1	Muffler, Critical Type			
155-0927	1	Tube, Exhaust			
140-0078	2	Bands, Muffler - Mounted On Housing			
405-1889	1	Shield, Rain			
505-0043	2	Elbow, 90° (1½")			

SPECIAL PARTS LIST FOR MODEL 12.5RJC-18R131 SPEC 16609AA  
 FOR STANDARD PARTS REFER TO CATALOG 974-0220 KEY NO. 1  
 (PARTS CATALOG ALSO CONTAINS COMPONENTS FOR MAJOR OPTIONAL FEATURES LISTED BELOW)

WIRING DIAGRAM NO. (ENG)612-4874-01(AC)612-5226-01

PART NO.	QTY.	DESCRIPTION	PART NO.	QTY.	DESCRIPTION
Note: Pennsylvania Approved LPG Vapor Carburetor Overspeed Cut Off Low Oil Pressure Cut Off - Dual Senders High Water Temperature Cut Off - Dual Senders Overcrank Cut Off					
502-0058	1	Tee, Restricted Front - Cylinder Head			
301-1788	1	Panel, Control - Upper			
301-2125	1	Panel, Control - Lower			
322-0004	4	Lamp, Low Oil Pressure, High Water Temperature, Overspeed, Plant			
322-0069	4	Holder, Lamp			
320-0259	1	Relay, Cranking Limiter			
307-0655	3	Relay, Low Oil Pressure, High Water Temperature, Overspeed			
307-0848	1	Relay, Oil Pressure - To 15 Seconds			
307-0819	2	Relay, Low Oil Pressure & High Water Temperature			
323-0052	2	Socket, 8 Contact - Octal Type			
332-0943	4	Spacers			
307-0778	2	Spring, Hold Down			
332-1005	1	Block, Terminal - 20 Place			
332-1006	1	Strip, Marker (For 20 Place Block)			
301-3252	1	Bracket, Relay Mounting			
308-0005	1	Switch, Selector			
149-0558	1	Strainer, Regulator			
307-0829	1	Kit, Coil Replacement			
416-0325	1	Hydrometer, 3 Color Scale - Battery Tester			



SPECIAL PARTS LIST FOR MODEL 15.0BIC-3R SPEC 16615AA  
 FOR STANDARD PARTS REFER TO CATALOG 974-0220 KEY NO. 2  
 (PARTS CATALOG ALSO CONTAINS COMPONENTS FOR MAJOR OPTIONAL FEATURES LISTED BELOW)

WIRING DIAGRAM NO. (ENG)612-2718-01(AC)612-4815-12

PART NO.	QTY.	DESCRIPTION	PART NO.	QTY.	DESCRIPTION
		Gas - Gasoline Carburetor			
		Overspeed Cut Off			
		Low Oil Pressure Cut Off			
		High Water Temperature Cut Off			
		Overcrank Cut Off			
504-0007	1	Cock, Shut Off - Fuel Pump			
502-0020	1	Elbow, Street - Fuel Pump			
332-0941	1	Tie, Cable - Solenoid Coil Assembly			
307-0655	3	Relay, Emergency Latching			
320-0259	1	Relay, Cranking Limiter			
301-2125	1	Panel, Control - Lower			
322-0004	4	Lamp, Plant, Low Oil Pressure, High Water Temperature, Overspeed			
322-0069	4	Holder, Lamp			
332-0795	1	Block, Terminal - 16 Place			
332-0862	1	Strip, Marker (For 16 Place Block)			
301-2288	1	Panel, Control - Upper			
303-0201	1	Rheostat Assembly - Voltage Adjustable			

SPECIAL PARTS LIST FOR **MODEL** 15.0RJC-3CR **SPEC** 16677AA  
 FOR STANDARD PARTS REFER TO **CATALOG** 974-0220 **KEY NO.** 4  
 (PARTS CATALOG ALSO CONTAINS COMPONENTS FOR MAJOR OPTIONAL FEATURES LISTED BELOW)  
**WIRING DIAGRAM NO.** (ENG) 612-4134-01 (AC) 612-4814-01

PART NO.	QTY.	DESCRIPTION	PART NO.	QTY.	DESCRIPTION
City Water Cooled Water Cooled Manifold Heat Exchanger LPG Vapor Carburetor					
130-0813	1	Line, Water			
502-0257	1	Tee, Brass - Exhaust Manifold (3/8" Pipe)			
517-0059	1	Plug, Expansion (1-7/16" OD)			
503-0478	1	Hose, Water Inlet, 9" Lg.			
307-1077	1	Relay, Time Delay - 3 Second			
323-0052	1	Socket, 8 Contact - Octal Type			
301-2019	1	Panel, Control - Upper			

SPECIAL PARTS LIST FOR **MODEL** 12.5RJC-5DR **SPEC** 16678AA  
 FOR STANDARD PARTS REFER TO **CATALOG** 974-0220 **KEY NO.** 1  
 (PARTS CATALOG ALSO CONTAINS COMPONENTS FOR MAJOR OPTIONAL FEATURES LISTED BELOW)  
**WIRING DIAGRAM NO.** (ENG) 612-2717-01(AC) 612-4818-06

PART NO.	QTY.	DESCRIPTION	PART NO.	QTY.	DESCRIPTION
Housed Model Combination LPG Liquid & Gasoline Carburetor					
504-0007	1	Cock, Shut Off - Fuel Pump			
502-0020	1	Elbow, Street Pipe - Fuel Pump			
332-0941	1	Tie, Cable - Coil Assembly			
220-2043	1	Stator, Wound			
201-2158	1	Rotor Assembly, Wound			
520-0798	4	Stud, Generator Through			
520-0790	1	Stud, Rotor Through			
301-2204	1	Panel, Control - Upper			

SPECIAL PARTS LIST FOR MODEL 12.5RJC-3R131 SPEC 16684AA  
 FOR STANDARD PARTS REFER TO CATALOG 974-0220 KEY NO. 1  
 (PARTS CATALOG ALSO CONTAINS COMPONENTS FOR MAJOR OPTIONAL FEATURES LISTED BELOW)

WIRING DIAGRAM NO. (ENG) 612-4872-01(AC) 612-4815-11

PART NO.	QTY.	DESCRIPTION	PART NO.	QTY.	DESCRIPTION
Note: Pennsylvania Approved LPG Vapor Carburetor					
301-2288	1	Panel, Control - Upper			
332-0795	1	Block, Terminal (16 Place)			
332-0862	1	Strip, Marker - For 16 Place Block			
308-0005	1	Switch, Selector, Toggle			
303-0201	1	Rheostat Assembly - Adjustable			
301-2895	1	Panel, Control - Lower			
149-0558	1	Strainer, Regulator			
307-0829	1	Kit, Coil Replacement			
416-0325	1	Hydrometer, 3 Color Scale - Battery Tester			

SPECIAL PARTS LIST FOR MODEL 12.5RJC-4XR131 SPEC 16684AA  
 FOR STANDARD PARTS REFER TO CATALOG 974-0220 KEY NO. 1  
 (PARTS CATALOG ALSO CONTAINS COMPONENTS FOR MAJOR OPTIONAL FEATURES LISTED BELOW)

WIRING DIAGRAM NO. (ENG) 612-4872-01 (AC) 612-4817-07

PART NO.	QTY.	DESCRIPTION	PART NO.	QTY.	DESCRIPTION
Note: Pennsylvania Approved LPG Vapor Carburetor					
303-0201	1	Rheostat Assembly - Adjustable			
301-2308	1	Panel, Control - Upper			
308-0005	1	Switch, Selector - Toggle			
332-0795	1	Block, Terminal - 16 Place			
332-0862	1	Strip, Marker (For 16 Place Block)			
301-2895	1	Panel, Control - Lower			
149-0558	1	Strainer, Regulator			
307-0829	1	Kit, Coil Replacement			
416-0325	1	Hydrometer, 3 Color Scale - Battery Tester			

SPECIAL PARTS LIST FOR MODEL 15.0RJC-4R SPEC 16723AA  
 FOR STANDARD PARTS REFER TO CATALOG 974-0220 KEY NO. 4  
 (PARTS CATALOG ALSO CONTAINS COMPONENTS FOR MAJOR OPTIONAL FEATURES LISTED BELOW)

WIRING DIAGRAM NO. (ENG) 612-4775-01(AC) 612-4816-02

PART NO.	QTY.	DESCRIPTION	PART NO.	QTY.	DESCRIPTION
		City Water Cooled			
		Water Cooled Manifold			
		Heat Exchanger			
		LPG Vapor Carburetor			
		Skid & Battery Rack			
		Overspeed Cut Off			
		Low Oil Pressure Cut Off - Dual Senders			
		High Water Temperature Cut Off - Dual Senders			
		Overcrank Cut Off			
309-0179	1	Thermostat - Open 190° F, Close 215° F			
502-0257	1	Tee, Brass - Exhaust Manifold (3/8" Pipe)			
517-0059	1	Plug, Expansion - Exhaust Manifold (1-7/16" OD)			
503-0478	1	Hose, Water Inlet - 9" Lg.			
520-0798	4	Stud, Generator Through			
520-0790	1	Stud, Rotor Through			
301-2204	1	Panel, Control - Upper			
307-0848	1	Relay, Oil Pressure, To 15 Seconds			
307-0655	3	Relay, Low Oil Pressure, High Water Temperature, Overspeed			
332-0943	4	Spacer, Relay Sockets (3/8" OD X 3/16" ID)			
307-0819	2	Relay, Low Oil Pressure & High Water Temperature Alarm			
323-0052	2	Socket, 8 Contact - Octal Type			
301-3252	1	Bracket, Relay Mounting			
301-2125	1	Panel, Control - Lower			
322-0004	4	Lamp, Plant, Low Oil Pressure High Water Temperature, Overspeed			
322-0069	4	Holder, Lamp			
307-0778	2	Spring, Hold Down			
332-1005	1	Block, Terminal (20 Place)			
332-1006	1	Strip, Marker - For 20 Place Block			
332-0612	1	Strip, Marker (Use With 3 Place Block)			
307-1143	1	Relay, Generating			
323-0760	1	Socket, Relay			
307-1157	1	Spring, Relay Hold Down			

SPECIAL PARTS LIST FOR MODEL 15.0RJC-3R SPEC 16755AA  
 FOR STANDARD PARTS REFER TO CATALOG 974-0220 KEY NO. 2  
 (PARTS CATALOG ALSO CONTAINS COMPONENTS FOR MAJOR OPTIONAL FEATURES LISTED BELOW)  
 WIRING DIAGRAM NO. (ENG)612-4989-01 (AC)612-4815-07

PART NO.	QTY.	DESCRIPTION	PART NO.	QTY.	DESCRIPTION
Housed Model Muffler Mounted On Housing Natural Gas Carburetor High Compression Pistons Water Jacket Heater Oil Base Heater Overspeed Cut Off Low Oil Pressure Cut Off - Dual Senders High Water Temperature Cut Off - Dual Senders Overcrank Cut Off					
301-2288	1	Panel, Control - Upper			
307-0655	3	Relay, Lop, Hwt, Overspeed Shutdown			
301-2125	1	Panel, Control - Lower			
322-0004	4	Lamp, Plant, Low Oil Pressure, High Water Temperature, Overspeed			
322-0069	4	Holder, Lamp			
301-3241	1	Bracket, Relay Mounting			
301-2393	1	Bracket, Relay Mounting			
323-0052	3	Socket, 8 Contact - Octal Type			
307-0819	3	Relay, Low Engine Temperature, Lop, High Water Temperature			
307-1157	1	Spring, Relay Hold Down			
307-0848	1	Relay, Oil Pressure - To 15 Seconds			
307-1143	1	Relay, Generating			
323-0760	1	Socket, Relay			
332-0943	2	Spacer, Relay Socket (3/8" OD)			
307-0778	3	Spring, Hold Down			
332-1005	1	Block, Terminal (20 Place)			
332-1006	1	Strip, Marker - For 20 Place Block			
332-0612	1	Strip, Marker			
155-0360	1	Muffler, Critical Type			
155-0927	1	Tube, Exhaust			
140-0078	2	Bands, Muffler - Mounted On Housing			
405-1889	1	Shield, Rain			
505-0043	2	Elbow, 90° (1½")			

SPECIAL PARTS LIST FOR MODEL 15.0RJC-4R SPEC 16760AA  
 FOR STANDARD PARTS REFER TO CATALOG 974-0220 KEY NO. 2  
 (PARTS CATALOG ALSO CONTAINS COMPONENTS FOR MAJOR OPTIONAL FEATURES LISTED BELOW)  
 WIRING DIAGRAM NO. (ENG) 612-4857-01 (AC) 612-4816-12

PART NO.	QTY.	DESCRIPTION	PART NO.	QTY.	DESCRIPTION
Natural Gas Carburetor					
High Compression Pistons					
Water Jacket Heater					
Oil Base Heater					
Overspeed Cut Off					
Low Oil Pressure Cut Off					
High Water Temperature Cut Off					
Overcrank Cut Off					
520-0798	4	Stud, Generator Through			
520-0790	1	Stud, Rotor Through			
301-2204	1	Panel, Control - Upper			
303-0201	1	Rheostat Assembly - Adjustable			
301-2125	1	Panel, Control - Lower			
307-0655	3	Relay, Low Oil Pressure, High Water Temperature, & Overspeed Shutdown			
322-0004	4	Lamp, Panel, Plant, Low Oil Pressure, High Water Temperature, & Overspeed			
322-0069	4	Holder, Lamp			
307-0819	1	Relay, Low Engine Temperature			
307-1157	1	Spring, Relay Hold Down			
307-1143	1	Relay, Generating			
323-0760	1	Socket, Relay			
332-0943	2	Spacer, Relay Socket (3/8" OD)			
307-0778	1	Spring, Hold Down			
332-1005	1	Block, Terminal (20 Place)			
332-1006	1	Strip, Marker - For 20 Place Block			
323-0052	1	Socket, 8 Contact - Octal Type			
301-3241	1	Bracket, Relay Mounting			



SPECIAL PARTS LIST FOR MODEL 15.0RJC-4R31 SPEC 16787AA  
 FOR STANDARD PARTS REFER TO CATALOG 974-0220 KEY NO. 2  
 (PARTS CATALOG ALSO CONTAINS COMPONENTS FOR MAJOR OPTIONAL FEATURES LISTED BELOW)  
 WIRING DIAGRAM NO. (ENG)612-5182-01(AC)612-4816-02

PART NO.	QTY.	DESCRIPTION	PART NO.	QTY.	DESCRIPTION
Note: Pennsylvania Approved Natural Gas Carburetor Overspeed Cut Off Low Oil Pressure Cut Off - Dual Senders High Water Temperature Cut Off - Dual Senders Overcrank Cut Off					
520-0798	4	Stud, Generator Through			
520-0790	1	Stud, Rotor Through			
301-2204	1	Panel, Control - Upper			
301-2574	1	Panel, Control - Lower			
307-0655	3	Relay, Low Oil Pressure, High Water Temperature, & Overspeed Shutdown			
322-0004	4	Lamp, Panel, Plant, Low Oil Pressure, High Water Temperature, & Overspeed			
322-0069	4	Holder, Lamp (Used On Plant, Low Oil Pressure, High Water Temperature, & Overspeed Shutdown)			
307-0819	3	Relay, Low Oil Pressure, High Water Temperature, & Low Engine Temperature			
307-0848	1	Relay, Oil Pressure - To 15 Seconds			
323-0052	5	Socket, 8 Contact - Octal Type			
308-0005	1	Switch, Selector			
307-1157	1	Spring, Relay Hold Down			
307-1143	1	Relay, Generating			
323-0760	1	Socket, Relay			
332-0943	2	Spacer, Relay Socket (3/8" OD)			
307-0778	3	Spring, Hold Down			
332-1005	1	Block, Terminal (20 Place)			
332-1006	1	Strip, Marker - For 20 Place Block			
301-3241	1	Bracket, Relay Mounting			
301-2393	2	Bracket, Relay Mounting			
332-0612	2	Strip, Marker			
307-1186	1	Relay, Time Delay - Total Crank 1 To 300 Seconds On Pickup			
307-0696	1	Relay, Cycle Cranker - Time Delay 10 Seconds			
307-0734	1	Relay, Cycle Cranker - Time Delay 5 Seconds			
149-0558	1	Strainer, Regulator			
307-0829	1	Kit, Coil Replacement			
416-0325	1	Hydrometer, 3 Color Scale - Battery Tester			

SPECIAL PARTS LIST FOR MODEL 15.0RJC-18R131 SPEC 16791AA  
 FOR STANDARD PARTS REFER TO CATALOG 974-0220 KEY NO. 4  
 (PARTS CATALOG ALSO CONTAINS COMPONENTS FOR MAJOR OPTIONAL FEATURES LISTED BELOW)  
 WIRING DIAGRAM NO. (ENG)612-4912-01(AC)612-5226-01

PART NO.	QTY.	DESCRIPTION	PART NO.	QTY.	DESCRIPTION
Note: Pennsylvania Approved LPG Vapor Carburetor City Water Cooled Water Cooled Manifold Overspeed Cut Off Low Oil Pressure Cut Off - Dual Senders High Water Temperature Cut Off - Dual Senders Overcrank Cut Off					
309-0179	1	Thermostat - Open 190°, Close 215°			
502-0258	3	Nipple, Half (3/8")			
502-0263	1	Elbow, Brass (90° - 3/8")			
502-0085	2	Nipple, Close			
502-0257	1	Tee, Brass - Exhaust Manifold (3/8" Pipe)			
517-0059	1	Plug, Expansion (1-7/16" OD)			
503-0478	1	Hose, Water Inlet - 9" Lg.			
520-0798	4	Stud, Generator Through			
520-0790	1	Stud, Rotor Through			
301-1788	1	Panel, Control - Upper			
301-2125	1	Panel, Control - Lower			
307-0848	1	Relay, Oil Pressure - To 15 Seconds			
322-0004	4	Lamp, Plant, Low Oil Pressure High Water Temperature, Overspeed			
322-0069	4	Holder, Lamp			
307-0655	3	Relay, Low Oil Pressure, High Water Temperature, Overspeed			
307-0819	3	Relay, Low Oil Pressure, High Water Temperature, & Low Engine Temperature			
323-0052	3	Socket, 8 Contact - Octal Type			
308-0005	1	Switch, Selector			
301-3252	1	Bracket, Relay Mounting			
332-0943	4	Spacer, Relay Socket (3/8" OD)			
307-0778	3	Spring, Hold-Down			
332-1005	1	Block, Terminal (20 Place)			
332-1006	1	Strip, Marker - For 20 Place Block			
332-0612	1	Strip, Marker			
323-0760	1	Socket, Relay			
307-1143	1	Relay, Generating			
149-0558	1	Strainer, Regulator			
307-0829	1	Kit, Coil Replacement			
416-0325	1	Hydrometer, 3 color Scale - Battery Tester			

SPECIAL PARTS LIST FOR MODEL 15.ORJC-4XR131 SPEC 16801AA  
 FOR STANDARD PARTS REFER TO CATALOG 974-0220 KEY NO. 2  
 (PARTS CATALOG ALSO CONTAINS COMPONENTS FOR MAJOR OPTIONAL FEATURES LISTED BELOW)  
 WIRING DIAGRAM NO. (ENG) 612-5086-01(AC) 612-4817-02

PART NO.	QTY.	DESCRIPTION	PART NO.	QTY.	DESCRIPTION
Note: Pennsylvania Approved LPG Vapor Carburetor Overspeed Cut Off Low Oil Pressure Cut Off - Dual Senders High Water Temperature Cut Off - Dual Senders Overcrank Cut Off					
520-0798	4	Stud, Generator Through			
520-0790	1	Stud, Rotor Through			
301-2308	1	Panel, Control - Upper			
301-2125	1	Panel, Control - Lower			
322-0004	4	Lamp, Plant, Low Oil Pressure High Water Temperature, Overspeed			
322-0069	4	Holder, Lamp			
307-0655	3	Relay, Low Oil Pressure, High Water Temperature, Overspeed			
301-3252	1	Bracket, Relay Mounting			
332-0943	4	Spacer, Relay Socket (3/8" OD)			
307-0778	3	Spring, Hold-Down			
332-1005	1	Block, Terminal (20 Place)			
332-1006	1	Strip, Marker - For 20 Place Block			
307-0819	3	Relay, Low Engine Temperature Low Oil Pressure, & High Water Temperature			
323-0052	4	Socket, 8 Contact - Octal Type			
308-0005	1	Switch, Selector			
307-1143	1	Relay, Generating			
323-0760	1	Socket, Relay			
332-0612	1	Strip, Marker (Use With 3 Place Terminal Block)			
307-1077	1	Relay, Time Delay Start - 3 Second			
301-3241	1	Bracket, Relay - Time Delay			
307-0848	1	Relay, Oil Pressure - Time Delay, 15 Second			
320-0259	1	Relay, Cranking Limiter			
149-0558	1	Strainer, Regulator			
307-0829	1	Kit, Coil Replacement			
416-0325	1	Hydrometer, 3 Color Scale - Battery Tester			

SPECIAL PARTS LIST FOR MODEL 15.0RJC-4R30 SPEC 16802AB  
 FOR STANDARD PARTS REFER TO CATALOG 974-0220 KEY NO. 2  
 (PARTS CATALOG ALSO CONTAINS COMPONENTS FOR MAJOR OPTIONAL FEATURES LISTED BELOW)

WIRING DIAGRAM NO. (ENG) 612-5497-02 (AC) 612-5500-17

PART NO.	QTY.	DESCRIPTION	PART NO.	QTY.	DESCRIPTION
Note: Pennsylvania Approved Housed Unit Muffler Mounted On Housing Water Jacket Heater Oil Base Heater Overspeed Cut Off Low Oil Pressure Cut Off - Dual Senders High Water Temperature Cut Off - Dual Senders Overcrank Cut Off					
520-0798	4	Stud, Generator Through			
520-0790	1	Stud, Rotor Through			
301-2204	1	Panel, Control - Upper			
303-0201	1	Rheostat Assembly - Adjustable			
301-2125	1	Panel, Control - Lower			
307-0848	1	Relay, Oil Pressure - To 15 Seconds			
322-0004	4	Lamp, Plant, Low Oil Pressure High Water Temperature, Overspeed			
322-0069	4	Holder, Lamp			
307-0655	3	Relay, Low Oil Pressure, High Water Temperature, Overspeed			
332-0943	2	Spacer, Relay Socket			
307-0778	2	Spring, Hold Down			
332-1005	1	Block, Terminal (20 Place)			
332-1006	1	Strip, Marker - For 20 Place Block			
307-0819	3	Relay, Low Engine Temperature, Low Oil Pressure & High Water Temperature			
323-0052	3	Socket, 8 Contact - Octal Type			
308-0005	1	Switch, Selector			
323-0760	1	Socket, Relay			
307-1143	1	Relay, Generating			
301-3241	1	Bracket, Relay Mounting			
301-2393	1	Bracket, Relay Mounting			
307-1157	1	Spring, Hold Down			
155-0360	1	Muffler, Critical Type			
155-0927	1	Tube, Exhaust			
140-0078	2	Bands, Muffler - Mounted On Housing			
405-1889	1	Shield, Rain			
505-0043	2	Elbow, 90° (1½")			

SPECIAL PARTS LIST FOR **MODEL** 12.5RJC-4R **SPEC** 16824AA  
 FOR STANDARD PARTS REFER TO **CATALOG** 974-0220 **KEY NO.** 1  
 (PARTS CATALOG ALSO CONTAINS COMPONENTS FOR MAJOR OPTIONAL FEATURES LISTED BELOW)

**WIRING DIAGRAM NO.** (ENG) 612-2718-01 (AC) 612-4816-11

PART NO.	QTY.	DESCRIPTION	PART NO.	QTY.	DESCRIPTION
LPG Vapor Carburetor					
Overspeed Cut Off					
Water Jacket Heater					
Low Oil Pressure Cut Off					
High Water Temperature Cut Off					
Overcrank Cut Off					
Oil Base Heater					
320-0259	1	Relay, Cranking Limiter			
301-2125	1	Panel, Control - Lower			
322-0004	4	Lamp, Plant, Low Oil Pressure, High Water Temperature, Overspeed			
322-0069	4	Holder, Lamp			
307-0655	3	Relay, Low Oil Pressure, High Water Temperature, Overspeed			
332-0795	1	Block, Terminal - 16 Place			
332-0862	1	Strip, Marker (For 16 Place Block)			
303-0201	1	Rheostat Assembly - Adjustable			
301-2204	1	Panel, Control - Upper			

SPECIAL PARTS LIST FOR **MODEL** 15.0RJC-4R **SPEC** 16824AA  
 FOR STANDARD PARTS REFER TO **CATALOG** 974-0220 **KEY NO.** 2  
 (PARTS CATALOG ALSO CONTAINS COMPONENTS FOR MAJOR OPTIONAL FEATURES LISTED BELOW)  
**WIRING DIAGRAM NO.** (ENG) 612-2718-01 (AC) 612-4816-12

PART NO.	QTY.	DESCRIPTION	PART NO.	QTY.	DESCRIPTION
LPG Vapor Carburetor					
Water Jacket Heater					
Oil Base Heater					
Overspeed Cut Off					
Low Oil Pressure Cut Off					
High Water Temperature Cut Off					
Overcrank Cut Off					
520-0798	4	Stud, Generator Through			
520-0790	1	Stud, Rotor Through			
301-2204	1	Panel, Control - Upper			
303-0201	1	Rheostat Assembly - Adjustable			
301-2125	1	Panel, Control - Lower			
307-0655	3	Relay, Low Oil Pressure, High Water Temperature, Overspeed Shutdown			
322-0004	4	Lamp, Plant, Low Oil Pressure High Water Temperature, Overspeed			
322-0069	4	Holder, Lamp			
332-0795	1	Block, Terminal - 16 Place			
332-0862	1	Strip, Marker (For 16 Place Block)			

SPECIAL PARTS LIST FOR MODEL 15.0RJC-4XR SPEC 16841AA  
 FOR STANDARD PARTS REFER TO CATALOG 974-0220 KEY NO. 4  
 (PARTS CATALOG ALSO CONTAINS COMPONENTS FOR MAJOR OPTIONAL FEATURES LISTED BELOW)  
 WIRING DIAGRAM NO. (ENG) 612-2718-01 (AC) 612-4817-08

PART NO.	QTY.	DESCRIPTION	PART NO.	QTY.	DESCRIPTION
		City Water Cooled			
		Water Cooled Manifold			
		Natural Gas Carburetor			
		High Compression Pistons			
		Overspeed Cut Off			
		Low Oil Pressure Cut Off			
		High Water Temperature Cut Off			
		Overcrank Cut Off			
517-0059	1	Plug, Expansion (1-7/16" OD)			
503-0478	1	Hose, Water Inlet - 9" Lg.			
520-0798	4	Stud, Generator Through			
520-0790	1	Stud, Rotor Through			
301-2308	1	Panel, Control - Upper			
303-0201	1	Rheostat Assembly - Adjustable			
301-2125	1	Panel, Control - Lower			
322-0004	4	Lamp, Plant, Low Oil Pressure			
		High Water Temperature,			
		Overspeed			
322-0069	4	Holder, Lamp			
307-0655	3	Relay, Low Oil Pressure,			
		High Water Temperature,			
		Overspeed			
332-0862	1	Strip, Marker			
332-0795	1	Block, Terminal - Engine			

SPECIAL PARTS LIST FOR MODEL 12.5RJC-3R31 SPEC 16871AA  
 FOR STANDARD PARTS REFER TO CATALOG 974-0220 KEY NO. 3  
 (PARTS CATALOG ALSO CONTAINS COMPONENTS FOR MAJOR OPTIONAL FEATURES LISTED BELOW)

WIRING DIAGRAM NO. (ENG)612-4912-01(AC)612-4815-11

PART NO.	QTY.	DESCRIPTION	PART NO.	QTY.	DESCRIPTION
Note: Pennsylvania Approved Natural Gas Carburetor Overspeed Cut Off City Water Cooled Water Cooled Manifold Low Oil Pressure Cut Off - Dual Senders High Water Temperature Cut Off - Dual Senders Overcrank Cut Off High Compression Pistons			332-1005	1	Block, Terminal (20 Plac
			332-1006	1	Strip, Marker - For 20 P Block
			308-0005	1	Switch, Selector - Toggl
			307-0848	1	Relay, Oil Pressure - To 15 Seconds
			307-1143	1	Relay, Generating
			323-0760	1	Socket, Relay
			332-0612	1	Strip, Marker
			301-3252	1	Bracket, Relay Mounting
309-0179	1	Thermostat	149-0558	1	Strainer
502-0257	1	Tee, Pipe - Brass (3/8") - Exhaust Manifold	307-0829	1	Kit, Coil Replacement
502-0258	3	Nipple, Half - Brass (3/8")	416-0325	1	Hydrometer, 3 Color Scal
502-0085	2	Nipple, Close (3/8")	504-0019	1	Valve, Lock Shield - Man
502-0263	1	Elbow, 90° - Brass (3/8")	307-0833	1	Valve, Solenoid - Electr
502-0058	1	Tee, Restricted - Front Cylinder Head			
517-0059	1	Plug, Expansion (1-7/16" OD)			
503-0478	1	Hose, Water Inlet, 9" Lg.			
320-0259	1	Relay, Cranking Limiter			
301-2125	1	Panel, Control - Lower			
322-0004	4	Lamp, Plant, Low Oil Pressure High Water Temperature, Overspeed			
322-0069	4	Holder, Lamp			
303-0201	1	Rheostat Assembly - Adjustable			
323-0052	3	Socket, 8 Contact - Octal Type			
301-2288	1	Panel, Control - Upper			
307-0655	3	Relay, Emergency Latching			
332-0943	4	Spacer, Relay Sockets (3/8" OD X 3/16" ID)			
307-0819	3	Relay, Low Oil Pressure, High Water Temperature, Low Engine Temperature			
307-0778	3	Spring, Hold Down			



SPECIAL PARTS LIST FOR MODEL 12.5RJC-4XR131 SPEC 16875AA  
 FOR STANDARD PARTS REFER TO CATALOG 974-0220 KEY NO. 1  
 (PARTS CATALOG ALSO CONTAINS COMPONENTS FOR MAJOR OPTIONAL FEATURES LISTED BELOW)  
 WIRING DIAGRAM NO. (ENG)612-4912-01(AC)612-4817-04

PART NO.	QTY.	DESCRIPTION	PART NO.	QTY.	DESCRIPTION
Note: Pennsylvania Approved Housed Model LPG Vapor Carburetor Overspeed Cut Off Low Oil Pressure Cut Off - Dual Senders High Water Temperature Cut Off - Dual Senders Overcrank Cut Off			149-0558	1	Strainer, Regulator
			307-0829	1	Kit, Coil Replacement
			416-0325	1	Hydrometer, 3 Color Scal
					Battery Tester
			179-0008	1	Drawing, Fuel Installati
			179-0016	1	Drawing, Fuel Installati
502-0058	1	Tee, Oil Filter Adapter			
301-2308	1	Panel, Control - Upper			
320-0259	1	Relay, Cranking Limiter			
301-2125	1	Panel, Control - Lower			
307-0848	1	Relay, Oil Pressure - To			
		15 Seconds			
322-0004	4	Lamp, Plant, Low Oil Pressure			
		High Water Temperature,			
		Overspeed			
322-0069	4	Holder, Lamp			
307-0655	3	Relay, Low Oil Pressure, High			
		Water Temperature, Overspeed			
332-0943	4	Spacer, Relay Socket			
307-0778	2	Spring, Hold Down			
332-1005	1	Block, Terminal - 20 Place			
332-1006	1	Strip, Marker (For 20 Place			
		Block)			
307-0819	1	Relay, Low Engine Temperature			
307-0819	2	Relay, Low Oil Pressure &			
		High Water Temperature			
323-0052	3	Socket, 8 Contact - Octal			
		Type			
308-0005	1	Switch, Selector			
301-3252	1	Bracket, Relay Mounting			
307-1143	1	Relay, Generating			
323-0760	1	Socket, Relay			
332-0612	1	Strip, Marker (Use With 3			
		Place Terminal Block)			

SPECIAL PARTS LIST FOR MODEL 12.5RJC-4R SPEC 16878AA  
 FOR STANDARD PARTS REFER TO CATALOG 974-0220 KEY NO. 3  
 (PARTS CATALOG ALSO CONTAINS COMPONENTS FOR MAJOR OPTIONAL FEATURES LISTED BELOW)  
 WIRING DIAGRAM NO. (ENG) 612-2718-01 (AC) 612-4816-01

PART NO.	QTY.	DESCRIPTION	PART NO.	QTY.	DESCRIPTION
City Water Cooled					
Water Cooled Manifold					
Natural Gas Carburetor					
Skid And Battery Rack					
Overspeed Cut Off					
Low Oil Pressure Cut Off					
High Water Temperature Cut Off					
Overcrank Cut Off					
517-0059	1	Plug, Expansion (1-7/16" OD)			
503-0478	1	Hose, Water Inlet, 9" Lg.			
505-0376	1	Elbow, 45° (3/8")			
320-0259	1	Relay, Cranking Limiter			
301-2125	1	Panel, Control - Lower			
322-0004	4	Lamp, Plant, Low Oil Pressure, High Water Temperature, Overspeed			
322-0069	4	Holder, Lamp			
307-0655	3	Relay, Low Oil Pressure, High Water Temperature, Overspeed			
332-0795	1	Block, Terminal - 16 Place			
332-0862	1	Strip, Marker (For 16 Place Block)			
301-2204	1	Panel, Control - Upper			

SPECIAL PARTS LIST FOR MODEL 15.0RJC-4R SPEC 16888AA  
 FOR STANDARD PARTS REFER TO CATALOG 974-0220 KEY NO. 2  
 (PARTS CATALOG ALSO CONTAINS COMPONENTS FOR MAJOR OPTIONAL FEATURES LISTED BELOW)

WIRING DIAGRAM NO. (ENG) 612-2717-01 (AC) 612-5201-07

PART NO.	QTY.	DESCRIPTION	PART NO.	QTY.	DESCRIPTION
Housed Model Mounted Fuel Tank					
520-0798	4	Stud, Generator Through			
520-0790	1	Stud, Rotor Through			
301-2449	1	Panel, Control - Upper			
501-0005	1	Line, Flex - Fuel (18½" Lg.)			

SPECIAL PARTS LIST FOR MODEL 15.0RJC-4R SPEC 16908AA  
 FOR STANDARD PARTS REFER TO CATALOG 974-0220 KEY NO. 2  
 (PARTS CATALOG ALSO CONTAINS COMPONENTS FOR MAJOR OPTIONAL FEATURES LISTED BELOW)  
 WIRING DIAGRAM NO. (ENG) 612-4857-01 (AC) 612-4816-07

PART NO.	QTY.	DESCRIPTION	PART NO.	QTY.	DESCRIPTION
		Housed Unit			
		LPG Vapor Carburetor			
		Muffler Mounted On Housing			
		Water Jacket Heater			
		Oil Base Heater			
		Overspeed Cut Off			
		Low Oil Pressure Cut Off			
		High Water Temperature Cut Off			
		Overcrank Cut Off			
520-0798	4	Stud, Generator Through			
520-0790	1	Stud, Rotor Through			
301-2204	1	Panel, Control - Upper			
301-2125	1	Panel, Control - Lower			
307-0655	3	Relay, Low Oil Pressure, High Water Temperature, & Overspeed Shutdown			
322-0004	4	Lamp, Panel, Plant, Low Oil Pressure, High Water Temperature, & Overspeed			
322-0069	4	Holder, Lamp			
307-0819	1	Relay, Low Engine Temperature			
307-1157	1	Spring, Relay Hold Down			
307-1143	1	Relay, Generating			
323-0760	1	Socket, Relay			
332-0943	2	Spacer, Relay Socket (3/8" OD)			
307-0778	1	Spring, Hold Down			
332-1005	1	Block, Terminal (20 Place)			
332-1006	1	Strip, Marker - For 20 Place Block			
323-0052	1	Socket, 8 Contact - Octal Type			
301-3241	1	Bracket, Relay Mounting			
155-0360	1	Muffler, Critical Type			
155-0927	1	Tube, Exhaust			
140-0078	2	Bands, Muffler - Mounted On Housing			
405-1889	1	Shield, Rain			
505-0043	2	Elbow, 90° (1½")			

SPECIAL PARTS LIST FOR MODEL 15.0RJC-4R131 SPEC 16921AA  
 FOR STANDARD PARTS REFER TO CATALOG 974-0220 KEY NO. 2  
 (PARTS CATALOG ALSO CONTAINS COMPONENTS FOR MAJOR OPTIONAL FEATURES LISTED BELOW)  
 WIRING DIAGRAM NO. (ENG) 612-5182-01 (AC) 612-4816-02

PART NO.	QTY.	DESCRIPTION	PART NO.	QTY.	DESCRIPTION
Note: Pennsylvania Approved LPG Vapor Carburetor Overspeed Cut Off Low Oil Pressure Cut Off - Dual Senders High Water Temperature Cut Off - Dual Senders Overcrank Cut Off					
520-0798	4	Stud, Generator Through			
520-0790	1	Stud, Rotor Through			
301-2204	1	Panel, Control - Upper			
301-2574	1	Panel, Control - Lower			
307-0655	3	Relay, Low Oil Pressure, High Water Temperature, & Overspeed Shutdown			
322-0004	4	Lamp, Panel, Plant, Low Oil Pressure, High Water Temperature & Overspeed			
322-0069	4	Holder, Lamp			
307-0819	3	Relay, Low Oil Pressure, High Water Temperature, & Low Engine Temperature			
307-0848	1	Relay, Oil Pressure - To 15 Seconds			
323-0052	5	Socket, 8 Contact - Octal Type			
308-0005	1	Switch, Selector			
307-1157	1	Spring, Relay Hold Down			
307-1143	1	Relay, Generating			
323-0760	1	Socket, Relay			
332-0943	2	Spacer, Relay Socket (3/8" OD)			
307-0778	3	Spring, Hold Down			
332-1005	1	Block, Terminal (20 Place)			
332-1006	1	Strip, Marker - For 20 Place Block			
301-3241	1	Bracket, Relay Mounting			
301-2393	2	Bracket, Relay Mounting			
332-0612	2	Strip, Marker			
307-1186	1	Relay, Time Delay - Total Crank 1 To 300 Seconds On Pickup			
307-0696	1	Relay, Cycle Cranker - Time Delay 10 Seconds			
307-0734	1	Relay, Cycle Cranker - Time Delay 5 Seconds			
149-0558	1	Strainer, Regulator			
307-0829	1	Kit, Coil Replacement			
416-0325	1	Hydrometer, 3 Color Scale - Battery Tester			

SPECIAL PARTS LIST FOR **MODEL** 15.0RJC-4XR **SPEC** 16925AA  
 FOR STANDARD PARTS REFER TO **CATALOG** 974-0220 **KEY NO.** 2  
 (PARTS CATALOG ALSO CONTAINS COMPONENTS FOR MAJOR OPTIONAL FEATURES LISTED BELOW)  
**WIRING DIAGRAM NO.** (ENG)612-2717-01(AC)612-4817-08

PART NO.	QTY.	DESCRIPTION	PART NO.	QTY.	DESCRIPTION
		Natural Gas Carburetor			
		High Compression Pistons			
		Water Jacket Heater			
		Oil Base Heater			
		Overspeed Cut Off			
520-0798	4	Stud, Generator Through			
520-0790	1	Stud, Rotor Through			
301-2308	1	Panel, Control - Upper			
303-0201	1	Rheostat Assembly - Adjustable			

SPECIAL PARTS LIST FOR MODEL 15.0RJC-4XR SPEC 16926AA  
 FOR STANDARD PARTS REFER TO CATALOG 974-0220 KEY NO. 2  
 (PARTS CATALOG ALSO CONTAINS COMPONENTS FOR MAJOR OPTIONAL FEATURES LISTED BELOW)

WIRING DIAGRAM NO. (ENG)612-2718-01(AC)612-4817-02

PART NO.	QTY.	DESCRIPTION	PART NO.	QTY.	DESCRIPTION
Natural Gas Carburetor High Compression Pistons Overspeed Cut Off Low Oil Pressure Cut Off High Water Temperature Cut Off Overcrank Cut Off					
520-0798	4	Stud, Generator Through			
520-0790	1	Stud, Rotor Through			
301-2308	1	Panel, Control - Upper			
301-2125	1	Panel, Control - Lower			
307-0655	3	Relay, Low Oil Pressure, High Water Temperature, & Overspeed Shutdown			
322-0004	4	Lamp, Panel, Plant, Low Oil Pressure, High Water Temperature, & Overspeed			
322-0069	4	Holder, Lamp			
332-0795	1	Block, Terminal - Engine			
332-0862	1	Strip, Marker			



Power  
Generation

Date March 1, 1979

Revised

Redistribution or publication of this document  
 by any means is strictly prohibited.

Page 1 of 1

SPECIAL PARTS LIST FOR **MODEL** 15.0BJC-4R **SPEC** 16963AA  
 FOR STANDARD PARTS REFER TO **CATALOG** 974-0220 **KEY NO.** 2  
 (PARTS CATALOG ALSO CONTAINS COMPONENTS FOR MAJOR OPTIONAL FEATURES LISTED BELOW)

**WIRING DIAGRAM NO.** (ENG) 612-2717-01 (AC) 612-4816-12

PART NO.	QTY.	DESCRIPTION	PART NO.	QTY.	DESCRIPTION
Natural Gas Carburetor High Compression Pistons Water Jacket Heater Oil Base Heater					
520-0798	4	Stud, Generator Through			
520-0790	1	Stud, Rotor Through			
301-2204	1	Panel, Control - Upper			
303-0201	1	Rheostat Assembly - Adjustable			



SPECIAL PARTS LIST FOR MODEL 15.0RJC-5DR SPEC 16968AA  
 FOR STANDARD PARTS REFER TO CATALOG 974-0220 KEY NO. 4  
 (PARTS CATALOG ALSO CONTAINS COMPONENTS FOR MAJOR OPTIONAL FEATURES LISTED BELOW)

WIRING DIAGRAM NO. (ENG) 612-2718-01 (AC) 612-4818-02

PART NO.	QTY.	DESCRIPTION	PART NO.	QTY.	DESCRIPTION
City Water Cooled					
Water Cooled Manifold					
Heat Exchanger					
Day Tank					
Overspeed Cut Off					
Low Oil Pressure Cut Off					
High Water Temperature Cut Off					
Overcrank Cut Off					
504-0007	1	Cock, Shut Off - Fuel Pump			
502-0020	1	Elbow, Street - Fuel Pump			
502-0257	1	Tee, Brass - Exhaust Manifold (3/8" Pipe)			
517-0059	1	Plug, Expansion (1-7/16" OD)			
503-0478	1	Hose, Water Inlet - 9" Lg.			
520-0798	4	Stud, Generator Through			
520-0790	1	Stud, Rotor Through			
301-2204	1	Panel, Control - Upper			
301-2125	1	Panel, Control - Lower			
322-0004	4	Lamp, Plant, Low Oil Pressure High Water Temperature, Overspeed			
322-0069	4	Holder, Lamp			
307-0655	3	Relay, Low Oil Pressure, High Water Temperature, Overspeed			
332-0862	1	Strip, Marker			
332-0795	1	Block, Terminal - Engine			

SPECIAL PARTS LIST FOR MODEL 15.0RJC-4R SPEC 16981AA  
 FOR STANDARD PARTS REFER TO CATALOG 974-0220 KEY NO. 2  
 (PARTS CATALOG ALSO CONTAINS COMPONENTS FOR MAJOR OPTIONAL FEATURES LISTED BELOW)  
 WIRING DIAGRAM NO. (ENG) 612-4990-01 (AC) 612-4816-07

PART NO.	QTY.	DESCRIPTION	PART NO.	QTY.	DESCRIPTION
		Housed Unit			
		Mounted Fuel Tank			
		Water Jacket Heater			
		Oil Base Heater			
		Overspeed Cut Off			
		Low Oil Pressure Cut Off			
		High Water Temperature Cut Off			
		Overcrank Cut Off			
520-0798	4	Stud, Generator Through			
520-0790	1	Stud, Rotor Through			
301-2204	1	Panel, Control - Upper			
301-2125	1	Panel, Control - Lower			
307-0655	3	Relay, Low Oil Pressure, High Water Temperature, & Overspeed Shutdown			
322-0004	4	Lamp, Panel, Plant, Low Oil Pressure, High Water Temperature, & Overspeed			
322-0069	4	Holder, Lamp			
307-0819	1	Relay, Low Engine Temperature			
307-1143	1	Relay, Generating			
323-0760	1	Socket, Relay			
332-0943	4	Spacer, Relay Socket (3/8" OD)			
307-0778	1	Spring, Hold Down			
332-1005	1	Block, Terminal (20 Place)			
332-1006	1	Strip, Marker - For 20 Place Block			
332-0612	1	Strip, Marker			
323-0052	3	Socket, 8 Contact - Octal Type			
301-3252	1	Bracket, Relay Mounting			
307-0696	1	Relay, Cycle Cranker - Time Delay 10 Seconds			
307-0734	1	Relay, Cycle Cranker - Time Delay 5 Seconds			
353-0015	1	Resistor, 3.5 Ohm, 10 Watt			
501-0005	1	Line, Fuel - Flex (18½" Lg.)			

SPECIAL PARTS LIST FOR **MODEL** 15.0RJC-4R **SPEC** 16996AA  
**FOR STANDARD PARTS REFER TO CATALOG** 974-0220 **KEY NO.** 4  
(PARTS CATALOG ALSO CONTAINS COMPONENTS FOR MAJOR OPTIONAL FEATURES LISTED BELOW)

**WIRING DIAGRAM NO.** (ENG) 612-2865-01(AC) 612-4816-12

PART NO.	QTY.	DESCRIPTION	PART NO.	QTY.	DESCRIPTION
City Water Cooled Water Cooled Manifold Heat Exchanger Day Tank					
502-0257	1	Tee, Brass - Exhaust Manifold (3/8" Pipe)			
517-0059	1	Plug, Expansion - Exhaust Manifold (1-7/16" OD)			
504-0007	1	Cock, Shut Off - Fuel Pump			
502-0020	1	Elbow, Street Pipe - Fuel Pump			
503-0478	1	Hose, Water Inlet - 9" Lg.			
505-0376	1	Elbow, 45° (3/8")			
520-0798	4	Stud, Generator Through			
520-0790	1	Stud, Rotor Through			
301-2204	1	Panel, Control - Upper			
303-0201	1	Rheostat Assembly - Adjustable			
307-0734	1	Relay, Cycle Cranker - 5 Seconds			
307-0696	1	Relay - 10 Seconds			
323-0052	2	Socket, 8 Contact - Octal Type			
353-0015	1	Resistor - 3.5 Ohm, 10 Watt			

SPECIAL PARTS LIST FOR MODEL 15.0RJC-4R SPEC 16998AA  
 FOR STANDARD PARTS REFER TO CATALOG 974-0220 KEY NO. 2  
 (PARTS CATALOG ALSO CONTAINS COMPONENTS FOR MAJOR OPTIONAL FEATURES LISTED BELOW)  
 WIRING DIAGRAM NO. (ENG) 612-2718-01 (AC) 612-4816-12

PART NO.	QTY.	DESCRIPTION	PART NO.	QTY.	DESCRIPTION
LPG Vapor & Gasoline Carburetor					
Overspeed Cut Off					
Low Oil Pressure Cut Off					
High Water Temperature Cut Off					
332-0941	1	Tie, Cable - Solenoid Coil			
520-0798	4	Stud, Generator Through			
520-0790	1	Stud, Rotor Through			
301-2204	1	Panel, Control - Upper			
303-0201	1	Rheostat Assembly - Adjustable			
307-0655	3	Latch, Relay - Emergency			
301-2125	1	Panel, Control - Lower			
322-0004	4	Lamp, Plant, Low Oil Pressure, High Water Temperature, Overspeed			
322-0069	4	Holder, Lamp			
332-0795	1	Block, Terminal - Engine			
332-0862	1	Strip, Marker			

SPECIAL PARTS LIST FOR MODEL 15.0RJC-4R SPEC 17001AA  
 FOR STANDARD PARTS REFER TO CATALOG 974-0220 KEY NO. 4  
 (PARTS CATALOG ALSO CONTAINS COMPONENTS FOR MAJOR OPTIONAL FEATURES LISTED BELOW)

WIRING DIAGRAM NO. (ENG)612-2717-01(AC)612-4816-02

PART NO.	QTY.	DESCRIPTION	PART NO.	QTY.	DESCRIPTION
City Water Cooled					
Water Cooled Manifold					
Heat Exchanger					
Gas - Gasoline Carburetor					
Skid Base Assembly					
502-0257	1	Tee - Brass (3/8" Pipe)			
		Drain Cock			
517-0059	1	Plug, Expansion - Exhaust			
		Manifold (1-7/16" OD)			
332-0941	1	Tie, Cable - Solenoid Coil			
503-0478	1	Hose, Water Inlet - 9" Lg.			
520-0798	4	Stud, Generator Through			
520-0790	1	Stud, Rotor Through			
301-2204	1	Panel, Control - Upper			

SPECIAL PARTS LIST FOR MODEL 15.0RJC-4XR SPEC 17002AA  
 FOR STANDARD PARTS REFER TO CATALOG 974-0220 KEY NO. 2  
 (PARTS CATALOG ALSO CONTAINS COMPONENTS FOR MAJOR OPTIONAL FEATURES LISTED BELOW)  
 WIRING DIAGRAM NO. (ENG) 612-2718-01(AC) 612-4817-08

PART NO.	QTY.	DESCRIPTION	PART NO.	QTY.	DESCRIPTION
Housed Unit					
Muffler Mounted On Housing					
Water Jacket Heater					
Oil Base Heater					
Overspeed Cut Off					
Low Oil Pressure Cut Off					
High Water Temperature Cut Off					
Overcrank Cut Off					
520-0798	4	Stud, Generator Through			
520-0790	1	Stud, Rotor Through			
301-2308	1	Panel, Control - Upper			
303-0201	1	Rheostat Assembly - Adjustable			
301-2125	1	Panel, Control - Lower			
307-0655	3	Relay, Low Oil Pressure, High Water Temperature, & Overspeed Shutdown			
322-0004	4	Lamp, Panel, Plant, Low Oil Pressure, High Water Temperature, & Overspeed			
322-0069	4	Holder, Lamp (Used On Plant, Low Oil Pressure, High Water Temperature, & Overspeed Shutdown)			
332-0795	1	Block, Terminal - Engine			
332-0862	1	Strip, Marker			
155-0360	1	Muffler, Critical Type			
155-0927	1	Tube, Exhaust			
140-0078	2	Bands, Muffler - Mounted On Housing			
405-1889	1	Shield, Rain			
505-0043	2	Elbow, 90° (1½")			

SPECIAL PARTS LIST FOR MODEL 15.0RJC-3R SPEC 17002AB  
 FOR STANDARD PARTS REFER TO CATALOG 974-0220 KEY NO. 2  
 (PARTS CATALOG ALSO CONTAINS COMPONENTS FOR MAJOR OPTIONAL FEATURES LISTED BELOW)  
 WIRING DIAGRAM NO. (ENG)612-5509-01 (AC)612-5486-17

PART NO.	QTY.	DESCRIPTION	PART NO.	QTY.	DESCRIPTION
Housed Model					
Muffler Mounted On Housing					
Water Jacket Heater					
Oil Base Heater					
Overspeed Cut Off					
Low Oil Pressure Cut Off					
High Water Temperature Cut Off					
Overcrank Cut Off					
301-2288	1	Panel, Control - Upper			
303-0201	1	Rheostat Assembly - Adjustable			
301-2125	1	Panel, Control - Lower			
307-0655	3	Relay, Low Oil Pressure, High Water Temperature, & Overspeed Shutdown			
322-0004	4	Lamp, Panel, Plant, Low Oil Pressure, High Water Temperature, Overspeed Cut Off			
332-1005	1	Block, Terminal - 20 Place			
332-1006	1	Strip, Marker (Use With 20 Place Block)			
322-0069	4	Holder, Lamp			
155-0360	1	Muffler, Critical Type			
155-0927	1	Tube, Exhaust			
140-0078	2	Bands, Muffler - Mounted On Housing			
405-1889	1	Shield, Rain			
505-0043	2	Elbow, 90° (1½")			

SPECIAL PARTS LIST FOR **MODEL** 15.0RJC-18R **SPEC** 17008AB  
**FOR STANDARD PARTS REFER TO CATALOG** 974-0220 **KEY NO.** 2  
(PARTS CATALOG ALSO CONTAINS COMPONENTS FOR MAJOR OPTIONAL FEATURES LISTED BELOW)  
**WIRING DIAGRAM NO.** (ENG) 612-5487-01 (AC) 612-5485-04

PART NO.	QTY.	DESCRIPTION	PART NO.	QTY.	DESCRIPTION
Housed Unit					
Muffler Mounted On Housing					
520-0799	4	Stud, Generator Through			
520-0791	1	Stud, Rotor Through			
220-2044	1	Stator Assembly, Wound			
201-2159	1	Rotor Assembly, Wound			
301-2019	1	Panel, Control - Upper			
155-0360	1	Muffler, Critical Type			
155-0927	1	Tube, Exhaust			
140-0078	2	Bands, Muffler - Mounted On Housing			
405-1889	1	Shield, Rain			
505-0043	2	Elbow, 90° (1½")			



SPECIAL PARTS LIST FOR MODEL 12.5RJC-4R SPEC 17010AA  
 FOR STANDARD PARTS REFER TO CATALOG 974-0220 KEY NO. 3  
 (PARTS CATALOG ALSO CONTAINS COMPONENTS FOR MAJOR OPTIONAL FEATURES LISTED BELOW)  
 WIRING DIAGRAM NO. (ENG) 612-2718-01 (AC) 612-4816-11

PART NO.	QTY.	DESCRIPTION	PART NO.	QTY.	DESCRIPTION
		City Water Cooled			
		Water Cooled Manifold			
		Heat Exchanger			
		Natural Gas Carburetor			
		Skid & Battery Rack			
		Overspeed Cut Off			
		Low Oil Pressure Cut Off			
		High Water Temperature Cut Off			
		Overcrank Cut Off			
503-0478	1	Hose, Water Inlet, - 9" Lg.			
130-0813	1	Line, Water			
502-0257	1	Tee, Brass - 3/8" Pipe			
517-0059	1	Plug, Expansion (1-7/16" OD)			
320-0259	1	Relay, Cranking Limiter			
301-2125	1	Panel, Control - Lower			
322-0004	4	Lamp, Plant, Low Oil Pressure, High Water Temperature, Overspeed			
322-0069	4	Holder, Lamp			
307-0655	3	Relay, Low Oil Pressure, High Water Temperature, Overspeed			
332-0795	1	Block, Terminal - 16 Place			
332-0862	1	Strip, Marker (For 16 Place Block)			
303-0201	1	Rheostat Assembly-Adjustable			
301-2204	1	Panel, Control - Upper			
416-0522	1	Plate, Battery Mounting			

SPECIAL PARTS LIST FOR **MODEL** 12.5RJC-3CR **SPEC** 17028AA  
 FOR STANDARD PARTS REFER TO **CATALOG** 974-0220 **KEY NO.** 1  
 (PARTS CATALOG ALSO CONTAINS COMPONENTS FOR MAJOR OPTIONAL FEATURES LISTED BELOW)  
**WIRING DIAGRAM NO.** (ENG) 612-2717-01 (AC) 612-4814-1

PART NO.	QTY.	DESCRIPTION	PART NO.	QTY.	DESCRIPTION
LPG Vapor & Gasoline Carburetor Regulator Filter Assembly					
504-0007	1	Cock, Shut Off - Fuel Pump			
502-0020	1	Elbow, Fuel Pump Inlet			
332-0941	1	Tie, Cable - Solenoid Coil Assembly			
301-2019	1	Panel, Control - Upper			

SPECIAL PARTS LIST FOR **MODEL** 15.0RJC-3CR **SPEC** 17028AA  
 FOR STANDARD PARTS REFER TO **CATALOG** 974-0220 **KEY NO.** 2  
 (PARTS CATALOG ALSO CONTAINS COMPONENTS FOR MAJOR OPTIONAL FEATURES LISTED BELOW)  
**WIRING DIAGRAM NO.** (ENG)612-2717-01(AC)612-4814-01

PART NO.	QTY.	DESCRIPTION	PART NO.	QTY.	DESCRIPTION
		Combination Carburetor - LPG Vapor & Gasoline Regulator Filter Package			
504-0007	1	Cock, Shut Off - Fuel Pump			
502-0020	1	Elbow, Street - Fuel Pump			
332-0941	1	Tie, Cable - Solenoid Coil Assembly			
301-2019	1	Panel, Control - Upper			

SPECIAL PARTS LIST FOR MODEL 15.0RJC-4R SPEC 17043AA  
 FOR STANDARD PARTS REFER TO CATALOG 974-0220 KEY NO. 2  
 (PARTS CATALOG ALSO CONTAINS COMPONENTS FOR MAJOR OPTIONAL FEATURES LISTED BELOW)  
 WIRING DIAGRAM NO. (ENG)612-4857-01(AC)612-4816-02

PART NO.	QTY.	DESCRIPTION	PART NO.	QTY.	DESCRIPTION
LPG Vapor Carburetor					
Water Jacket Heater					
Oil Base Heater					
Overspeed Cut Off					
Low Oil Pressure Cut Off					
High Water Temperature Cut Off					
Overcrank Cut Off					
520-0798	4	Stud, Generator Through			
520-0790	1	Stud, Rotor Through			
301-2204	1	Panel, Control - Upper			
301-2125	1	Panel, Control - Lower			
307-0655	3	Relay, Low Oil Pressure, High Water Temperature, & Overspeed Shutdown			
322-0004	4	Lamp, Panel, Plant, Low Oil Pressure, High Water Temperature, & Overspeed			
322-0069	4	Holder, Lamp			
307-0819	1	Relay, Low Engine Temperature			
307-1157	1	Spring, Relay Hold Down			
307-1143	1	Relay, Generating			
323-076J	1	Socket, Relay			
332-0943	2	Spacer, Relay Socket (3/8" OD)			
307-0778	1	Spring, Hold Down			
332-1005	1	Block, Terminal (20 Place)			
332-1006	1	Strip, Marker - For 20 Place Block			
323-0052	1	Socket, 8 Contact - Octal Type			
301-3241	1	Bracket, Relay Mounting			

SPECIAL PARTS LIST FOR MODEL 15.0RJC-4XR31 SPEC 17060AA  
 FOR STANDARD PARTS REFER TO CATALOG 974-0220 KEY NO. 2  
 (PARTS CATALOG ALSO CONTAINS COMPONENTS FOR MAJOR OPTIONAL FEATURES LISTED BELOW)  
 WIRING DIAGRAM NO. (ENG) 612-4912-01(AC) 612-4817-02

PART NO.	QTY.	DESCRIPTION	PART NO.	QTY.	DESCRIPTION
Note: Pennsylvania Approved Natural Gas Carburetor High Compression Pistons Overspeed Cut Off Low Oil Pressure Cut Off - Dual Senders High Water Temperature Cut Off - Dual Senders Overcrank Cut Off					
520-0798	4	Stud, Generator Through			
520-0790	1	Stud, Rotor Through			
301-2308	1	Panel, Control - Upper			
301-2125	1	Panel, Control - Lower			
307-0848	1	Relay, Oil Pressure - To 15 Seconds			
322-0004	4	Lamp, Plant, Low Oil Pressure, High Water Temperature, Overspeed			
322-0069	4	Holder, Lamp			
307-0655	3	Relay, Low Oil Pressure, High Water Temperature, Overspeed			
307-0819	3	Relay, Low Oil Pressure, High Water Temperature, & Low Engine Temperature			
323-0052	3	Socket, 8 Contact - Octal Type			
308-0005	1	Switch, Selector			
301-3252	1	Bracket, Relay Mounting			
332-0943	4	Spacer, Relay Socket (3/8" OD)			
307-0778	3	Spring Hold-Down			
332-1005	1	Block, Terminal (20 Place)			
332-1006	1	Strip, Marker - For 20 Place Block			
332-0612	1	Strip, Marker			
323-0760	1	Socket, Relay			
307-1143	1	Relay, Generating			
149-0558	1	Strainer, Regulator			
307-0829	1	Kit, Coil Replacement			
416-0325	1	Hydrometer, 3 Color Scale - Battery Tester			

SPECIAL PARTS LIST FOR MODEL 12.5RJC-3R31 SPEC 17060AB  
 FOR STANDARD PARTS REFER TO CATALOG 974-0220 KEY NO. 1  
 (PARTS CATALOG ALSO CONTAINS COMPONENTS FOR MAJOR OPTIONAL FEATURES LISTED BELOW)  
 WIRING DIAGRAM NO. (ENG) 612-5497-02(AC) 612-5486-01

PART NO.	QTY.	DESCRIPTION	PART NO.	QTY.	DESCRIPTION
Note: Pennsylvania Approved Natural Gas Carburetor Overspeed Cut Off Low Oil Pressure Cut Off - Dual Senders High Water Temperature Cut Off - Dual Senders Overcrank Cut Off High Compression Pistons					
502-0058	1	Tee, Restricted-Front Cylinder Head			
301-2288	1	Panel, Control - Upper			
307-0655	3	Relay, Emergency Latching			
301-2125	1	Panel, Control - Lower			
322-0004	4	Lamp, Plant, Low Oil Pressure High Water Temperature, Overspeed			
322-0069	4	Holder, Lamp			
301-3241	1	Bracket, Relay Mounting			
323-0052	3	Socket, 8 Contact - Octal Type			
307-1157	1	Spring, Relay Hold-Down			
307-0819	3	Relay, Low Oil Pressure, High Water Temperature, Low Engine Temperature			
307-1143	1	Relay, Generating			
323-0760	1	Socket, Relay			
332-0943	2	Spacer, Relay Socket (3/8" OD)			
307-0819	2	Relay, Low Oil Pressure, High Water Temperature			
307-0778	3	Spring, Hold-Down			
307-0848	1	Relay, Oil Pressure - To 15 Seconds			
332-1005	1	Block, Terminal (20 Place)			
332-1006	1	Strip, Marker - For 20 Place Block			
308-0005	1	Switch, Selector - Toggle			
301-2393	1	Bracket, Relay Mounting			
149-0558	1	Strainer			
307-0829	1	Kit, Coil Replacement			
416-0325	1	Hydrometer, 3 Color Scale			

SPECIAL PARTS LIST FOR MODEL 15.0RJC-4R31 SPEC 17060AB  
 FOR STANDARD PARTS REFER TO CATALOG 974-0220 KEY NO. 2  
 (PARTS CATALOG ALSO CONTAINS COMPONENTS FOR MAJOR OPTIONAL FEATURES LISTED BELOW)  
 WIRING DIAGRAM NO. (ENG) 612-5497-02 (AC) 612-5500-02

PART NO.	QTY.	DESCRIPTION	PART NO.	QTY.	DESCRIPTION
Note: Pennsylvania Approved Natural Gas Carburetor High Compression Pistons Overspeed Cut Off Low Oil Pressure Cut Off - Dual Senders High Water Temperature Cut Off - Dual Senders Overcrank Cut Off					
520-0798	4	Stud, Generator Through			
520-0790	1	Stud, Rotor Through			
301-2204	1	Panel, Control - Upper			
301-2125	1	Panel, Control - Lower			
307-0848	1	Relay, Oil Pressure - To 15 Seconds			
322-0004	4	Lamp, Plant, Low Oil Pressure High Water Temperature, Overspeed			
322-0069	4	Holder, Lamp			
307-0655	3	Relay, Low Oil Pressure, High Water Temperature, Overspeed			
332-0943	2	Spacer, Relay Socket			
307-0778	2	Spring, Hold Down			
332-1005	1	Block, Terminal (20 Place)			
332-1006	1	Strip, Marker - For 20 Place Block			
307-0819	3	Relay, Low Engine Temperature Low Oil Pressure & High Water Temperature			
323-0052	3	Socket, 8 Contact - Octal Type			
308-0005	1	Switch, Selector			
323-0760	1	Socket, Relay			
307-1143	1	Relay, Generating			
301-3241	1	Bracket, Relay Mounting			
301-2393	1	Bracket, Relay Mounting			
307-1157	1	Spring, Hold Down			
149-0558	1	Strainer, Regulator			
307-0829	1	Kit, Coil Replacement			
416-0325	1	Hydrometer, 3 Color Scale - Battery Tester			

SPECIAL PARTS LIST FOR MODEL 15.0RJC-4R SPEC 17065AA  
 FOR STANDARD PARTS REFER TO CATALOG 974-0220 KEY NO. 2  
 (PARTS CATALOG ALSO CONTAINS COMPONENTS FOR MAJOR OPTIONAL FEATURES LISTED BELOW)  
 WIRING DIAGRAM NO. (ENG) 612-4857-01 (AC) 612-4816-07

PART NO.	QTY.	DESCRIPTION	PART NO.	QTY.	DESCRIPTION
Housed Unit					
Natural Gas Carburetor					
Muffler Mounted On Housing					
High Compression Pistons					
Water Jacket Heater					
Oil Base Heater					
Low Oil Pressure Cut Off					
High Water Temperature Cut Off					
Overcrank Cut Off					
Overspeed Cut Off					
520-0798	4	Stud, Generator Through			
520-0790	1	Stud, Rotor Through			
301-2204	1	Panel, Control - Upper			
301-2125	1	Panel, Control - Lower			
307-0655	3	Relay, Low Oil Pressure, High Water Temperature, & Overspeed Shutdown			
322-0004	4	Lamp, Panel, Plant, Low Oil Pressure, High Water Temperature, & Overspeed			
322-0069	4	Holder, Lamp			
307-0819	1	Relay, Low Engine Temperature			
307-1157	1	Spring, Relay Hold Down			
307-1143	1	Relay, Generating			
323-0760	1	Socket, Relay			
332-0943	2	Spacer, Relay Socket (3/8" OD)			
307-0778	1	Spring, Hold Down			
332-1005	1	Block, Terminal (20 Place)			
332-1006	1	Strip, Marker - For 20 Place Block			
323-0052	1	Socket, 8 Contact - Octal Type			
301-3241	1	Bracket, Relay Mounting			
155-0360	1	Muffler, Critical Type			
155-0927	1	Tube, Exhaust			
140-0078	2	Bands, Muffler - Mounted On Housing			
405-1889	1	Shield, Rain			
505-0043	2	Elbow, 90° (1½")			



SPECIAL PARTS LIST FOR MODEL 15.0RJC-4XR SPEC 17065AA  
 FOR STANDARD PARTS REFER TO CATALOG 974-0220 KEY NO. 2  
 (PARTS CATALOG ALSO CONTAINS COMPONENTS FOR MAJOR OPTIONAL FEATURES LISTED BELOW)

WIRING DIAGRAM NO. (ENG) 612-4857-01 (AC) 612-4817-05

PART NO.	QTY.	DESCRIPTION	PART NO.	QTY.	DESCRIPTION
Housed Unit					
Muffler Mounted On Housing					
Natural Gas Carburetor					
Water Jacket Heater					
Oil Base Heater					
High Compression Pistons					
Overspeed Cut Off					
Low Oil Pressure Cut Off					
High Water Temperature Cut Off					
Overcrank Cut Off					
520-0798	4	Stud, Generator Through			
520-0790	1	Stud, Rotor Through			
301-2308	1	Panel, Control - Upper			
301-2125	1	Panel, Control - Lower			
322-0004	4	Lamp, Plant, Low Oil Pressure			
		High Water Temperature,			
		Overspeed			
322-0069	4	Holder, Lamp			
307-0655	3	Relay, Low Oil Pressure,			
		High Water Temperature,			
		Overspeed			
307-0819	1	Relay, Low Engine Temperature			
323-0052	1	Socket, 8 Contact - Octal			
		Type			
332-0943	2	Spacer, Relay Socket (3/8" OD)			
307-0778	1	Spring, Hold-Down			
332-1005	1	Block, Terminal (20 Place)			
332-1006	1	Strip, Marker - For 20 Place			
		Block			
323-0760	1	Socket, Relay			
307-1143	1	Relay, Generating			
301-3241	1	Bracket, Relay Mounting			
307-1157	1	Spring, Hold-Down			
155-0360	1	Muffler, Critical Type			
155-0927	1	Tube, Exhaust			
140-0078	2	Bands, Muffler - Mounted On			
		Housing			
405-1889	1	Shield, Rain			
505-0043	2	Elbow, 90° (1½")			

SPECIAL PARTS LIST FOR MODEL 15.0RJC-5DR SPEC 17065AA  
 FOR STANDARD PARTS REFER TO CATALOG 974-0220 KEY NO. 2  
 (PARTS CATALOG ALSO CONTAINS COMPONENTS FOR MAJOR OPTIONAL FEATURES LISTED BELOW)  
 WIRING DIAGRAM NO. (ENG)612-4857-01(AC)612-4818-07

PART NO.	QTY.	DESCRIPTION	PART NO.	QTY.	DESCRIPTION
		Housed Unit			
		Natural Gas Carburetor			
		High Compression Pistons			
		Muffler Mounted On Housing			
		Water Jacket Heater			
		Oil Base Heater			
		Overspeed Cut Off			
		Low Oil Pressure Cut Off			
		High Water Temperature Cut Off			
		Overcrank Cut Off			
520-0798	4	Stud, Generator Through			
520-0790	1	Stud, Rotor Through			
301-2204	1	Panel, Control - Upper			
301-2125	1	Panel, Control - Lower			
322-0004	4	Lamp, Plant, Low Oil Pressure			
		High Water Temperature,			
		Overspeed			
322-0069	4	Holder, Lamp			
307-0655	3	Relay, Low Oil Pressure,			
		High Water Temperature,			
		Overspeed			
307-0819	1	Relay, Low Engine Temperature			
323-0052	1	Socket, 8 Contact - Octal			
		Type			
332-0943	2	Spacer, Relay Socket (3/8" OD)			
307-0778	1	Spring, Hold-Down			
332-1005	1	Block, Terminal (20 Place)			
332-1006	1	Strip, Marker - For 20 Place			
		Block			
323-0760	1	Socket, Relay			
307-1143	1	Relay, Generating			
301-3241	1	Bracket, Relay Mounting			
307-1157	1	Spring, Hold-Down			
155-0360	1	Muffler, Critical Type			
155-0927	1	Tube, Exhaust			
140-0078	2	Bands, Muffler - Mounted On			
		Housing			
405-1889	1	Shield, Rain			
505-0043	2	Elbow, 90° (1½")			

SPECIAL PARTS LIST FOR MODEL 15.0RJC-3R SPEC 17087AA  
 FOR STANDARD PARTS REFER TO CATALOG 974-0220 KEY NO. 2  
 (PARTS CATALOG ALSO CONTAINS COMPONENTS FOR MAJOR OPTIONAL FEATURES LISTED BELOW)  
 WIRING DIAGRAM NO. (ENG) 612-4857-01 (AC) 612-4815-07

PART NO.	QTY.	DESCRIPTION	PART NO.	QTY.	DESCRIPTION
Housed Model LPG Vapor Carburetor Overspeed Cut Off Low Oil Pressure Cut Off High Water Temperature Cut Off Overcrank Cut Off					
301-2288	1	Panel, Control - Upper			
307-0655	3	Relay, Lop, Hwt, Overspeed Shutdown			
301-2125	1	Panel, Control - Lower			
322-0004	4	Lamp, Plant, Low Oil Pressure, High Water Temperature, Overspeed			
322-0069	4	Holder, Lamp			
301-3241	1	Bracket, Relay Mounting			
323-0052	1	Socket, 8 Contact - Octal Type			
307-0819	1	Relay, Low Engine Temperature			
307-1157	1	Spring, Relay Hold Down			
307-1143	1	Relay, Generating			
323-0760	1	Socket, Relay			
332-0943	2	Spacer, Relay Socket (3/8" OD)			
307-0778	1	Spring, Hold Down			
332-1005	1	Block, Terminal (20 Place)			
332-1006	1	Strip, Marker - For 20 Place Block			

SPECIAL PARTS LIST FOR MODEL 12.5RJC-3R SPEC 17093AA  
 FOR STANDARD PARTS REFER TO CATALOG 974-0220 KEY NO. 1  
 (PARTS CATALOG ALSO CONTAINS COMPONENTS FOR MAJOR OPTIONAL FEATURES LISTED BELOW)  
 WIRING DIAGRAM NO. (ENG) 612-2940-01 (AC) 612-4815-01

PART NO.	QTY.	DESCRIPTION	PART NO.	QTY.	DESCRIPTION
Natural Gas Carburetor Overspeed Cut Off Low Oil Pressure Cut Off High Water Temperature Cut Off Overcrank Cut Off					
301-2288	1	Panel, Control - Upper			
307-0655	3	Relay, Emergency Latching			
320-0259	1	Relay, Cranking Limiter			
301-2125	1	Panel, Control - Lower			
322-0004	4	Lamp, Plant, Low Oil Pressure High Water Temperature, Overspeed			
322-0069	4	Holder, Lamp			
332-0795	1	Block, Terminal - 16 Place			
332-0862	1	Strip, Marker (For 16 Place Block)			
307-0734	1	Relay, Cycle Cranker - 5 Sec.			
307-0696	1	Relay, 10 Second			
323-0052	2	Socket, 8 Contact - Octal Type			
353-0015	1	Resistor, 3.5 Ohm, 10 Watt			

SPECIAL PARTS LIST FOR **MODEL** 15.0RJC-4R **SPEC** 17130AA  
 FOR STANDARD PARTS REFER TO **CATALOG** 974-0220 **KEY NO.** 4  
 (PARTS CATALOG ALSO CONTAINS COMPONENTS FOR MAJOR OPTIONAL FEATURES LISTED BELOW)  
**WIRING DIAGRAM NO.** (ENG) 612-2718-01 (AC) 612-4816-02

PART NO.	QTY.	DESCRIPTION	PART NO.	QTY.	DESCRIPTION
City Water Cooled					
Water Cooled Manifold					
Heat Exchanger					
Natural Gas Carburetor					
High Compression Pistons					
Overspeed Cut Off					
Low Oil Pressure Cut Off					
High Water Temperature Cut Off					
Overcrank Cut Off					
502-0257	1	Tee, Brass - Exhaust Manifold (3/8" Pipe)			
517-0059	1	Plug, Expansion - Exhaust Manifold (1-7/16" OD)			
503-0478	1	Hose, Water Inlet - 9" Lg.			
520-0798	4	Stud, Generator Through			
520-0790	1	Stud, Rotor Through			
301-2204	1	Panel, Control - Upper			
307-0655	3	Latch, Relay - Emergency Stop & Alarm, Low Oil Pressure, High Water Temperature, & Overspeed			
301-2125	1	Panel, Control - Lower			
322-0004	4	Lamp, Plant, Low Oil Pressure, High Water Temperature, Overspeed			
322-0069	4	Holder, Lamp			
332-0795	1	Block, Terminal - Engine			
332-0862	1	Strip, Marker			

SPECIAL PARTS LIST FOR MODEL 15.0RJC-4R SPEC 17133AA  
 FOR STANDARD PARTS REFER TO CATALOG 974-0220 KEY NO. 2  
 (PARTS CATALOG ALSO CONTAINS COMPONENTS FOR MAJOR OPTIONAL FEATURES LISTED BELOW)  
 WIRING DIAGRAM NO. (ENG)612-4857-01(AC)612-4816-07

PART NO.	QTY.	DESCRIPTION	PART NO.	QTY.	DESCRIPTION
Housed Unit					
Muffler Mounted On Housing					
Water Jacket Heater					
Oil Base Heater					
Overspeed Cut Off					
Low Oil Pressure Cut Off					
High Water Temperature Cut Off					
Overcrank Cut Off					
220-2044	1	Stator Assembly - Wound			
201-2159	1	Rotor Assembly - Wound			
520-0799	4	Stud, Generator Through			
520-0791	1	Stud, Rotor Through			
301-2204	1	Panel, Control - Upper			
301-2125	1	Panel, Control - Lower			
307-0655	3	Relay, Low Oil Pressure, High Water Temperature, & Overspeed Shutdown			
322-0004	4	Lamp, Panel, Plant, Low Oil Pressure, High Water Temperature, & Overspeed			
322-0069	4	Holder, Lamp			
307-0819	1	Relay, Low Engine Temperature			
307-1157	1	Spring, Relay Hold Down			
307-1143	1	Relay, Generating			
323-0760	1	Socket, Relay			
332-0943	2	Spacer, Relay Socket (3/8" OD)			
307-0778	1	Spring, Hold Down			
332-1005	1	Block, Terminal (20 Place)			
332-1006	1	Strip, Marker - For 20 Place Block			
323-0052	1	Socket, 8 Contact - Octal Type			
301-3241	1	Bracket, Relay Mounting			
155-0360	1	Muffler, Critical Type			
155-0927	1	Tube, Exhaust			
140-0078	2	Bands, Muffler - Mounted On Housing			
405-1889	1	Shield, Rain			
505-0043	2	Elbow, 90° (1½")			

SPECIAL PARTS LIST FOR MODEL 15.0RJC-4R SPEC 17146AA  
 FOR STANDARD PARTS REFER TO CATALOG 974-0220 KEY NO. 2  
 (PARTS CATALOG ALSO CONTAINS COMPONENTS FOR MAJOR OPTIONAL FEATURES LISTED BELOW)  
 WIRING DIAGRAM NO. (ENG) 612-2940-01 (AC) 612-4816-12

PART NO.	QTY.	DESCRIPTION	PART NO.	QTY.	DESCRIPTION
Natural Gas Carburetor					
High Compression Pistons					
Overspeed Cut Off					
Low Oil Pressure Cut Off					
High Water Temperature Cut Off					
Overcrank Cut Off					
520-0798	4	Stud, Generator Through			
520-0790	1	Stud, Rotor Through			
301-2204	1	Panel, Control - Upper			
303-0201	1	Rheostat Assembly - Adjustable			
307-0655	3	Latch, Relay - Emergency Stop & Alarm, Low Oil Pressure, High Water Temperature, & Overspeed			
301-2125	1	Panel, Control - Lower			
322-0004	4	Lamp, Plant, Low Oil Pressure, High Water Temperature, Overspeed			
322-0069	4	Holder, Lamp			
332-0795	1	Block, Terminal - Engine			
332-0862	1	Strip, Marker			
323-0052	2	Socket, 8 Contact - Octal Type			
307-0734	1	Cycle Cranker, 5 Second Relay			
307-0696	1	Relay, 10 Second			
353-0015	1	Resistor, 3.5 Ohm, 10 Watt			

SPECIAL PARTS LIST FOR MODEL 15.0RJC-4R SPEC 17147AA  
 FOR STANDARD PARTS REFER TO CATALOG 974-0220 KEY NO. 2  
 (PARTS CATALOG ALSO CONTAINS COMPONENTS FOR MAJOR OPTIONAL FEATURES LISTED BELOW)  
 WIRING DIAGRAM NO. (ENG) 612-4989-01 (AC) 612-4816-07

PART NO.	QTY.	DESCRIPTION	PART NO.	QTY.	DESCRIPTION
Housed Model Gas - Gasoline Carburetor Overspeed Cut Off Low Oil Pressure Cut Off - Dual Senders High Water Temperature Cut Off - Dual Senders Overcrank Cut Off					
332-1924	1	Tie, Cable - Spark Plug Leads			
332-0941	1	Tie, Cable - Solenoid Coil			
520-0798	4	Stud, Generator Through			
520-0790	1	Stud, Rotor Through			
301-2204	1	Panel, Control - Upper			
307-0655	3	Relay, Lop, Hwt, Overspeed Shutdown			
301-2125	1	Panel, Control - Lower			
322-0004	4	Lamp, Plant, Low Oil Pressure, High Water Temperature, Overspeed			
322-0069	4	Holder, Lamp			
301-3241	1	Bracket, Relay Mounting			
301-2393	1	Bracket, Relay Mounting			
323-0052	3	Socket, 8 Contact - Octal Type			
307-0819	3	Relay, Low Engine Temperature, Lop, High Water Temperature Pre Alarm			
307-1157	1	Spring, Relay Hold Down			
307-0848	1	Relay, Oil Pressure - To 15 Seconds			
307-1143	1	Relay, Generating			
323-0760	1	Socket, Relay			
332-0943	2	Spacer, Relay Socket (3/8" OD)			
307-0778	3	Spring, Hold Down			
332-1005	1	Block, Terminal (20 Place)			
332-1006	1	Strip, Marker - For 20 Place Block			
332-0612	1	Strip, Marker			



SPECIAL PARTS LIST FOR MODEL 12.5RJC-4R SPEC 17161AA  
 FOR STANDARD PARTS REFER TO CATALOG 974-0220 KEY NO. 3  
 (PARTS CATALOG ALSO CONTAINS COMPONENTS FOR MAJOR OPTIONAL FEATURES LISTED BELOW)

WIRING DIAGRAM NO. (ENG) 612-2718-01(AC) 612-4816-11

PART NO.	QTY.	DESCRIPTION	PART NO.	QTY.	DESCRIPTION
		City Water Cooled			
		Water Cooled Manifold			
		Heat Exchanger			
		Overspeed Cut Off			
		Low Oil Pressure Cut Off			
		High Water Temperature Cut Off			
		Overcrank Cut Off			
517-0059	1	Plug, Expansion (1-7/16" OD)			
503-0478	1	Hose, Water Inlet - 9" Lg.			
130-0813	1	Line, Water			
502-0257	1	Tee, Brass (3/8") - Manifold			
505-0376	1	Elbow, 45°			
320-0259	1	Relay, Cranking Limiter			
301-2125	1	Panel, Control - Lower			
322-0004	4	Lamp, Plant, Low Oil Pressure, High Water Temperature, Overspeed			
322-0069	4	Holder, Lamp			
307-0655	3	Relay, Low Oil Pressure, High Water Temperature, Overspeed			
332-0795	1	Block, Terminal - 16 Place			
332-0862	1	Strip, Marker (For 16 Place Block)			
303-0201	1	Rheostat Assembly-Adjustable			
301-2204	1	Panel, Control - Upper			

SPECIAL PARTS LIST FOR MODEL 15.0RJC-5DR SPEC 17174AA  
 FOR STANDARD PARTS REFER TO CATALOG 974-0220 KEY NO. 2  
 (PARTS CATALOG ALSO CONTAINS COMPONENTS FOR MAJOR OPTIONAL FEATURES LISTED BELOW)  
 WIRING DIAGRAM NO. (ENG) 612-2717-01(AC) 612-4818-07

PART NO.	QTY.	DESCRIPTION	PART NO.	QTY.	DESCRIPTION
Housed Unit					
Muffler Mounted On Housing					
Water Jacket Heater					
Oil Base Heater					
520-0798	4	Stud, Generator Through			
520-0790	1	Stud, Rotor Through			
301-2204	1	Panel, Control - Upper			
155-0360	1	Muffler, Critical Type			
155-0927	1	Tube, Exhaust			
140-0078	2	Bands, Muffler - Mounted On Housing			
405-1889	1	Shield, Rain			
505-0043	2	Elbow, 90° (1½")			

SPECIAL PARTS LIST FOR MODEL 15.0RJC-4R SPEC 17213AA  
 FOR STANDARD PARTS REFER TO CATALOG 974-0220 KEY NO. 4  
 (PARTS CATALOG ALSO CONTAINS COMPONENTS FOR MAJOR OPTIONAL FEATURES LISTED BELOW)  
 WIRING DIAGRAM NO. (ENG) 612-4372-01 (AC) 612-4816-02

PART NO.	QTY.	DESCRIPTION	PART NO.	QTY.	DESCRIPTION
City Water Cooled					
Water Cooled Manifold					
Natural Gas Carburetor					
High Compression Pistons					
Overspeed Cut Off					
154-1224	1	Manifold, Intake			
517-0059	1	Plug, Expansion - Exhaust Manifold (1-7/16" OD)			
503-0478	1	Hose, Water Inlet - 9" Lg.			
104-0594	1	Cover, Flywheel Guard			
148-0367	1	Switch, Vacuum - Regulator			
502-0053	1	Elbow, Vacuum Switch			
520-0798	4	Stud, Generator Through			
520-0790	1	Stud, Rotor Through			
301-2204	1	Panel, Control - Upper			

SPECIAL PARTS LIST FOR MODEL 15.0RJC-18R SPEC 17218AA  
 FOR STANDARD PARTS REFER TO CATALOG 974-0220 KEY NO. 2  
 (PARTS CATALOG ALSO CONTAINS COMPONENTS FOR MAJOR OPTIONAL FEATURES LISTED BELOW)  
 WIRING DIAGRAM NO. (ENG)612-4857-01(AC)612-4814-02

PART NO.	QTY.	DESCRIPTION	PART NO.	QTY.	DESCRIPTION
Water Jacket Heater					
Oil Base Heater					
Overspeed Cut Off					
Low Oil Pressure Cut Off					
High Water Temperature Cut Off					
Overcrank Cut Off					
520-0798	4	Stud, Generator Through			
520-0790	1	Stud, Rotor Through			
301-2019	1	Panel, Control - Upper			
301-2125	1	Panel, Control - Lower			
322-0004	4	Lamp, Plant, Low Oil Pressure			
		High Water Temperature,			
		Overspeed			
322-0069	4	Holder, Lamp			
307-0655	3	Relay, Low Oil Pressure,			
		High Water Temperature,			
		Overspeed			
307-0819	1	Relay, Low Engine Temperature			
323-0052	1	Socket, 8 Contact - Octal			
		Type			
332-0943	2	Spacer, Relay Socket (3/8" OD)			
307-0778	1	Spring, Hold-Down			
332-1005	1	Block, Terminal (20 Place)			
332-1006	1	Strip, Marker - For 20 Place			
		Block			
323-0760	1	Socket, Relay			
307-1143	1	Relay, Generating			
301-3241	1	Bracket, Relay Mounting			
307-1157	1	Spring, Hold-Down			

SPECIAL PARTS LIST FOR MODEL 15.0RJC-4R SPEC 17221AA  
 FOR STANDARD PARTS REFER TO CATALOG 974-0220 KEY NO. 2  
 (PARTS CATALOG ALSO CONTAINS COMPONENTS FOR MAJOR OPTIONAL FEATURES LISTED BELOW)  
 WIRING DIAGRAM NO. (ENG) 612-2717-01 (AC) 612-4816-12

PART NO.	QTY.	DESCRIPTION	PART NO.	QTY.	DESCRIPTION
Natural Gas Carburetor High Compression Pistons Water Jacket Heater Oil Base Heater Overspeed Cut Off					
520-0798	4	Stud, Generator Through			
520-0790	1	Stud, Rotor Through			
301-2204	1	Panel, Control - Upper			
303-0201	1	Rheostat Assembly - Adjustable			

SPECIAL PARTS LIST FOR MODEL 15.0RJC-4R SPEC 17235AA  
 FOR STANDARD PARTS REFER TO CATALOG 974-0220 KEY NO. 2  
 (PARTS CATALOG ALSO CONTAINS COMPONENTS FOR MAJOR OPTIONAL FEATURES LISTED BELOW)  
 WIRING DIAGRAM NO. (ENG) 612-2718-01(AC) 612-4816-02

PART NO.	QTY.	DESCRIPTION	PART NO.	QTY.	DESCRIPTION
Gas - Gasoline Carburetor					
Water Jacket Heater					
Oil Base Heater					
Overspeed Cut Off					
Low Oil Pressure Cut Off					
High Water Temperature Cut Off					
Overcrank Cut Off					
332-0941	1	Tie, Cable - Solenoid Coil			
520-0798	4	Stud, Generator Through			
520-0790	1	Stud, Rotor Through			
301-2204	1	Panel, Control - Upper			
307-0655	3	Latch, Relay - Emergency Stop & Alarm, Low Oil Pressure, High Water Temperature, & Overspeed			
301-2125	1	Panel, Control - Lower			
322-0004	4	Lamp, Plant, Low Oil Pressure, High Water Temperature, Overspeed			
322-0069	4	Holder, Lamp			
332-0795	1	Block, Terminal - Engine			
332-0862	1	Strip, Marker			

SPECIAL PARTS LIST FOR MODEL 15.0RJC-4R SPEC 17248AA  
 FOR STANDARD PARTS REFER TO CATALOG 974-0220 KEY NO. 2  
 (PARTS CATALOG ALSO CONTAINS COMPONENTS FOR MAJOR OPTIONAL FEATURES LISTED BELOW)  
 WIRING DIAGRAM NO. (ENG)612-4372-01(AC)612-4816-02

PART NO.	QTY.	DESCRIPTION	PART NO.	QTY.	DESCRIPTION
Natural Gas Carburetor					
High Compression Pistons					
Overspeed Cut Off					
154-1224	1	Manifold, Intake			
148-0367	1	Switch, Vacuum - Regulator			
502-0053	1	Elbow, Vacuum Switch			
520-0798	4	Stud, Generator Through			
520-0790	1	Stud, Rotor Through			
301-2204	1	Panel, Control - Upper			

SPECIAL PARTS LIST FOR MODEL 15.0RJC-4R SPEC 17289AA  
 FOR STANDARD PARTS REFER TO CATALOG 974-0220 KEY NO. 2  
 (PARTS CATALOG ALSO CONTAINS COMPONENTS FOR MAJOR OPTIONAL FEATURES LISTED BELOW)  
 WIRING DIAGRAM NO. (ENG)612-2717-01(AC)612-4816-17

PART NO.	QTY.	DESCRIPTION	PART NO.	QTY.	DESCRIPTION
Housed Model Combination Carburetor Muffler Mounted On Housing Overspeed Cut Off					
332-0941	1	Tie, Cable - Solenoid Coil			
520-0798	4	Stud, Generator Through			
520-0790	1	Stud, Rotor Through			
301-2204	1	Panel, Control - Upper			
303-0201	1	Rheostat Assembly - Adjustable			
155-0360	1	Muffler, Critical Type			
155-0927	1	Tube, Exhaust			
140-0078	2	Bands, Muffler - Mounted On Housing			
405-1889	1	Shield, Rain			
505-0043	2	Elbow, 90° (1½")			



SPECIAL PARTS LIST FOR MODEL 12.5RJC-4R SPEC 17308AA  
 FOR STANDARD PARTS REFER TO CATALOG 974-0220 KEY NO. 3  
 (PARTS CATALOG ALSO CONTAINS COMPONENTS FOR MAJOR OPTIONAL FEATURES LISTED BELOW)  
 WIRING DIAGRAM NO. (ENG) 612-2718-01 (AC) 612-4816-01

PART NO.	QTY.	DESCRIPTION	PART NO.	QTY.	DESCRIPTION
		City Water Cooled			
		Water Cooled Manifold			
		Heat Exchanger			
		Skid & Battery Rack			
		Natural Gas Carburetor			
		Water Jacket Heater			
		Overspeed Cut Off			
		Low Oil Pressure Cut Off			
		High Water Temperature Cut Off			
		Overcrank Cut Off			
		Oil Base Heater			
517-0059	1	Plug, Expansion (1-7/16" OD)			
503-0478	1	Hose, Water Inlet, 9" Lg.			
130-0813	1	Line, Water			
502-0257	1	Tee, Brass (3/8") - Manifold			
503-0183	2	Clamp, Hose			
320-0259	1	Relay, Cranking Limiter			
301-2125	1	Panel, Control - Lower			
322-0004	4	Lamp, Plant, Low Oil			
		Pressure, High Water			
		Temperature, Overspeed			
322-0069	4	Holder, Lamp			
307-0655	3	Relay, Low Oil Pressure,			
		High Water Temperature,			
		Overspeed			
332-0795	1	Block, Terminal (16 Place)			
332-0862	1	Strip, Marker - For 16 Place			
		Block			
301-2204	1	Panel, Control - Upper			

SPECIAL PARTS LIST FOR **MODEL** 15.0RJC-3R **SPEC** 17397AA  
 FOR STANDARD PARTS REFER TO **CATALOG** 974-0220 **KEY NO.** 4  
 (PARTS CATALOG ALSO CONTAINS COMPONENTS FOR MAJOR OPTIONAL FEATURES LISTED BELOW)  
**WIRING DIAGRAM NO.** (ENG) 612-2717-01 (AC) 612-4815-02

PART NO.	QTY.	DESCRIPTION	PART NO.	QTY.	DESCRIPTION
City Water Cooled					
Water Cooled Manifold					
LPG Vapor Carburetor					
Skid & Battery Rack					
517-0059	1	Plug, Expansion (1-7/16" OD)			
503-0478	1	Hose, Water Inlet, 9" Lg.			
505-0376	1	Elbow, 45° (3/8")			
301-2288	1	Panel, Control - Upper			

SPECIAL PARTS LIST FOR MODEL 12.5RJC-4R SPEC 17412AA  
 FOR STANDARD PARTS REFER TO CATALOG 974-0220 KEY NO. 1  
 (PARTS CATALOG ALSO CONTAINS COMPONENTS FOR MAJOR OPTIONAL FEATURES LISTED BELOW)

WIRING DIAGRAM NO. (ENG) 612-2865-01(AC) 612-4816-01

PART NO.	QTY.	DESCRIPTION	PART NO.	QTY.	DESCRIPTION
Gas - Gasoline Carburetor Overspeed Cut Off					
504-0007	1	Cock, Shut Off - Fuel Pump			
502-0020	1	Elbow, Street Pipe - Fuel Pump			
332-0941	1	Tie, Cable - Solenoid Coil Assembly			
301-2204	1	Panel, Control - Upper			
307-0655	1	Relay, Emergency Latch			
307-0734	1	Relay, 5 Second			
307-0696	1	Relay, 10 Second			
323-0052	2	Socket, 8 Contact - Octal Type			
353-0015	1	Resistor, 3.5 Ohm, 10 Watt			

SPECIAL PARTS LIST FOR MODEL 15.0RJC-4R SPEC 17450AA  
 FOR STANDARD PARTS REFER TO CATALOG 974-0220 KEY NO. 2  
 (PARTS CATALOG ALSO CONTAINS COMPONENTS FOR MAJOR OPTIONAL FEATURES LISTED BELOW)  
 WIRING DIAGRAM NO. (ENG)612-2717-01(AC)612-4816-17

PART NO.	QTY.	DESCRIPTION	PART NO.	QTY.	DESCRIPTION
Housed Model					
Muffler Mounted On Housing					
Mounted Fuel Tank					
Water Jacket Heater					
Oil Base Heater					
Overspeed Cut Off					
332-1924	1	Cable, Tie - Spark Plug Leads			
520-0798	4	Stud, Generator Through			
520-0790	1	Stud, Rotor Through			
301-2204	1	Panel, Control - Upper			
303-0201	1	Rheostat Assembly -			
		Adjustable			
501-0005	1	Line, Fuel - Flex, 18½" Lg.			
155-0360	1	Muffler, Critical Type			
155-0927	1	Tube, Exhaust			
140-0078	2	Bands, Muffler - Mounted On			
		Housing			
405-1889	1	Shield, Rain			
505-0043	2	Elbow, 90° (1½")			

SPECIAL PARTS LIST FOR MODEL 12.5RJC-5DR SPEC 17450AA  
 FOR STANDARD PARTS REFER TO CATALOG 974-0220 KEY NO. 1  
 (PARTS CATALOG ALSO CONTAINS COMPONENTS FOR MAJOR OPTIONAL FEATURES LISTED BELOW)  
 WIRING DIAGRAM NO. (ENG) 612-2717-01 (AC) 612-4818-16

PART NO.	QTY.	DESCRIPTION	PART NO.	QTY.	DESCRIPTION
Housed Model Muffler Mounted On Housing Mounted Fuel Tank Water Jacket Heater Oil Base Heater Overspeed Cut Off					
303-0201	1	Rheostat Assembly - Adjustable			
301-2204	1	Panel, Control - Upper			
501-0005	1	Line, Flex - Fuel, 18½" Lg.			
155-0360	1	Muffler, Critical Type			
155-0927	1	Tube, Exhaust			
140-0078	2	Bands, Muffler - Mounted On Housing			
405-1889	1	Shield, Rain			
505-0043	2	Elbow, 90° (1½")			

SPECIAL PARTS LIST FOR **MODEL** 12.5RJC-4XR **SPEC** 17453AA  
 FOR STANDARD PARTS REFER TO **CATALOG** 974-0220 **KEY NO.** 1  
 (PARTS CATALOG ALSO CONTAINS COMPONENTS FOR MAJOR OPTIONAL FEATURES LISTED BELOW)

**WIRING DIAGRAM NO.** (ENG) 612-2718-01 (AC) 612-4817-04

PART NO.	QTY.	DESCRIPTION	PART NO.	QTY.	DESCRIPTION
Housed Unit					
Natural Gas Carburetor					
Overspeed Cut Off					
Water Jacket Heater					
Oil Base Heater					
Low Oil Pressure Cut Off					
High Water Temperature Cut Off					
Overcrank Cut Off					
301-2308	1	Panel, Control - Upper			
301-2125	1	Panel, Control - Lower			
307-0655	3	Relay, Low Oil Pressure, High Water Temperature, & Overspeed Shutdown			
322-0004	4	Lamp, Panel, Plant, Low Oil Pressure, High Water Temperature, & Overspeed			
322-0069	4	Holder, Lamp			
332-0795	1	Block, Terminal - Engine			
332-0862	1	Strip, Marker			

SPECIAL PARTS LIST FOR MODEL 15.0RJC-4R SPEC 17455AA  
 FOR STANDARD PARTS REFER TO CATALOG 974-0220 KEY NO. 2  
 (PARTS CATALOG ALSO CONTAINS COMPONENTS FOR MAJOR OPTIONAL FEATURES LISTED BELOW)

WIRING DIAGRAM NO. (ENG)612-4775-01(AC)612-4816-07

PART NO.	QTY.	DESCRIPTION	PART NO.	QTY.	DESCRIPTION
Housed Unit Natural Gas Carburetor High Compression Pistons Water Jacket Heater Oil Base Heater Overspeed Cut Off Low Oil Pressure Cut Off - Dual Senders High Water Temperature Cut Off - Dual Senders Overcrank Cut Off					
520-0798	4	Stud, Generator Through			
520-0790	1	Stud, Rotor Through			
301-2204	1	Panel, Control - Upper			
307-0848	1	Relay, Oil Pressure, To 15 Seconds			
307-0655	3	Relay, Low Oil Pressure, High Water Temperature, Overspeed Shutdown			
332-0943	4	Spacer, Relay Sockets (3/8" OD X 3/16" ID)			
307-0819	2	Relay, Low Oil Pressure & High Water Temperature Alarm			
323-0052	2	Socket, 8 Contact - Octal Type			
301-3252	1	Bracket, Relay Mounting			
301-2125	1	Panel, Control - Lower			
322-0004	4	Lamp, Plant, Low Oil Pressure, High Water Temperature, Overspeed			
322-0069	4	Holder, Lamp			
307-0778	2	Spring, Hold Down			
332-1005	1	Block, Terminal (20 Place)			
332-1006	1	Strip, Marker - For 20 Place Block)			
332-0612	1	Strip, Marker (Use With 3 Place Block)			
307-1143	1	Relay, Generating			
323-0760	1	Socket, Relay			
307-1157	1	Spring, Relay Hold Down			

SPECIAL PARTS LIST FOR MODEL 15.0RJC-3R SPEC 17460AA  
 FOR STANDARD PARTS REFER TO CATALOG 974-0220 KEY NO. 2  
 (PARTS CATALOG ALSO CONTAINS COMPONENTS FOR MAJOR OPTIONAL FEATURES LISTED BELOW)

WIRING DIAGRAM NO. (ENG) 612-2718-01(AC) 612-4815-07

PART NO.	QTY.	DESCRIPTION	PART NO.	QTY.	DESCRIPTION
Housed Model LPG Vapor Carburetor Water Jacket Heater Oil Base Heater Regulator Filter Package Overspeed Cut Off Low Oil Pressure Cut Off High Water Temperature Cut Off Overcrank Cut Off					
301-2288	1	Panel, Control - Upper			
307-0655	3	Relay, Emergency Latching			
320-0259	1	Relay, Cranking Limiter			
301-2125	1	Panel, Control - Lower			
322-0004	4	Lamp, Plant, Low Oil Pressure High Water Temperature, Overspeed			
322-0069	4	Holder, Lamp			
332-0795	1	Block, Terminal (16 Place)			
332-0862	1	Strip, Marker - For 16 Place Block			



SPECIAL PARTS LIST FOR MODEL 15.0RJC-5DR SPEC 17460AA  
 FOR STANDARD PARTS REFER TO CATALOG 974-0220 KEY NO. 2  
 (PARTS CATALOG ALSO CONTAINS COMPONENTS FOR MAJOR OPTIONAL FEATURES LISTED BELOW)  
 WIRING DIAGRAM NO. (ENG)612-2718-01(AC)612-4818-07

PART NO.	QTY.	DESCRIPTION	PART NO.	QTY.	DESCRIPTION
		Housed Unit			
		LPG Vapor Carburetor			
		Water Jacket Heater			
		Oil Base Heater			
		Regulator Filter Assembly			
		Overspeed Cut Off			
		Low Oil Pressure Cut Off			
		High Water Temperature Cut Off			
		Overcrank Cut Off			
520-0798	4	Stud, Generator Through			
520-0790	1	Stud, Rotor Through			
301-2204	1	Panel, Control - Upper			
301-2125	1	Panel, Control - Lower			
322-0004	4	Lamp, Plant, Low Oil Pressure			
		High Water Temperature,			
		Overspeed			
322-0069	4	Holder, Lamp			
307-0655	3	Relay, Emergency Latching			
332-0862	1	Strip, Marker			
332-0795	1	Block, Terminal - Engine			

SPECIAL PARTS LIST FOR MODEL 15.0RJC-18R SPEC 17495AA  
 FOR STANDARD PARTS REFER TO CATALOG 974-0220 KEY NO. 4  
 (PARTS CATALOG ALSO CONTAINS COMPONENTS FOR MAJOR OPTIONAL FEATURES LISTED BELOW)

WIRING DIAGRAM NO. (ENG) 612-2717-01(AC) 612-4814-02

PART NO.	QTY.	DESCRIPTION	PART NO.	QTY.	DESCRIPTION
		City Water Cooled			
		Water Cooled Manifold			
		Heat Exchanger			
		Natural Gas Carburetor			
		High Compression Pistons			
		Overspeed Cut Off			
502-0257	1	Tee, Brass - Exhaust Manifold (3/8" Pipe)			
517-0059	1	Plug, Expansion (1-7/16" OD)			
503-0478	1	Hose, Water Inlet - 9" Lg.			
520-0798	4	Stud, Generator Through			
520-0790	1	Stud, Rotor Through			
301-2019	1	Panel, Control - Upper			
307-1077	1	Relay, Time Delay - 3 Second			
323-0052	1	Socket, 8 Contact - Octal Type			

SPECIAL PARTS LIST FOR MODEL 12.5RJC-3R SPEC 17509AA  
 FOR STANDARD PARTS REFER TO CATALOG 974-0220 KEY NO. 3  
 (PARTS CATALOG ALSO CONTAINS COMPONENTS FOR MAJOR OPTIONAL FEATURES LISTED BELOW)  
 WIRING DIAGRAM NO. (ENG) 612-4857-01 (AC) 612-4815-01

PART NO.	QTY.	DESCRIPTION	PART NO.	QTY.	DESCRIPTION
Natural Gas Carburetor					
City Water Cooled					
Water Cooled Manifold					
Overspeed Cut Off					
Low Oil Pressure Cut Off					
High Water Temperature Cut Off					
Overcrank Cut Off					
517-0059	1	Plug, Expansion (1-7/16" OD)			
505-0376	1	Elbow, 45° (3/8")			
503-0478	1	Hose, Water Inlet - 9" Lg.			
301-2288	1	Panel, Control - Upper			
307-0655	3	Relay, Emergency Latching			
320-0259	1	Relay, Cranking Limiter			
301-2125	1	Panel, Control - Lower			
322-0004	4	Lamp, Plant, Low Oil Pressure High Water Temperature, Overspeed			
322-0069	4	Holder, Lamp			
301-3241	1	Bracket, Relay Mounting			
323-0052	3	Socket, 8 Contact - Octal Type			
307-1157	1	Spring, Relay Hold Down			
307-0819	3	Relay, Low Oil Pressure, High Water Temperature, Low Engine Temperature			
307-1143	1	Relay, Generating			
307-0778	3	Spring, Hold Down			
332-1005	1	Block, Terminal (20 Place)			
332-1006	1	Strip, Marker - For 20 Place Block			
323-0760	1	Socket, Relay			
332-0943	2	Spacer, Relay Socket (3/8" OD)			

SPECIAL PARTS LIST FOR MODEL 15.0RJC-4R SPEC 17527AA  
 FOR STANDARD PARTS REFER TO CATALOG 974-0220 KEY NO. 2  
 (PARTS CATALOG ALSO CONTAINS COMPONENTS FOR MAJOR OPTIONAL FEATURES LISTED BELOW)

WIRING DIAGRAM NO. (ENG) 612-2717-01 (AC) 612-4816-07

PART NO.	QTY.	DESCRIPTION	PART NO.	QTY.	DESCRIPTION
Housed Unit					
Natural Gas Carburetor					
High Compression Pistons					
Water Jacket Heater					
Oil Base Heater					
Overspeed Cut Off					
520-0798	4	Stud, Generator Through			
520-0790	1	Stud, Rotor Through			
301-2204	1	Panel, Control - Upper			

SPECIAL PARTS LIST FOR **MODEL** 15.0RJC-3R **SPEC** 17528AA  
 FOR STANDARD PARTS REFER TO **CATALOG** 974-0220 **KEY NO.** 2  
 (PARTS CATALOG ALSO CONTAINS COMPONENTS FOR MAJOR OPTIONAL FEATURES LISTED BELOW)  
**WIRING DIAGRAM NO.** (ENG) 612-2718-01 (AC) 612-4815-12

PART NO.	QTY.	DESCRIPTION	PART NO.	QTY.	DESCRIPTION
		LPG Vapor Carburetor			
		Overspeed Cut Off			
		Low Oil Pressure Cut Off			
		High Water Temperature Cut Off			
		Overcrank Cut Off			
307-0655	3	Relay, Emergency Latching			
320-0259	1	Relay, Cranking Limiter			
301-2125	1	Panel, Control - Lower			
322-0004	4	Lamp, Plant, Low Oil Pressure, High Water Temperature, Overspeed			
322-0069	4	Holder, Lamp			
332-0795	1	Block, Terminal - 16 Place			
332-0862	1	Strip, Marker (For 16 Place Block)			
301-2288	1	Panel, Control - Upper			
303-0201	1	Rheostat Assembly - Voltage Adjustable			

SPECIAL PARTS LIST FOR MODEL 15.0RJC-4XR SPEC 17541AA  
 FOR STANDARD PARTS REFER TO CATALOG 974-0220 KEY NO. 2  
 (PARTS CATALOG ALSO CONTAINS COMPONENTS FOR MAJOR OPTIONAL FEATURES LISTED BELOW)

WIRING DIAGRAM NO. (ENG) 612-2718-01(AC) 612-4817-08

PART NO.	QTY.	DESCRIPTION	PART NO.	QTY.	DESCRIPTION
LPG Vapor Carburetor					
Low Oil Pressure Cut Off					
High Water Temperature Cut Off					
Overspeed Cut Off					
Overcrank Cut Off					
520-0798	4	Stud, Generator Through			
520-0790	1	Stud, Rotor Through			
301-2308	1	Panel, Control - Upper			
303-0201	1	Rheostat Assembly - Adjustable			
301-2125	1	Panel, Control - Lower			
307-0655	3	Relay, Low Oil Pressure, High Water Temperature, & Overspeed Shutdown			
322-0004	4	Lamp, Panel, Plant, Low Oil Pressure, High Water Temperature, & Overspeed			
322-0069	4	Holder, Lamp			
332-0795	1	Block, Terminal - Engine			
332-0862	1	Strip, Marker			

SPECIAL PARTS LIST FOR MODEL 15.0RJC-3CF SPEC 17563AA  
 FOR STANDARD PARTS REFER TO CATALOG 974-0220 KEY NO. 2  
 (PARTS CATALOG ALSO CONTAINS COMPONENTS FOR MAJOR OPTIONAL FEATURES LISTED BELOW)

WIRING DIAGRAM NO. (ENG) 612-2717-01 (AC) 612-4814-03

PART NO.	QTY.	DESCRIPTION	PART NO.	QTY.	DESCRIPTION
Housed Model LPG Vapor & Gasoline Carburetor Water Jacket Heater Oil Base Heater					
504-0007	1	Cock, Shut Off - Fuel Pump			
502-0020	1	Elbow, Street - Fuel Pump			
332-0941	1	Tie, Cable - Solenoid Coil Assembly			
301-2019	1	Panel, Control - Upper			

SPECIAL PARTS LIST FOR MODEL 12.5RJC-4XR SPEC 17569AA  
 FOR STANDARD PARTS REFER TO CATALOG 974-0220 KEY NO. 1  
 (PARTS CATALOG ALSO CONTAINS COMPONENTS FOR MAJOR OPTIONAL FEATURES LISTED BELOW)

WIRING DIAGRAM NO. (ENG)612-2717-01(AC)612-4817-10

PART NO.	QTY.	DESCRIPTION	PART NO.	QTY.	DESCRIPTION
		Housed Model			
		Natural Gas Carburetor			
		Muffler Mounted On Housing			
		Water Jacket Heater			
		Oil Base Heater			
301-2308	1	Panel, Control - Upper			
303-0201	1	Rheostat Assembly - Adjustable			
155-0360	1	Muffler, Critical Type			
155-0927	1	Tube, Exhaust			
140-0078	2	Bands, Muffler - Mounted On Housing			
405-1889	1	Shield, Rain			
505-0043	2	Elbow, 90° (1½")			



SPECIAL PARTS LIST FOR MODEL 15.0RJC-4XR SPEC 17569AA  
 FOR STANDARD PARTS REFER TO CATALOG 974-0220 KEY NO. 2  
 (PARTS CATALOG ALSO CONTAINS COMPONENTS FOR MAJOR OPTIONAL FEATURES LISTED BELOW)

WIRING DIAGRAM NO. (ENG) 612-2717-01 (AC) 612-4817-11

PART NO.	QTY.	DESCRIPTION	PART NO.	QTY.	DESCRIPTION
		Housed Unit			
		Natural Gas Carburetor			
		Muffler Mounted On Housing			
		Water Jacket Heater			
		Oil Base Heater			
520-0798	4	Stud, Generator Through			
520-0790	1	Stud, Rotor Through			
301-2308	1	Panel, Control - Upper			
303-0201	1	Rheostat Assembly - Adjustable			
155-0360	1	Muffler, Critical Type			
155-0927	1	Tube, Exhaust			
140-0078	2	Bands, Muffler - Mounted On Housing			
405-1889	1	Shield, Rain			
505-0043	2	Elbow, 90° (1½")			

SPECIAL PARTS LIST FOR MODEL 12.5RJC-18R31 SPEC 17575AA  
 FOR STANDARD PARTS REFER TO CATALOG 974-0220 KEY NO. 3  
 (PARTS CATALOG ALSO CONTAINS COMPONENTS FOR MAJOR OPTIONAL FEATURES LISTED BELOW)

WIRING DIAGRAM NO. (ENG)612-4874-01(AC)612-5226-01

PART NO.	QTY.	DESCRIPTION	PART NO.	QTY.	DESCRIPTION
Note: Pennsylvania Approved Natural Gas Carburetor City Water Cooled Water Cooled Manifold Overspeed Cut Off Low Oil Pressure Cut Off - Dual Senders High Water Temperature Cut Off - Dual Senders Overcrank Cut Off					
309-0179	1	Thermostat			
517-0059	1	Plug, Expansion (1-7/16" OD)			
502-0058	1	Tee, Restricted-Front Cylinder Head			
503-0478	1	Hose, Water Inlet, 9" Lg.			
505-0135	3	Nipple, Half (3/8")			
505-0376	1	Elbow, 45° (3/8")			
301-1788	1	Panel, Control - Upper			
301-2125	1	Panel, Control - Lower			
322-0004	4	Lamp, Low Oil Pressure, High Water Temperature, Overspeed, Plant			
322-0069	4	Holder, Lamp			
320-0259	1	Relay, Cranking Limiter			
307-0655	3	Relay, Low Oil Pressure, High Water Temperature, Overspeed			
307-0848	1	Relay, Oil Pressure - To 15 Seconds			
307-0819	2	Relay, Low Oil Pressure & High Water Temperature			
323-0052	2	Socket, 8 Contact - Octal Type			
332-0943	4	Spacers			
307-0778	2	Spring, Hold Down			
332-1005	1	Block, Terminal (20 Place)			
332-1006	1	Strip, Marker - For 20 Place Block			
301-3252	1	Bracket, Relay Mounting			
308-0005	1	Switch, Selector			
149-0558	1	Strainer			
307-0829	1	Kit, Coil Replacement			
416-0325	1	Hydrometer, 3 Color Scale - Battery Tester			
307-0833	1	Valve, Solenoid - Electric			
504-0019	1	Valve, Lock Shield - Manual			

SPECIAL PARTS LIST FOR MODEL 12.5RJC-5DR SPEC 17608AA  
 FOR STANDARD PARTS REFER TO CATALOG 974-0220 KEY NO. 1  
 (PARTS CATALOG ALSO CONTAINS COMPONENTS FOR MAJOR OPTIONAL FEATURES LISTED BELOW)

WIRING DIAGRAM NO. (ENG) 612-2718-01 (AC) 612-4818-06

PART NO.	QTY.	DESCRIPTION	PART NO.	QTY.	DESCRIPTION
Housed Model					
Overspeed Cut Off					
Low Oil Pressure Cut Off					
High Water Temperature Cut Off					
Overcrank Cut Off					
301-2125	1	Panel, Control - Lower			
322-0004	4	Lamp, Low Oil Pressure, High Water Temperature, Overspeed, Plant			
322-0069	4	Holder, Lamp			
320-0259	1	Relay, Cranking Limiter			
307-0655	3	Relay, Low Oil Pressure, High Water Temperature, Overspeed			
332-0795	1	Block, Terminal - 16 Place			
332-0862	1	Strip, Marker - For 16 Place Block			
301-2204	1	Panel, Control - Upper			

SPECIAL PARTS LIST FOR MODEL 15.0RJC-4XR SPEC 17615AA  
 FOR STANDARD PARTS REFER TO CATALOG 974-0220 KEY NO. 2  
 (PARTS CATALOG ALSO CONTAINS COMPONENTS FOR MAJOR OPTIONAL FEATURES LISTED BELOW)

WIRING DIAGRAM NO. (ENG)612-4989-01(AC)612-4817-02

PART NO.	QTY.	DESCRIPTION	PART NO.	QTY.	DESCRIPTION
Natural Gas Carburetor High Compression Pistons Overspeed Cut Off Low Oil Pressure Cut Off - Dual Senders High Water Temperature Cut Off - Dual Senders Overcrank Cut Off					
520-0798	4	Stud, Generator Through			
520-0790	1	Stud, Rotor Through			
301-2308	1	Panel, Control - Upper			
301-2125	1	Panel, Control - Lower			
307-0848	1	Relay, Oil Pressure - To 15 Seconds			
322-0004	4	Lamp, Plant, Low Oil Pressure, High Water Temperature, Overspeed			
322-0069	4	Holder, Lamp			
307-0655	3	Relay, Low Oil Pressure, High Water Temperature, Overspeed			
307-0819	3	Relay, Low Oil Pressure, High Water Temperature, & Low Engine Temperature			
323-0052	3	Socket, 8 Contact - Octal Type			
332-0943	2	Spacer, Relay Socket (3/8" OD)			
307-0778	3	Spring, Hold-Down			
332-1005	1	Block, Terminal (20 Place)			
332-1006	1	Strip, Marker -- For 20 Place Block			
301-3241	1	Bracket, Relay Mounting			
301-2393	1	Bracket, Relay Mounting			
332-0612	1	Strip, Marker			
323-0760	1	Socket, Relay			
307-1143	1	Relay, Generating			
307-1157	1	Spring, Hold-Down			

SPECIAL PARTS LIST FOR **MODEL** 15.0RJC-3R **SPEC** 17653AA  
**FOR STANDARD PARTS REFER TO CATALOG** 974-0220 **KEY NO.** 2  
**(PARTS CATALOG ALSO CONTAINS COMPONENTS FOR MAJOR OPTIONAL FEATURES LISTED BELOW)**  
**WIRING DIAGRAM NO.** (ENG) 612-3024-01 (AC) 612-4815-02

PART NO.	QTY.	DESCRIPTION	PART NO.	QTY.	DESCRIPTION
LPG Liquid Carburetor Overspeed Cut Off					
301-2288	1	Panel, Control - Upper			
307-0655	1	Latch Relay - Emergency			
332-0762	1	Strip, Marker			
332-0612	1	Switch, Remote			
307-1149	2	Relay, Time Delay - 1 To 300 Seconds On Pickup			
307-1151	1	Relay, Time Delay - Rest Period 1 To 300 Seconds On Drop Out			
332-0699	1	Block, Terminal, 12 Place			
332-0730	1	Strip, Marker - Use With 12 Place Terminal Block			
301-1756	1	Box, Control			
301-1757	1	Bracket, Relay Mounting			
517-0019	3	Button, Dot ( $\frac{1}{2}$ " )			
332-0050	1	Clip, Tinnerman #3			
160-0144	2	Jumper			

SPECIAL PARTS LIST FOR **MODEL** 15.0RJC-4R **SPEC** 17653AA  
 FOR STANDARD PARTS REFER TO **CATALOG** 974-0220 **KEY NO.** 2  
 (PARTS CATALOG ALSO CONTAINS COMPONENTS FOR MAJOR OPTIONAL FEATURES LISTED BELOW)  
**WIRING DIAGRAM NO.** (ENG)612-3024-01(AC)612-4816-02

PART NO.	QTY.	DESCRIPTION	PART NO.	QTY.	DESCRIPTION
LPG Liquid Carburetor					
Overspeed Cut Off					
520-0798	4	Stud, Generator Through			
520-0790	1	Stud, Rotor Through			
301-2204	1	Panel, Control - Upper			
332-0762	1	Strip, Marker			
332-0612	1	Switch, Remote - Close To			
		Run - Open To Start			

SPECIAL PARTS LIST FOR MODEL 15.0RJC-3R SPEC 17668AA  
 FOR STANDARD PARTS REFER TO CATALOG 974-0220 KEY NO. 4  
 (PARTS CATALOG ALSO CONTAINS COMPONENTS FOR MAJOR OPTIONAL FEATURES LISTED BELOW)  
 WIRING DIAGRAM NO. (ENG)612-2718-01(AC)612-4815-02

PART NO.	QTY.	DESCRIPTION	PART NO.	QTY.	DESCRIPTION
City Water Cooled Water Cooled Manifold Gas - Gasoline Carburetor Skid & Battery Rack Overspeed Cut Off Low Oil Pressure Cut Off High Water Temperature Cut Off Overcrank Cut Off					
517-0059	1	Plug, Expansion (1-7/16" OD)			
332-0941	1	Tie, Cable - Solenoid Coil Assembly			
503-0478	1	Hose, Water Inlet, 9" Lg.			
505-0376	1	Elbow, 45° (3/8")			
301-2125	1	Panel, Control - Lower			
307-0655	3	Relay, Low Oil Pressure, High Air Temperature, & Overspeed Shutdown			
322-0004	4	Lamp, Panel, Plant, Low Oil Pressure, High Water Temperature, & Overspeed			
322-0069	4	Holder, Lamp			
320-0259	1	Relay, Cranking Limiter			
332-0795	1	Block, Terminal - Engine			
332-0862	1	Strip, Marker			
301-2288	1	Panel, Control - Upper			
416-0522	1	Plate, Battery Mounting			

SPECIAL PARTS LIST FOR **MODEL** 15.0RJC-4R **SPEC** 17778AA  
 FOR STANDARD PARTS REFER TO **CATALOG** 974-0220 **KEY NO.** 2  
 (PARTS CATALOG ALSO CONTAINS COMPONENTS FOR MAJOR OPTIONAL FEATURES LISTED BELOW)  
**WIRING DIAGRAM NO.** (ENG)612-2717-01(AC)612-4816-17

PART NO.	QTY.	DESCRIPTION	PART NO.	QTY.	DESCRIPTION
Housed Unit					
Natural Gas Carburetor					
High Compression Pistons					
Muffler Mounted On Housing					
Overspeed Cut Off					
520-0798	4	Stud, Generator Through			
520-0790	1	Stud, Rotor Through			
301-2204	1	Panel, Control - Upper			
303-0201	1	Rheostat Assembly - Adjustable			
155-0360	1	Muffler, Critical Type			
155-0927	1	Tube, Exhaust			
140-0078	2	Bands, Muffler - Mounted On Housing			
405-1889	1	Shield, Rain			
505-0043	2	Elbow, 90° (1½")			



SPECIAL PARTS LIST FOR MODEL 15.0RJC-5DR131 SPEC 17812AA  
 FOR STANDARD PARTS REFER TO CATALOG 974-0220 KEY NO. 2  
 (PARTS CATALOG ALSO CONTAINS COMPONENTS FOR MAJOR OPTIONAL FEATURES LISTED BELOW)  
 WIRING DIAGRAM NO. (ENG) 612-4912-01 (AC) 612-4818-07

PART NO.	QTY.	DESCRIPTION	PART NO.	QTY.	DESCRIPTION
Note: Pennsylvania Approved Housed Unit LPG Vapor Carburetor Muffler Mounted On Housing Overspeed Cut Off Low Oil Pressure Cut Off - Dual Senders High Water Temperature Cut Off - Dual Senders Overcrank Cut Off					
520-0798	4	Stud, Generator Through			
520-0790	1	Stud, Rotor Through			
301-2204	1	Panel, Control - Upper			
301-2125	1	Panel, Control - Lower			
307-0848	1	Relay, Oil Pressure - To 15 Seconds			
322-0004	4	Lamp, Plant, Low Oil Pressure High Water Temperature, Overspeed			
322-0069	4	Holder, Lamp			
307-0655	3	Relay, Low Oil Pressure, High Water Temperature, Overspeed			
307-0819	3	Relay, Low Oil Pressure, & Low Engine Temperature, High Water Temperature			
323-0052	3	Socket, 8 Contact - Octal Type			
308-0005	1	Switch, Selector			
301-3252	1	Bracket, Relay Mounting			
332-0943	4	Spacer, Relay Socket (3/8" OD)			
307-0778	3	Spring, Hold-Down			
332-1005	1	Block, Terminal (20 Place)			
332-1006	1	Strip, Marker - For 20 Place Block			
332-0612	1	Strip, Marker			
323-0760	1	Socket, Relay			
307-1143	1	Relay, Generating			
149-0558	1	Strainer, Regulator			
307-0829	1	Kit, Coil Replacement			
416-0325	1	Hydrometer, 3 Color Scale - Battery Tester			
155-0360	1	Muffler, Critical Type			
155-0927	1	Tube, Exhaust			
140-0078	2	Bands, Muffler - Mounted On Housing			
405-1889	1	Shield, Rain			
505-0043	2	Elbow, 90° (1½")			

SPECIAL PARTS LIST FOR MODEL 15.0RJC-4R31 SPEC 17828AA  
 FOR STANDARD PARTS REFER TO CATALOG 974-0220 KEY NO. 2  
 (PARTS CATALOG ALSO CONTAINS COMPONENTS FOR MAJOR OPTIONAL FEATURES LISTED BELOW)

WIRING DIAGRAM NO. (ENG)612-4912-01(AC)612-4816-12

PART NO.	QTY.	DESCRIPTION	PART NO.	QTY.	DESCRIPTION
Note: Pennsylvania Approved Natural Gas Carburetor Water Jacket Heater Oil Base Heater Overspeed Cut Off Low Oil Pressure Cut Off - Dual Senders High Water Temperature Cut Off - Dual Senders Overcrank Cut Off					
520-0798	4	Stud, Generator Through			
520-0790	1	Stud, Rotor Through			
301-2204	1	Panel, Control - Upper			
303-0201	1	Rheostat Assembly - Adjustable			
320-0259	1	Relay, Cranking Limiter			
301-2125	1	Panel, Control - Lower			
307-0848	1	Relay, Oil Pressure - To 15 Seconds			
322-0004	4	Lamp, Plant, Low Oil Pressure, High Water Temperature, Overspeed			
322-0069	4	Holder, Lamp			
307-0655	3	Relay, Low Oil Pressure, High Water Temperature, Overspeed			
332-0943	4	Spacer, Relay Socket			
307-0778	3	Spring, Hold Down			
332-1005	1	Block, Terminal (20 Place)			
332-1006	1	Strip, Marker - For 20 Place Block			
307-0819	3	Relay, Low Engine Temperature, Low Oil Pressure & High Water Temperature			
323-0052	3	Socket, 8 Contact - Octal Type			
308-0005	1	Switch, Selector			
301-3252	1	Bracket, Relay Mounting			
307-1143	1	Relay, Generating			
323-0760	1	Socket, Relay			
332-0612	1	Strip, Marker (Use With 3 Place Terminal Block)			
149-0558	1	Strainer, Regulator			
307-0829	1	Kit, Coil Replacement			
416-0325	1	Hydrometer, 3 Color Scale - Battery Tester			

SPECIAL PARTS LIST FOR MODEL 15.0RJC-18R SPEC 17857AA  
 FOR STANDARD PARTS REFER TO CATALOG 974-0220 KEY NO. 2  
 (PARTS CATALOG ALSO CONTAINS COMPONENTS FOR MAJOR OPTIONAL FEATURES LISTED BELOW)  
 WIRING DIAGRAM NO. (ENG)612-4372-01(AC)612-4814-02

PART NO.	QTY.	DESCRIPTION	PART NO.	QTY.	DESCRIPTION
LPG Vapor Carburetor					
154-1224	1	Manifold, Intake			
148-0367	1	Switch, Vacuum - Regulator			
502-0053	1	Elbow, Street - Vacuum Switch			
520-0799	4	Stud, Generator Through			
520-0791	1	Stud, Rotor Through			
220-2044	1	Stator Assembly, Wound			
201-2159	1	Rotor Assembly, Wound			
301-2019	1	Panel, Control - Upper			

SPECIAL PARTS LIST FOR **MODEL** 15.0RJC-3R **SPEC** 17878AA  
 FOR STANDARD PARTS REFER TO **CATALOG** 974-0220 **KEY NO.** 2  
 (PARTS CATALOG ALSO CONTAINS COMPONENTS FOR MAJOR OPTIONAL FEATURES LISTED BELOW)  
**WIRING DIAGRAM NO.** (ENG)612-2865-01(AC)612-4815-01

PART NO.	QTY.	DESCRIPTION	PART NO.	QTY.	DESCRIPTION
		Natural Gas Carburetor			
		High Compression Pistons			
		Water Jacket Heater			
		Oil Base Heater			
301-2288	1	Panel, Control - Upper			
307-0734	1	Relay, Cycle Cranker - 5 Second			
307-0696	1	Relay, Cycle Cranker - 10 Second			
323-0052	2	Socket, 8 Contact - Octal Type			
353-0015	1	Resistor, 3.5 Ohm - 10 Watt			

SPECIAL PARTS LIST FOR **MODEL** 15.0RJC-3R **SPEC** 17919AA  
 FOR STANDARD PARTS REFER TO **CATALOG** 974-0220 **KEY NO.** 2  
 (PARTS CATALOG ALSO CONTAINS COMPONENTS FOR MAJOR OPTIONAL FEATURES LISTED BELOW)

**WIRING DIAGRAM NO.** (ENG)612-4372-01(AC)612-4815-02

PART NO.	QTY.	DESCRIPTION	PART NO.	QTY.	DESCRIPTION
LPG Vapor Carburetor					
154-1224	1	Manifold, Intake			
148-0367	1	Switch, Vacuum - Gas Solenoid			
502-0053	1	Elbow, Street - Vacuum Switch			
301-2288	1	Panel, Control - Upper			

SPECIAL PARTS LIST FOR MODEL 15.0RJC-3R SPEC 17920AA  
 FOR STANDARD PARTS REFER TO CATALOG 974-0220 KEY NO. 4  
 (PARTS CATALOG ALSO CONTAINS COMPONENTS FOR MAJOR OPTIONAL FEATURES LISTED BELOW)  
 WIRING DIAGRAM NO. (ENG) 612-2717-01 (AC) 612-4815-12

PART NO.	QTY.	DESCRIPTION	PART NO.	QTY.	DESCRIPTION
		City Water Cooled			
		Water Cooled Manifold			
		Heat Exchanger			
		LPG Vapor Carburetor			
130-0813	1	Line, Water - Heat Exchanger To Cylinder Head			
502-0257	1	Tee, Brass - Exhaust Manifold (3/8" Pipe)			
517-0059	1	Plug, Expansion (1-7/16" OD)			
503-0478	1	Hose, Water Inlet - 9" Lg.			
301-2288	1	Panel, Control - Upper			
303-0201	1	Rheostat Assembly - Voltage Adjustable			

The following catalog  
has gaps in its page  
numbers, or doesn't  
have any numbers.  
We have chosen to  
leave the page  
numbering in the  
order that Acrobat  
assigns it.

SPECIAL PARTS LIST FOR **MODEL** 15.0RJC-4XR **SPEC** 15131AA  
**FOR STANDARD PARTS REFER TO CATALOG** 974-0220 **KEY NO.** 2  
(PARTS CATALOG ALSO CONTAINS COMPONENTS FOR MAJOR OPTIONAL FEATURES LISTED BELOW)  
**WIRING DIAGRAM NO.** (ENG)612-4433-01(AC)612-4817-02

PART NO.	QTY.	DESCRIPTION	PART NO.	QTY.	DESCRIPTION
LPG Liquid Carburetor					
Water Jacket Heater					
Oil Base Heater					
Overspeed Cut Off					
Low Oil Pressure Cut Off					
High Water Temperature Cut Off					
Overcrank Cut Off					
154-1224	1	Manifold, Intake			
166-0307	1	Distributor, Includes Gear			
148-0367	1	Switch, Vacuum - Regulator			
502-0053	1	Elbow, Vacuum Switch			
520-0798	4	Stud, Generator Through			
520-0790	1	Stud, Rotor Through			
301-2308	1	Panel, Control - Upper			
301-2125	1	Panel, Control - Lower			
307-0655	3	Relay, Low Oil Pressure, High Water Temperature, & Overspeed Shutdown			
322-0004	4	Lamp, Panel, Plant, Low Oil Pressure, High Water Temperature, & Overspeed			
322-0069	4	Holder, Lamp			
332-0795	1	Block, Terminal - Engine			
332-0862	1	Strip, Marker			



SPECIAL PARTS LIST FOR **MODEL** 15.0RJC-3CR **SPEC** 15138AA  
 FOR STANDARD PARTS REFER TO **CATALOG** 974-0220 **KEY NO.** 2  
 (PARTS CATALOG ALSO CONTAINS COMPONENTS FOR MAJOR OPTIONAL FEATURES LISTED BELOW)  
**WIRING DIAGRAM NO.** (ENG) 612-2717-01 (AC) 612-4814-03

PART NO.	QTY.	DESCRIPTION	PART NO.	QTY.	DESCRIPTION
Housed Model LPG Vapor Carburetor Water Jacket Heater Oil Base Heater					
301-2019	1	Panel, Control - Upper			

SPECIAL PARTS LIST FOR MODEL 15.0RJC-5DR SPEC 15162AA  
 FOR STANDARD PARTS REFER TO CATALOG 974-0220 KEY NO. 4  
 (PARTS CATALOG ALSO CONTAINS COMPONENTS FOR MAJOR OPTIONAL FEATURES LISTED BELOW)  
 WIRING DIAGRAM NO. (ENG) 612-2865-01(AC) 612-4818-12

PART NO.	QTY.	DESCRIPTION	PART NO.	QTY.	DESCRIPTION
		City Water Cooled			
		Water Cooled Manifold			
		Heat Exchanger			
		Skid & Battery Rack			
		Water Jacket Heater			
		Overspeed Cut Off			
		Oil Base Heater			
502-0257	1	Tee, Brass - Exhaust Manifold (3/8" Pipe)			
517-0059	1	Plug, Expansion (1-7/16" OD)			
503-0478	1	Hose, Water Inlet - 9" Lg.			
520-0798	4	Stud, Generator Through			
520-0790	1	Stud, Rotor Through			
301-2204	1	Panel, Control - Upper			
303-0201	1	Rheostat Assembly - Adjustable			
307-0696	1	Relay, Cycle Cranker - Time Delay 10 Seconds			
307-0734	1	Relay, Cycle Cranker - Time Delay 5 Seconds			
323-0052	2	Socket, 8 Contact - Octal Type			
353-0015	1	Resistor, 3.5 Ohm, 10 Watt			

SPECIAL PARTS LIST FOR MODEL 15.0RJC-18R SPEC 15173AA  
 FOR STANDARD PARTS REFER TO CATALOG 974-0220 KEY NO. 2  
 (PARTS CATALOG ALSO CONTAINS COMPONENTS FOR MAJOR OPTIONAL FEATURES LISTED BELOW)  
 WIRING DIAGRAM NO. (ENG)612-2718-01(AC)612-4882-11

PART NO.	QTY.	DESCRIPTION	PART NO.	QTY.	DESCRIPTION
Housed Unit Muffler Mounted On Housing Day Tank Water Jacket Heater Oil Base Heater Overspeed Cut Off Low Oil Pressure Cut Off High Water Temperature Cut Off Overcrank Cut Off					
504-0007	1	Cock, Shut Off - Fuel Pump			
502-0020	1	Elbow, Street - Fuel Pump			
520-0799	4	Stud, Generator Through			
520-0791	1	Stud, Rotor Through			
220-2044	1	Stator Assembly, Wound			
201-2159	1	Rotor Assembly, Wound			
301-2125	1	Panel, Control - Lower			
322-0004	4	Lamp, Plant, Low Oil Pressure High Water Temperature, Overspeed			
322-0069	4	Holder, Lamp			
307-0655	3	Relay, Low Oil Pressure, High Water Temperature, Overspeed			
332-0862	1	Strip, Marker			
332-0795	1	Block, Terminal - Engine			
301-3732	1	Panel, Control - Upper			
322-0044	2	Light Signal - Neon			
302-0491	3	Ammeter - AC (0-50 Amp - 12.5 KW)			
303-0201	1	Rheostat Assembly - Adjustable			
308-0203	1	Switch, Output Phase Selector			
338-0755	1	Harness, Wiring			
155-0360	1	Muffler, Critical Type			
155-0927	1	Tube, Exhaust			
140-0078	2	Bands, Muffler - Mounted On Housing			
405-1889	1	Shield, Rain			
505-0043	2	Elbow, 90° (1½")			

SPECIAL PARTS LIST FOR MODEL 12.5RJC-18R SPEC 15174AA  
 FOR STANDARD PARTS REFER TO CATALOG 974-0220 KEY NO. 1  
 (PARTS CATALOG ALSO CONTAINS COMPONENTS FOR MAJOR OPTIONAL FEATURES LISTED BELOW)  
 WIRING DIAGRAM NO. (ENG) 612-2717-01 (AC) 612-4814-06

PART NO.	QTY.	DESCRIPTION	PART NO.	QTY.	DESCRIPTION
		Natural Gas Carburetor			
301-2019	1	Panel, Control - Upper			
303-0201	1	Rheostat Assembly - Adjustable			

SPECIAL PARTS LIST FOR **MODEL** 15.0RJC-5DR **SPEC** 15179AA  
 FOR STANDARD PARTS REFER TO **CATALOG** 974-0220 **KEY NO.** 2  
 (PARTS CATALOG ALSO CONTAINS COMPONENTS FOR MAJOR OPTIONAL FEATURES LISTED BELOW)  
**WIRING DIAGRAM NO.** (ENG) 612-2717-01 (AC) 612-4818-07

PART NO.	QTY.	DESCRIPTION	PART NO.	QTY.	DESCRIPTION
Housed Unit					
Muffler Mounted On Housing					
520-0798	4	Stud, Generator Through			
520-0790	1	Stud, Rotor Through			
301-2204	1	Panel, Control - Upper			
155-0360	1	Muffler, Critical Type			
155-0927	1	Tube, Exhaust			
140-0078	2	Bands, Muffler - Mounted On Housing			
405-1889	1	Shield, Rain			
505-0043	2	Elbow, 90° (1½")			

SPECIAL PARTS LIST FOR MODEL 15.0RJC-4R SPEC 15184AA  
 FOR STANDARD PARTS REFER TO CATALOG 974-0220 KEY NO. 2  
 (PARTS CATALOG ALSO CONTAINS COMPONENTS FOR MAJOR OPTIONAL FEATURES LISTED BELOW)  
 WIRING DIAGRAM NO. (ENG)612-4989-01(AC)612-4816-07

PART NO.	QTY.	DESCRIPTION	PART NO.	QTY.	DESCRIPTION
Housed Unit			505-0043	2	Elbow, 90° (1½")
Gas - Gasoline Carburetor			501-0005	1	Line, Fuel - Flex (18½"
Muffler Mounted On Housing					
Mounted Fuel Tank					
Water Jacket Heater					
Oil Base Heater					
Overspeed Cut Off					
Low Oil Pressure Cut Off - Dual Senders					
High Water Temperature Cut Off - Dual Senders					
Overcrank Cut Off					
332-0941	1	Cable, Tie - Solenoid			
220-2044	1	Stator Assembly - Wound			
201-2159	1	Rotor Assembly - Wound			
520-0799	4	Stud, Generator Through			
520-0791	1	Stud, Rotor Through			
301-2204	1	Panel, Control - Upper			
307-0655	3	Relay, Lop, Hwt, Overspeed Shutdown			
301-2125	1	Panel, Control - Lower			
322-0004	4	Lamp, Plant, Low Oil Pressure, High Water Temperature, Overspeed			
332-0069	4	Holder, Lamp			
301-3241	1	Bracket, Relay Mounting			
301-2393	1	Bracket, Relay Mounting			
323-0052	3	Socket, 8 Contact - Octal Type			
307-0819	3	Relay, Low Engine Temperature, Lop, High Water Temperature Pre Alarm			
307-1157	1	Spring, Relay Hold Down			
307-0848	1	Relay, Oil Pressure - To 15 Seconds			
307-1143	1	Relay, Generating			
323-0760	1	Socket, Relay			
332-0943	2	Spacer, Relay Socket (3/8" OD)			
307-0778	3	Spring, Hold Down			
332-1005	1	Block, Terminal (20 Place)			
332-1006	1	Strip, Marker - For 20 Place Block			
332-0612	1	Strip, Marker			
155-0360	1	Muffler, Critical Type			
155-0927	1	Tube, Exhaust			
140-0078	2	Bands, Muffler - Mounted On Housing			
405-1889	1	Shield, Rain			

SPECIAL PARTS LIST FOR MODEL 12.5RJC-4R SPEC 15214AA  
 FOR STANDARD PARTS REFER TO CATALOG 974-0220 KEY NO. 1  
 (PARTS CATALOG ALSO CONTAINS COMPONENTS FOR MAJOR OPTIONAL FEATURES LISTED BELOW)  
 WIRING DIAGRAM NO. (ENG) 612-2717-01(AC) 612-4816-01

PART NO.	QTY.	DESCRIPTION	PART NO.	QTY.	DESCRIPTION
Gas - Gasoline Carburetor					
Overspeed Cut Off					
Water Jacket Heater					
Oil Base Heater					
504-0007	1	Cock, Shut Off - Fuel Pump			
502-0020	1	Elbow, Street Pipe - Fuel Pump			
332-0941	1	Tie, Cable - Solenoid Coil Assembly			
301-2204	1	Panel, Control - Upper			

SPECIAL PARTS LIST FOR MODEL 15.0RJC-4R SPEC 15241AA  
 FOR STANDARD PARTS REFER TO CATALOG 974-0220 KEY NO. 2  
 (PARTS CATALOG ALSO CONTAINS COMPONENTS FOR MAJOR OPTIONAL FEATURES LISTED BELOW)  
 WIRING DIAGRAM NO. (ENG) 612-4989-01(AC) 612-4816-02

PART NO.	QTY.	DESCRIPTION	PART NO.	QTY.	DESCRIPTION
Gas - Gasoline Carburetor					
Day Tank					
Water Jacket Heater					
Oil Base Heater					
Overspeed Cut Off					
Low Oil Pressure Cut Off - Dual Senders					
High Water Temperature Cut Off - Dual Senders					
Overcrank Cut Off					
332-0941	1	Cable, Tie - Solenoid			
520-0798	4	Stud, Generator Through			
520-0790	1	Stud, Rotor Through			
301-2204	1	Panel, Control - Upper			
307-0655	3	Relay, Lop, Hwt, Overspeed Shutdown			
301-2125	1	Panel, Control - Lower			
322-0004	4	Lamp, Plant, Low Oil Pressure, High Water Temperature, Overspeed			
322-0069	4	Holder, Lamp			
301-3241	1	Bracket, Relay Mounting			
301-2393	1	Bracket, Relay Mounting			
323-0052	3	Socket, 8 Contact - Octal Type			
307-0819	3	Relay, Low Engine Temperature, Lop, High Water Temperature Pre Alarm			
307-1157	1	Spring, Relay Hold Down			
307-0848	1	Relay, Oil Pressure - To 15 Seconds			
307-1143	1	Relay, Generating			
323-0760	1	Socket, Relay			
332-0943	2	Spacer, Relay Socket (3/8" OD)			
307-0778	3	Spring, Hold Down			
332-1005	1	Block, Terminal (20 Place)			
332-1006	1	Strip, Marker - For 20 Place Block			
332-0612	1	Strip, Marker			



SPECIAL PARTS LIST FOR MODEL 15.0RJC-4XR SPEC 15248AA  
 FOR STANDARD PARTS REFER TO CATALOG 974-0220 KEY NO. 2  
 (PARTS CATALOG ALSO CONTAINS COMPONENTS FOR MAJOR OPTIONAL FEATURES LISTED BELOW)  
 WIRING DIAGRAM NO. (ENG) 612-2940-01 (AC) 612-4817-05

PART NO.	QTY.	DESCRIPTION	PART NO.	QTY.	DESCRIPTION
Housed Unit					
Natural Gas Carburetor					
High Compression Pistons					
Overspeed Cut Off					
Low Oil Pressure Cut Off					
High Water Temperature Cut Off					
Overcrank Cut Off					
520-0798	4	Stud, Generator Through			
520-0790	1	Stud, Rotor Through			
301-2308	1	Panel, Control - Upper			
301-2125	1	Panel, Control - Lower			
307-0655	3	Relay, Low Oil Pressure, High Water Temperature, & Overspeed Shutdown			
322-0004	4	Lamp, Panel, Plant, Low Oil Pressure, High Water Temperature, & Overspeed			
322-0069	4	Holder, Lamp			
307-0734	1	Relay, Cycle Cranker - 5 Second			
307-0696	1	Relay, 10 Second			
323-0052	2	Socket, 8 Contact - Octal Type			
353-0015	1	Resistor, 3.5 Ohm - 10 Watt			
332-0795	1	Block, Terminal - Engine			
332-0862	1	Strip, Marker			

SPECIAL PARTS LIST FOR MODEL 15.0RJC-4R SPEC 15250AA  
 FOR STANDARD PARTS REFER TO CATALOG 974-0220 KEY NO. 4  
 (PARTS CATALOG ALSO CONTAINS COMPONENTS FOR MAJOR OPTIONAL FEATURES LISTED BELOW)  
 WIRING DIAGRAM NO. (ENG) 612-2717-01(AC) 612-4816-02

PART NO.	QTY.	DESCRIPTION	PART NO.	QTY.	DESCRIPTION
		City Water Cooled			
		Water Cooled Manifold			
		Heat Exchanger			
		Natural Gas Carburetor			
		High Compression Pistons			
502-0257	1	Tee, Brass - Exhaust Manifold (3/8" Pipe)			
517-0059	1	Plug, Expansion - Exhaust Manifold (1-7/16" OD)			
503-0478	1	Hose, Water Inlet - 9" Lg.			
130-0800	1	Expansion Chamber Assembly - Includes Parts Marked *			
130-0574	1	*Chamber, Expansion			
130-0590	1	*Neck & Adapter Assembly			
130-0589	1	*Cap, Pressure			
130-0519	1	*Gasket, Neck & Adapter			
502-0103	1	*Connector, Inverted Male			
502-0080	2	*Plug, Expansion Tank Fill Vent			
130-0892	1	*Stiffener, Filler Neck			
502-0155	1	*Plug (3/8")			
502-0037	1	*Elbow, Expansion Tank			
505-0130	1	*Plug, Expansion Tank			
503-0679	1	*Hose, Breather - Neck Assembly			
520-0798	4	Stud, Generator Through			
520-0790	1	Stud, Rotor Through			
301-2204	1	Panel, Control - Upper			

SPECIAL PARTS LIST FOR MODEL 15.0RJC-18R SPEC 15251AA  
 FOR STANDARD PARTS REFER TO CATALOG 974-0220 KEY NO. 2  
 (PARTS CATALOG ALSO CONTAINS COMPONENTS FOR MAJOR OPTIONAL FEATURES LISTED BELOW)

WIRING DIAGRAM NO. (ENG) 612-2718-01(AC) 612-4882-11

PART NO.	QTY.	DESCRIPTION	PART NO.	QTY.	DESCRIPTION
Housed Unit					
Muffler Mounted On Housing					
Mounted Fuel Tank					
Overspeed Cut Off					
Low Oil Pressure Cut Off					
High Water Temperature Cut Off					
Overcrank Cut Off					
520-0799	4	Stud, Generator Through			
520-0791	1	Stud, Rotor Through			
220-2044	1	Stator Assembly, Wound			
201-2159	1	Rotor Assembly, Wound			
301-2125	1	Panel, Control - Lower			
322-0004	4	Lamp, Plant, Low Oil Pressure			
		High Water Temperature,			
		Overspeed			
322-0069	4	Holder, Lamp			
307-0655	3	Relay, Low Oil Pressure,			
		High Water Temperature,			
		Overspeed			
332-0862	1	Strip, Marker			
332-0795	1	Block, Terminal - Engine			
301-3732	1	Panel, Control - Upper			
322-0044	2	Light Signal - Neon			
302-0491	3	Ammeter - AC (0-50 Amp -			
		12.5 KW)			
303-0201	1	Rheostat Assembly - Adjustable			
308-0203	1	Switch, Output Phase Selector			
338-0755	1	Harness, Wiring			
155-0360	1	Muffler, Critical Type			
155-0927	1	Tube, Exhaust			
140-0078	2	Bands, Muffler - Mounted On			
		Housing			
405-1889	1	Shield, Rain			
505-0043	2	Elbow, 90° (1½")			
501-0005	1	Line, Fuel - Flex (18½" Lg.)			

SPECIAL PARTS LIST FOR MODEL 15.0RJC-18R SPEC 15260AA  
 FOR STANDARD PARTS REFER TO CATALOG 974-0220 KEY NO. 2  
 (PARTS CATALOG ALSO CONTAINS COMPONENTS FOR MAJOR OPTIONAL FEATURES LISTED BELOW)  
 WIRING DIAGRAM NO. (ENG)612-2717-01(AC)612-4814-04

PART NO.	QTY.	DESCRIPTION	PART NO.	QTY.	DESCRIPTION
Housed Unit					
Gas - Gasoline Carburetor					
332-0941	1	Tie, Cable - Solenoid Coil Assembly			
520-0799	4	Stud, Generator Through			
520-0791	1	Stud, Rotor Through			
220-2044	1	Stator Assembly, Wound			
201-2159	1	Rotor Assembly, Wound			
301-2019	1	Panel, Control - Upper			

SPECIAL PARTS LIST FOR MODEL 15.0RJC-4R SPEC 15263AA  
 FOR STANDARD PARTS REFER TO CATALOG 974-0220 KEY NO. 4  
 (PARTS CATALOG ALSO CONTAINS COMPONENTS FOR MAJOR OPTIONAL FEATURES LISTED BELOW)  
 WIRING DIAGRAM NO. (ENG)612-2718-01(AC)612-4816-02

PART NO.	QTY.	DESCRIPTION	PART NO.	QTY.	DESCRIPTION
City Water Cooled					
Water Cooled Manifold					
Natural Gas Carburetor					
High Compression Pistons					
Overspeed Cut Off					
Low Oil Pressure					
High Water Temperature Cut Off					
Overcrank Cut Off					
517-0059	1	Plug, Expansion - Exhaust Manifold (1-7/16" OD)			
503-0478	1	Hose, Water Inlet - 9" Lg.			
505-0376	1	Elbow, 45° (3/8")			
520-0798	4	Stud, Generator Through			
520-0790	1	Stud, Rotor Through			
301-2204	1	Panel, Control - Upper			
307-0655	3	Latch, Relay - Emergency Stop & Alarm, Low Oil Pressure, High Water Temperature, & Overspeed			
301-2125	1	Panel, Control - Lower			
322-0004	4	Lamp, Plant, Low Oil Pressure High Water Temperature, Overspeed			
322-0069	4	Holder, Lamp			
332-0795	1	Block, Terminal - Engine			
332-0862	1	Strip, Marker			

SPECIAL PARTS LIST FOR MODEL 15.0RJC-18R SPEC 15279AA  
 FOR STANDARD PARTS REFER TO CATALOG 974-0220 KEY NO. 2  
 (PARTS CATALOG ALSO CONTAINS COMPONENTS FOR MAJOR OPTIONAL FEATURES LISTED BELOW)  
 WIRING DIAGRAM NO. (ENG)612-2718-01(AC)612-4814-04

PART NO.	QTY.	DESCRIPTION	PART NO.	QTY.	DESCRIPTION
Housed Unit					
Natural Gas Carburetor					
High Compression Pistons					
Low Oil Pressure Cut Off					
High Water Temperature Cut Off					
Overspeed Cut Off					
Overcrank Cut Off					
520-0798	4	Stud, Generator Through			
520-0790	1	Stud, Rotor Through			
301-2019	1	Panel, Control - Upper			
301-2125	1	Panel, Control - Lower			
307-0655	3	Relay, Low Oil Pressure, High Water Temperature, & Overspeed Shutdown			
322-0004	4	Lamp, Panel, Plant, Low Oil Pressure, High Water Temperature, & Overspeed			
322-0069	4	Holder, Lamp			
332-0862	1	Strip, Marker			
332-0795	1	Block, Terminal - Engine			

SPECIAL PARTS LIST FOR MODEL 15.0RJC-9XR SPEC 15322AA  
 FOR STANDARD PARTS REFER TO CATALOG 974-0220 KEY NO. 2  
 (PARTS CATALOG ALSO CONTAINS COMPONENTS FOR MAJOR OPTIONAL FEATURES LISTED BELOW)  
 WIRING DIAGRAM NO. (ENG) 612-4989-01 (AC) 612-4892-08

PART NO.	QTY.	DESCRIPTION	PART NO.	QTY.	DESCRIPTION
Natural Gas Carburetor High Compression Pistons Overspeed Cut Off Low Oil Pressure Cut Off - Dual Senders High Water Temperature Cut Off - Dual Senders Overcrank Cut Off					
301-3736	1	Panel, Control - Upper			
303-0201	1	Rheostat Assembly - Adjustable			
320-0551	1	Breaker, Circuit - 25 Amp, 3 Pole, 600 Vac			
301-2125	1	Panel, Control - Lower			
307-0848	1	Relay, Oil Pressure - To 15 Seconds			
322-0004	4	Lamp, Plant, Low Oil Pressure, High Water Temperature, & Overspeed			
322-0069	4	Holder, Lamp			
307-0655	3	Relay, Low Oil Pressure, High Water Temperature, Overspeed			
307-0819	3	Relay, Low Oil Pressure, High Water Temperature, & Low Engine Temperature			
323-0052	3	Socket, 8 Contact - Octal Type			
332-0943	2	Spacer, Relay Socket (3/8" OD)			
307-0778	3	Spring, Hold-Down			
332-1005	1	Block, Terminal (20 Place)			
332-1006	1	Strip, Marker - For 20 Place Block			
301-3241	1	Bracket, Relay Mounting			
301-2393	1	Bracket, Relay Mounting			
307-1143	1	Relay, Generating			
323-0760	1	Socket, Relay			
332-0612	1	Strip, Marker (3 Place)			
307-1157	1	Spring, Hold-Down			

SPECIAL PARTS LIST FOR MODEL 15.0RJC-4XR SPEC 15371AA  
 FOR STANDARD PARTS REFER TO CATALOG 974-0220 KEY NO. 2  
 (PARTS CATALOG ALSO CONTAINS COMPONENTS FOR MAJOR OPTIONAL FEATURES LISTED BELOW)  
 WIRING DIAGRAM NO. (ENG) 612-2865-01 (AC) 612-4817-05

PART NO.	QTY.	DESCRIPTION	PART NO.	QTY.	DESCRIPTION
Housed Unit					
Muffler Mounted On Housing					
Water Jacket Heater					
Oil Base Heater					
520-0798	4	Stud, Generator Through			
520-0790	1	Stud, Rotor Through			
301-2308	1	Panel, Control - Upper			
307-0734	1	Relay, Cycle Cranker - 5 Second			
307-0696	1	Relay, 10 Second			
323-0052	2	Socket, 8 Contact - Octal Type			
353-0015	1	Resistor, 3.5 Ohm - 10 Watt			
155-0360	1	Muffler, Critical Type			
155-0927	1	Tube, Exhaust			
140-0078	2	Bands, Muffler - Mounted On Housing			
405-1889	1	Shield, Rain			
505-0043	2	Elbow, 90° (1½")			



SPECIAL PARTS LIST FOR MODEL 12.5RJC-3R SPEC 15373AA  
 FOR STANDARD PARTS REFER TO CATALOG 974-0220 KEY NO. 1  
 (PARTS CATALOG ALSO CONTAINS COMPONENTS FOR MAJOR OPTIONAL FEATURES LISTED BELOW)

WIRING DIAGRAM NO. (ENG) 612-2940-01 (AC) 612-4815-11

PART NO.	QTY.	DESCRIPTION	PART NO.	QTY.	DESCRIPTION
Natural Gas Carburetor Overspeed Cut Off Low Oil Pressure Cut Off High Water Temperature Cut Off Overcrank Cut Off					
303-0201	1	Rheostat (With Voltage Adjustment)			
301-2288	1	Panel, Control - Upper			
307-0655	3	Relay, Emergency Latching			
301-2125	1	Panel, Control - Lower			
322-0004	4	Lamp, Plant, Low Oil Pressure, High Water Temperature, Overspeed			
322-0069	4	Holder, Lamp			
332-0795	1	Block, Terminal - 16 Place			
332-0862	1	Strip, Marker (For 16 Place Block)			
307-0734	1	Relay, Cycle Cranker - 5 Second			
307-0696	1	Relay, 10 Second			
323-0052	2	Socket, 8 Contact - Octal Type			
353-0015	1	Resistor, 3.5 Ohm, 10 Watt			

SPECIAL PARTS LIST FOR MODEL 12.5RJC-3R SPEC 15395AA  
 FOR STANDARD PARTS REFER TO CATALOG 974-0220 KEY NO. 1  
 (PARTS CATALOG ALSO CONTAINS COMPONENTS FOR MAJOR OPTIONAL FEATURES LISTED BELOW)  
 WIRING DIAGRAM NO. (ENG)612-2718-01(AC)612-4815-01

PART NO.	QTY.	DESCRIPTION	PART NO.	QTY.	DESCRIPTION
		Day Tank			
		Overspeed Cut Off			
		Low Oil Pressure Cut Off			
		High Water Temperature Cut Off			
		Overcrank Cut Off			
502-0020	1	Elbow, Street Pipe - Fuel Pump			
504-0007	1	Cock, Shut Off - Fuel Pump			
307-0655	3	Relay, Emergency Latching			
320-0259	1	Relay, Cranking Limiter			
301-2125	1	Panel, Control - Lower			
322-0004	4	Lamp, Plant, Low Oil Pressure			
		High Water Temperature,			
		Overspeed			
322-0069	4	Holder, Lamp			
332-0795	1	Block, Terminal - 16 Place			
332-0862	1	Strip, Marker (For 16 Place Block)			
301-2288	1	Panel, Control - Upper			

SPECIAL PARTS LIST FOR MODEL 12.5RJC-5LR SPEC 15395AA  
 FOR STANDARD PARTS REFER TO CATALOG 974-0220 KEY NO. 1  
 (PARTS CATALOG ALSO CONTAINS COMPONENTS FOR MAJOR OPTIONAL FEATURES LISTED BELOW)  
 WIRING DIAGRAM NO. (ENG) 612-2718-01(AC) 612-4818-C

PART NO.	QTY.	DESCRIPTION	PART NO.	QTY.	DESCRIPTION
		Day Tank			
		Overspeed Cut Off			
		Low Oil Pressure Cut Off			
		High Water Temperature Cut Off			
		Overcrank Cut Off			
504-0007	1	Cock, Shut Off - Fuel Pump			
502-0020	1	Elbow, Street - Fuel Pump			
320-0259	1	Relay, Cranking Limiter			
301-2125	1	Panel, Control - Lower			
322-0004	4	Lamp, Plant, Low Oil			
		Pressure, High Water			
		Temperature, Overspeed			
322-0069	4	Holder, Lamp			
307-0655	3	Relay, Low Oil Pressure,			
		High Water Temperature,			
		Overspeed			
332-0795	1	Block, Terminal - 16 Place			
332-0862	1	Strip, Marker (For 16 Place			
		Block)			
301-2204	1	Panel, Control - Upper			

SPECIAL PARTS LIST FOR MODEL 15.0RJC-4R SPEC 15404AA  
 FOR STANDARD PARTS REFER TO CATALOG 974-0220 KEY NO. 2  
 (PARTS CATALOG ALSO CONTAINS COMPONENTS FOR MAJOR OPTIONAL FEATURES LISTED BELOW)  
 WIRING DIAGRAM NO. (ENG) 612-2717-01 (AC) 612-4816-07

PART NO.	QTY.	DESCRIPTION	PART NO.	QTY.	DESCRIPTION
Housed Model					
Mounted Fuel Tank					
Muffler Mounted On Housing					
Water Jacket Heater					
Oil Base Heater					
Overspeed Cut Off					
332-1924	1	Cable, Tie - Spark Plug Leads			
520-0798	4	Stud, Generator Through			
520-0790	1	Stud, Rotor Through			
301-2204	1	Panel, Control - Upper			
501-0005	1	Line, Fuel - Flex, 18½" Lg.			
155-0360	1	Muffler, Critical Type			
155-0927	1	Tube, Exhaust			
140-0078	2	Bands, Muffler - Mounted On Housing			
405-1889	1	Shield, Rain			
505-0043	2	Elbow, 90° (1½")			

SPECIAL PARTS LIST FOR MODEL 12.5RJC-3R SPEC 15414AA  
 FOR STANDARD PARTS REFER TO CATALOG 974-0220 KEY NO. 1  
 (PARTS CATALOG ALSO CONTAINS COMPONENTS FOR MAJOR OPTIONAL FEATURES LISTED BELOW)  
 WIRING DIAGRAM NO. (ENG) 612-4989-01 (AC) 612-4815-01

PART NO.	QTY.	DESCRIPTION	PART NO.	QTY.	DESCRIPTION
Gas - Gasoline Carburetor			332-0612	1	Strip, Marker
Day Tank					
Overspeed Cut Off					
Low Oil Pressure Cut Off - Dual Senders					
High Water Temperature Cut Off - Dual Senders					
Overcrank Cut Off					
504-0007	1	Cock, Shut Off - Fuel Pump			
502-0020	1	Elbow, Street Pipe - Fuel Pump			
332-0941	1	Tie, Cable - Solenoid Coil Assembly			
502-0058	1	Tee, Restricted Front - Cylinder Head			
301-2288	1	Panel, Control - Upper			
307-0655	3	Relay, Emergency Latching			
320-0259	1	Relay, Cranking Limiter			
301-2125	1	Panel, Control - Lower			
322-0904	4	Lamp, Plant, Low Oil Pressure, High Water Temperature, Overspeed			
322-0969	4	Holder, Lamp			
301-3241	1	Bracket, Relay Mounting			
301-2393	1	Bracket, Relay Mounting			
323-0052	3	Socket, 8 Contact - Octal Type			
307-1157	1	Spring, Relay Hold Down			
307-0819	3	Relay, Low Oil Pressure, High Water Temperature, Low Engine Temperature			
307-0848	1	Relay, Oil Pressure - To 15 Seconds			
307-1143	1	Relay, Generating			
323-0760	1	Socket, Relay			
332-0943	2	Spacer, Relay Socket (3/8" OD)			
307-0778	3	Spring, Hold Down			
332-1005	1	Block, Terminal (20 Place)			
332-1006	1	Strip, Marker - For 20 Place Block			

SPECIAL PARTS LIST FOR **MODEL** 12.5RJC-4R **SPEC** 15414AA  
**FOR STANDARD PARTS REFER TO CATALOG** 974-0220 **KEY NO.** 1  
**(PARTS CATALOG ALSO CONTAINS COMPONENTS FOR MAJOR OPTIONAL FEATURES LISTED BELOW)**

**WIRING DIAGRAM NO.** (ENG)612-4989-01(AC)612-4816-01

PART NO.	QTY.	DESCRIPTION	PART NO.	QTY.	DESCRIPTION
Gas - Gasoline Carburetor					
Day Tank					
Overspeed Cut Off					
Low Oil Pressure Cut Off - Dual Senders					
High Water Temperature Cut Off - Dual Senders					
Overcrank Cut Off					
504-0007	1	Cock, Shut Off - Fuel Pump			
502-0020	1	Elbow, Street Pipe - Fuel Pump			
332-0941	1	Tie, Cable - Solenoid Coil Assembly			
502-0058	1	Tee, Restricted - Front, Cylinder Head			
323-0052	3	Socket, 8 Contact - Octal Type			
301-2204	1	Panel, Control - Upper			
307-0655	3	Relay, Emergency Latching			
320-0259	1	Relay, Cranking Limiter			
301-2125	1	Panel, Control - Lower			
322-0004	4	Lamp, Plant, Low Oil Pressure High Water Temperature, Overspeed			
322-0069	4	Holder, Lamp			
322-0072	2	Holder, Lamp			
307-0848	1	Relay, Oil Pressure - To 15 Seconds			
307-1143	1	Relay, Generating			
323-0760	1	Socket			
323-0943	2	Spacer			
307-0819	2	Relay, Low Engine Temperature, Hwt Pre-Alarm			
307-0778	3	Spring, Hold Down			
332-1005	1	Block, Terminal (20 Place)			
332-1006	1	Strip, Marker - For 20 Place Block)			
332-0612	1	Strip, Marker (For 3 Place Block)			
301-3241	1	Bracket, Relay			
301-2393	1	Bracket, Relay Mounting			
307-1157	1	Spring, Hold Down			

SPECIAL PARTS LIST FOR MODEL 15.0RJC-4XR131 SPEC 15430AA  
 FOR STANDARD PARTS REFER TO CATALOG 974-0220 KEY NO. 2  
 (PARTS CATALOG ALSO CONTAINS COMPONENTS FOR MAJOR OPTIONAL FEATURES LISTED BELOW)  
 WIRING DIAGRAM NO. (ENG) 612-4857-01 (AC) 612-4817-02

PART NO.	QTY.	DESCRIPTION	PART NO.	QTY.	DESCRIPTION
Housed Unit					
LPG Vapor Carburetor					
Water Jacket Heater					
Oil Base Heater					
Overspeed Cut Off					
Low Oil Pressure Cut Off					
High Water Temperature Cut Off					
Overcrank Cut Off					
520-0798	4	Stud, Generator Through			
520-0790	1	Stud, Rotor Through			
301-2308	1	Panel, Control - Upper			
301-2125	1	Panel, Control - Lower			
322-0004	4	Lamp, Plant, Low Oil Pressure			
		High Water Temperature,			
		Overspeed			
322-0069	4	Holder, Lamp			
307-0655	3	Relay, Low Oil Pressure,			
		High Water Temperature,			
		Overspeed			
307-0819	1	Relay, Low Engine Temperature			
323-0052	1	Socket, 8 Contact - Octal			
		Type			
332-0943	2	Spacer, Relay Socket (3/8" OD)			
307-0778	1	Spring, Hold-Down			
332-1005	1	Block, Terminal (20 Place)			
332-1006	1	Strip, Marker - For 20 Place			
		Block			
323-0760	1	Socket, Relay			
307-1143	1	Relay, Generating			
301-3241	1	Bracket, Relay Mounting			
307-1157	1	Spring, Hold-Down			

SPECIAL PARTS LIST FOR MODEL 15.0RJC-5DR SPEC 15445AA  
 FOR STANDARD PARTS REFER TO CATALOG 974-0220 KEY NO. 2  
 (PARTS CATALOG ALSO CONTAINS COMPONENTS FOR MAJOR OPTIONAL FEATURES LISTED BELOW)  
 WIRING DIAGRAM NO. (ENG) 612-2717-01(AC) 612-4818-17

PART NO.	QTY.	DESCRIPTION	PART NO.	QTY.	DESCRIPTION
Housed Unit					
Muffler Mounted On Housing					
Mounted Fuel Tank					
520-0799	4	Stud, Generator Through			
520-0791	1	Stud, Rotor Through			
220-2044	1	Stator Assembly, Wound			
201-2159	1	Rotor Assembly, Wound			
301-2204	1	Panel, Control - Upper			
303-0201	1	Rheostat Assembly - Adjustable			
155-0360	1	Muffler, Critical Type			
155-0927	1	Tube, Exhaust			
140-0078	2	Bands, Muffler - Mounted On Housing			
405-1889	1	Shield, Rain			
505-0043	2	Elbow, 90° (1½")			
501-0005	1	Line, Fuel - Flex (18½" Lg.)			



SPECIAL PARTS LIST FOR MODEL 15.0RJC-18R SPEC 15475AA  
 FOR STANDARD PARTS REFER TO CATALOG 974-0220 KEY NO. 2  
 (PARTS CATALOG ALSO CONTAINS COMPONENTS FOR MAJOR OPTIONAL FEATURES LISTED BELOW)  
 WIRING DIAGRAM NO. (ENG)612-2718-01(AC)612-4814-01

PART NO.	QTY.	DESCRIPTION	PART NO.	QTY.	DESCRIPTION
		Water Jacket Heater			
		Oil Base Heater			
		Day Tank			
		Overspeed Cut Off			
		Low Oil Pressure Cut Off			
		High Water Temperature Cut Off			
		Overcrank Cut Off			
520-0798	4	Stud, Generator Through			
520-0790	1	Stud, Rotor Through			
301-2019	1	Panel, Control - Upper			
301-2125	1	Panel, Control - Lower			
322-0004	4	Lamp, Plant, Low Oil Pressure, High Water Temperature, Overspeed			
322-0069	4	Holder, Lamp			
307-0655	3	Relay, Low Oil Pressure, High Water Temperature, Overspeed			
332-0862	1	Strip, Marker			
332-0795	1	Block, Terminal - Engine			

SPECIAL PARTS LIST FOR MODEL 15.0RJG-4R31 SPEC 15505AA  
 FOR STANDARD PARTS REFER TO CATALOG 974-0220 KEY NO. 4  
 (PARTS CATALOG ALSO CONTAINS COMPONENTS FOR MAJOR OPTIONAL FEATURES LISTED BELOW)  
 WIRING DIAGRAM NO. (ENG)612-4874-01(AC)612-4816-02

PART NO.	QTY.	DESCRIPTION	PART NO.	QTY.	DESCRIPTION
Note: Pennsylvania Approved Natural Gas Carburetor City Water Cooled Water Cooled Manifold Overspeed Cut Off Low Oil Pressure Cut Off - Dual Senders High Water Temperature Cut Off - Dual Senders Overcrank Cut Off					
309-0179	1	Thermostat - Open 190° F, Close 215° F			
517-0059	1	Plug, Expansion - Exhaust Manifold (1-7/16" OD)			
503-0478	1	Hose, Water Inlet - 9" Lg.			
505-0376	1	Elbow, 45° (3/8")			
520-0798	4	Stud, Generator Through			
520-0790	1	Stud, Rotor Through			
301-2204	1	Panel, Control - Upper			
301-2125	1	Panel, Control - Lower			
307-0655	3	Relay, Low Oil Pressure, High Water Temperature, & Overspeed Shutdown			
322-0004	4	Lamp, Panel, Plant, Low Oil Pressure, High Water Temperature, & Overspeed			
332-0069	4	Holder, Lamp (Used On Plant, Low Oil Pressure, High Water Temperature, & Overspeed Shutdown)			
307-0819	2	Relay, Low Oil Pressure, High Water Temperature			
307-0848	1	Relay, Oil Pressure - To 15 Seconds			
323-0052	2	Socket, 8 Contact - Octal Type			
332-0943	4	Spacer, Relay Socket (3/8" OD)			
307-0778	2	Spring, Hold Down			
332-1005	1	Block, Terminal (20 Place)			
332-1006	1	Strip, Marker - For 20 Place Block			
308-0005	1	Switch, Selector			
301-3252	1	Bracket, Relay Mounting			
149-0558	1	Strainer, Natural Gas			
307-0829	1	Kit, Coil - Fuel Valve			
416-0325	1	Hydrometer, Battery - 3 Color Scale			
504-0019	1	Valve, Globe - Lockshield			
307-0833	1	Valve, Solenoid			

SPECIAL PARTS LIST FOR MODEL 12.5RJC-4XR SPEC 15522AA  
 FOR STANDARD PARTS REFER TO CATALOG 974-0220 KEY NO. 1  
 (PARTS CATALOG ALSO CONTAINS COMPONENTS FOR MAJOR OPTIONAL FEATURES LISTED BELOW)  
 WIRING DIAGRAM NO. (ENG) 612-2940-01 (AC) 612-4817-04

PART NO.	QTY.	DESCRIPTION	PART NO.	QTY.	DESCRIPTION
Housed Model Natural Gas Carburetor Overspeed Cut Off Low Oil Pressure Cut Off High Water Temperature Cut Off Overcrank Cut Off					
322-0004	4	Lamp, Plant, Low Oil Pressure, High Water Temperature, Overspeed			
322-0069	4	Holder, Lamp			
323-0052	2	Socket, 8 Contact - Octal Type			
307-0655	3	Relay, Emergency Latching			
320-0259	1	Relay, Cranking Limiter			
301-2125	1	Panel, Control - Lower			
332-0795	1	Block, Terminal - 16 Place			
332-0862	1	Strip, Marker (For 16 Place Block)			
307-0734	1	Relay, Cycle Cranker - 5 Second			
353-0015	1	Resistor, 3.5 Ohm - 10 Watt			
307-0696	1	Relay, 10 Second			
301-2308	1	Panel, Control - Upper			

SPECIAL PARTS LIST FOR MODEL 15.0RJC-3R SPEC 15539AA  
 FOR STANDARD PARTS REFER TO CATALOG 974-0220 KEY NO. 2  
 (PARTS CATALOG ALSO CONTAINS COMPONENTS FOR MAJOR OPTIONAL FEATURES LISTED BELOW)  
 WIRING DIAGRAM NO. (ENG) 612-2717-01 (AC) 612-4815-0

PART NO.	QTY.	DESCRIPTION	PART NO.	QTY.	DESCRIPTION
Housed Model Muffler Mounted On Housing LPG Liquid Carburetor Water Jacket Heater Oil Base Heater Overspeed Cut Off					
301-2288	1	Panel, Control - Upper			
155-0360	1	Muffler, Critical Type			
155-0927	1	Tube, Exhaust			
140-0078	2	Bands, Muffler - Mounted On Housing			
405-1889	1	Shield, Rain			
505-0043	2	Elbow, 90° (1½")			

SPECIAL PARTS LIST FOR **MODEL** 15.0RJC-4R **SPEC** 15541AA  
**FOR STANDARD PARTS REFER TO CATALOG** 974-0220 **KEY NO.** 4  
(PARTS CATALOG ALSO CONTAINS COMPONENTS FOR MAJOR OPTIONAL FEATURES LISTED BELOW)  
**WIRING DIAGRAM NO.** (ENG) 612-2940-01(AC) 612-4816-02

PART NO.	QTY.	DESCRIPTION	PART NO.	QTY.	DESCRIPTION
City Water Cooled					
Water Cooled Manifold					
Heat Exchanger					
Natural Gas Carburetor					
High Compression Pistons					
Overspeed Cut Off					
Low Oil Pressure Cut Off					
High Water Temperature Cut Off					
Overcrank Cut Off					
502-0257	1	Tee, Brass - Exhaust Manifold (3/8" Pipe)			
517-0059	1	Plug, Expansion - Exhaust Manifold (1-7/16" OD)			
503-0478	1	Hose, Water Inlet - 9" Lg.			
520-0798	4	Stud, Generator Through			
520-0790	1	Stud, Rotor Through			
301-2204	1	Panel, Control - Upper			
307-0655	3	Latch, Relay - Emergency Stop & Alarm, Low Oil Pressure, High Water Temperature, & Overspeed			
301-2125	1	Panel, Control - Lower			
322-0004	4	Lamp, Plant, Low Oil Pressure, High Water Temperature, Overspeed			
322-0069	4	Holder, Lamp			
332-0795	1	Block, Terminal - Engine			
332-0862	1	Strip, Marker			
323-0052	2	Socket, 8 Contact - Octal Type			
307-0734	1	Cycle Cranker, 5 Second Relay			
307-0696	1	Relay, 10 Second			
353-0015	1	Resistor, 3.5 Ohm, 10 Watt			

SPECIAL PARTS LIST FOR **MODEL** 12.5RJC-18R **SPEC** 15575AA  
 FOR STANDARD PARTS REFER TO **CATALOG** 974-0220 **KEY NO.** 3  
 (PARTS CATALOG ALSO CONTAINS COMPONENTS FOR MAJOR OPTIONAL FEATURES LISTED BELOW)  
**WIRING DIAGRAM NO.** (ENG) 612-4209-01 (AC) 612-4814-02

PART NO.	QTY.	DESCRIPTION	PART NO.	QTY.	DESCRIPTION
		City Water Cooled Water Cooled Manifold Heat Exchanger Natural Gas Carburetor Overspeed Cut Off Low Oil Pressure Cut Off High Water Temperature Cut Off Overcrank Cut Off			
517-0059	1	Plug, Expansion (1-7/16" OD)			
130-0813	1	Line, Water			
502-0257	1	Tee, Brass - Exhaust Manifold (3/8" Pipe)			
503-0478	1	Hose, Water Inlet, 9" Lg.			
301-2125	1	Panel, Control - Lower			
322-0004	4	Lamp, Low Oil Pressure, High Water Temperature, Overspeed, Plant			
322-0069	4	Holder, Lamp			
320-0259	1	Relay, Cranking Limiter			
307-0655	3	Relay, Low Oil Pressure, High Water Temperature, Overspeed			
332-0795	1	Block, Terminal - 16 Place			
332-0862	1	Strip, Marker - For 16 Place Block			
307-1077	1	Relay, Time Delay Start - 3 Second			
323-0052	1	Socket, 8 Contact - Octal Type			
332-0943	2	Spacers			
301-2019	1	Panel, Control - Upper			

SPECIAL PARTS LIST FOR **MODEL** 15.0RJC-3R **SPEC** 15653AA  
 FOR STANDARD PARTS REFER TO **CATALOG** 974-0220 **KEY NO.** 2  
 (PARTS CATALOG ALSO CONTAINS COMPONENTS FOR MAJOR OPTIONAL FEATURES LISTED BELOW)  
**WIRING DIAGRAM NO.** (ENG)612-2717-01(AC)612-4815-12

PART NO.	QTY.	DESCRIPTION	PART NO.	QTY.	DESCRIPTION
Housed Model LPG Vapor Carburetor Water Jacket Heater Oil Base Heater					
301-2288	1	Panel, Control - Upper			
303-0201	1	Rheostat Assembly - Voltage Adjustable			

SPECIAL PARTS LIST FOR **MODEL** 15.0RJC-4XR **SPEC** 15712AA  
 FOR STANDARD PARTS REFER TO **CATALOG** 974-0220 **KEY NO.** 2  
 (PARTS CATALOG ALSO CONTAINS COMPONENTS FOR MAJOR OPTIONAL FEATURES LISTED BELOW)  
**WIRING DIAGRAM NO.** (ENG)612-2718-01(AC)612-4817-11

PART NO.	QTY.	DESCRIPTION	PART NO.	QTY.	DESCRIPTION
Housed Unit					
Natural Gas Carburetor					
High Compression Pistons					
Overspeed Cut Off					
Low Oil Pressure Cut Off					
High Water Temperature Cut Off					
Overcrank Cut Off					
520-0798	4	Stud, Generator Through			
520-0790	1	Stud, Rotor Through			
301-2308	1	Panel, Control - Upper			
303-0201	1	Rheostat Assembly - Adjustable			
301-2125	1	Panel, Control - Lower			
307-0655	3	Relay, Low Oil Pressure, High Water Temperature, & Overspeed Shutdown			
322-0004	4	Lamp, Panel, Plant, Low Oil Pressure, High Water Temperature, & Overspeed			
322-0069	4	Holder, Lamp			
332-0795	1	Block, Terminal - Engine			
332-0862	1	Strip, Marker			



SPECIAL PARTS LIST FOR MODEL 15.0RJC-4XR SPEC 15727AA  
 FOR STANDARD PARTS REFER TO CATALOG 974-0220 KEY NO. 2  
 (PARTS CATALOG ALSO CONTAINS COMPONENTS FOR MAJOR OPTIONAL FEATURES LISTED BELOW)  
 WIRING DIAGRAM NO. (ENG)612-4989-01(AC)612-4817-05

PART NO.	QTY.	DESCRIPTION	PART NO.	QTY.	DESCRIPTION
Housed Unit					
Mounted Fuel Tank					
Water Jacket Heater					
Oil Base Heater					
Overspeed Cut Off					
Low Oil Pressure Cut Off - Dual Senders					
High Water Temperature Cut Off - Dual Senders					
Overcrank Cut Off					
520-0798	4	Stud, Generator Through			
520-0790	1	Stud, Rotor Through			
301-2308	1	Panel, Control - Upper			
301-2125	1	Panel, Control - Lower			
307-0848	1	Relay, Oil Pressure - To 15 Seconds			
322-0004	4	Lamp, Plant, Low Oil Pressure, High Water Temperature, Overspeed			
322-0069	4	Holder, Lamp			
307-0655	3	Relay, Low Oil Pressure, High Water Temperature, Overspeed			
307-0819	3	Relay, Low Oil Pressure, High Water Temperature, & Low Engine Temperature			
323-0052	3	Socket, 8 Contact - Octal Type			
332-0943	2	Spacer, Relay Socket (3/8" OD)			
307-0778	3	Spring, Hold-Down			
332-1005	1	Block, Terminal (20 Place)			
332-1006	1	Strip, Marker - For 20 Place Block			
301-3241	1	Bracket, Relay Mounting			
301-2393	1	Bracket, Relay Mounting			
307-1143	1	Relay, Generating			
323-0760	1	Socket, Relay			
332-0612	1	Strip, Marker (3 Place)			
307-1157	1	Spring, Hold-Down			
501-0005	1	Line, Flex - 18½" Lg.			

SPECIAL PARTS LIST FOR MODEL 12.5RJC-4R31 SPEC 15736AA  
 FOR STANDARD PARTS REFER TO CATALOG 974-0220 KEY NO. 3  
 (PARTS CATALOG ALSO CONTAINS COMPONENTS FOR MAJOR OPTIONAL FEATURES LISTED BELOW)  
 WIRING DIAGRAM NO. (ENG) 612-4874-01 (AC) 612-4816-01

PART NO.	QTY.	DESCRIPTION	PART NO.	QTY.	DESCRIPTION
Note: Pennsylvania Approved City Water Cooled Water Cooled Manifold Water Jacket Heater Overspeed Cut Off Natural Gas Carburetor Low Oil Pressure Cut Off - Dual Senders High Water Temperature Cut Off - Dual Senders Overcrank Cut Off High Compression Pistons Oil Base Heater					
309-0179	1	Thermostat			
502-0058	1	Tee, Restricted Front - Cylinder Head			
517-0059	1	Plug, Expansion (1-7/16" OD)			
503-0478	1	Hose, Water Inlet, 9" Lg.			
301-2204	1	Panel, Control - Upper			
320-0259	1	Relay, Cranking Limiter			
301-2125	1	Panel, Control - Lower			
307-0848	1	Relay, Oil Pressure - To 15 Seconds			
322-0004	4	Lamp, Plant, Low Oil Pressure High Water Temperature, Overspeed			
322-0069	4	Holder, Lamp			
307-0655	3	Relay, Low Oil Pressure, High Water Temperature, Overspeed			
332-0943	4	Spacer, Relay Socket			
307-0778	2	Spring, Hold-Down			
332-1005	1	Block, Terminal (20 Place)			
332-1006	1	Strip, Marker - For 20 Place Block			
307-0819	2	Relay, Low Oil Pressure & High Water Temperature			
323-0052	2	Socket, 8 Contact - Octal Type			
308-0005	1	Switch, Selector			
301-3252	1	Bracket, Relay Mounting			
149-0558	1	Strainer, Regulator			
307-0829	1	Kit, Coil Replacement			
416-0325	1	Hydrometer, 3 Color Scale - Battery Tester			
307-0833	1	Valve, Solenoid - Electric			
504-0019	1	Valve, Lock Shield - Manual			

SPECIAL PARTS LIST FOR MODEL 15.0RJC-18R SPEC 15740AA  
 FOR STANDARD PARTS REFER TO CATALOG 974-0220 KEY NO. 2  
 (PARTS CATALOG ALSO CONTAINS COMPONENTS FOR MAJOR OPTIONAL FEATURES LISTED BELOW)  
 WIRING DIAGRAM NO. (ENG) 612-2718-01 (AC) 612-4814-02

PART NO.	QTY.	DESCRIPTION	PART NO.	QTY.	DESCRIPTION
Gas - Gasoline Carburetor					
Water Jacket Heater					
Oil Base Heater					
Overspeed Cut Off					
Low Oil Pressure Cut Off					
High Water Temperature Cut Off					
Overcrank Cut Off					
332-0941	1	Tie, Cable - Solenoid Coil Assembly			
520-0798	4	Stud, Generator Through			
520-0790	1	Stud, Rotor Through			
301-2019	1	Panel, Control - Upper			
301-2125	1	Panel, Control - Lower			
322-0004	4	Lamp, Plant, Low Oil Pressure High Water Temperature, Overspeed			
322-0069	4	Holder, Lamp			
307-0655	3	Relay, Emergency Latching			
332-0862	1	Strip, Marker - For 16 Place Block			
332-0795	1	Block, Terminal (16 Place)			

SPECIAL PARTS LIST FOR MODEL 15.0RJC-4R SPEC 15748AA  
 FOR STANDARD PARTS REFER TO CATALOG 974-0220 KEY NO. 4  
 (PARTS CATALOG ALSO CONTAINS COMPONENTS FOR MAJOR OPTIONAL FEATURES LISTED BELOW)  
 WIRING DIAGRAM NO. (ENG)612-4134-01(AC)612-4816-02

PART NO.	QTY.	DESCRIPTION	PART NO.	QTY.	DESCRIPTION
City Water Cooled					
Water Cooled Manifold					
Natural Gas Carburetor					
High Compression Pistons					
Skid Base Assembly					
517-0059	1	Plug, Expansion - Exhaust Manifold (1-7/16" OD)			
503-0478	1	Hose, Water Inlet - 9" Lg.			
505-0376	1	Elbow, 45° (3/8")			
520-0798	4	Stud, Generator Through			
520-0790	1	Stud, Rotor Through			
301-2204	1	Panel, Control - Upper			
307-1077	1	Relay, Time Delay - 3 Second			
323-0052	1	Socket, 8 Contact - Octal Type			

SPECIAL PARTS LIST FOR MODEL 15.0RJC-4XR SPEC 15748AA  
 FOR STANDARD PARTS REFER TO CATALOG 974-0220 KEY NO. 4  
 (PARTS CATALOG ALSO CONTAINS COMPONENTS FOR MAJOR OPTIONAL FEATURES LISTED BELOW)  
 WIRING DIAGRAM NO. (ENG) 612-4134-01 (AC) 612-4817-02

PART NO.	QTY.	DESCRIPTION	PART NO.	QTY.	DESCRIPTION
City Water Cooled Water Cooled Manifold Natural Gas Carburetor High Compression Pistons Skid & Battery Rack					
517-0059	1	Plug, Expansion (1-7/16" OD)			
503-0478	1	Hose, Water Inlet - 9" Lg.			
520-0798	4	Stud, Generator Through			
520-0790	1	Stud, Rotor Through			
301-2308	1	Panel, Control - Upper			
307-1077	1	Relay, Time Delay - 3 Second			
323-0052	1	Socket, 8 Contact - Octal Type			
416-0522	1	Plate, Battery Mounting			

SPECIAL PARTS LIST FOR MODEL 15.0RJC-4XR SPEC 15754AA  
 FOR STANDARD PARTS REFER TO CATALOG 974-0220 KEY NO. 4  
 (PARTS CATALOG ALSO CONTAINS COMPONENTS FOR MAJOR OPTIONAL FEATURES LISTED BELOW)  
 WIRING DIAGRAM NO. (ENG)612-2865-01(AC)612-4817-02

PART NO.	QTY.	DESCRIPTION	PART NO.	QTY.	DESCRIPTION
City Water Cooled Water Cooled Manifold Heat Exchanger LPG Vapor Carburetor					
502-0257	1	Tee, Brass - Exhaust Manifold (3/8" Pipe)			
517-0059	1	Plug, Expansion - Exhaust Manifold (1-7/16" OD)			
503-0478	1	Hose, Water Inlet - 9" Lg.			
520-0798	4	Stud, Generator Through			
520-0790	1	Stud, Rotor Through			
301-2308	1	Panel, Control - Upper			
307-0734	1	Relay, Cycle Cranker - 5 Second			
307-0696	1	Relay, 10 Second			
323-0052	2	Socket, 8 Contact - Octal Type			
353-0015	1	Resistor, 3.5 Ohm - 10 Watt			

SPECIAL PARTS LIST FOR MODEL 15.0RJC-3CR SPEC 15763AA  
 FOR STANDARD PARTS REFER TO CATALOG 974-0220 KEY NO. 4  
 (PARTS CATALOG ALSO CONTAINS COMPONENTS FOR MAJOR OPTIONAL FEATURES LISTED BELOW)  
 WIRING DIAGRAM NO. (ENG) 612-2718-01(AC) 612-4814-01

PART NO.	QTY.	DESCRIPTION	PART NO.	QTY.	DESCRIPTION
City Water Cooled					
Water Cooled Manifold					
Heat Exchanger					
Natural Gas Carburetor					
High Compression Pistons					
Overspeed Cut Off					
Low Oil Pressure Cut Off					
High Water Temperature Cut Off					
Overcrank Cut Off					
130-0813	1	Line, Water			
502-0257	1	Tee, Brass - Exhaust			
		Manifold (3/8" Pipe)			
517-0059	1	Plug, Expansion (1-7/16" OD)			
503-0478	1	Hose, Water Inlet, 9" Lg.			
301-2019	1	Panel, Control - Upper			
301-2125	1	Panel, Control - Lower			
322-0004	4	Lamp, Low Oil Pressure,			
		High Water Temperature,			
		Overspeed, Plant			
322-0069	4	Holder, Lamp			
320-0259	1	Relay, Cranking Limiter			
307-0655	3	Relay, Low Oil Pressure,			
		High Water Temperature,			
		Overspeed			
332-0795	1	Block, Engine Terminal			
332-0862	1	Strip, Marker			

SPECIAL PARTS LIST FOR MODEL 12.5RJC-4R SPEC 15778AA  
 FOR STANDARD PARTS REFER TO CATALOG 974-0220 KEY NO. 1  
 (PARTS CATALOG ALSO CONTAINS COMPONENTS FOR MAJOR OPTIONAL FEATURES LISTED BELOW)  
 WIRING DIAGRAM NO. (ENG) 612-2718-01(AC) 612-4816-16

PART NO.	QTY.	DESCRIPTION	PART NO.	QTY.	DESCRIPTION
Housed Model Natural Gas Carburetor Muffler Mounted On Housing Water Jacket Heater Overspeed Cut Off Low Oil Pressure Cut Off High Water Temperature Cut Off Overcrank Cut Off Oil Base Heater					
322-0069	4	Holder, Lamp			
322-0004	4	Lamp, Plant, Low Oil Pressure, High Water Temperature, Overspeed			
301-2204	1	Panel, Control - Upper			
320-0259	1	Relay, Cranking Limiter			
332-0795	1	Block, Terminal (16 Place)			
332-0862	1	Strip, Marker - For 16 Place Block			
303-0201	1	Rheostat Assembly - Adjustable			
307-0655	3	Relay, Emergency Latching			
301-2125	1	Panel, Control - Lower			
155-0360	1	Muffler, Critical Type			
155-0927	1	Tube, Exhaust			
140-0078	2	Bands, Muffler - Mounted On Housing			
405-1889	1	Shield, Rain			
505-0043	2	Elbow, 90° (1½")			



SPECIAL PARTS LIST FOR MODEL 15.0RJC-4R SPEC 15779AA  
 FOR STANDARD PARTS REFER TO CATALOG 974-0220 KEY NO. 2  
 (PARTS CATALOG ALSO CONTAINS COMPONENTS FOR MAJOR OPTIONAL FEATURES LISTED BELOW)

WIRING DIAGRAM NO. (ENG) 612-2718-01 (AC) 612-4816-12

PART NO.	QTY.	DESCRIPTION	PART NO.	QTY.	DESCRIPTION
Natural Gas Carburetor High Compression Pistons Overspeed Cut Off Low Oil Pressure Cut Off High Water Temperature Cut Off Overcrank Cut Off					
520-0798	4	Stud, Generator Through			
520-0790	1	Stud, Rotor Through			
301-2204	1	Panel, Control - Upper			
303-0201	1	Rheostat Assembly - Adjustable			
307-0655	3	Latch, Relay - Emergency Stop & Alarm, Low Oil Pressure, High Water Temperature, & Overspeed			
301-2125	1	Panel, Control - Lower			
322-0004	4	Lamp, Plant, Low Oil Pressure, High Water Temperature, Overspeed			
322-0069	4	Holder, Lamp			
332-0795	1	Block, Terminal - Engine			
332-0862	1	Strip, Marker			

SPECIAL PARTS LIST FOR MODEL 15.0RJC-4XR SPEC 15779AA  
 FOR STANDARD PARTS REFER TO CATALOG 974-0220 KEY NO. 2  
 (PARTS CATALOG ALSO CONTAINS COMPONENTS FOR MAJOR OPTIONAL FEATURES LISTED BELOW)  
 WIRING DIAGRAM NO. (ENG)612-2718-01(AC)612-4817-08

PART NO.	QTY.	DESCRIPTION	PART NO.	QTY.	DESCRIPTION
		Natural Gas Carburetor			
		High Compression Pistons			
		Overspeed Cut Off			
		Low Oil Pressure Cut Off			
		High Water Temperature Cut Off			
		Overcrank Cut Off			
520-0798	4	Stud, Generator Through			
520-0790	1	Stud, Rotor Through			
301-2308	1	Panel, Control - Upper			
303-0201	1	Rheostat Assembly - Adjustable			
301-2125	1	Panel, Control - Lower			
307-0655	3	Relay, Low Oil Pressure, High Water Temperature, & Overspeed Shutdown			
322-0004	4	Lamp, Panel, Plant, Low Oil Pressure, High Water Temperature, & Overspeed			
322-0069	4	Holder, Lamp			
332-0795	1	Block, Terminal - Engine			
332-0862	1	Strip, Marker			

SPECIAL PARTS LIST FOR MODEL 12.5RJC-3R SPEC 15781AA  
 FOR STANDARD PARTS REFER TO CATALOG 974-0220 KEY NO. 1  
 (PARTS CATALOG ALSO CONTAINS COMPONENTS FOR MAJOR OPTIONAL FEATURES LISTED BELOW)  
 WIRING DIAGRAM NO. (ENG) 612-4857-01 (AC) 612-4815-01

PART NO.	QTY.	DESCRIPTION	PART NO.	QTY.	DESCRIPTION
Gas - Gasoline Carburetor					
Overspeed Cut Off					
Low Oil Pressure Cut Off					
High Water Temperature Cut Off					
Overcrank Cut Off					
504-0007	1	Cock, Shutoff - Fuel Pump			
502-0020	1	Elbow, Street Pipe - Fuel Pump			
332-0941	1	Tie, Cable - Solenoid Coil Assembly			
301-2288	1	Panel, Control - Upper			
307-0655	3	Relay, Emergency Latching			
320-0259	1	Relay, Cranking Limiter			
301-2125	1	Panel, Control - Lower			
322-0004	4	Lamp, Plant, Low Oil Pressure			
		High Water Temperature,			
		Overspeed			
322-0069	4	Holder, Lamp			
301-3241	1	Bracket, Relay Mounting			
323-0052	3	Socket, 8 Contact - Octal Type			
307-1157	1	Spring, Relay Hold Down			
307-0819	3	Relay, Low Oil Pressure,			
		High Water Temperature,			
		Low Engine Temperature			
307-1143	1	Relay, Generating			
323-0760	1	Socket, Relay			
332-0943	2	Spacer, Relay Socket (3/8" OD)			
307-0778	3	Spring, Hold Down			
332-1005	1	Block, Terminal (20 Place)			
332-1006	1	Strip, Marker - For 20 Place Block			

SPECIAL PARTS LIST FOR **MODEL** 12.5RJC-4R131 **SPEC** 15785AA  
 FOR STANDARD PARTS REFER TO **CATALOG** 974-0220 **KEY NO.** 1  
 (PARTS CATALOG ALSO CONTAINS COMPONENTS FOR MAJOR OPTIONAL FEATURES LISTED BELOW)  
**WIRING DIAGRAM NO.** (ENG) 612-4912-01(AC) 612-4816-01

PART NO.	QTY.	DESCRIPTION	PART NO.	QTY.	DESCRIPTION
Note: Pennsylvania Approved LPG Vapor Carburetor Overspeed Cut off Low Oil Pressure Cut Off - Dual Senders High Water Temperature Cut Off - Dual Senders Overcrank Cut Off			149-0558	1	Strainer, Regulator
			307-0829	1	Kit, Coil Replacement
			416-0325	1	Hydrometer, 3 Color Sca Battery Tester
502-0058	1	Tee, Oil Filter Adapter			
301-2204	1	Panel, Control - Upper			
320-0259	1	Relay, Cranking Limiter			
301-2125	1	Panel, Control - Lower			
307-0848	1	Relay, Oil Pressure - To 15 Seconds			
322-0004	4	Lamp, Plant, Low Oil Pressure, High Water Temperature, Overspeed			
322-0069	4	Holder, Lamp			
307-0655	3	Relay, Low Oil Pressure, High Water Temperature, Overspeed			
332-0943	4	Spacer, Relay Socket			
307-0778	2	Spring, Hold Down			
332-1005	1	Block, Terminal - 20 Place			
332-1006	1	Strip, Marker (For 20 Place Block)			
307-0819	1	Relay, Low Engine Temperature			
307-0819	2	Relay, Low Oil Pressure & High Water Temperature			
323-0052	3	Socket, 8 Contact - Octal Type			
308-0005	1	Switch, Selector			
301-3252	1	Bracket, Relay Mounting			
307-1143	1	Relay, Generating			
323-0760	1	Socket, Relay			
332-0612	1	Strip, Marker (Use With 3 Place Terminal Block)			

SPECIAL PARTS LIST FOR MODEL 15.ORJC-4R131 SPEC 15785AA  
 FOR STANDARD PARTS REFER TO CATALOG 974-0220 KEY NO. 2  
 (PARTS CATALOG ALSO CONTAINS COMPONENTS FOR MAJOR OPTIONAL FEATURES LISTED BELOW)  
 WIRING DIAGRAM NO. (ENG) 612-4912-01 (AC) 612-4816-02

PART NO.	QTY.	DESCRIPTION	PART NO.	QTY.	DESCRIPTION
Note: Pennsylvania Approved LPG Vapor Carburetor Overspeed Cut Off Low Oil Pressure Cut Off - Dual Senders High Water Temperature Cut Off - Dual Senders Overcrank Cut Off					
520-0798	4	Stud, Generator Through			
520-0790	1	Stud, Rotor Through			
301-2204	1	Panel, Control - Upper			
320-0259	1	Relay, Cranking Limiter			
301-2125	1	Panel, Control - Lower			
307-0848	1	Relay, Oil Pressure - To 15 Seconds			
322-0004	4	Lamp, Plant, Low Oil Pressure High Water Temperature, Overspeed			
322-0069	4	Holder, Lamp			
307-0655	3	Relay, Low Oil Pressure, High Water Temperature, & Overspeed			
332-0943	4	Spacer, Relay Socket			
307-0778	2	Spring, Hold Down			
332-1005	1	Block, Terminal (20 Place)			
332-1006	1	Strip, Marker - For 20 Place Block			
307-0819	1	Relay, Low Engine Temperature			
307-0819	2	Relay, Low Oil Pressure & High Water Temperature			
323-0052	3	Socket, 8 Contact - Octal Type			
308-0005	1	Switch, Selector			
301-3252	1	Bracket, Relay Mounting			
307-1143	1	Relay, Generating			
323-0760	1	Socket, Relay			
332-0612	1	Strip, Marker (Use With 3 Place Terminal Block)			
149-0558	1	Strainer, Regulator			
307-0829	1	Kit, Coil Replacement			
416-0325	1	Hydrometer, 3 Color Scale - Battery Tester			

SPECIAL PARTS LIST FOR MODEL 15.0RJC-4XR131 SPEC 15785AA  
 FOR STANDARD PARTS REFER TO CATALOG 974-0220 KEY NO. 2  
 (PARTS CATALOG ALSO CONTAINS COMPONENTS FOR MAJOR OPTIONAL FEATURES LISTED BELOW)

WIRING DIAGRAM NO. (ENG)612-4912-01(AC)612-4817-02

PART NO.	QTY.	DESCRIPTION	PART NO.	QTY.	DESCRIPTION
Note: Pennsylvania Approved LPG Vapor Carburetor Overspeed Cut Off Low Oil Pressure Cut Off - Dual Senders High Water Temperature Cut Off - Dual Senders Overcrank Cut Off					
520-0798	4	Stud, Generator Through			
520-0790	1	Stud, Rotor Through			
301-2308	1	Panel, Control - Upper			
301-2125	1	Panel, Control - Lower			
307-0848	1	Relay, Oil Pressure - To 15 Seconds			
322-0004	4	Lamp, Plant, Low Oil Pressure High Water Temperature, Overspeed			
322-0069	4	Holder, Lamp			
307-0655	3	Relay, Low Oil Pressure, High Water Temperature, Overspeed			
307-0819	3	Relay, Low Oil Pressure, & Low Engine Temperature, High Water Temperature			
323-0052	3	Socket, 8 Contact - Octal Type			
308-0005	1	Switch, Selector			
301-3252	1	Bracket, Relay Mounting			
332-0943	4	Spacer, Relay Socket (3/8" OD)			
307-0778	3	Spring, Hold-Down			
332-1005	1	Block, Terminal (20 Place)			
332-1006	1	Strip, Marker - For 20 Place Block			
332-0612	1	Strip, Marker			
323-0760	1	Socket, Relay			
307-1143	1	Relay, Generating			
149-0558	1	Strainer, Regulator			
307-0829	1	Kit, Coil Replacement			
416-0325	1	Hydrometer, 3 Color Scale - Battery Tester			

SPECIAL PARTS LIST FOR MODEL 15.0RJC-4XR131 SPEC 15785AB  
 FOR STANDARD PARTS REFER TO CATALOG 974-0220 KEY NO. 2  
 (PARTS CATALOG ALSO CONTAINS COMPONENTS FOR MAJOR OPTIONAL FEATURES LISTED BELOW)  
 WIRING DIAGRAM NO. (ENG) 612-5497-02(AC) 612-5501-02

PART NO.	QTY.	DESCRIPTION	PART NO.	QTY.	DESCRIPTION
Note: Pennsylvania Approved LPG Vapor Carburetor Overspeed Cut Off Low Oil Pressure Cut Off - Dual Senders High Water Temperature Cut Off - Dual Senders Overcrank Cut Off					
520-0798	4	Stud, Generator Through			
520-0790	1	Stud, Rotor Through			
301-2308	1	Panel, Control - Upper			
301-2125	1	Panel, Control - Lower			
307-0655	3	Relay, Low Oil Pressure, High Water Temperature, & Overspeed Shutdown			
322-0004	4	Lamp, Panel, Plant, Low Oil Pressure, High Water Temperature, & Overspeed			
322-0069	4	Holder, Lamp			
307-0819	3	Relay, Low Oil Pressure, High Water Temperature, & Low Engine Temperature			
307-0848	1	Relay, Oil Pressure - To 15 Seconds			
323-0052	3	Socket, 8 Contact - Octal Type			
308-0005	1	Switch, Selector			
307-1157	1	Spring, Relay Hold-Down			
307-1143	1	Relay, Generating			
323-0760	1	Socket, Relay			
332-0943	2	Spacer, Relay Socket			
307-0778	3	Spring, Hold-Down			
332-1005	1	Block, Terminal (20 Place)			
332-1006	1	Strip, Marker - For 20 Place Block			
307-0914	1	Relay, Starter Pilot			
301-3241	1	Bracket, Relay Mounting			
301-2393	1	Bracket, Relay Mounting			
149-0558	1	Strainer, Regulator			
307-0829	1	Kit, Coil Replacement			
416-0325	1	Hydrometer, 3 Color Scale - Battery Tester			

SPECIAL PARTS LIST FOR MODEL 15.0RJC-18R SPEC 15814AA  
 FOR STANDARD PARTS REFER TO CATALOG 974-0220 KEY NO. 2  
 (PARTS CATALOG ALSO CONTAINS COMPONENTS FOR MAJOR OPTIONAL FEATURES LISTED BELOW)  
 WIRING DIAGRAM NO. (ENG) 612-2718-01(AC) 612-4814-04

PART NO.	QTY.	DESCRIPTION	PART NO.	QTY.	DESCRIPTION
Housed Unit					
Muffler Mounted On Housing					
Low Oil Pressure Cut Off					
High Water Temperature Cut Off					
Overspeed Cut Off					
Overcrank Cut Off					
520-0798	4	Stud, Generator Through			
520-0790	1	Stud, Rotor Through			
301-2019	1	Panel, Control - Upper			
301-2125	1	Panel, Control - Lower			
322-0004	4	Lamp, Plant, Low Oil Pressure			
		High Water Temperature,			
		Overspeed			
322-0069	4	Holder, Lamp			
307-0655	3	Relay, Low Oil Pressure,			
		High Water Temperature,			
		Overspeed			
332-0862	1	Strip, Marker			
332-0795	1	Block, Terminal - Engine			
155-0360	1	Muffler, Critical Type			
155-0927	1	Tube, Exhaust			
140-0078	2	Bands, Muffler - Mounted On			
		Housing			
405-1889	1	Shield, Rain			
505-0043	2	Elbow, 90° (1½")			



SPECIAL PARTS LIST FOR MODEL 12.5RJC-18R SPEC 15843AA  
 FOR STANDARD PARTS REFER TO CATALOG 974-0220 KEY NO. 1  
 (PARTS CATALOG ALSO CONTAINS COMPONENTS FOR MAJOR OPTIONAL FEATURES LISTED BELOW)  
 WIRING DIAGRAM NO. (ENG)612-2717-01(AC)612-4814-04

PART NO.	QTY.	DESCRIPTION	PART NO.	QTY.	DESCRIPTION
Housed Model					
Muffler Mounted On Housing					
Water Jacket Heater					
Oil Base Heater					
301-2019	1	Panel, Control - Upper			
155-0360	1	Muffler, Critical Type			
155-0927	1	Tube, Exhaust			
140-0078	2	Bands, Muffler - Mounted On Housing			
405-1889	1	Shield, Rain			
505-0043	2	Elbow, 90° (1½")			

SPECIAL PARTS LIST FOR MODEL 15.0RJC-4R SPEC 15860AA  
 FOR STANDARD PARTS REFER TO CATALOG 974-0220 KEY NO. 2  
 (PARTS CATALOG ALSO CONTAINS COMPONENTS FOR MAJOR OPTIONAL FEATURES LISTED BELOW)  
 WIRING DIAGRAM NO. (ENG)612-2718-01(AC)612-4816-12

PART NO.	QTY.	DESCRIPTION	PART NO.	QTY.	DESCRIPTION
Natural Gas Carburetor High Compression Pistons Overspeed Cut Off Low Oil Pressure Cut Off High Water Temperature Cut Off Overcrank Cut Off					
520-0798	4	Stud, Generator Through			
520-0790	1	Stud, Rotor Through			
301-2204	1	Panel, Control - Upper			
303-0201	1	Rheostat Assembly - Adjustable			
307-0655	3	Latch, Relay - Emergency Stop & Alarm, Low Oil Pressure, High Water Temperature & Overspeed			
301-2125	1	Panel, Control - Lower			
322-0004	4	Lamp, Plant, Low Oil Pressure, High Water Temperature, Overspeed			
322-0069	4	Holder, Lamp			
332-0795	1	Block, Terminal - Engine			
332-0862	1	Strip, Marker			

SPECIAL PARTS LIST FOR **MODEL** 15.0RJC-4XR **SPEC** 15860AA  
**FOR STANDARD PARTS REFER TO CATALOG** 974-0220 **KEY NO.** 2  
(PARTS CATALOG ALSO CONTAINS COMPONENTS FOR MAJOR OPTIONAL FEATURES LISTED BELOW)  
**WIRING DIAGRAM NO.** (ENG) 612-2718-01 (AC) 612-4817-08

PART NO.	QTY.	DESCRIPTION	PART NO.	QTY.	DESCRIPTION
Natural Gas Carburetor					
High Compression Pistons					
Overspeed Cut Off					
Low Oil Pressure Cut Off					
High Water Temperature Cut Off					
Overcrank Cut Off					
520-0798	4	Stud, Generator Through			
520-0790	1	Stud, Rotor Through			
301-2308	1	Panel, Control - Upper			
303-0201	1	Rheostat Assembly - Adjustable			
301-2125	1	Panel, Control - Lower			
307-0655	3	Relay, Low Oil Pressure, High Water Temperature, & Overspeed Shutdown			
322-0004	4	Lamp, Panel, Plant, Low Oil Pressure, High Water Temperature, & Overspeed			
322-0069	4	Holder, Lamp			
332-0795	1	Block, Terminal - Engine			
332-0862	1	Strip, Marker			

SPECIAL PARTS LIST FOR **MODEL** 15.0RJC-4R **SPEC** 15865AA  
 FOR STANDARD PARTS REFER TO **CATALOG** 974-0220 **KEY NO.** 2  
 (PARTS CATALOG ALSO CONTAINS COMPONENTS FOR MAJOR OPTIONAL FEATURES LISTED BELOW)  
**WIRING DIAGRAM NO.** (ENG)612-2717-01(AC)612-4816-02

PART NO.	QTY.	DESCRIPTION	PART NO.	QTY.	DESCRIPTION
Natural Gas Carburetor					
High Compression Pistons					
Overspeed Cut Off					
520-0798	4	Stud, Generator Through			
520-0790	1	Stud, Rotor Through			
301-2204	1	Panel, Control - Upper			

SPECIAL PARTS LIST FOR MODEL 15.0RJC-3R SPEC 15908AA  
 FOR STANDARD PARTS REFER TO CATALOG 974-0220 KEY NO. 2  
 (PARTS CATALOG ALSO CONTAINS COMPONENTS FOR MAJOR OPTIONAL FEATURES LISTED BELOW)  
 WIRING DIAGRAM NO. (ENG) 612-2717-01 (AC) 612-4815-17

PART NO.	QTY.	DESCRIPTION	PART NO.	QTY.	DESCRIPTION
Housed Model Muffler Mounted On Housing					
301-2288	1	Panel, Control - Upper			
303-0201	1	Rheostat Assembly - Voltage Adjustable			
155-0360	1	Muffler, Critical Type			
155-0927	1	Tube, Exhaust			
140-0078	2	Bands, Muffler - Mounted On Housing			
405-1889	1	Shield, Rain			
505-0043	2	Elbow, 90° (1½")			

SPECIAL PARTS LIST FOR **MODEL** 15.0RJC-3R **SPEC** 15911AA  
 FOR STANDARD PARTS REFER TO **CATALOG** 974-0220 **KEY NO.** 2  
 (PARTS CATALOG ALSO CONTAINS COMPONENTS FOR MAJOR OPTIONAL FEATURES LISTED BELOW)  
**WIRING DIAGRAM NO.** (ENG)612-2717-01(AC)612-4815-02

PART NO.	QTY.	DESCRIPTION	PART NO.	QTY.	DESCRIPTION
LPG Vapor Carburetor					
Overspeed Cut Off					
301-2288	1	Panel, Control - Upper			

SPECIAL PARTS LIST FOR **MODEL** 12.5RJC-4XR **SPEC** 15911AB  
 FOR STANDARD PARTS REFER TO **CATALOG** 974-0220 **KEY NO.** 1  
 (PARTS CATALOG ALSO CONTAINS COMPONENTS FOR MAJOR OPTIONAL FEATURES LISTED BELOW)  
**WIRING DIAGRAM NO.** (ENG) 612-5487-01 (AC) 612-5501-01

PART NO.	QTY.	DESCRIPTION	PART NO.	QTY.	DESCRIPTION
LPG Vapor Carburetor					
Overspeed Cut Off					
301-2308	1	Panel, Control - Upper			

SPECIAL PARTS LIST FOR MODEL 15.0RJC-4XR SPEC 15911AB  
 FOR STANDARD PARTS REFER TO CATALOG 974-0220 KEY NO. 2  
 (PARTS CATALOG ALSO CONTAINS COMPONENTS FOR MAJOR OPTIONAL FEATURES LISTED BELOW)  
 WIRING DIAGRAM NO. (ENG)612-5487-01(AC)612-5501-02

PART NO.	QTY.	DESCRIPTION	PART NO.	QTY.	DESCRIPTION
LPG Vapor Carburetor					
Overspeed Cut Off					
520-0798	4	Stud, Generator Through			
520-0790	1	Stud, Rotor Through			
301-2308	1	Panel, Control - Upper			



SPECIAL PARTS LIST FOR **MODEL** 15.0RJC-3R **SPEC** 15921AA  
 FOR STANDARD PARTS REFER TO **CATALOG** 974-0220 **KEY NO.** 2  
 (PARTS CATALOG ALSO CONTAINS COMPONENTS FOR MAJOR OPTIONAL FEATURES LISTED BELOW)  
**WIRING DIAGRAM NO.** (ENG)612-2717-01(AC)612-4815-17

PART NO.	QTY.	DESCRIPTION	PART NO.	QTY.	DESCRIPTION
Housed Model					
Muffler Mounted On Housing					
LPG Liquid Carburetor					
Water Jacket Heater					
Oil Base Heater					
Overspeed Cut Off					
303-0201	1	Rheostat Assembly - Voltage Adjustable			
301-2288	1	Panel, Control - Upper			
155-0360	1	Muffler, Critical Type			
155-0927	1	Tube, Exhaust			
140-0078	2	Bands, Muffler - Mounted On Housing			
405-1889	1	Shield, Rain			
505-0043	2	Elbow, 90° (1½")			

SPECIAL PARTS LIST FOR MODEL 15.0RJC-4XR SPEC 15926AA  
 FOR STANDARD PARTS REFER TO CATALOG 974-0220 KEY NO. 2  
 (PARTS CATALOG ALSO CONTAINS COMPONENTS FOR MAJOR OPTIONAL FEATURES LISTED BELOW)

WIRING DIAGRAM NO. (ENG)612-2940-01(AC)612-4817-08

PART NO.	QTY.	DESCRIPTION	PART NO.	QTY.	DESCRIPTION
		Natural Gas Carburetor			
		High Compression Pistons			
		Low Oil Pressure Cut Off			
		High Water Temperature Cut Off			
		Overspeed Cut Off			
		Overcrank Cut Off			
520-0798	4	Stud, Generator Through			
520-0790	1	Stud, Rotor Through			
301-2308	1	Panel, Control - Upper			
303-0201	1	Rheostat Assembly - Adjustable			
301-2125	1	Panel, Control - Lower			
307-0655	3	Relay, Low Oil Pressure, High Water Temperature, & Overspeed Shutdown			
322-0004	4	Lamp, Panel, Plant, Low Oil Pressure, High Water Temperature, & Overspeed			
322-0069	4	Holder, Lamp			
307-0734	1	Relay, Cycle Cranker - 5 Second			
307-0696	1	Relay, 10 Second			
323-0052	2	Socket, 8 Contact - Octal Type			
353-0015	1	Resistor, 3.5 Ohm - 10 Watt			
332-0795	1	Block, Terminal - Engine			
332-0862	1	Strip, Marker			

SPECIAL PARTS LIST FOR **MODEL** 15.0RJJC-3R **SPEC** 15927AA  
 FOR STANDARD PARTS REFER TO **CATALOG** 974-0220 **KEY NO.** 2  
 (PARTS CATALOG ALSO CONTAINS COMPONENTS FOR MAJOR OPTIONAL FEATURES LISTED BELOW)  
**WIRING DIAGRAM NO.** (ENG)612-5085-01(AC)612-4815-02

PART NO.	QTY.	DESCRIPTION	PART NO.	QTY.	DESCRIPTION
Natural Gas Carburetor					
High Compression Pistons					
301-2288	1	Panel, Control - Upper			
301-2393	1	Bracket, Relay Mounting			
307-0696	1	Relay, Cycle Cranker - 10 Second			
307-0734	1	Relay, Cycle Cranker - 5 Second			
307-1077	1	Relay, Time Delay Starting To 3 Seconds On Energization			
323-0052	3	Socket, 8 Contact - Octal Type			
332-0943	2	Spacers			
353-0015	1	Resistor, 3.5 Ohm - 10 Watt			

SPECIAL PARTS LIST FOR MODEL 15.0RJC-3R31 SPEC 15937AA  
 FOR STANDARD PARTS REFER TO CATALOG 974-0220 KEY NO. 2  
 (PARTS CATALOG ALSO CONTAINS COMPONENTS FOR MAJOR OPTIONAL FEATURES LISTED BELOW)  
 WIRING DIAGRAM NO. (ENG) 612-5086-01 (AC) 612-4815-02

PART NO.	QTY.	DESCRIPTION	PART NO.	QTY.	DESCRIPTION
Note: Pennsylvania Approved Natural Gas Carburetor Overspeed Cut Off Low Oil Pressure Cut Off - Dual Senders High Water Temperature Cut Off - Dual Senders Overcrank Cut Off High Compression Pistons					
301-2288	1	Panel, Control - Upper			
301-2125	1	Panel, Control - Lower			
322-0004	4	Lamp, Plant, Low Oil Pressure, High Water Temperature, Overspeed			
322-0069	4	Holder, Lamp			
307-0778	3	Spring, Hold Down			
307-0848	1	Relay, Oil Pressure, To 15 Seconds			
307-0655	3	Relay, Low Oil Pressure, High Water Temperature, Overspeed			
332-0943	4	Spacer, Relay Sockets (3/8" OD X 3/16" ID)			
307-0819	3	Relay, Low Oil Pressure, High Water Temperature Alarm & Low Engine Temperature			
323-0052	4	Socket, 8 Contact - Octal Type			
301-3252	1	Bracket, Relay Mounting			
320-0259	1	Relay, Cranking Limiter			
332-1005	1	Block, Terminal - 20 Place			
332-1006	1	Strip, Marker (For 20 Place Block)			
332-0612	1	Strip, Marker (Use With 3 Place Block)			
307-1143	1	Relay, Generating			
323-0760	1	Socket, Relay			
307-1077	1	Relay, Time Delay - Starting - 3 Second			
301-3241	1	Bracket, Relay			
308-0005	1	Switch, Selector			
149-0558	1	Strainer, Natural Gas			
307-0829	1	Kit, Coil - Fuel Valve			
416-0325	1	Hydrometer, Battery - 3 Color Scale			

SPECIAL PARTS LIST FOR **MODEL** 15.0RJC-4R **SPEC** 15941AA  
 FOR STANDARD PARTS REFER TO **CATALOG** 974-0220 **KEY NO.** 2  
 (PARTS CATALOG ALSO CONTAINS COMPONENTS FOR MAJOR OPTIONAL FEATURES LISTED BELOW)  
**WIRING DIAGRAM NO.** (ENG) 612-3024-01 (AC) 612-4816-07

PART NO.	QTY.	DESCRIPTION	PART NO.	QTY.	DESCRIPTION
Housed Unit					
Natural Gas Carburetor					
High Compression Pistons					
520-0798	4	Stud, Generator Through			
520-0790	1	Stud, Rotor Through			
301-2204	1	Panel, Control - Upper			
332-0762	1	Strip, Marker			
332-0612	1	Switch, Remote - Close To Run - Open To Stop			

SPECIAL PARTS LIST FOR **MODEL** 15.0RJC-3R **SPEC** 15963AA  
 FOR STANDARD PARTS REFER TO **CATALOG** 974-0220 **KEY NO.** 2  
 (PARTS CATALOG ALSO CONTAINS COMPONENTS FOR MAJOR OPTIONAL FEATURES LISTED BELOW)  
**WIRING DIAGRAM NO.** (ENG) 612-2717-01 (AC) 612-4958-02

PART NO.	QTY.	DESCRIPTION	PART NO.	QTY.	DESCRIPTION
Natural Gas Carburetor					
High Compression Pistons					
301-2288	1	Panel, Control - Upper			
302-0809	1	Meter, Frequency - 120 Volt			

SPECIAL PARTS LIST FOR MODEL 15.0RJC-4XR SPEC 15983AA  
 FOR STANDARD PARTS REFER TO CATALOG 974-0220 KEY NO. 2  
 (PARTS CATALOG ALSO CONTAINS COMPONENTS FOR MAJOR OPTIONAL FEATURES LISTED BELOW)  
 WIRING DIAGRAM NO. (ENG) 612-2865-01(AC) 612-4817-05

PART NO.	QTY.	DESCRIPTION	PART NO.	QTY.	DESCRIPTION
Housed Unit					
Natural Gas Carburetor					
High Compression Pistons					
Muffler Mounted On Housing					
Water Jacket Heater					
Oil Base Heater					
520-0798	4	Stud, Generator Through			
520-0790	1	Stud, Rotor Through			
301-2308	1	Panel, Control - Upper			
307-0696	1	Relay, Cycle Cranker - Time Delay 10 Seconds			
307-0734	1	Relay, Cycle Cranker - Time Delay 5 Seconds			
323-0052	2	Socket, 8 Contact - Octal Type			
353-0015	1	Resistor, 3.5 Ohm, 10 Watt			
155-0360	1	Muffler, Critical Type			
155-0927	1	Tube, Exhaust			
140-0078	2	Bands, Muffler - Mounted On Housing			
405-1889	1	Shield, Rain			
505-0043	2	Elbow, 90° (1½")			

SPECIAL PARTS LIST FOR MODEL 15.0RJC-18R SPEC 15993AA  
 FOR STANDARD PARTS REFER TO CATALOG 974-0220 KEY NO. 4  
 (PARTS CATALOG ALSO CONTAINS COMPONENTS FOR MAJOR OPTIONAL FEATURES LISTED BELOW)  
 WIRING DIAGRAM NO. (ENG)612-4134-01(AC)612-4814-02

PART NO.	QTY.	DESCRIPTION	PART NO.	QTY.	DESCRIPTION
		City Water Cooled			
		Water Cooled Manifold			
		Heat Exchanger			
		Natural Gas Carburetor			
		High Compression Pistons			
502-0257	1	Tee, Brass - Exhaust Manifold (3/8" Pipe)			
517-0059	1	Plug, Expansion (1-7/16" OD)			
503-0478	1	Hose, Water Inlet - 9" Lg.			
520-0798	4	Stud, Generator Through			
520-0790	1	Stud, Rotor Through			
301-2019	1	Panel, Control - Upper			
307-1077	1	Relay, Time Delay - 3 Second			
323-0052	1	Socket, 8 Contact - Octal Type			



SPECIAL PARTS LIST FOR **MODEL** 15.0RJC-4R **SPEC** 15997AA  
 FOR STANDARD PARTS REFER TO **CATALOG** 974-0220 **KEY NO.** 2  
 (PARTS CATALOG ALSO CONTAINS COMPONENTS FOR MAJOR OPTIONAL FEATURES LISTED BELOW)  
**WIRING DIAGRAM NO.** (ENG) 612-2717-01 (AC) 612-4882-11

PART NO.	QTY.	DESCRIPTION	PART NO.	QTY.	DESCRIPTION
Housed Model					
Mounted Fuel Tank					
Overspeed Cut Off					
220-2044	1	Stator, Wound			
201-2159	1	Rotor Assembly, Wound			
520-0799	4	Stud, Generator Through			
520-0791	1	Stud, Rotor Through			
322-0044	2	Light, Signal - Neon			
302-0491	3	Ammeter, AC 0-50A - 12.5 KW			
303-0201	1	Rheostat Assembly - Adjustable			
308-0203	1	Switch, Output Phase Selector			
301-3732	1	Panel, Control - Upper			
338-0755	1	Harness, Wiring			
501-0005	1	Line, Flex - Fuel (18½" Lg.)			

SPECIAL PARTS LIST FOR MODEL 15.0RJC-4R SPEC 16026AA  
 FOR STANDARD PARTS REFER TO CATALOG 974-0220 KEY NO. 2  
 (PARTS CATALOG ALSO CONTAINS COMPONENTS FOR MAJOR OPTIONAL FEATURES LISTED BELOW)  
 WIRING DIAGRAM NO. (ENG) 612-5108-01(AC) 612-4816-02

PART NO.	QTY.	DESCRIPTION	PART NO.	QTY.	DESCRIPTION
Natural Gas Carburetor					
High Compression Pistons					
Water Jacket Heater					
Oil Base Heater					
Overspeed Cut Off					
Low Oil Pressure Cut Off - Dual Senders					
High Water Temperature Cut Off - Dual Senders					
Overcrank Cut Off					
520-0798	4	Stud, Generator Through			
520-0790	1	Stud, Rotor Through			
301-2204	1	Panel, Control - Upper			
301-2125	1	Panel, Control - Lower			
322-0004	4	Lamp, Plant, Low Oil Pressure, High Water Temperature, Overspeed			
322-0069	4	Holder, Lamp			
307-0655	3	Relay, Low Oil Pressure, High Water Temperature, Overspeed Shutdown			
332-0943	2	Spacer, Relay Socket			
307-0848	1	Relay, Oil Pressure - To 15 Seconds			
323-0052	5	Socket, 8 Contact - Octal Type			
307-0734	1	Cycle Cranker, 5 Second Relay			
307-0696	1	Relay, 10 Second			
353-0015	1	Resistor, 3.5 Ohm, 10 Watt			
332-0612	2	Strip, Marker			
307-0778	3	Spring, Hold Down			
332-1005	1	Block, Terminal (20 Place)			
332-1006	1	Strip, Marker - For 20 Place Block			
307-0819	3	Relay, Low Engine Temperature, Low Oil Pressure & High Water Temperature			
323-0760	1	Socket, Relay			
307-1143	1	Relay, Generating			
301-3241	1	Bracket, Relay Mounting			
301-2393	2	Bracket, Relay Mounting			
307-1157	1	Spring, Hold Down			

SPECIAL PARTS LIST FOR MODEL 15.0RJC-4R30 SPEC 16030AA  
 FOR STANDARD PARTS REFER TO CATALOG 974-0220 KEY NO. 2  
 (PARTS CATALOG ALSO CONTAINS COMPONENTS FOR MAJOR OPTIONAL FEATURES LISTED BELOW)

WIRING DIAGRAM NO. (ENG) 612-4912-01(AC)612-4816-02

PART NO.	QTY.	DESCRIPTION	PART NO.	QTY.	DESCRIPTION
Note: Pennsylvania Approved Day Tank Water Jacket Heater Oil Base Heater Overspeed Cut Off Low Oil Pressure Cut Off - Dual Senders High Water Temperature Cut Off - Dual Senders Overcrank Cut Off					
520-0798	4	Stud, Generator Through			
520-0790	1	Stud, Rotor Through			
301-2204	1	Panel, Control - Upper			
301-2125	1	Panel, Control - Lower			
307-0848	1	Relay, Oil Pressure - To 15 Seconds			
322-0004	4	Lamp, Plant, Low Oil Pressure High Water Temperature, Overspeed			
322-0069	4	Holder, Lamp			
307-0655	3	Relay, Low Oil Pressure, High Water Temperature, Overspeed			
332-0943	4	Spacer, Relay Socket			
307-0778	2	Spring, Hold Down			
332-1005	1	Block, Terminal (20 Place)			
332-1006	1	Strip, Marker - For 20 Place Block			
307-0819	1	Relay, Low Engine Temperature			
307-0819	2	Relay, Low Oil Pressure & High Water Temperature			
323-0052	3	Socket, 8 Contact - Octal Type			
308-0005	1	Switch, Selector			
301-3252	1	Bracket, Relay Mounting			
307-1143	1	Relay, Generating			
323-0760	1	Socket, Relay			
332-0612	1	Strip, Marker (Use With 3 Place Terminal Block)			
149-0558	1	Strainer, Regulator			
307-0829	1	Kit, Coil Replacement			
416-0325	1	Hydrometer, 3 Color Scale - Battery Tester			

SPECIAL PARTS LIST FOR MODEL 15.0RJC-4R SPEC 16035AA  
 FOR STANDARD PARTS REFER TO CATALOG 974-0220 KEY NO. 2  
 (PARTS CATALOG ALSO CONTAINS COMPCNENTS FOR MAJOR OPTIONAL FEATURES LISTED BELOW)  
 WIRING DIAGRAM NO. (ENG)612-4989-01(AC)612-4816-0

PART NO.	QTY.	DESCRIPTION	PART NO.	QTY.	DESCRIPTION
Housed Unit					
LPG Vapor Carburetor					
Muffler Mounted On Housing					
Water Jacket Heater					
Oil Base Heater					
Overspeed Cut Off					
Low Oil Pressure Cut Off - Dual Senders					
High Water Temperature Cut Off - Dual Senders					
Overcrank Cut Off					
520-0798	4	Stud, Generator Through			
520-0790	1	Stud, Rotor Through			
301-2204	1	Panel, Control - Upper			
307-0655	3	Relay, Lop, Hwt, Overspeed Shutdown			
301-2125	1	Panel, Control - Lower			
322-0004	4	Lamp, Plant, Low Oil Pressure, High Water Temperature, Overspeed			
322-0069	4	Holder, Lamp			
301-3241	1	Bracket, Relay Mounting			
301-2393	1	Bracket, Relay Mounting			
323-0052	3	Socket, 8 Contact - Octal Type			
307-0819	3	Relay, Low Engine Temperature, Lop, High Water Temperature Pre Alarm			
307-1157	1	Spring, Relay Hold Down			
307-0848	1	Relay, Oil Pressure - To 15 Seconds			
307-1143	1	Relay, Generating			
323-0760	1	Socket, Relay			
332-0943	2	Spacer, Relay Socket (3/8" OD)			
307-0778	3	Spring, Hold Down			
332-1005	1	Block, Terminal (20 Place)			
332-1006	1	Strip, Marker - For 20 Place Block			
332-0612	1	Strip, Marker			
155-0360	1	Muffler, Critical Type			
155-0927	1	Tube, Exhaust			
140-0078	2	Bands, Muffler - Mounted On Housing			
405-1889	1	Shield, Rain			
505-0043	2	Elbow, 90° (1½")			

SPECIAL PARTS LIST FOR MODEL 15.0RJC-4XR131 SPEC 16035AA  
 FOR STANDARD PARTS REFER TO CATALOG 974-0220 KEY NO. 2  
 (PARTS CATALOG ALSO CONTAINS COMPONENTS FOR MAJOR OPTIONAL FEATURES LISTED BELOW)  
 WIRING DIAGRAM NO. (ENG)612-4912-01(AC)612-4817-02

PART NO.	QTY.	DESCRIPTION	PART NO.	QTY.	DESCRIPTION
Note: Pennsylvania Approved Housed Unit LPG Vapor Carburetor Muffler Mounted On Housing Water Jacket Heater Oil Base Heater Overspeed Cut Off Low Oil Pressure Cut Off - Dual Senders High Water Temperature Cut Off - Dual Senders Overcrank Cut Off					
520-0798	4	Stud, Generator Through			
520-0790	1	Stud, Rotor Through			
301-2308	1	Panel, Control - Upper			
301-2125	1	Panel, Control - Lower			
307-0848	1	Relay, Oil Pressure - To 15 Seconds			
322-0004	4	Lamp, Plant, Low Oil Pressure, High Water Temperature, Overspeed			
322-0069	4	Holder, Lamp			
307-0655	3	Relay, Low Oil Pressure, High Water Temperature, Overspeed			
307-0819	3	Relay, Low Oil Pressure, High Water Temperature, & Low Engine Temperature			
323-0052	3	Socket, 8 Contact - Octal Type			
308-0005	1	Switch, Selector			
301-3252	1	Bracket, Relay Mounting			
332-0943	4	Spacer, Relay Socket (3/8" OD)			
307-0778	3	Spring, Hold-Down			
332-1005	1	Block, Terminal (20 Place)			
332-1006	1	Strip, Marker - For 20 Place Block			
332-0612	1	Strip, Marker			
323-0760	1	Socket, Relay			
307-1143	1	Relay, Generating			
149-0558	1	Strainer, Regulator			
307-0829	1	Kit, Coil Replacement			
416-0325	1	Hydrometer, 3 Color Scale - Battery Tester			
155-0360	1	Muffler, Critical Type			
155-0927	1	Tube, Exhaust			
140-0078	2	Bands, Muffler - Mounted On Housing			
405-1889	1	Shield, Rain			
505-0043	2	Elbow, 90° (1½")			

SPECIAL PARTS LIST FOR MODEL 15.0KJC-4R SPEC 16068AA  
 FOR STANDARD PARTS REFER TO CATALOG 974-0220 KEY NO. 2  
 (PARTS CATALOG ALSO CONTAINS COMPONENTS FOR MAJOR OPTIONAL FEATURES LISTED BELOW)  
 WIRING DIAGRAM NO. (ENG) 612-4857-01(AC) 612-4816-07

PART NO.	QTY.	DESCRIPTION	PART NO.	QTY.	DESCRIPTION
Housed Model					
Muffler Mounted On Housing					
Mounted Fuel Tank					
Water Jacket Heater					
Oil Base Heater					
Overspeed Cut Off					
Low Oil Pressure Cut Off					
High Water Temperature Cut Off					
Overcrank Cut Off					
332-1924	1	Cable, Tie - Spark Plug Leads			
520-0798	4	Stud, Generator Through			
520-0790	1	Stud, Rotor Through			
301-2204	1	Panel, Control - Upper			
307-0655	3	Relay, Lop, Hwt, Overspeed Shutdown			
301-2125	1	Panel, Control - Lower			
322-0004	4	Lamp, Plant, Low Oil Pressure, High Water Temperature, Overspeed			
322-0069	4	Holder, Lamp			
301-3241	1	Bracket, Relay Mounting			
323-0052	1	Socket, 8 Contact - Octal Type			
307-0819	1	Relay, Low Engine Temperature			
307-1157	1	Spring, Relay Hold Down			
307-1143	1	Relay, Generating			
323-0760	1	Socket, Relay			
332-0943	2	Spacer, Relay Socket (3/8" OD)			
307-0778	1	Spring, Hold Down			
332-1005	1	Block, Terminal (20 Place)			
332-1006	1	Strip, Marker - For 20 Place Block			
501-0005	1	Line, Fuel - Flex, 18½" Lg.			
155-0360	1	Muffler, Critical Type			
155-0927	1	Tube, Exhaust			
140-0078	2	Bands, Muffler - Mounted On Housing			
405-1889	1	Shield, Rain			
505-0043	2	Elbow, 90° (1½")			

SPECIAL PARTS LIST FOR MODEL 15.0RJC-4XR SPEC 16093AA  
 FOR STANDARD PARTS REFER TO CATALOG 974-0220 KEY NO. 2  
 (PARTS CATALOG ALSO CONTAINS COMPONENTS FOR MAJOR OPTIONAL FEATURES LISTED BELOW)  
 WIRING DIAGRAM NO. (ENG) 612-2717-01 (AC) 612-4817-05

PART NO.	QTY.	DESCRIPTION	PART NO.	QTY.	DESCRIPTION
Housed Unit					
Gas - Gasoline Carburetor					
Muffler Mounted On Housing					
Mounted Fuel Tank					
332-0941	1	Cable, Tie - Solenoid			
520-0798	4	Stud, Generator Through			
520-0790	1	Stud, Rotor Through			
301-2308	1	Panel, Control - Upper			
155-0360	1	Muffler Critical Type			
155-0927	1	Tube, Exhaust			
140-0078	2	Bands, Muffler - Mounted On Housing			
405-1889	1	Shield, Rain			
505-0043	2	Elbow, 90° (1½")			
501-0005	1	Line, Fuel - Flex (18½" Lg.)			

SPECIAL PARTS LIST FOR MODEL 15.0RJC-5DR SPEC 16093AA  
 FOR STANDARD PARTS REFER TO CATALOG 974-0220 KEY NO. 2  
 (PARTS CATALOG ALSO CONTAINS COMPONENTS FOR MAJOR OPTIONAL FEATURES LISTED BELOW)  
 WIRING DIAGRAM NO. (ENG) 612-2717-01(AC) 612-4818-07

PART NO.	QTY.	DESCRIPTION	PART NO.	QTY.	DESCRIPTION
Housed Unit					
Gas - Gasoline Carburetor					
Muffler Mounted On Housing					
Mounted Fuel Tank					
332-0941	1	Tie, Cable - Solenoid Coil Assembly			
520-0798	4	Stud, Generator through			
520-0790	1	Stud, Rotor Through			
301-2204	1	Panel, Control - Upper			
155-0360	1	Muffler, Critical Type			
155-0927	1	Tube, Exhaust			
140-0078	2	Bands, Muffler - Mounted On Housing			
405-1889	1	Shield, Rain			
505-0043	2	Elbow, 90° (1½")			
501-0005	1	Line, Fuel - Flex (18½" Lg.)			



SPECIAL PARTS LIST FOR MODEL 15.0RJC-4XR SPEC 16154AA  
 FOR STANDARD PARTS REFER TO CATALOG 974-0220 KEY NO. 2  
 (PARTS CATALOG ALSO CONTAINS COMPONENTS FOR MAJOR OPTIONAL FEATURES LISTED BELOW)  
 WIRING DIAGRAM NO. (ENG)612-2718-01(AC)612-4817-11

PART NO.	QTY.	DESCRIPTION	PART NO.	QTY.	DESCRIPTION
		Housed Unit			
		Water Jacket Heater			
		Oil Base Heater			
		Overspeed Cut Off			
		Low Oil Pressure Cut Off			
		High Water Temperature Cut Off			
		Overcrank Cut Off			
332-1924	1	Cable, Tie - High Tension Lead Set			
520-0798	4	Stud, Generator Through			
520-0790	1	Stud, Rotor Through			
301-2308	1	Panel, Control - Upper			
303-0201	1	Rheostat Assembly - Adjustable			
301-2125	1	Panel, Control - Lower			
307-0655	3	Relay, Low Oil Pressure, High Water Temperature, & Overspeed Shutdown			
322-0004	4	Lamp, Panel, Plant, Low Oil Pressure, High Water Temperature, & Overspeed			
322-0069	4	Holder, Lamp			
332-0795	1	Block, Terminal - Engine			
332-0862	1	Strip, Marker			

SPECIAL PARTS LIST FOR MODEL 15.0RJC-3R SPEC 16155AA  
 FOR STANDARD PARTS REFER TO CATALOG 974-0220 KEY NO. 4  
 (PARTS CATALOG ALSO CONTAINS COMPONENTS FOR MAJOR OPTIONAL FEATURES LISTED BELOW)  
 WIRING DIAGRAM NO. (ENG) 612-4134-01 (AC) 612-4815-02

PART NO.	QTY.	DESCRIPTION	PART NO.	QTY.	DESCRIPTION
City Water Cooled					
Water Cooled Manifold					
Skid & Battery Rack					
LPG Vapor Carburetor					
517-0059	1	Plug, Expansion (1-7/16" OD)			
503-0478	1	Hose, Water Inlet, 9" Lg.			
505-0376	1	Elbow, 45° (3/8")			
307-1077	1	Relay, Time Delay - 3 Second			
323-0052	1	Socket, 8 Contact - Octal Type			
301-2288	1	Panel, Control - Upper			
416-0522	1	Plate, Battery Mounting			

SPECIAL PARTS LIST FOR **MODEL** 15.0RJC-3R **SPEC** 16179AA  
 FOR STANDARD PARTS REFER TO **CATALOG** 974-0220 **KEY NO.** 2  
 (PARTS CATALOG ALSO CONTAINS COMPONENTS FOR MAJOR OPTIONAL FEATURES LISTED BELOW)  
**WIRING DIAGRAM NO.** (ENG)612-4857-01(AC)612-4815-02

PART NO.	QTY.	DESCRIPTION	PART NO.	QTY.	DESCRIPTION
Natural Gas Carburetor High Compression Pistons Overspeed Cut Off Low Oil Pressure Cut Off High Water Temperature Cut Off Overcrank Cut Off					
301-2288	1	Panel, Control - Upper			
307-0655	3	Relay, Lop, Hwt, Overspeed Shutdown			
301-2125	1	Panel, Control - Lower			
322-0004	4	Lamp, Plant, Low Oil Pressure, High Water Temperature, Overspeed			
322-0069	4	Holder, Lamp			
301-3241	1	Bracket, Relay Mounting			
323-0052	1	Socket, 8 Contact - Octal Type			
307-0819	1	Relay, Low Engine Temperature			
307-1157	1	Spring, Relay Hold Down			
307-1143	1	Relay, Generating			
323-0760	1	Socket, Relay			
332-0943	2	Spacer, Relay Socket (3/8" OD)			
307-0778	1	Spring, Hold Down			
332-1005	1	Block, Terminal (20 Place)			
332-1006	1	Strip, Marker - For 20 Place Block			

SPECIAL PARTS LIST FOR MODEL 15.0RJC-4R SPEC 16188AA  
 FOR STANDARD PARTS REFER TO CATALOG 974-0220 KEY NO. 4  
 (PARTS CATALOG ALSO CONTAINS COMPONENTS FOR MAJOR OPTIONAL FEATURES LISTED BELOW)  
 WIRING DIAGRAM NO. (ENG) 612-4433-01(AC) 612-4816-02

PART NO.	QTY.	DESCRIPTION	PART NO.	QTY.	DESCRIPTION
City Water Cooled					
Water Cooled Manifold					
Heat Exchanger					
Natural Gas Carburetor					
High Compression Pistons					
Overspeed Cut Off					
Low Oil Pressure Cut Off					
High Water Temperature Cut Off					
Overcrank Cut Off					
154-1224	1	Manifold, Intake			
502-0257	1	Tee, Brass - Exhaust Manifold (3/8" Pipe)			
517-0059	1	Plug, Expansion - Exhaust Manifold (1-7/16" OD)			
503-0478	1	Hose, Water Inlet - 9" Lg.			
148-0367	1	Switch, Vacuum - Regulator			
502-0053	1	Elbow, Street - Vacuum Switch			
520-0798	4	Stud, Generator Through			
520-0790	1	Stud, Rotor Through			
301-2204	1	Panel, Control - Upper			
301-2125	1	Panel, Control - Lower			
322-0004	4	Lamp, Plant, Low Oil Pressure, High Water Temperature, Overspeed			
322-0069	4	Holder, Lamp			
307-0655	3	Relay, Low Oil Pressure, High Water Temperature, Overspeed			
332-0795	1	Block, Terminal - Engine			
332-0862	1	Strip, Marker			

SPECIAL PARTS LIST FOR **MODEL** 15.0RJC-4XR **SPEC** 16191AA  
 FOR STANDARD PARTS REFER TO **CATALOG** 974-0220 **KEY NO.** 2  
 (PARTS CATALOG ALSO CONTAINS COMPONENTS FOR MAJOR OPTIONAL FEATURES LISTED BELOW)  
**WIRING DIAGRAM NO.** (ENG) 612-2717-01 (AC) 612-4817-02

PART NO.	QTY.	DESCRIPTION	PART NO.	QTY.	DESCRIPTION
Natural Gas Carburetor High Compression Pistons Overspeed Cut Off Water Jacket Heater Oil Base Heater					
520-0798	4	Stud, Generator Through			
520-0790	1	Stud, Rotor Through			
301-2308	1	Panel, Control - Upper			

SPECIAL PARTS LIST FOR MODEL 12.5RJC-4R SPEC 16196AA  
 FOR STANDARD PARTS REFER TO CATALOG 974-0220 KEY NO. 3  
 (PARTS CATALOG ALSO CONTAINS COMPONENTS FOR MAJOR OPTIONAL FEATURES LISTED BELOW)  
 WIRING DIAGRAM NO. (ENG) 612-2718-01(AC) 612-4816-01

PART NO.	QTY.	DESCRIPTION	PART NO.	QTY.	DESCRIPTION
		City Water Cooled			
		Water Cooled Manifold			
		Heat Exchanger			
		Gas - Gasoline Carburetor			
		Water Jacket Heater			
		Overspeed Cut Off			
		Low Oil Pressure Cut Off			
		High Water Temperature Cut Off			
		Overcrank Cut Off			
517-0059	1	Plug, Expansion (1-7/16" OD)			
503-0478	1	Hose, Water Inlet, 9" Lg.			
505-0376	1	Elbow, 45° (3/8")			
502-0257	1	Tee, Pipe - Brass (3/8") - Exhaust Manifold			
130-0813	1	Line, Water			
504-0007	1	Cock, Shut Off - Fuel Pump			
502-0020	1	Elbow, Street Pipe - Fuel Pump			
332-0941	1	Tie, Cable - Solenoid Coil			
301-2204	1	Panel, Control - Upper			
307-0655	3	Relay, Emergency Latching			
320-0259	1	Relay, Cranking Limiter			
301-2125	1	Panel, Control - Lower			
322-0004	4	Lamp, Plant, Low Oil Pressure, High Water Temperature, Overspeed			
322-0069	4	Holder, Lamp			
332-0795	1	Block, Terminal - 16 Place			
332-0862	1	Strip, Marker (For 16 Place Block)			

SPECIAL PARTS LIST FOR MODEL 15.0RJC-5DR SPEC 16200AA  
 FOR STANDARD PARTS REFER TO CATALOG 974-0220 KEY NO. 4  
 (PARTS CATALOG ALSO CONTAINS COMPONENTS FOR MAJOR OPTIONAL FEATURES LISTED BELOW)  
 WIRING DIAGRAM NO. (ENG) 612-2718-01(AC) 612-4818-02

PART NO.	QTY.	DESCRIPTION	PART NO.	QTY.	DESCRIPTION
Natural Gas Carburetor					
High Compression Pistons					
City Water Cooled					
Water Cooled Manifold					
Heat Exchanger					
Oil Base Heater					
Water Jacket Heater					
Skid & Battery Rack					
Overspeed Cut Off					
Low Oil Pressure Cut Off					
High Water Temperature Cut Off					
Overcrank Cut Off					
502-0257	1	Tee, Brass - Exhaust Manifold (3/8" Pipe)			
517-0059	1	Plug, Expansion (1-7/16" OD)			
503-0478	1	Hose, Water Inlet - 9" Lg.			
520-0798	4	Stud, Generator Through			
520-0790	1	Stud, Rotor Through			
301-2204	1	Panel, Control - Upper			
301-2125	1	Panel, Control - Lower			
322-0004	4	Lamp, Plant, Low Oil Pressure, High Water Temperature, Overspeed			
322-0069	4	Holder, Lamp			
307-0655	3	Relay, Low Oil Pressure, High Water Temperature, Overspeed			
332-0862	1	Strip, Marker			
332-0795	1	Block, Terminal - Engine			
416-0522	1	Plate, Battery Mounting			

SPECIAL PARTS LIST FOR MODEL 15.0RJC-4R SPEC 16200AB  
 FOR STANDARD PARTS REFER TO CATALOG 974-0220 KEY NO. 4  
 (PARTS CATALOG ALSO CONTAINS COMPONENTS FOR MAJOR OPTIONAL FEATURES LISTED BELOW)

WIRING DIAGRAM NO. (ENG) 612-5509-01 (AC) 612-5500-02

PART NO.	QTY.	DESCRIPTION	PART NO.	QTY.	DESCRIPTION
City Water Cooled					
Water Cooled Manifold					
Heat Exchanger					
Skid & Battery Rack					
Water Jacket Heater					
Oil Base Heater					
Natural Gas Carburetor					
High Compression Pistons					
Overspeed Cut Off					
Low Oil Pressure Cut Off					
High Water Temperature Cut Off					
Overcrank Cut Off					
502-0257	1	Tee, Brass - Exhaust Manifold (3/8" Pipe)			
517-0059	1	Plug, Expansion - Exhaust Manifold (1-7/16" OD)			
503-0478	1	Hose, Water Inlet - 9" Lg.			
520-0798	4	Stud, Generator Through			
520-0790	1	Stud, Rotor Through			
301-2204	1	Panel, Control - Upper			
307-0655	3	Relay, Lop, Hwt, Overspeed Shutdown			
301-2125	1	Panel, Control - Lower			
322-0004	4	Lamp, Plant, Low Oil Pressure High Water Temperature, Overspeed			
322-0069	4	Holder, Lamp			
332-1005	1	Block, Terminal (20 Place)			
332-1006	1	Strip, Marker - For 20 Place Block			



SPECIAL PARTS LIST FOR MODEL 15.0RJC-3R SPEC 16203AA  
 FOR STANDARD PARTS REFER TO CATALOG 974-0220 KEY NO. 2  
 (PARTS CATALOG ALSO CONTAINS COMPONENTS FOR MAJOR OPTIONAL FEATURES LISTED BELOW)  
 WIRING DIAGRAM NO. (ENG) 612-2940-01 (AC) 612-4815-02

PART NO.	QTY.	DESCRIPTION	PART NO.	QTY.	DESCRIPTION
		Natural Gas Carburetor			
		High Compression Pistons			
		Overspeed Cut Off			
		Low Oil Pressure Cut Off			
		High Water Temperature Cut Off			
		Overcrank Cut Off			
301-2288	1	Panel, Control - Upper			
307-0655	3	Relay, Emergency Latching			
301-2125	1	Panel, Control - Lower			
322-0004	4	Lamp, Plant, Low Oil Pressure			
		High Water Temperature,			
		Overspeed			
322-0069	4	Holder, Lamp			
332-0795	1	Block, Terminal - 16 Place			
332-0862	1	Strip, Marker (For 16 Place			
		Block)			
307-0734	1	Relay, Cycle Cranker - 5			
		Second			
307-0696	1	Relay, Cycle Cranker - 10			
		Second			
323-0052	2	Socket, 8 Contact - Octal			
		Type			
353-0015	1	Resistor, 3.5 Ohm - 10 Watt			

SPECIAL PARTS LIST FOR **MODEL** 12.5RJC-5DR **SPEC** 16204AA  
 FOR STANDARD PARTS REFER TO **CATALOG** 974-0220 **KEY NO.** 3  
 (PARTS CATALOG ALSO CONTAINS COMPONENTS FOR MAJOR OPTIONAL FEATURES LISTED BELOW)

**WIRING DIAGRAM NO.** (ENG)612-2717-01(AC)612-4818-11

PART NO.	QTY.	DESCRIPTION	PART NO.	QTY.	DESCRIPTION
City Water Cooled Water Cooled Manifold LPG Vapor Carburetor Skid & Battery Rack					
517-0059	1	Plug, Expansion (1-7/16" OD)			
503-0478	1	Hose, Water Inlet, 9" Lg.			
505-0376	1	Elbow, 45° (3/8")			
303-0201	1	Rheostat Assembly-Adjustable			
301-2204	1	Panel, Control - Upper			
416-0522	1	Plate, Battery Mounting			

SPECIAL PARTS LIST FOR MODEL 15.0RJC-18R SPEC 16209AA  
 FOR STANDARD PARTS REFER TO CATALOG 974-0220 KEY NO. 2  
 (PARTS CATALOG ALSO CONTAINS COMPONENTS FOR MAJOR OPTIONAL FEATURES LISTED BELOW)  
 WIRING DIAGRAM NO. (ENG)612-4989-01(AC)612-4814-04

PART NO.	QTY.	DESCRIPTION	PART NO.	QTY.	DESCRIPTION
Housed Unit Natural Gas Carburetor High Compression Pistons Water Jacket Heater Oil Base Heater Overspeed Cut Off Low Oil Pressure Cut Off - Dual Senders High Water Temperature Cut Off - Dual Senders Overcrank Cut Off					
520-0798	4	Stud, Generator Through			
520-0790	1	Stud, Rotor Through			
301-2019	1	Panel, Control - Upper			
301-2125	1	Panel, Control - Lower			
307-0848	1	Relay, Oil Pressure - To 15 Seconds			
322-0004	4	Lamp, Plant, Low Oil Pressure, High Water Temperature, Overspeed			
322-0069	4	Holder, Lamp			
307-0655	3	Relay, Low Oil Pressure, High Water Temperature, Overspeed			
307-0819	3	Relay, Low Oil Pressure, High Water Temperature, & Low Engine Temperature			
323-0052	3	Socket, 8 Contact - Octal Type			
332-0943	2	Spacer, Relay Socket (3/8" OD)			
307-0778	3	Spring, Hold-Down			
332-1005	1	Block, Terminal (20 Place)			
332-1006	1	Strip, Marker - For 20 Place Block			
301-3241	1	Bracket, Relay Mounting			
301-2393	1	Bracket, Relay Mounting			
307-1143	1	Relay, Generating			
323-0760	1	Socket, Relay			
332-0612	1	Strip, Marker (3 Place)			
307-1157	1	Spring, Hold-Down			

SPECIAL PARTS LIST FOR MODEL 12.5RJC-5DR SPEC 16210AA  
 FOR STANDARD PARTS REFER TO CATALOG 974-0220 KEY NO. 1  
 (PARTS CATALOG ALSO CONTAINS COMPONENTS FOR MAJOR OPTIONAL FEATURES LISTED BELOW)  
 WIRING DIAGRAM NO. (ENG) 612-5109-01 (AC) 612-4818-06

PART NO.	QTY.	DESCRIPTION	PART NO.	QTY.	DESCRIPTION
Housed Model			155-0927	1	Tube, Exhaust
Mounted Fuel Tank			140-0078	2	Bands, Muffler - Mounted
Muffler Mounted On Housing					Housing
Water Jacket Heater			405-1889	1	Shield, Rain
Oil Base Heater			505-0043	2	Elbow, 90° (1½")
Overspeed Cut Off					
Low Oil Pressure Cut Off - Dual Senders					
High Water Temperature Cut Off - Dual Senders					
Overcrank Cut Off					
502-0058	1	Tee, Restricted - Front Cylinder Head			
301-2204	1	Panel, Control - Upper			
501-0005	1	Line, Flex - Fuel, 18½" Lg.			
301-2125	1	Panel, Control - Lower			
307-0848	1	Relay, Oil Pressure - To 15 Seconds			
322-0004	4	Lamp, Plant, Low Oil Pressure, High Water Temperature, Overspeed			
322-0069	4	Holder, Lamp			
307-0655	3	Relay, Low Oil Pressure, High Water Temperature, Overspeed			
332-0943	2	Spacer, Relay Socket			
307-0778	3	Spring, Hold Down			
332-1005	1	Block, Terminal - 20 Place			
307-0819	1	Relay, Low Engine Temperature			
307-0819	2	Relay, Low Oil Pressure & High Water Temperature			
323-0052	3	Socket, 8 Contact - Octal Type			
307-1143	1	Relay, Generating			
323-0760	1	Socket, Relay			
332-0612	2	Strip, Marker (Use With 3 Place Terminal Block)			
332-1007	1	Strip, Marker			
301-3241	1	Bracket, Relay Mounting			
301-2393	1	Bracket, Relay Mounting			
307-1157	1	Spring, Hold Down			
155-0360	1	Muffler, Critical Type			

SPECIAL PARTS LIST FOR **MODEL** 12.5RJC-4XR **SPEC** 16227AA  
 FOR STANDARD PARTS REFER TO **CATALOG** 974-0220 **KEY NO.** 1  
 (PARTS CATALOG ALSO CONTAINS COMPONENTS FOR MAJOR OPTIONAL FEATURES LISTED BELOW)

**WIRING DIAGRAM NO.** (ENG)612-2717-01 (AC)612-4817-07

PART NO.	QTY.	DESCRIPTION	PART NO.	QTY.	DESCRIPTION
		Natural Gas Carburetor			
		High Compression Pistons			
		Water Jacket Heater			
		Oil Base Heater			
301-2308	1	Panel, Control - Upper			
303-0201	1	Rheostat Assembly - Adjustable			

SPECIAL PARTS LIST FOR MODEL 15.0RJC-4XR SPEC 16249AA  
 FOR STANDARD PARTS REFER TO CATALOG 974-0220 KEY NO. 2  
 (PARTS CATALOG ALSO CONTAINS COMPONENTS FOR MAJOR OPTIONAL FEATURES LISTED BELOW)  
 WIRING DIAGRAM NO. (ENG)612-2718-01(AC)612-4817-05

PART NO.	QTY.	DESCRIPTION	PART NO.	QTY.	DESCRIPTION
Housed Unit					
Muffler Mounted On Housing					
Mounted Fuel Tank					
Overspeed Cut Off					
Low Oil Pressure Cut Off					
High Water Temperature Cut Off					
Overcrank Cut Off					
520-0798	4	Stud, Generator Through			
520-0790	1	Stud, Rotor Through			
301-2308	1	Panel, Control - Upper			
301-2125	1	Panel, Control - Lower			
307-0655	3	Relay, Low Oil Pressure, High Water Temperature, & Overspeed Shutdown			
322-0004	4	Lamp, Panel, Plant, Low Oil Pressure, High Water Temperature, & Overspeed			
322-0069	4	Holder, Lamp			
332-0795	1	Block, Terminal - Engine			
332-0862	1	Strip, Marker			
155-0360	1	Muffler, Critical Type			
155-0927	1	Tube, Exhaust			
140-0078	2	Bands, Muffler - Mounted On Housing			
405-1889	1	Shield, Rain			
505-0043	2	Elbow, 90° (1½")			
501-0005	1	Line, Fuel - Flex (18½" Lg.)			

SPECIAL PARTS LIST FOR **MODEL** 12.5RJC-4XR **SPEC** 16255AA  
 FOR STANDARD PARTS REFER TO **CATALOG** 974-0220 **KEY NO.** 1  
 (PARTS CATALOG ALSO CONTAINS COMPONENTS FOR MAJOR OPTIONAL FEATURES LISTED BELOW)

**WIRING DIAGRAM NO.** (ENG) 612-4134-01 (AC) 612-4817-07

PART NO.	QTY.	DESCRIPTION	PART NO.	QTY.	DESCRIPTION
Housed Model					
Natural Gas Carburetor					
Muffler Mounted On Housing					
Water Jacket Heater					
High Compression Pistons					
307-1077	1	Relay, Time Delay - 3 Second			
323-0052	1	Socket, 8 Contact - Octal Type			
301-2308	1	Panel, Control - Upper			
155-0360	1	Muffler, Critical Type			
155-0927	1	Tube, Exhaust			
140-0078	2	Bands, Muffler - Mounted On Housing			
405-1889	1	Shield, Rain			
505-0043	2	Elbow, 90° (1½")			

SPECIAL PARTS LIST FOR MODEL 12.5RJC-3CR SPEC 16273AA  
 FOR STANDARD PARTS REFER TO CATALOG 974-0220 KEY NO. 1  
 (PARTS CATALOG ALSO CONTAINS COMPONENTS FOR MAJOR OPTIONAL FEATURES LISTED BELOW)  
 WIRING DIAGRAM NO. (ENG)612-4857-01(AC)612-4814-01

PART NO.	QTY.	DESCRIPTION	PART NO.	QTY.	DESCRIPTION
LPG Vapor & Gasoline Carburetor			322-0069	4	Holder, Lamp
Overspeed Cut Off					
Low Oil Pressure Cut Off					
High Water Temperature Cut Off					
Overcrank Cut Off					
504-0007	1	Cock, Shut Off - Fuel Pump			
502-0020	1	Elbow, Fuel Pump Inlet			
332-0941	1	Tie, Cable - Solenoid Coil Assembly			
301-2019	1	Panel, Control - Upper			
320-0259	1	Relay, Cranking Limiter			
307-0655	3	Relay, Low Oil Pressure Shutdown, High Water Temp Shutdown & Overspeed Shutdown			
307-1143	1	Relay, Generating			
323-0760	1	Socket, Relay			
332-0943	2	Spacer, 3/8" OD x 3/16" ID			
307-0819	1	Relay, Low Engine Temp			
307-0778	1	Spring, Holddown			
332-1005	1	Block, Terminal (20 Place)			
332-1006	1	Strip, Marker (Use With 20 Place Block)			
301-2125	1	Panel, Control - Lower			
301-3241	1	Bracket, Relay Mounting			
323-0052	1	Socket, 8 Contact - Octal Type			
307-1157	1	Spring, Relay Holddown			
322-0004	6	Lamp, Pilot & Panel Lights (Used on Low Oil Pressure High Water Temp & Over-Speed Warning Lights)			



SPECIAL PARTS LIST FOR **MODEL** 12.5RJC-4R **SPEC** 16294AA  
 FOR STANDARD PARTS REFER TO **CATALOG** 974-0220 **KEY NO.** 1  
 (PARTS CATALOG ALSO CONTAINS COMPONENTS FOR MAJOR OPTIONAL FEATURES LISTED BELOW)  
**WIRING DIAGRAM NO.** (ENG) 612-2718-01(AC) 612-4816-01

PART NO.	QTY.	DESCRIPTION	PART NO.	QTY.	DESCRIPTION
		Natural Gas Carburetor			
		Overspeed Cut Off			
		Water Jacket Heater			
		Low Oil Pressure Cut Off			
		High Water Temperature Cut Off			
		Overcrank Cut Off			
		Oil Base Heater			
301-2204	1	Panel, Control - Upper			
307-0655	3	Relay, Emergency Latching			
320-0259	1	Relay, Cranking Limiter			
301-2125	1	Panel, Control - Lower			
322-0004	4	Lamp, Plant, Low Oil Pressure			
		High Water Temperature,			
		Overspeed			
322-0069	4	Holder, Lamp			
332-0795	1	Block, Terminal (16 Place)			
332-0862	1	Strip, Marker - For 16 Place			
		Block			

SPECIAL PARTS LIST FOR **MODEL** 15.0RJC-4R **SPEC** 16294AA  
 FOR STANDARD PARTS REFER TO **CATALOG** 974-0220 **KEY NO.** 2  
 (PARTS CATALOG ALSO CONTAINS COMPONENTS FOR MAJOR OPTIONAL FEATURES LISTED BELOW)  
**WIRING DIAGRAM NO.** (ENG)612-2718-01(AC)612-4816-02

PART NO.	QTY.	DESCRIPTION	PART NO.	QTY.	DESCRIPTION
LPG Vapor Carburetor					
Water Jacket Heater					
Oil Base Heater					
Overspeed Cut Off					
Low Oil Pressure Cut Off					
High Water Temperature Cut Off					
Overcrank Cut Off					
520-0798	4	Stud, Generator Through			
520-0790	1	Stud, Rotor Through			
301-2204	1	Panel, Control - Upper			
301-2125	1	Panel, Control - Lower			
322-0004	4	Lamp, Plant, Low Oil Pressure High Water Temperature, Overspeed			
322-0069	4	Holder, Lamp			
332-0795	1	Block, Terminal - 16 Place			
332-0862	1	Strip, Marker (For 16 Place Block)			
307-0655	3	Relay, Low Oil Pressure, High Water Temperature, Overspeed Shutdown			

SPECIAL PARTS LIST FOR **MODEL** 15.0RJC-4R **SPEC** 16309AA  
 FOR STANDARD PARTS REFER TO **CATALOG** 974-0220 **KEY NO.** 2  
 (PARTS CATALOG ALSO CONTAINS COMPONENTS FOR MAJOR OPTIONAL FEATURES LISTED BELOW)

**WIRING DIAGRAM NO.** (ENG) 612-4134-01 (AC) 612-4816-12

PART NO.	QTY.	DESCRIPTION	PART NO.	QTY.	DESCRIPTION
LPG Vapor & Gasoline Carburetor					
332-0941	1	Tie, Cable - Solenoid Coil			
520-0798	4	Stud, Generator Through			
520-0790	1	Stud, Rotor Through			
307-1077	1	Relay, Time Delay - 3 Second			
323-0052	1	Socket, 8 Contact - Octal Type			
301-2204	1	Panel, Control - Upper			
303-0201	1	Rheostat Assembly - Adjustable			

SPECIAL PARTS LIST FOR **MODEL** 15.0RJC-3R **SPEC** 16317AA  
 FOR STANDARD PARTS REFER TO **CATALOG** 974-0220 **KEY NO.** 2  
 (PARTS CATALOG ALSO CONTAINS COMPONENTS FOR MAJOR OPTIONAL FEATURES LISTED BELOW)

**WIRING DIAGRAM NO.** (ENG)612-2865-01(AC)612-4815-07

PART NO.	QTY.	DESCRIPTION	PART NO.	QTY.	DESCRIPTION
Housed Model					
Natural Gas Carburetor					
High Compression Pistons					
Water Jacket Heater					
Oil Base Heater					
301-2288	1	Panel, Control - Upper			
307-0734	1	Relay, Cycle Cranker - 5 Second			
307-0696	1	Relay, Cycle Cranker - 10 Second			
323-0052	2	Socket, 8 Contact - Octal Type			
353-0015	1	Resistor, 3.5 Ohm - 10 Watt			

SPECIAL PARTS LIST FOR MODEL 15.0RJC-3R SPEC 16319AA  
 FOR STANDARD PARTS REFER TO CATALOG 974-0220 KEY NO. 2  
 (PARTS CATALOG ALSO CONTAINS COMPONENTS FOR MAJOR OPTIONAL FEATURES LISTED BELOW)

WIRING DIAGRAM NO. (ENG) 612-2865-01 (AC) 612-4815-02

PART NO.	QTY.	DESCRIPTION	PART NO.	QTY.	DESCRIPTION
		Natural Gas Carburetor			
		High Compression Pistons			
		Water Jacket Heater			
		Oil Base Heater			
301-2288	1	Panel, Control - Upper			
307-0734	1	Relay, Cycle Cranker - 5 Second			
307-0696	1	Relay, Cycle Cranker - 10 Second			
323-0052	2	Socket, 8 Contact - Octal Type			
353-0015	1	Resistor, 3.5 Ohm - 10 Watt			

SPECIAL PARTS LIST FOR **MODEL** 15.0RJC-99R **SPEC** 16324AA  
 FOR STANDARD PARTS REFER TO **CATALOG** 974-0220 **KEY NO.** 2  
 (PARTS CATALOG ALSO CONTAINS COMPONENTS FOR MAJOR OPTIONAL FEATURES LISTED BELOW)  
**WIRING DIAGRAM NO.** (ENG)612-4989-01(AC)612-5129-17

PART NO.	QTY.	DESCRIPTION	PART NO.	QTY.	DESCRIPTION
Housed Unit					
Muffler Mounted On Housing					
Voltage Regulator Filter					
Overspeed Cut Off					
Low Oil Pressure Cut Off - Dual Senders					
High Water Temperature Cut Off - Dual Senders					
Overcrank Cut Off					
234-0532	1	Baffle, Air			
220-2308	1	Stator, Exciter - Wound			
520-0798	4	Stud, Generator Through			
520-0790	1	Stud, Rotor Through			
201-2313	1	Rotor Assembly - Wound			
220-2653	1	Stator Assembly - Wound			
301-2204	1	Panel, Control - Upper			
303-0201	1	Rheostat Assembly - Adjustable			
300-1654	1	Board, Voltage Regulator			
301-2125	1	Panel, Control - Lower			
307-0848	1	Relay, Oil Pressure - To 15 Seconds			
322-0004	4	Lamp, Plant, Low Oil Pressure High Water Temperature, & Overspeed			
322-0069	4	Holder, Lamp			
307-0655	3	Relay, Low Oil Pressure, High Water Temperature, Overspeed			
307-0819	3	Relay, Low Oil Pressure, High Water Temperature, & Low Engine Temperature			
323-0052	3	Socket, 8 Contact - Octal Type			
332-0943	2	Spacer, Relay Socket (3/8" OD)			
307-0778	3	Spring, Hold-Down			
332-1005	1	Block, Terminal (20 Place)			
332-1006	1	Strip, Marker - For 20 Place Block			
301-3241	1	Bracket, Relay Mounting			
301-2393	1	Bracket, Relay Mounting			
332-0612	1	Strip, Marker			
323-0760	1	Socket, Relay			
307-1143	1	Relay, Generating			
307-1157	1	Spring, Hold-Down			
155-0360	1	Muffler, Critical Type			
155-0927	1	Tube, Exhaust-13" Long X 1½"			
140-0078	2	Bands, Muffler - Mounted On Housing			
505-0043	2	Elbow, 90° (1½")			
405-1889	1	Shield, Rain (Muffler)			

SPECIAL PARTS LIST FOR MODEL 15.0RJC-5DR SPEC 16330AA  
 FOR STANDARD PARTS REFER TO CATALOG 974-0220 KEY NO. 2  
 (PARTS CATALOG ALSO CONTAINS COMPONENTS FOR MAJOR OPTIONAL FEATURES LISTED BELOW)  
 WIRING DIAGRAM NO. (ENG)612-5131-01(AC)612-4818-07

PART NO.	QTY.	DESCRIPTION	PART NO.	QTY.	DESCRIPTION
Housed Unit			155-0360	1	Muffler, Critical Type
LPG Vapor Carburetor			155-0927	1	Tube, Exhaust
Muffler Mounted On Housing			140-0078	2	Bands, Muffler - Mounted Housing
Water Jacket Heater			405-1889	1	Shield, Rain
Oil Base Heater			505-0043	2	Elbow, 90° (1½")
Overspeed Cut Off					
Low Oil Pressure Cut Off - Dual Senders					
High Water Temperature Cut Off - Dual Senders					
Overcrank Cut Off					
520-0798	4	Stud, Generator Through			
520-0790	1	Stud, Rotor Through			
301-2204	1	Panel, Control - Upper			
301-2574	1	Panel, Control - Lower			
307-0848	1	Relay, Oil Pressure - To 15 Seconds			
322-0004	4	Lamp, Plant, Low Oil Pressure High Water Temperature, Overspeed			
322-0069	4	Holder, Lamp			
307-0655	3	Relay, Low Oil Pressure, High Water Temperature, Overspeed			
307-0819	3	Relay, Low Oil Pressure, High Water Temperature, & Low Engine Temperature			
323-0052	5	Socket, 8 Contact - Octal Type			
332-0943	2	Spacer, Relay Socket (3/8" OD)			
307-0778	3	Spring, Hold-Down			
332-1005	1	Block, Terminal (20 Place)			
332-1006	1	Strip, Marker - For 20 Place Block			
301-3241	1	Bracket, Relay Mounting			
301-2393	2	Bracket, Relay Mounting			
307-1143	1	Relay, Generating			
323-0760	1	Socket, Relay			
332-0612	2	Strip, Marker (3 Place)			
307-1157	1	Spring, Hold-Down			
307-1186	1	Relay, Time Delay - Total Crank 1 To 300 Seconds On Pickup			
307-0696	1	Relay, Cycle Cranker Time Delay 10 Seconds			
307-0734	1	Relay, Cycle Cranker Time Delay 5 Seconds			

SPECIAL PARTS LIST FOR MODEL 12.5RJC-4R SPEC 16334AA  
 FOR STANDARD PARTS REFER TO CATALOG 974-0220 KEY NO. 1  
 (PARTS CATALOG ALSO CONTAINS COMPONENTS FOR MAJOR OPTIONAL FEATURES LISTED BELOW)

WIRING DIAGRAM NO. (ENG) 612-4857-01 (AC) 612-4970-01

PART NO.	QTY.	DESCRIPTION	PART NO.	QTY.	DESCRIPTION
LPG Gas Carburetor					
Water Jacket Heater					
Overspeed Cut Off					
Low Oil Pressure Cut Off					
High Water Temperature Cut Off					
Overcrank Cut Off					
Oil Base Heater					
301-2204	1	Panel, Control - Upper			
307-0655	3	Relay, Emergency Latching			
320-0259	1	Relay, Cranking Limiter			
301-2125	1	Panel, Control - Lower			
322-0004	4	Lamp, Plant, Low Oil Pressure High Water Temperature, Overspeed			
322-0069	4	Holder, Lamp			
323-0052	1	Socket, 8 Contact - Octal Type			
307-1143	1	Relay, Generating			
323-0760	1	Socket, Relay			
332-0943	2	Spacer, Relay Socket			
307-0819	1	Relay, Low Engine Temperature			
307-0778	1	Spring, Hold Down			
332-1005	1	Block, Terminal (20 Place)			
332-1006	1	Strip, Marker - For 20 Place Block			
301-3241	1	Bracket, Relay Mounting			
307-1157	1	Spring, Hold Down			
302-0810	1	Meter, Frequency			



SPECIAL PARTS LIST FOR MODEL 15.0RJC-4XR SPEC 16377AA  
 FOR STANDARD PARTS REFER TO CATALOG 974-0220 KEY NO. 2  
 (PARTS CATALOG ALSO CONTAINS COMPONENTS FOR MAJOR OPTIONAL FEATURES LISTED BELOW)

WIRING DIAGRAM NO. (ENG) 612-2717-01 (AC) 612-4817-11

PART NO.	QTY.	DESCRIPTION	PART NO.	QTY.	DESCRIPTION
Housed Unit					
Gas - Gasoline Carburetor					
Muffler Mounted On Housing					
Water Jacket Heater					
Oil Base Heater					
332-0941	1	Cable, Tie - Solenoid			
520-0798	4	Stud, Generator Through			
520-0790	1	Stud, Rotor Through			
301-2308	1	Panel, Control - Upper			
303-0201	1	Rheostat Assembly - Adjustable			
155-0360	1	Muffler, Critical Type			
155-0927	1	Tube, Exhaust			
140-0078	2	Bands, Muffler - Mounted On Housing			
405-1889	1	Shield, Rain			
505-0043	2	Elbow, 90° (1½")			

The following catalog  
has gaps in its page  
numbers, or doesn't  
have any numbers.  
We have chosen to  
leave the page  
numbering in the  
order that Acrobat  
assigns it.

SPECIAL PARTS LIST FOR MODEL 12V9000-01 SPEC 107011  
 FOR STANDARD PARTS REFER TO CATALOG 974-0220 KEY NO. 1  
 (PARTS CATALOG ALSO CONTAINS COMPONENTS FOR MAJOR OPTIONAL FEATURES LISTED BELOW)  
 (ENG)  
 WIRING DIAGRAM NO. 612-2718-01 (AC) 612-2719-02

PART NO.	QTY.	DESCRIPTION	PART NO.	QTY.	DESCRIPTION
		Natural Gas Carburetor			
		Overspeed Cut Off			
		Low Oil Pressure Cut Off			
		High Water Temperature Cut Off			
		Overcrank Cut Off			
120-0551	1	Cup Assembly, Oil Pump Intake			
167-0504	4	Plug, Spark			
502-0043	1	Elbow, Male - Inverted			
166-0307	1	Distributor Assembly, Includes Gear			
515-0103	1	Key, Fan			
518-0015	1	Ring, Retaining			
211-0152	1	Bell, End (Used With Overspeed Switch)			
517-0093	2	Plug, Dot Button (1/2" Dia.)			
307-0655	3	Relay, Emergency Latching			
320-0259	1	Relay, Cranking Limiter			
301-2125	1	Panel, Control - Lower			
322-0004	4	Lamp, Plant, Low Oil Pressure, High Water Temperature, Overspeed			
322-0069	4	Holder, Lamp			
332-0795	1	Block, Terminal - 16 Place			
332-0862	1	Strip, Marker (For 16 Place Block)			
337-0044	1	Strap, Ground			
301-0648	1	Plate, Ground			
508-0063	2	Grommet (3-3/8" OD)			
301-1551	1	Panel, Control - Upper			

FOR STANDARD PARTS REFER TO CATALOG 974-0220 KEY NO. 2  
(PARTS CATALOG ALSO CONTAINS COMPONENTS FOR MAJOR OPTIONAL FEATURES LISTED BELOW)

WIRING DIAGRAM NO. (ENG) 612-2940-01 (AC) 612-2719-14

PART NO.	QTY.	DESCRIPTION	PART NO.	QTY.	DESCRIPTION
Housed Model LPG Vapor Carburetor Water Jacket Heater Oil Base Heater Overspeed Cut Off Low Oil Pressure Cut Off High Water Temperature Cut Off Overcrank Cut Off					
505-0019	1	Bushing, Reducer			
502-0043	1	Elbow, Male - Inverted			
120-0551	1	Cup Assembly - Oil Pump Intake			
167-0504	4	Plug, Spark			
220-0843	1	Stator Assembly, Wound			
515-0103	1	Key, Fan			
518-0015	1	Ring, Retaining			
517-0093	2	Button, Dot ( $\frac{1}{2}$ " )			
301-1551	1	Panel, Control - Upper			
301-0648	1	Plate, Ground			
307-0655	3	Relay, Emergency Latching			
320-0259	1	Relay, Cranking Limiter			
301-2125	1	Panel, Control - Lower			
322-0004	4	Lamp, Plant, Low Oil Pressure High Water Temperature, Overspeed			
322-0069	4	Holder, Lamp			
323-0052	2	Socket, 8 Contact - Octal Type			
332-0862	1	Strip, Marker			
307-0734	1	Relay, Cycle Cranker - 5 Second			
307-0696	1	Relay, 10 Second			
353-0015	1	Resistor, 3.5 Ohm, 10 Watt			
332-0795	1	Block, Terminal - Engine			

SPECIAL PARTS LIST FOR MODEL 15.0RSC-00A SPEC 200701  
 FOR STANDARD PARTS REFER TO CATALOG 974-0220 KEY NO. 2  
 (PARTS CATALOG ALSO CONTAINS COMPONENTS FOR MAJOR OPTIONAL FEATURES LISTED BELOW)

WIRING DIAGRAM NO. (ENG)612-2940-01(AC)612-1593-14

PART NO.	QTY.	DESCRIPTION	PART NO.	QTY.	DESCRIPTION
Housed Unit					
LPG Vapor Carburetor					
Water Jacket Heater					
Oil Base Heater					
Overspeed Cut Off					
Low Oil Pressure Cut Off					
High Water Temperature Cut Off					
Overcrank Cut Off					
502-0043	1	Elbow, Male - Inverted			
120-0551	1	Cup Assembly - Oil Pump Intake			
167-0504	4	Plug, Spark			
515-0103	1	Key, Fan			
518-0015	1	Ring, Retaining			
517-0093	2	Button, Dot (1/2")			
211-0152	1	End Bell, Exciter Adapter			
220-0877	1	Stator Assembly, Wound			
301-2138	1	Panel, Control - Upper			
301-2125	1	Panel, Control - Lower			
322-0004	4	Lamp, Plant, Low Oil Pressure High Water Temperature, Overspeed			
322-0069	4	Holder, Lamp			
307-0655	3	Relay, Emergency Latching			
323-0052	2	Socket, 8 Contact - Octal Type			
332-0862	1	Strip, Marker			
307-0734	1	Relay, Cycle Cranker - 5 Second			
307-0696	1	Relay, 10 Second			
353-0015	1	Resistor, 3.5 Ohm, 10 Watt			
332-0795	1	Block, Terminal - Engine			

FOR STANDARD PARTS REFER TO CATALOG 974-0220 KEY NO. 4  
(PARTS CATALOG ALSO CONTAINS COMPONENTS FOR MAJOR OPTIONAL FEATURES LISTED BELOW)

WIRING DIAGRAM NO. (ENG) 612-2717-01(AC) 612-4814-02

PART NO.	QTY.	DESCRIPTION	PART NO.	QTY.	DESCRIPTION
		City Water Cooled			
		Water Cooled Manifold			
		Natural Gas Carburetor			
		High Compression Pistons			
		Skid & Battery Rack			
517-0059	1	Plug, Expansion (1-7/16" OD)			
503-0478	1	Hose, Water Inlet - 9" Lg.			
520-0798	4	Stud, Generator Through			
520-0790	1	Stud, Rotor Through			
301-2019	1	Panel, Control - Upper			
416-0522	1	Plate, Battery Mounting			

SPECIAL PARTS LIST FOR MODEL 12.0VDC-400 SPEC 12.0VDC-400  
 FOR STANDARD PARTS REFER TO CATALOG 974-0220 KEY NO. 2  
 (PARTS CATALOG ALSO CONTAINS COMPONENTS FOR MAJOR OPTIONAL FEATURES LISTED BELOW)

WIRING DIAGRAM NO. (ENG) 612-4839-01 (AC) 612-4817-02

PART NO.	QTY.	DESCRIPTION	PART NO.	QTY.	DESCRIPTION
Natural Gas Carburetor High Compression Pistons Overspeed Cut Off Low Oil Pressure Cut Off - Dual Senders High Water Temperature Cut Off - Dual Senders Overcrank Cut Off					
520-0798	4	Stud, Generator Through			
520-0790	1	Stud, Rotor Through			
301-2308	1	Panel, Control - Upper			
301-2125	1	Panel, Control - Lower			
307-0848	1	Relay, Oil Pressure - To 15 Seconds			
322-0004	4	Lamp, Plant, Low Oil Pressure, High Water Temperature, Overspeed			
322-0069	4	Holder, Lamp			
307-0655	3	Relay, Low Oil Pressure, High Water Temperature, Overspeed			
307-0819	2	Relay, Low Oil Pressure, & High Water Temperature			
323-0052	4	Socket, 8 Contact - Octal Type			
307-0778	2	Spring, Hold-Down			
332-1005	1	Block, Terminal (20 Place)			
332-1006	1	Strip, Marker - For 20 Place Block			
301-2393	2	Bracket, Relay Mounting			
332-0612	1	Strip, Marker (3 Place)			

FOR STANDARD PARTS REFER TO **CATALOG** 974-0220 **KEY NO.** 2  
(PARTS CATALOG ALSO CONTAINS COMPONENTS FOR MAJOR OPTIONAL FEATURES LISTED BELOW)

**WIRING DIAGRAM NO.** (ENG)612-2717-01(AC)612-4815-07

PART NO.	QTY.	DESCRIPTION	PART NO.	QTY.	DESCRIPTION
		Housed Model			
		LPG Vapor & Gasoline Carburetor			
		Muffler Mounted On Housing			
		Water Jacket Heater			
		Oil Base Heater			
332-0941	1	Tie, Cable - Solenoid Coil Assembly			
301-2288	1	Panel, Control - Upper			
155-0360	1	Muffler, Critical Type			
155-0927	1	Tube, Exhaust			
140-0078	2	Bands, Muffler - Mounted On Housing			
405-1889	1	Shield, Rain			
505-0043	2	Elbow, 90° (1½")			





FOR STANDARD PARTS REFER TO CATALOG 974-0220 KEY NO. 1  
(PARTS CATALOG ALSO CONTAINS COMPONENTS FOR MAJOR OPTIONAL FEATURES LISTED BELOW)

WIRING DIAGRAM NO. (ENG) 612-2717-01 (AC) 612-4817-04

PART NO.	QTY.	DESCRIPTION	PART NO.	QTY.	DESCRIPTION
Housed Model LPG Vapor Carburetor Overspeed Cut Off					
301-2308	1	Panel, Control - Upper			

SPECIAL PARTS LIST FOR MODEL 15.0810-00A SPEC 974-0220 KEY NO. 2  
FOR STANDARD PARTS REFER TO CATALOG 974-0220  
(PARTS CATALOG ALSO CONTAINS COMPONENTS FOR MAJOR OPTIONAL FEATURES LISTED BELOW)

WIRING DIAGRAM NO. (ENG) 612-2717-01 (AC) 612-4818-07

PART NO.	QTY.	DESCRIPTION	PART NO.	QTY.	DESCRIPTION
----------	------	-------------	----------	------	-------------

Housed Unit  
LPG Vapor Carburetor  
Overspeed Cut Off

520-0798	4	Stud, Generator Through
520-0790	1	Stud, Rotor Through
301-2204	1	Panel, Control - Upper

FOR STANDARD PARTS REFER TO CATALOG 974-0220 KEY NO. 2

(PARTS CATALOG ALSO CONTAINS COMPONENTS FOR MAJOR OPTIONAL FEATURES LISTED BELOW)

WIRING DIAGRAM NO. (ENG) 612-5487-01 (AC) 612-5486-07

PART NO.	QTY.	DESCRIPTION	PART NO.	QTY.	DESCRIPTION
		Housed Model			
		LPG Vapor Carburetor			
		Overspeed Cut Off			
301-2288	1	Panel, Control - Upper			

SPECIAL PARTS LIST FOR MODEL 15.0RSC-4R SPEC 15970AA  
 FOR STANDARD PARTS REFER TO CATALOG 974-0220 KEY NO. 4  
 (PARTS CATALOG ALSO CONTAINS COMPONENTS FOR MAJOR OPTIONAL FEATURES LISTED BELOW)

WIRING DIAGRAM NO. (ENG) 612-4134-01(AC) 612-4816-02

PART NO.	QTY.	DESCRIPTION	PART NO.	QTY.	DESCRIPTION
		City Water Cooled			
		Water Cooled Manifold			
		Heat Exchanger			
		Natural Gas Carburetor			
		Skid & Battery Rack			
		Water Jacket Heater			
		Oil Base Heater			
		High Compression Pistons			
502-0257	1	Tee, Brass - Exhaust Manifold (3/8" Pipe)			
517-0059	1	Plug, Expansion - Exhaust Manifold (1-7/16" OD)			
503-0478	1	Hose, Water Inlet - 9" Lg.			
520-0798	4	Stud, Generator Through			
520-0790	1	Stud, Rotor Through			
301-2204	1	Panel, Control - Upper			
307-1077	1	Relay, Time Delay - 3 Second			
323-0052	1	Socket, 8 Contact - Octal Type			

FOR STANDARD PARTS REFER TO CATALOG 974-0220 KEY NO. 2  
(PARTS CATALOG ALSO CONTAINS COMPONENTS FOR MAJOR OPTIONAL FEATURES LISTED BELOW)

WIRING DIAGRAM NO. (ENG) 612-4857-01 (AC) 612-4816-02

PART NO.	QTY.	DESCRIPTION	PART NO.	QTY.	DESCRIPTION
Natural Gas Carburetor					
High Compression Pistons					
Water Jacket Heater					
Oil Base Heater					
Overspeed Cut Off					
Low Oil Pressure Cut Off					
High Water Temperature Cut Off					
Overcrank Cut Off					
520-0798	4	Stud, Generator Through			
520-0790	1	Stud, Rotor Through			
301-2204	1	Panel, Control - Upper			
301-2125	1	Panel, Control - Lower			
307-0655	3	Relay, Low Oil Pressure, High Water Temperature, & Overspeed Shutdown			
322-0004	4	Lamp, Panel, Plant, Low Oil Pressure, High Water Temperature, & Overspeed			
322-0069	4	Holder, Lamp			
307-0819	1	Relay, Low Engine Temperature			
307-1157	1	Spring, Relay Hold Down			
307-1143	1	Relay, Generating			
323-0760	1	Socket, Relay			
332-0943	2	Spacer, Relay Socket (3/8" OD)			
307-0778	1	Spring, Hold Down			
332-1005	1	Block, Terminal (20 Place)			
332-1006	1	Strip, Marker - For 20 Place Block			
323-0052	1	Socket, 8 Contact - Octal Type			
301-3241	1	Bracket, Relay Mounting			

SPECIAL PARTS LIST FOR MODEL 15.0RJC-3R SPEC 14022AA  
 FOR STANDARD PARTS REFER TO CATALOG 974-0220 KEY NO. 4  
 (PARTS CATALOG ALSO CONTAINS COMPONENTS FOR MAJOR OPTIONAL FEATURES LISTED BELOW)

WIRING DIAGRAM NO. (ENG) 612-2717-01 (AC) 612-4815-02

PART NO.	QTY.	DESCRIPTION	PART NO.	QTY.	DESCRIPTION
		City Water Cooled			
		Water Cooled Manifold			
		LPG Vapor Carburetor			
		Water Jacket Heater			
		Oil Base Heater			
517-0059	1	Plug, Expansion (1-7/16" OD)			
503-0478	1	Hose, Water Inlet - 9" Lg.			
301-2288	1	Panel, Control - Upper			

SPECIAL PARTS LIST FOR MODEL 12.5KJC-4R SPEC 14022AA  
 FOR STANDARD PARTS REFER TO CATALOG 974-0220 KEY NO. 3  
 (PARTS CATALOG ALSO CONTAINS COMPONENTS FOR MAJOR OPTIONAL FEATURES LISTED BELOW)  
 WIRING DIAGRAM NO. (ENG) 612-2717-01(AC) 612-4816-01

PART NO.	QTY.	DESCRIPTION	PART NO.	QTY.	DESCRIPTION
		City Water Cooled			
		Water Cooled Manifold			
		Natural Gas Carburetor			
		Water Jacket Heater			
517-0059	1	Plug, Expansion (1-7/16" OD)			
301-2204	1	Panel, Control - Upper			



SPECIAL PARTS LIST FOR **MODEL** 15.0RJC-3R **SPEC** 14043AA  
 FOR STANDARD PARTS REFER TO **CATALOG** 974-0220 **KEY NO.** 2  
 (PARTS CATALOG ALSO CONTAINS COMPONENTS FOR MAJOR OPTIONAL FEATURES LISTED BELOW)  
**WIRING DIAGRAM NO.** (ENG) 612-2718-01 (AC) 612-4815-02

PART NO.	QTY.	DESCRIPTION	PART NO.	QTY.	DESCRIPTION
		Natural Gas Carburetor			
		High Compression Pistons			
		Water Jacket Heater			
		Oil Base Heater			
		Overspeed Cut Off			
		Low Oil Pressure Cut Off			
		High Water Temperature Cut Off			
		Overcrank Cut Off			
301-2288	1	Panel, Control - Upper			
307-0655	3	Relay, Emergency Latching			
301-2125	1	Panel, Control - Lower			
322-0004	4	Lamp, Plant, Low Oil Pressure			
		High Water Temperature,			
		Overspeed			
322-0069	4	Holder, Lamp			
332-0795	1	Block, Terminal - 16 Place			
332-0862	1	Strip, Marker (For 16 Place			
		Block)			

SPECIAL PARTS LIST FOR MODEL 15.0RJC-4XR SPEC 14043AA  
 FOR STANDARD PARTS REFER TO CATALOG 974-0220 KEY NO. 2  
 (PARTS CATALOG ALSO CONTAINS COMPONENTS FOR MAJOR OPTIONAL FEATURES LISTED BELOW)  
 WIRING DIAGRAM NO. (ENG) 612-2718-01 (AC) 612-4817-02

PART NO.	QTY.	DESCRIPTION	PART NO.	QTY.	DESCRIPTION
		Natural Gas Carburetor			
		High Compression Pistons			
		Overspeed Cut Off			
		Low Oil Pressure Cut Off			
		High Water Temperature Cut Off			
		Overcrank Cut Off			
		Water Jacket Heater			
		Oil Base Heater			
520-0798	4	Stud, Generator Through			
520-0790	1	Stud, Rotor Through			
301-2308	1	Panel, Control - Upper			
301-2125	1	Panel, Control - Lower			
322-0004	4	Lamp, Plant, Low Oil Pressure			
		High Water Temperature,			
		Overspeed			
322-0069	4	Holder, Lamp			
307-0655	3	Relay, Emergency Latching			
332-0862	1	Strip, Marker			
332-0795	1	Block, Terminal - Engine			

SPECIAL PARTS LIST FOR MODEL 15.0RJC-3R SPEC 14043AB  
 FOR STANDARD PARTS REFER TO CATALOG 974-0220 KEY NO. 2  
 (PARTS CATALOG ALSO CONTAINS COMPONENTS FOR MAJOR OPTIONAL FEATURES LISTED BELOW)  
 WIRING DIAGRAM NO. (ENG) 612-5509-01 (AC) 612-5486-02

PART NO.	QTY.	DESCRIPTION	PART NO.	QTY.	DESCRIPTION
Natural Gas Carburetor High Compression Pistons Water Jacket Heater Oil Base Heater Overspeed Cut Off Low Oil Pressure Cut Off High Water Temperature Cut Off Overcrank Cut Off					
301-2288	1	Panel, Control - Upper			
307-0655	3	Latch Relay - Emergency			
301-2125	1	Panel, Control - Lower			
322-0004	4	Lamp, Plant, Low Oil Pressure, High Water Temperature, Overspeed			
322-0069	4	Holder, Lamp			
332-1005	1	Block, Terminal (20 Place)			
332-1006	1	Strip, Marker - For 20 Place Block			

SPECIAL PARTS LIST FOR MODEL 15.0RJC-4R SPEC 14043AB  
 FOR STANDARD PARTS REFER TO CATALOG 974-0220 KEY NO. 2  
 (PARTS CATALOG ALSO CONTAINS COMPONENTS FOR MAJOR OPTIONAL FEATURES LISTED BELOW)  
 WIRING DIAGRAM NO. (ENG)612-5509-01(AC)612-5500-02

PART NO.	QTY.	DESCRIPTION	PART NO.	QTY.	DESCRIPTION
Natural Gas Carburetor High Compression Pistons Water Jacket Heater Oil Base Heater Overspeed Cut Off Low Oil Pressure Cut Off High Water Temperature Cut Off Overcrank Cut Off					
520-0798	4	Stud, Generator Through			
520-0790	1	Stud, Rotor Through			
301-2204	1	Panel, Control - Upper			
307-0655	3	Latch, Relay - Emergency Stop & Alarm, Low Oil Pressure, High Water Temperature, & Overspeed			
301-2125	1	Panel, Control - Lower			
322-0004	4	Lamp, Plant, Low Oil Pressure High Water Temperature, Overspeed			
322-0069	4	Holder, Lamp			
332-1005	1	Block, Terminal (20 Place)			
332-1006	1	Strip, Marker - For 20 Place Block			

SPECIAL PARTS LIST FOR MODEL 15.0RJC-4XR SPEC 14043AB  
 FOR STANDARD PARTS REFER TO CATALOG 974-0220 KEY NO. 2  
 (PARTS CATALOG ALSO CONTAINS COMPONENTS FOR MAJOR OPTIONAL FEATURES LISTED BELOW)  
 WIRING DIAGRAM NO. (ENG)612-5509-01(AC)612-5501-02

PART NO.	QTY.	DESCRIPTION	PART NO.	QTY.	DESCRIPTION
Natural Gas Carburetor					
High Compression Pistons					
Water Jacket Heater					
Oil Base Heater					
Overspeed Cut Off					
Low Oil Pressure Cut Off					
High Water Temperature Cut Off					
Overcrank Cut Off					
520-0798	4	Stud, Generator Through			
520-0790	1	Stud, Rotor Through			
301-2308	1	Panel, Control - Upper			
301-2125	1	Panel, Control - Lower			
307-0655	3	Relay, Low Oil Pressure, High Water Temperature, & Overspeed Shutdown			
322-0004	4	Lamp, Panel, Plant, Low Oil Pressure, High Water Temperature, & Overspeed			
322-0069	4	Holder, Lamp			
332-1005	1	Block, Terminal (20 Place)			
332-1006	1	Strip, Marker - For 20 Place Block			

SPECIAL PARTS LIST FOR MODEL 15.0RJC-4R SPEC 14080AA  
 FOR STANDARD PARTS REFER TO CATALOG 974-0220 KEY NO. 2  
 (PARTS CATALOG ALSO CONTAINS COMPONENTS FOR MAJOR OPTIONAL FEATURES LISTED BELOW)

WIRING DIAGRAM NO. (ENG)612-2717-01(AC)612-4816-07

PART NO.	QTY.	DESCRIPTION	PART NO.	QTY.	DESCRIPTION
Housed Unit					
Natural Gas Carburetor					
High Compression Pistons					
Water Jacket Heater					
Oil Base Heater					
Overspeed Cut Off					
520-0798	4	Stud, Generator Through			
520-0790	1	Stud, Rotor Through			
301-2204	1	Panel, Control - Upper			

SPECIAL PARTS LIST FOR MODEL 15.0RJC-3R SPEC 14125S  
 FOR STANDARD PARTS REFER TO CATALOG 974-0220 KEY NO. 2  
 (PARTS CATALOG ALSO CONTAINS COMPONENTS FOR MAJOR OPTIONAL FEATURES LISTED BELOW)

WIRING DIAGRAM NO. (ENG)612-2717-01(AC)612-2719-04

PART NO.	QTY.	DESCRIPTION	PART NO.	QTY.	DESCRIPTION
LPG Vapor - Gasoline Carburetor					
Oil Base Heater					
Overspeed Cut Off					
505-0019	1	Bushing, Reducer			
502-0043	1	Elbow, Male - Inverted			
504-0007	1	Cock, Shut Off - Fuel Pump			
502-0020	1	Elbow, Street Pipe - Fuel Pump			
332-0941	1	Tie, Cable			
120-0551	1	Cup Assembly - Oil Pump Intake			
166-0307	1	Distributor Assembly,			
167-0504	4	Plug, Spark			
211-0152	1	End Bell, Exciter Adapter			
220-0843	1	Stator Assembly, Wound			
515-0103	1	Key, Fan			
518-0015	1	Ring, Retaining			
517-0093	2	Button, Dot ( $\frac{1}{2}$ " )			
301-1551	1	Panel, Control, Upper			
337-0044	1	Strap, Ground			
301-0648	1	Plate, Ground			
508-0063	2	Grommet (3-3/8" OD)			

SPECIAL PARTS LIST FOR MODEL 15.0RJC-4R SPEC 14134AA  
 FOR STANDARD PARTS REFER TO CATALOG 974-0220 KEY NO. 2  
 (PARTS CATALOG ALSO CONTAINS COMPONENTS FOR MAJOR OPTIONAL FEATURES LISTED BELOW)  
 WIRING DIAGRAM NO. (ENG)612-2717-01(AC)612-4816-02

PART NO.	QTY.	DESCRIPTION	PART NO.	QTY.	DESCRIPTION
Natural Gas Carburetor					
High Compression Pistons					
Oil Bath Air Cleaner					
Overspeed Cut Off					
505-0019	1	Bushing, Reducer			
502-0043	1	Elbow, Male - Inverted			
520-0798	4	Stud, Generator Through			
520-0790	1	Stud, Rotor Through			
301-2204	1	Panel, Control - Upper			



SPECIAL PARTS LIST FOR **MODEL** 12.5RJC-4R **SPEC** 14154AA  
 FOR STANDARD PARTS REFER TO **CATALOG** 974-0220 **KEY NO.** 3  
 (PARTS CATALOG ALSO CONTAINS COMPONENTS FOR MAJOR OPTIONAL FEATURES LISTED BELOW)

**WIRING DIAGRAM NO.** (ENG) 612-2717-01 (AC) 612-4816-01

PART NO.	QTY.	DESCRIPTION	PART NO.	QTY.	DESCRIPTION
City Water Cooled					
Water Cooled Manifold					
Natural Gas Carburetor					
Overspeed Cut Off					
Skid And Battery Rack					
517-0059	1	Plug, Expansion (1-7/16" OD)			
503-0478	1	Hose, Water Inlet, 9" Lg.			
505-0376	1	Elbow, 45° (3/8")			
301-2204	1	Panel, Control - Upper			
416-0522	1	Plate, Battery Mounting			

SPECIAL PARTS LIST FOR MODEL 15.0RJC-4R SPEC 14157AA  
 FOR STANDARD PARTS REFER TO CATALOG 974-0220 KEY NO. 2  
 (PARTS CATALOG ALSO CONTAINS COMPONENTS FOR MAJOR OPTIONAL FEATURES LISTED BELOW)

WIRING DIAGRAM NO. (ENG) 612-4134-01 (AC) 612-4816-07

PART NO.	QTY.	DESCRIPTION	PART NO.	QTY.	DESCRIPTION
Housed Unit					
Muffler Mounted On Housing					
Water Jacket Heater					
Oil Base Heater					
Overspeed Cut Off					
520-0798	4	Stud, Generator Through			
520-0790	1	Stud, Rotor Through			
301-2204	1	Panel, Control - Upper			
307-1077	1	Relay, Time Delay - 3 Second			
323-0052	1	Socket, 8 Contact - Octal			
		Type			
155-0360	1	Muffler, Critical Type			
155-0927	1	Tube, Exhaust			
140-0078	2	Bands, Muffler - Mounted On			
		Housing			
405-1889	1	Shield, Rain			
505-0043	2	Elbow, 90° (1½")			

SPECIAL PARTS LIST FOR MODEL 15.0RJC-4R SPEC 14181AA  
 FOR STANDARD PARTS REFER TO CATALOG 974-0220 KEY NO. 4  
 (PARTS CATALOG ALSO CONTAINS COMPONENTS FOR MAJOR OPTIONAL FEATURES LISTED BELOW)  
 WIRING DIAGRAM NO. (ENG)612-2718-01(AC)612-4816-02

PART NO.	QTY.	DESCRIPTION	PART NO.	QTY.	DESCRIPTION
City Water Cooled					
Water Cooled Manifold					
Gas - Gasoline Carburetor					
Overspeed Cut Off					
Low Oil Pressure Cut Off					
High Water Temperature Cut Off					
Overcrank Cut Off					
505-0376	1	Elbow - 45° (3/8")			
517-0059	1	Plug, Expansion - Exhaust Manifold (1-7/16" OD)			
332-0941	1	Tie, Cable - Solenoid Coil			
503-0478	1	Hose, Water Inlet - 9" Lg.			
520-0798	4	Stud, Generator Through			
520-0790	1	Stud, Rotor Through			
301-2204	1	Panel, Control - Upper			
307-0655	3	Latch, Relay - Emergency Stop & Alarm, Low Oil Pressure, High Water Temperature, & Overspeed			
301-2125	1	Panel, Control - Lower			
322-0004	4	Lamp, Plant, Low Oil Pressure, High Water Temperature, Overspeed			
322-0069	4	Holder, Lamp			
332-0795	1	Block, Terminal - Engine			
332-0862	1	Strip, Marker			

SPECIAL PARTS LIST FOR **MODEL** 12.5RJC-4R **SPEC** 14183AA  
 FOR STANDARD PARTS REFER TO **CATALOG** 974-0220 **KEY NO.** 1  
 (PARTS CATALOG ALSO CONTAINS COMPONENTS FOR MAJOR OPTIONAL FEATURES LISTED BELOW)

**WIRING DIAGRAM NO.** (ENG) 612-2718-01 (AC) 612-4816-01

PART NO.	QTY.	DESCRIPTION	PART NO.	QTY.	DESCRIPTION
		Overspeed Cut Off			
		Low Oil Pressure Cut Off			
		High Water Temperature Cut Off			
		Overcrank Cut Off			
301-2204	1	Panel, Control - Upper			
307-0655	3	Relay, Emergency Latching			
320-0259	1	Relay, Cranking Limiter			
301-2125	1	Panel, Control - Lower			
322-0004	4	Lamp, Plant, Low Oil Pressure			
		High Water Temperature,			
		Overspeed			
322-0069	4	Holder, Lamp			
332-0795	1	Block, Terminal (16 Place)			
332-0862	1	Strip, Marker (For 16 Place			
		Block)			

SPECIAL PARTS LIST FOR MODEL 15.0RJC-3R SPEC 14183AA  
 FOR STANDARD PARTS REFER TO CATALOG 974-0220 KEY NO. 2  
 (PARTS CATALOG ALSO CONTAINS COMPONENTS FOR MAJOR OPTIONAL FEATURES LISTED BELOW)  
 WIRING DIAGRAM NO. (ENG) 612-2718-01 (AC) 612-4815-02

PART NO.	QTY.	DESCRIPTION	PART NO.	QTY.	DESCRIPTION
		Overspeed Cut Off			
		Low Oil Pressure Cut Off			
		High Water Temperature Cut Off			
		Overcrank Cut Off			
307-0655	3	Relay, Emergency Latching			
320-0259	1	Relay, Cranking Limiter			
301-2125	1	Panel, Control - Lower			
322-0004	4	Lamp, Plant, Low Oil Pressure, High Water Temperature, Overspeed			
322-0069	4	Holder, Lamp			
332-0795	1	Block, Terminal - 16 Place			
332-0862	1	Strip, Marker (For 16 Place Block)			
301-2288	1	Panel, Control - Upper			

SPECIAL PARTS LIST FOR MODEL 15.0RJC-4R SPEC 14183AA  
 FOR STANDARD PARTS REFER TO CATALOG 974-0220 KEY NO. 2  
 (PARTS CATALOG ALSO CONTAINS COMPONENTS FOR MAJOR OPTIONAL FEATURES LISTED BELOW)

WIRING DIAGRAM NO. (ENG)612-2718-01(AC)612-4816-02

PART NO.	QTY.	DESCRIPTION	PART NO.	QTY.	DESCRIPTION
		Overspeed Cut Off			
		Low Oil Pressure Cut Off			
		High Water Temperature Cut Off			
		Overcrank Cut Off			
520-0798	4	Stud, Generator Through			
520-0790	1	Stud, Rotor Through			
301-2204	1	Panel, Control - Upper			
		Wiring - Overspeed			
307-0655	3	Relay, Lop, Hwt, Overspeed			
		Shutdown			
301-2125	1	Panel, Control - Lower			
322-0004	4	Lamp, Plant, Low Oil Pressure,			
		High Water Temperature,			
		Overspeed			
322-0069	4	Holder, Lamp			
332-0795	1	Block, Terminal - Engine			
332-0862	1	Strip, Marker			

SPECIAL PARTS LIST FOR MODEL 15.0RJC-3R SPEC 14187AA  
 FOR STANDARD PARTS REFER TO CATALOG 974-0220 KEY NO. 2  
 (PARTS CATALOG ALSO CONTAINS COMPONENTS FOR MAJOR OPTIONAL FEATURES LISTED BELOW)

WIRING DIAGRAM NO. (ENG) 612-4134-01 (AC) 612-4815-07

PART NO.	QTY.	DESCRIPTION	PART NO.	QTY.	DESCRIPTION
Housed Model					
Muffler Mounted On Housing					
Mounted Fuel Tank					
Water Jacket Heater					
Oil Base Heater					
307-1077	1	Relay, Time Delay - 3 Second			
323-0052	1	Socket, 8 Contact - Octal Type			
301-2288	1	Panel, Control - Upper			
155-0360	1	Muffler, Critical Type			
155-0927	1	Tube, Exhaust			
140-0078	2	Bands, Muffler - Mounted On Housing			
405-1889	1	Shield, Rain			
505-0043	2	Elbow, 90° (1½")			
501-0005	1	Line, Flex - Fuel (18½" Lg.)			

SPECIAL PARTS LIST FOR MODEL 15.0RJC-4R SPEC 14187AA  
 FOR STANDARD PARTS REFER TO CATALOG 974-0220 KEY NO. 2  
 (PARTS CATALOG ALSO CONTAINS COMPONENTS FOR MAJOR OPTIONAL FEATURES LISTED BELOW)  
 WIRING DIAGRAM NO. (ENG) 612-4134-01 (AC) 612-4816-07

PART NO.	QTY.	DESCRIPTION	PART NO.	QTY.	DESCRIPTION
Housed Unit					
Muffler Mounted On Housing					
Mounted Fuel Tank					
Water Jacket Heater					
Oil Base Heater					
520-0798	4	Stud, Generator Through			
520-0790	1	Stud, Rotor Through			
301-2204	1	Panel, Control - Upper			
307-1077	1	Relay, Time Delay - 3 Second			
323-0052	1	Socket, 8 Contact - Octal Type			
155-0360	1	Muffler, Critical Type			
155-0927	1	Tube, Exhaust			
140-0078	2	Bands, Muffler - Mounted On Housing			
405-1889	1	Shield, Rain			
505-0043	2	Elbow, 90° (1½")			
501-0005	1	Line, Flex - Fuel (18½" Lg.)			



SPECIAL PARTS LIST FOR MODEL 12.5RJC-4XR SPEC 14218AA  
 FOR STANDARD PARTS REFER TO CATALOG 974-0220 KEY NO. 1  
 (PARTS CATALOG ALSO CONTAINS COMPONENTS FOR MAJOR OPTIONAL FEATURES LISTED BELOW)  
 WIRING DIAGRAM NO. (ENG) 612-2717-01 (AC) 612-4817-04

PART NO.	QTY.	DESCRIPTION	PART NO.	QTY.	DESCRIPTION
Housed Model					
LPG Vapor & Gasoline Carburetor					
Muffler Mounted on Housing					
Water Jacket Heater					
Oil Base Heater					
Overspeed Cut Off					
504-0007	1	Cock, Shut Off - Fuel Pump			
502-0020	1	Elbow, Street Pipe - Fuel Pump			
332-0941	1	Tie, Cable - Solenoid Coil Assembly			
301-2308	1	Panel, Control - Upper			
155-0360	1	Muffler, Critical Type			
155-0927	1	Tube, Exhaust			
140-0078	2	Bands, Muffler - Mounted On Housing			
405-1889	1	Shield, Rain			
505-0043	2	Elbow, 90° (1½")			

SPECIAL PARTS LIST FOR MODEL 15.0RJC-4R SPEC 14219AA  
 FOR STANDARD PARTS REFER TO CATALOG 974-0220 KEY NO. 4  
 (PARTS CATALOG ALSO CONTAINS COMPONENTS FOR MAJOR OPTIONAL FEATURES LISTED BELOW)  
 WIRING DIAGRAM NO. (ENG)612-4857-01(AC)612-4816-02

PART NO.	QTY.	DESCRIPTION	PART NO.	QTY.	DESCRIPTION
		City Water Cooled			
		Water Cooled Manifold			
		Overspeed Cut Off			
		Low Oil Pressure Cut Off			
		High Water Temperature Cut Off			
		Overcrank Cut Off			
517-0059	1	Plug, Expansion - Exhaust			
		Manifold (1-7/16" OD)			
503-0478	1	Hose, Water Inlet - 9" Lg.			
520-0798	4	Stud, Generator Through			
520-0790	1	Stud, Rotor Through			
301-2204	1	Panel, Control - Upper			
301-2125	1	Panel, Control - Lower			
307-0655	3	Relay, Low Oil Pressure, High			
		Water Temperature, &			
		Overspeed Shutdown			
322-0004	4	Lamp, Panel, Plant, Low Oil			
		Pressure, High Water			
		Temperature, & Overspeed			
322-0069	4	Holder, Lamp			
307-0819	1	Relay, Low Engine Temperature			
307-1157	1	Spring, Relay Hold Down			
307-1143	1	Relay, Generating			
323-0760	1	Socket, Relay			
332-0943	2	Spacer, Relay Socket (3/8" OD)			
307-0778	1	Spring, Hold Down			
332-1005	1	Block, Terminal (20 Place)			
332-1006	1	Strip, Marker - For 20 Place			
		Block			
323-0052	1	Socket, 8 Contact - Octal			
		Type			
301-3241	1	Bracket, Relay Mounting			

SPECIAL PARTS LIST FOR MODEL 15 ORIC-4R31 SPEC 14285AA  
 FOR STANDARD PARTS REFER TO CATALOG 974-0220 KEY NO. 4  
 (PARTS CATALOG ALSO CONTAINS COMPONENTS FOR MAJOR OPTIONAL FEATURES LISTED BELOW)

WIRING DIAGRAM NO. (ENG) 612-4912-01 (AC) 612-4816-02

PART NO.	QTY.	DESCRIPTION	PART NO.	QTY.	DESCRIPTION
Note: Pennsylvania Approved Natural Gas Carburetor High Compression Pistons City Water Cooled Water Cooled Manifold Heat Exchanger Low Oil Pressure Cut Off - Dual Senders High Water Temperature Cut Off - Dual Senders Overcrank Cut Off Overspeed Cut Off			149-0558	1	Strainer, Regulator
			307-0829	1	Kit, Coil Replacement
			416-0325	1	Hydrometer, 3 Color Scale Battery Tester
			307-0833	1	Valve, Solenoid - Electric
			504-0019	1	Valve, Lock Shield - Manua
309-0179	1	Thermostat - Open 190° F, Close 215° F - Adapter Assembly			
502-0257	1	Tee, Brass - Exhaust Manifold (3/8" Pipe)			
517-0059	1	Plug, Expansion - Exhaust Manifold (1-7/16" OD)			
503-0478	1	Hose, Water Inlet - 9" Lg.			
520-0798	4	Stud, Generator Through			
520-0790	1	Stud, Rotor Through			
301-2204	1	Panel, Control - Upper			
320-0259	1	Relay, Cranking Limiter			
301-2125	1	Panel, Control - Lower			
307-0848	1	Relay, Oil Pressure - To 15 Seconds			
322-0004	4	Lamp, Plant, Low Oil Pressure High Water Temperature, Overspeed			
322-0069	4	Holder, Lamp			
307-0655	3	Relay, Low Oil Pressure, High Water Temperature, Overspeed			
332-0943	4	Spacer, Relay Socket			
307-0778	2	Spring, Hold Down			
332-1005	1	Block, Terminal (20 Place)			
332-1006	1	Strip, Marker - For 20 Place Block			
307-0819	1	Relay, Low Engine Temperature			
307-0819	2	Relay, Low Oil Pressure & High Water Temperature			
323-0052	3	Socket, 8 Contact - Octal Type			
308-0005	1	Switch, Selector			
301-3252	1	Bracket, Relay Mounting			
307-1143	1	Relay, Generating			
323-0760	1	Socket, Relay			
332-0612	1	Strip, Marker (Use With 3 Place Terminal Block)			

SPECIAL PARTS LIST FOR MODEL 12.5RJC-4R131 SPEC 14293AA  
 FOR STANDARD PARTS REFER TO CATALOG 974-0220 KEY NO. 1  
 (PARTS CATALOG ALSO CONTAINS COMPONENTS FOR MAJOR OPTIONAL FEATURES LISTED BELOW)

WIRING DIAGRAM NO. (ENG)612-4911-01(AC)612-4816-01

PART NO.	QTY.	DESCRIPTION	PART NO.	QTY.	DESCRIPTION
Note: Pennsylvania Approved LPG Vapor Carburetor Oil Base Heater Water Jacket Heater Overspeed Cut Off Low Oil Pressure Cut Off - Dual Senders High Water Temperature Cut Off - Dual Senders Overcrank Cut Off					
502-0058	1	Tee, Restricted Front - Cylinder Head			
301-2204	1	Panel, Control - Upper			
320-0259	1	Relay, Cranking Limiter			
301-2125	1	Panel, Control - Lower			
322-0004	4	Lamp, Plant, Low Oil Pressure High Water Temperature, Overspeed			
322-0069	4	Holder, Lamp			
307-0655	3	Relay, Low Oil Pressure, High Water Temperature, Overspeed			
307-0848	1	Relay, Oil Pressure - To 15 Seconds			
332-0943	4	Spacer, Relay Socket			
307-0778	2	Spring, Hold Down			
332-1005	1	Block, Terminal - 20 Place			
332-1006	1	Strip, Marker (For 20 Place Block)			
307-0819	2	Relay, Low Oil Pressure & High Water Temperature			
323-0052	3	Socket, 8 Contact - Octal Type			
308-0005	1	Switch, Selector			
301-3241	1	Bracket, Relay			
307-1077	1	Relay, Time Delay Starting - 3 Seconds			
149-0558	1	Strainer, Regulator			
307-0829	1	Kit, Coil Replacement			
416-0325	1	Hydrometer, 3 Color Scale - Battery Tester			

SPECIAL PARTS LIST FOR MODEL 15.0RJC-5DR SPEC 14327AA  
 FOR STANDARD PARTS REFER TO CATALOG 974-0220 KEY NO. 2  
 (PARTS CATALOG ALSO CONTAINS COMPONENTS FOR MAJOR OPTIONAL FEATURES LISTED BELOW)  
 WIRING DIAGRAM NO. (ENG) 612-2865-01(AC) 612-4818-07

PART NO.	QTY.	DESCRIPTION	PART NO.	QTY.	DESCRIPTION
Housed Unit					
Overspeed Cut Off					
520-0798	4	Stud, Generator Through			
520-0790	1	Stud, Rotor Through			
301-2204	1	Panel, Control - Upper			
307-0696	1	Relay, Cycle Cranker - Time Delay 10 Seconds			
307-0734	1	Relay, Cycle Cranker - Time Delay 5 Seconds			
323-0052	2	Socket, 8 Contact - Octal Type			
353-0015	1	Resistor, 3.5 Ohm, 10 Watt			

SPECIAL PARTS LIST FOR MODEL 15.0RJC-4R SPEC 14352AA  
 FOR STANDARD PARTS REFER TO CATALOG 974-0220 KEY NO. 2  
 (PARTS CATALOG ALSO CONTAINS COMPONENTS FOR MAJOR OPTIONAL FEATURES LISTED BELOW)

WIRING DIAGRAM NO. (ENG) 612-3024-01 (AC) 612-4816-17

PART NO.	QTY.	DESCRIPTION	PART NO.	QTY.	DESCRIPTION
Housed Model					
LPG Vapor Carburetor					
Muffler Mounted On Housing					
Water Jacket Heater					
Oil Base Heater					
Overspeed Cut Off					
520-0798	4	Stud, Generator Through			
520-0790	1	Stud, Rotor Through			
301-2204	1	Panel, Control - Upper			
303-0201	1	Rheostat Assembly -			
		Adjustable			
332-0762	1	Strip, Marker			
332-0612	1	Switch, Remote - Close To			
		Run - Open To Stop			
155-0360	1	Muffler, Critical Type			
155-0927	1	Tube, Exhaust			
140-0078	2	Bands, Muffler - Mounted On			
		Housing			
405-1889	1	Shield, Rain			
505-0043	2	Elbow, 90° (1½")			

SPECIAL PARTS LIST FOR MODEL 15.0RJC-3R SPEC 14354AA  
 FOR STANDARD PARTS REFER TO CATALOG 974-0220 KEY NO. 4  
 (PARTS CATALOG ALSO CONTAINS COMPONENTS FOR MAJOR OPTIONAL FEATURES LISTED BELOW)

WIRING DIAGRAM NO. (ENG) 612-2717-01 (AC) 612-4815-02

PART NO.	QTY.	DESCRIPTION	PART NO.	QTY.	DESCRIPTION
		City Water Cooled Water Cooled Manifold Heat Exchanger LPG Vapor Carburetor Skid Base Assembly			
130-0813	1	Line, Water - Heat Exchanger To Cylinder Head			
502-0257	1	Tee, Brass - Exhaust Manifold (3/8" Pipe)			
517-0059	1	Plug, Expansion (1-7/16" OD)			
503-0478	1	Hose, Water Inlet - 9" Lg.			
416-0522	1	Plate, Battery			
301-2288	1	Panel, Control - Upper			

SPECIAL PARTS LIST FOR MODEL 15.0RJC-3R SPEC 14380AA  
 FOR STANDARD PARTS REFER TO CATALOG 974-0220 KEY NO. 2  
 (PARTS CATALOG ALSO CONTAINS COMPONENTS FOR MAJOR OPTIONAL FEATURES LISTED BELOW)  
 WIRING DIAGRAM NO. (ENG) 612-2718-01 (AC) 612-4815-12

PART NO.	QTY.	DESCRIPTION	PART NO.	QTY.	DESCRIPTION
		Overspeed Cut Off			
		Low Oil Pressure Cut Off			
		High Water Temperature Cut Off			
		Overcrank Cut Off			
301-2288	1	Panel, Control - Upper			
303-0201	1	Rheostat Assembly - Voltage Adjustable			
307-0655	3	Relay, Emergency Latching			
320-0259	1	Relay, Cranking Limiter			
301-2125	1	Panel Control - Lower			
322-0004	4	Lamp, Plant, Low Oil Pressure, High Water Temperature, Overspeed			
322-0069	4	Holder, Lamp			
332-0795	1	Block, Terminal - Engine			
332-0862	1	Strip, Marker			



SPECIAL PARTS LIST FOR **MODEL** 12.5RJC-4R **SPEC** 14431AA  
 FOR STANDARD PARTS REFER TO **CATALOG** 974-0220 **KEY NO.** 1  
 (PARTS CATALOG ALSO CONTAINS COMPONENTS FOR MAJOR OPTIONAL FEATURES LISTED BELOW)  
**WIRING DIAGRAM NO.** (ENG)612-2940-01(AC)612-4816-11

PART NO.	QTY.	DESCRIPTION	PART NO.	QTY.	DESCRIPTION
Gas - Gasoline Carburetor					
Overspeed Cut Off					
Low Oil Pressure Cut Off					
High Water Temperature Cut Off					
Overcrank Cut Off					
504-0007	1	Cock, Shut Off - Fuel Pump			
502-0020	1	Elbow, Street Pipe - Fuel Pump			
332-0941	1	Tie, Cable - Solenoid Coil Assembly			
301-2204	1	Panel, Control - Upper			
307-0655	3	Relay, Emergency Latching			
320-0259	1	Relay, Cranking Limiter			
301-2125	1	Panel, Control - Lower			
322-0004	4	Lamp, Plant, Low Oil Pressure			
		High Water Temperature,			
		Overspeed			
322-0069	4	Holder, Lamp			
332-0795	1	Block, Terminal (16 Place)			
332-0862	1	Strip, Marker (For 16 Place Block)			
303-0201	1	Rheostat Assembly- Adjustable			
307-0696	1	Relay, 10 Second			
323-0052	2	Socket, 8 Contact - Octal Type			
307-0734	1	Relay, Cycle Cranker - 5 Second			
353-0015	1	Resistor, 3.5 Ohm - 10 Watt			

SPECIAL PARTS LIST FOR **MODEL** 12.5RJC-3R **SPEC** 14466AA  
 FOR STANDARD PARTS REFER TO **CATALOG** 974-0220 **KEY NO.** 1  
 (PARTS CATALOG ALSO CONTAINS COMPONENTS FOR MAJOR OPTIONAL FEATURES LISTED BELOW)  
**WIRING DIAGRAM NO.** (ENG)612-2718-01(AC)612-4815-01

PART NO.	QTY.	DESCRIPTION	PART NO.	QTY.	DESCRIPTION
		Natural Gas Carburetor			
		Overspeed Cut Off			
		Water Jacket Heater			
		Low Oil Pressure Cut Off			
		High Water Temperature Cut Off			
		Overcrank Cut Off			
		Oil Base Heater			
301-2288	1	Panel, Control - Upper			
307-0655	3	Relay, Emergency Latching			
320-0259	1	Relay, Cranking Limiter			
301-2125	1	Panel, Control - Lower			
322-0004	4	Lamp, Plant, Low Oil Pressure			
		High Water Temperature,			
		Overspeed			
322-0069	4	Holder, Lamp			
332-0795	1	Block, Terminal (16 Place)			
332-0862	1	Strip, Marker - For 16 Place			
		Block			

SPECIAL PARTS LIST FOR MODEL 15.0RJC-3R SPEC 14466AA  
 FOR STANDARD PARTS REFER TO CATALOG 974-0220 KEY NO. 2  
 (PARTS CATALOG ALSO CONTAINS COMPONENTS FOR MAJOR OPTIONAL FEATURES LISTED BELOW)  
 WIRING DIAGRAM NO. (ENG)612-2718-01(AC)612-4815-02

PART NO.	QTY.	DESCRIPTION	PART NO.	QTY.	DESCRIPTION
LPG Liquid Carburetor					
Water Jacket Heater					
Oil Base Heater					
Overspeed Cut Off					
Low Oil Pressure Cut Off					
High Water Temperature Cut Off					
Overcrank Cut Off					
301-2288	1	Panel, Control - Upper			
307-0655	3	Relay, Emergency Latching			
320-0259	1	Relay, Cranking Limiter			
301-2125	1	Panel, Control - Lower			
322-0004	4	Lamp, Plant, Low Oil Pressure High Water Temperature, Overspeed			
322-0069	4	Holder, Lamp			
332-0795	1	Block, Terminal (16 Place)			
332-0862	1	Strip, Marker - For 16 Place Block			

SPECIAL PARTS LIST FOR MODEL 12.5RJC-5DR SPEC 14521AA  
 FOR STANDARD PARTS REFER TO CATALOG 974-0220 KEY NO. 1  
 (PARTS CATALOG ALSO CONTAINS COMPONENTS FOR MAJOR OPTIONAL FEATURES LISTED BELOW)  
 WIRING DIAGRAM NO. (ENG)612-4134-01(AC)612-4818-01

PART NO.	QTY.	DESCRIPTION	PART NO.	QTY.	DESCRIPTION
		Water Jacket Heater			
		Oil Base Heater			
		Overspeed Cut Off			
167-1595	1	Lead Assembly, 24" (Resistor Type)			
167-1596	3	Lead Assembly, 12" (Resistor Type)			
332-1924	1	Cable, Tie			
307-1077	1	Relay, Time Delay - 3 Second			
323-0052	1	Socket, 8 Contact - Octal Type			
301-2204	1	Panel, Control - Upper			

SPECIAL PARTS LIST FOR MODEL 15.0RJC-4R SPEC 14552AA  
 FOR STANDARD PARTS REFER TO CATALOG 974-0220 KEY NO. 2  
 (PARTS CATALOG ALSO CONTAINS COMPONENTS FOR MAJOR OPTIONAL FEATURES LISTED BELOW)  
 WIRING DIAGRAM NO. (ENG)612-4775-01(AC)612-4816-02

PART NO.	QTY.	DESCRIPTION	PART NO.	QTY.	DESCRIPTION
		Natural Gas Carburetor			
		High Compression Pistons			
		Water Jacket Heater			
		Oil Base Heater			
		Overspeed Cut Off			
		Low Oil Pressure Cut Off - Dual Senders			
		High Water Temperature Cut Off - Dual Senders			
		Overcrank Cut Off			
520-0798	4	Stud, Generator Through			
520-0790	1	Stud, Rotor Through			
301-2204	1	Panel, Control - Upper			
307-0848	1	Relay, Oil Pressure - To 15 Seconds			
307-0655	3	Relay, Low Oil Pressure, High Water Temperature, Overspeed			
332-0943	4	Spacer, Relay Sockets (3/8" OD X 3/16" ID)			
307-0819	2	Relay, Low Oil Pressure & High Water Temperature Alarm			
323-0052	2	Socket, 8 Contact - Octal Type			
301-3252	1	Bracket, Relay Mounting			
301-2125	1	Panel, Control - Lower			
322-0004	4	Lamp, Plant, Low Oil Pressure High Water Temperature, Overspeed			
322-0069	4	Holder, Lamp			
307-0778	2	Spring, Hold Down			
332-1005	1	Block, Terminal (20 Place)			
332-1006	1	Strip, Marker - For 20 Place Block			
332-0612	1	Strip, Marker (Use With 3 Place Block)			
307-1143	1	Relay, Generating			
323-0760	1	Socket, Relay			
307-1157	1	Spring, Relay Hold Down			

SPECIAL PARTS LIST FOR MODEL 15.0RJC-4R SPEC 14561AA  
 FOR STANDARD PARTS REFER TO CATALOG 974-0220 KEY NO. 2  
 (PARTS CATALOG ALSO CONTAINS COMPONENTS FOR MAJOR OPTIONAL FEATURES LISTED BELOW)  
 WIRING DIAGRAM NO. (ENG) 612-2940-01 (AC) 612-4816-07

PART NO.	QTY.	DESCRIPTION	PART NO.	QTY.	DESCRIPTION
Housed Model					
LPG Vapor Carburetor					
Muffler Mounted On Housing					
Water Jacket Heater					
Oil Base Heater					
Overspeed Cut Off					
Low Oil Pressure Cut Off					
High Water Temperature Cut Off					
Overcrank Cut Off					
520-0798	4	Stud, Generator Through			
520-0790	1	Stud, Rotor Through			
301-2204	1	Panel, Control - Upper			
301-2125	1	Panel, Control - Lower			
307-0655	3	Relay, Low Oil Pressure, High Water Temperature, Overspeed Shutdown			
322-0004	4	Lamp, Plant, Low Oil Pressure, High Water Temperature, Overspeed			
322-0069	4	Holder, Lamp			
332-0795	1	Block, Terminal - 16 Place			
332-0862	1	Strip, Marker (For 16 Place Block)			
307-0734	1	Relay, Cycle Cranker - 5 Second			
307-0696	1	Relay, 10 Second			
323-0052	2	Socket, 8 Contact - Octal Type			
353-0015	1	Resistor, 3.5 Ohm, 10 Watt			
155-0360	1	Muffler, Critical Type			
155-0927	1	Tube, Exhaust			
140-0078	2	Bands, Muffler - Mounted On Housing			
405-1889	1	Shield, Rain			
505-0043	2	Elbow, 90° (1½")			

SPECIAL PARTS LIST FOR MODEL 15.0RJC-18R SPEC 14561AA  
 FOR STANDARD PARTS REFER TO CATALOG 974-0220 KEY NO. 2  
 (PARTS CATALOG ALSO CONTAINS COMPONENTS FOR MAJOR OPTIONAL FEATURES LISTED BELOW)

WIRING DIAGRAM NO. (ENG) 612-2940-01 (AC) 612-4814-04

PART NO.	QTY.	DESCRIPTION	PART NO.	QTY.	DESCRIPTION
		Housed Unit			
		Muffler Mounted On Housing			
		LPG Vapor Carburetor			
		Water Jacket Heater			
		Overspeed Cut Off			
		Low Oil Pressure Cut Off			
		High Water Temperature Cut Off			
		Overcrank Cut Off			
		Oil Base Heater			
520-0798	4	Stud, Generator Through			
520-0790	1	Stud, Rotor Through			
301-2019	1	Panel, Control - Upper			
301-2125	1	Panel, Control - Lower			
322-0004	4	Lamp, Plant, Low Oil Pressure			
		High Water Temperature,			
		Overspeed			
322-0069	4	Holder, Lamp			
307-0655	3	Relay, Emergency Latching			
323-0052	2	Socket, 8 Contact - Octal			
		Type			
332-0862	1	Strip, Marker			
307-0734	1	Relay, Cycle Cranker -			
		5 Second			
307-0696	1	Relay, 10 Second			
353-0015	1	Resistor, 3.5 Ohm, 10 Watt			
155-0360	1	Muffler, Critical Type			
155-0927	1	Tube, Exhaust			
140-0078	2	Bands, Muffler - Mounted On			
		Housing			
405-1889	1	Shield, Rain			
505-0043	2	Elbow, 90° (1½")			

SPECIAL PARTS LIST FOR MODEL 15.0RJC-18R SPEC 14570AA  
 FOR STANDARD PARTS REFER TO CATALOG 974-0220 KEY NO. 2  
 (PARTS CATALOG ALSO CONTAINS COMPONENTS FOR MAJOR OPTIONAL FEATURES LISTED BELOW)  
 WIRING DIAGRAM NO. (ENG) 612-2717-01 (AC) 612-4814-04

PART NO.	QTY.	DESCRIPTION	PART NO.	QTY.	DESCRIPTION
Housed Unit					
Gas - Gasoline Carburetor					
Mounted Fuel Tank					
Muffler Mounted On Housing					
332-0941	1	Tie, Cable - Solenoid Coil Assembly			
520-0799	4	Stud, Generator Through			
520-0791	1	Stud, Rotor Through			
220-2044	1	Stator Assembly, Wound			
201-2159	1	Rotor Assembly, Wound			
301-2019	1	Panel, Control - Upper			
155-0360	1	Muffler, Critical Type			
155-0927	1	Tube, Exhaust			
140-0078	2	Bands, Muffler - Mounted On Housing			
405-1889	1	Shield, Rain			
505-0043	2	Elbow, 90° (1½")			
501-0005	1	Line, Fuel - Flex (18½" Lg.)			



SPECIAL PARTS LIST FOR MODEL 15.0RJC-4R31 SPEC 14571AA  
 FOR STANDARD PARTS REFER TO CATALOG 974-0220 KEY NO. 2  
 (PARTS CATALOG ALSO CONTAINS COMPONENTS FOR MAJOR OPTIONAL FEATURES LISTED BELOW)

WIRING DIAGRAM NO. (ENG)612-4874-01(AC)612-4816-02

PART NO.	QTY.	DESCRIPTION	PART NO.	QTY.	DESCRIPTION
Note: Pennsylvania Approved Natural Gas Carburetor High Compression Pistons Low Oil Pressure Cut Off - Dual Senders High Water Temperature Cut Off - Dual Senders Overcrank Cut Off Overspeed Cut Off					
520-0798	4	Stud, Generator Through			
520-0790	1	Stud, Rotor Through			
301-2204	1	Panel, Control - Upper			
301-2125	1	Panel, Control - Lower			
307-0655	3	Relay, Low Oil Pressure, High Water Temperature, & Overspeed Shutdown			
322-0004	4	Lamp, Panel, Plant, Low Oil Pressure, High Water Temperature, & Overspeed			
322-0069	4	Holder, Lamp			
307-0819	2	Relay, Low Oil Pressure, High Water Temperature			
307-0848	1	Relay, Oil Pressure - To 15 Seconds			
323-0052	2	Socket, 8 Contact - Octal Type			
332-0943	4	Spacer, Relay Socket (3/8" OD)			
307-0778	2	Spring, Hold Down			
332-1005	1	Block, Terminal (20 Place)			
332-1006	1	Strip, Marker - For 20 Place Block			
308-0005	1	Switch, Selector			
301-3252	1	Bracket, Relay Mounting			
149-0558	1	Strainer, Regulator			
307-0829	1	Kit, Coil Replacement			
416-0325	1	Hydrometer, 3 Color Scale - Battery Tester			

SPECIAL PARTS LIST FOR MODEL 15.0RJC-4XR SPEC 14592AB  
 FOR STANDARD PARTS REFER TO CATALOG 974-0220 KEY NO. 2  
 (PARTS CATALOG ALSO CONTAINS COMPONENTS FOR MAJOR OPTIONAL FEATURES LISTED BELOW)

WIRING DIAGRAM NO. (ENG) 612-5509-01 (AC) 612-5501-05

PART NO.	QTY.	DESCRIPTION	PART NO.	QTY.	DESCRIPTION
		Housed Unit			
		Overspeed Cut Off			
		Low Oil Pressure Cut Off			
		High Water Temperature Cut Off			
		Overcrank Cut Off			
520-0798	4	Stud, Generator Through			
520-0790	1	Stud, Rotor Through			
301-2308	1	Panel, Control - Upper			
301-2125	1	Panel, Control - Lower			
322-0004	4	Lamp, Plant, Low Oil Pressure			
		High Water Temperature,			
		Overspeed			
322-0069	4	Holder, Lamp			
307-0655	3	Relay, Low Oil Pressure,			
		High Water Temperature,			
		Overspeed			
332-1005	1	Block, Terminal (20 Place)			
332-1006	1	Strip, Marker - For 20 Place			
		Block			

SPECIAL PARTS LIST FOR MODEL 15.0RJC-3R31 SPEC 14595AA  
 FOR STANDARD PARTS REFER TO CATALOG 974-0220 KEY NO. 4  
 (PARTS CATALOG ALSO CONTAINS COMPONENTS FOR MAJOR OPTIONAL FEATURES LISTED BELOW)

WIRING DIAGRAM NO. (ENG) 612-4874-01 (AC) 612-4815-07

PART NO.	QTY.	DESCRIPTION	PART NO.	QTY.	DESCRIPTION
Note: Pennsylvania Approved Natural Gas Carburetor City Water Cooled Water Cooled Manifold Housed Model Overspeed Cut Off Low Oil Pressure Cut Off - Dual Senders High Water Temperature Cut Off - Dual Senders Overcrank Cut Off High Compression Pistons			405-1750	2	Cover, Radiator
			149-0558	1	Strainer, Natural Gas
			307-0829	1	Kit, Coil - Fuel Valve
			416-0325	1	Hydrometer, Battery - 3 Color Scale
			504-0019	1	Valve, Globe - Lockshield
			307-0833	1	Valve, Solenoid
309-0179	1	Thermostat - Open 190° F, Close 215° F - Adapter Assembly			
517-0059	1	Plug, Expansion (1-7/16" OD)			
505-0376	1	Elbow, 45° (3/8")			
503-0478	1	Hose, Water Inlet - 9" Lg.			
301-2288	1	Panel, Control - Upper			
301-2125	1	Panel, Control - Lower			
307-0655	3	Relay, Low Oil Pressure, High Water Temperature, & Overspeed Shutdown			
322-0004	4	Lamp, Panel, Plant, Low Oil Pressure, High Water Temperature, & Overspeed			
322-0069	4	Holder, Lamp (Used On Plant, Low Oil Pressure, High Water Temperature, & Overspeed Shutdown)			
307-0819	2	Relay, Low Oil Pressure, High Water Temperature			
307-0848	1	Relay, Oil Pressure - To 15 Seconds			
323-0052	2	Socket, 8 Contact - Octal Type			
332-0943	4	Spacer, Relay Socket (3/8" OD)			
307-0778	2	Spring, Hold Down			
332-1005	1	Block, Terminal (20 Place)			
332-1006	1	Strip, Marker - For 20 Place Block			
308-0005	1	Switch, Selector			
301-3252	1	Bracket, Relay Mounting			
405-1132	1	Panel, Top - Housing			
405-1083	2	Door Assembly - Removable Panel			

SPECIAL PARTS LIST FOR **MODEL** 15.0RJC-4XR **SPEC** 14619AA  
 FOR STANDARD PARTS REFER TO **CATALOG** 974-0220 **KEY NO.** 4  
 (PARTS CATALOG ALSO CONTAINS COMPONENTS FOR MAJOR OPTIONAL FEATURES LISTED BELOW)  
**WIRING DIAGRAM NO.** (ENG) 612-2717-01(AC) 612-4817-02

PART NO.	QTY.	DESCRIPTION	PART NO.	QTY.	DESCRIPTION
		City Water Cooled			
		Water Cooled Manifold			
		Natural Gas Carburetor			
		Water Jacket Heater			
		Oil Base Heater			
		High Compression Pistons			
517-0059	1	Plug, Expansion (1-7/16" OD)			
		Exhaust Manifold			
520-0798	4	Stud, Generator Through			
520-0790	1	Stud, Rotor Through			
301-2308	1	Panel, Control - Upper			

PART NO.	QTY.	DESCRIPTION	PART NO.	QTY.	DESCRIPTION
		Natural Gas Carburetor			
		Water Jacket Heater			
		Oil Base Heater			
307-1077	1	Relay, Time Delay - 3 Second			
323-0052	1	Socket, 8 Contact - Octal Type			
301-2019	1	Panel, Control - Upper			

SPECIAL PARTS LIST FOR **MODEL** 12.5RJC-3R **SPEC** 14640AA  
 FOR STANDARD PARTS REFER TO **CATALOG** 974-0220 **KEY NO.** 1  
 (PARTS CATALOG ALSO CONTAINS COMPONENTS FOR MAJOR OPTIONAL FEATURES LISTED BELOW)  
**WIRING DIAGRAM NO.** (ENG) 612-2717-01 (AC) 612-4958-01

PART NO.	QTY.	DESCRIPTION	PART NO.	QTY.	DESCRIPTION
Natural Gas Carburetor					
Water Jacket Heater					
Oil Base Heater					
302-0809	1	Meter, Frequency - Optional - 120 Volt			
301-2288	1	Panel, Control - Upper			

SPECIAL PARTS LIST FOR **MODEL** 15.0RJC-3R **SPEC** 14640AA  
 FOR STANDARD PARTS REFER TO **CATALOG** 974-0220 **KEY NO.** 2.  
 (PARTS CATALOG ALSO CONTAINS COMPONENTS FOR MAJOR OPTIONAL FEATURES LISTED BELOW)  
**WIRING DIAGRAM NO.** (ENG)612-2717-01(AC)612-4958-02

PART NO.	QTY.	DESCRIPTION	PART NO.	QTY.	DESCRIPTION
LPG Vapor Carburetor					
Water Jacket Heater					
Oil Base Heater					
301-2288	1	Panel, Control - Upper			
302-0809	1	Meter, Frequency, 120 Volt			

SPECIAL PARTS LIST FOR **MODEL** 15.0RJC-4R **SPEC** 14644AA  
 FOR STANDARD PARTS REFER TO **CATALOG** 974-0220 **KEY NO.** 2  
 (PARTS CATALOG ALSO CONTAINS COMPONENTS FOR MAJOR OPTIONAL FEATURES LISTED BELOW)  
**WIRING DIAGRAM NO.** (ENG) 612-2717-01 (AC) 612-4816-12

PART NO.	QTY.	DESCRIPTION	PART NO.	QTY.	DESCRIPTION
Natural Gas Carburetor					
High Compression Pistons					
Overspeed Cut Off					
520-0798	4	Stud, Generator Through			
520-0790	1	Stud, Rotor Through			
301-2204	1	Panel, Control - Upper			
303-0201	1	Rheostat Assembly - Adjustable			





SPECIAL PARTS LIST FOR **MODEL** 15.0RJC-4XR **SPEC** 14644AA  
 FOR STANDARD PARTS REFER TO **CATALOG** 974-0220 **KEY NO.** 2  
 (PARTS CATALOG ALSO CONTAINS COMPONENTS FOR MAJOR OPTIONAL FEATURES LISTED BELOW)

**WIRING DIAGRAM NO.** (ENG) 612-2717-01 (AC) 612-4817-08

PART NO.	QTY.	DESCRIPTION	PART NO.	QTY.	DESCRIPTION
Natural Gas Carburetor					
High Compression Pistons					
Overspeed Cut Off					
520-0798	4	Stud, Generator Through			
520-0790	1	Stud, Rotor Through			
301-2308	1	Panel, Control - Upper			
303-0201	1	Rheostat Assembly - Adjustable			

SPECIAL PARTS LIST FOR MODEL 15.0RJC-18R SPEC 14668AA  
 FOR STANDARD PARTS REFER TO CATALOG 974-0220 KEY NO. 2  
 (PARTS CATALOG ALSO CONTAINS COMPONENTS FOR MAJOR OPTIONAL FEATURES LISTED BELOW)  
 WIRING DIAGRAM NO. (ENG)612-2717-01(AC)612-4814-02

PART NO.	QTY.	DESCRIPTION	PART NO.	QTY.	DESCRIPTION
Gas - Gasoline Carburetor					
332-0941	1	Tie, Cable - Solenoid Coil Assembly			
520-0799	4	Stud, Generator Through			
520-0791	1	Stud, Rotor Through			
220-2044	1	Stator Assembly, Wound			
201-2159	1	Rotor Assembly, Wound			
301-2019	1	Panel, Control - Upper			

SPECIAL PARTS LIST FOR **MODEL** 12.5RJC-3R **SPEC** 14698AA  
 FOR STANDARD PARTS REFER TO **CATALOG** 974-0220 **KEY NO.** 1  
 (PARTS CATALOG ALSO CONTAINS COMPONENTS FOR MAJOR OPTIONAL FEATURES LISTED BELOW)

**WIRING DIAGRAM NO.** (ENG) 612-2717-01 (AC) 612-4958-06

PART NO.	QTY.	DESCRIPTION	PART NO.	QTY.	DESCRIPTION
Housed Model Natural Gas Carburetor Water Jacket Heater Oil Base Heater					
302-0809	1	Meter, Frequency - Optional - 120 Volt			
301-2288	1	Panel, Control - Upper			

SPECIAL PARTS LIST FOR **MODEL** 15.0RJC-3R **SPEC** 14698AA  
 FOR STANDARD PARTS REFER TO **CATALOG** 974-0220 **KEY NO.** 2  
 (PARTS CATALOG ALSO CONTAINS COMPONENTS FOR MAJOR OPTIONAL FEATURES LISTED BELOW)  
**WIRING DIAGRAM NO.** (ENG) 612-2717-01 (AC) 612-4958-07

PART NO.	QTY.	DESCRIPTION	PART NO.	QTY.	DESCRIPTION
Housed Model					
LPG Vapor Carburetor					
Water Jacket Heater					
Oil Base Heater					
301-2288	1	Panel, Control - Upper			
302-0809	1	Meter, Frequency, 120 Volt			

SPECIAL PARTS LIST FOR MODEL 15.0RJC-3R31 SPEC 14722AA  
 FOR STANDARD PARTS REFER TO CATALOG 974-0220 KEY NO. 2  
 (PARTS CATALOG ALSO CONTAINS COMPONENTS FOR MAJOR OPTIONAL FEATURES LISTED BELOW)

WIRING DIAGRAM NO. (ENG) 612-4912-01 (AC) 612-4815-02

PART NO.	QTY.	DESCRIPTION	PART NO.	QTY.	DESCRIPTION
Note: Pennsylvania Approved Natural Gas Carburetor High Compression Pistons Low Oil Pressure Cut Off - Dual Senders High Water Temperature Cut Off - Dual Senders Overcrank Cut Off Overspeed Cut Off					
301-2288	1	Panel, Control - Upper			
301-2125	1	Panel, Control - Lower			
307-0848	1	Relay, Oil Pressure - To 15 Seconds			
322-0004	4	Lamp, Plant, Low Oil Pressure, High Water Temperature, Overspeed			
322-0069	4	Holder, Lamp			
307-0655	3	Relay, Low Oil Pressure, High Water Temperature, Overspeed			
332-0943	4	Spacer, Relay Socket			
307-0778	3	Spring, Hold Down			
332-1005	1	Block, Terminal - 20 Place			
332-1006	1	Strip, Marker (For 20 Place Block)			
307-0819	3	Relay, Low Engine Temperature, Low Oil Pressure & High Water Temperature			
323-0052	3	Socket, 8 Contact - Octal Type			
308-0005	1	Switch, Selector			
301-3252	1	Bracket, Relay Mounting			
307-1143	1	Relay, Generating			
323-0760	1	Socket, Relay			
332-0612	1	Strip, Marker (Use With 3 Place Terminal Block)			
149-0558	1	Strainer, Regulator			
307-0829	1	Kit, Coil Replacement			
416-0325	1	Hydrometer, 3 Color Scale - Battery Tester			

SPECIAL PARTS LIST FOR **MODEL** 15.0RJC-4R31 **SPEC** 14722AA  
**FOR STANDARD PARTS REFER TO CATALOG** 974-0220 **KEY NO.** 2  
**(PARTS CATALOG ALSO CONTAINS COMPONENTS FOR MAJOR OPTIONAL FEATURES LISTED BELOW)**

**WIRING DIAGRAM NO.** (ENG) 612-4912-01 (AC) 612-4816-02

PART NO.	QTY.	DESCRIPTION	PART NO.	QTY.	DESCRIPTION
Note: Pennsylvania Approved Natural Gas Carburetor High Compression Pistons Overspeed Cut Off Low Oil Pressure Cut Off - Dual Senders High Water Temperature Cut Off - Dual Senders Overcrank Cut Off					
520-0798	4	Stud, Generator Through			
520-0790	1	Stud, Rotor Through			
301-2204	1	Panel, Control - Upper			
320-0259	1	Relay, Cranking Limiter			
301-2125	1	Panel, Control - Lower			
307-0848	1	Relay, Oil Pressure - To 15 Seconds			
322-0004	4	Lamp, Plant, Low Oil Pressure High Water Temperature, Overspeed			
322-0069	4	Holder, Lamp			
307-0655	3	Relay, Low Oil Pressure, High Water Temperature, Overspeed			
332-0943	4	Spacer, Relay Socket			
307-0778	2	Spring, Hold Down			
332-1005	1	Block, Terminal (20 Place)			
332-1006	1	Strip, Marker - For 20 Place Block			
307-0819	1	Relay, Low Engine Temperature			
307-0819	2	Relay, Low Oil Pressure & High Water Temperature			
323-0052	3	Socket, 8 Contact - Octal Type			
308-0005	1	Switch, Selector			
301-3252	1	Bracket, Relay Mounting			
307-1143	1	Relay, Generating			
323-0760	1	Socket, Relay			
332-0612	1	Strip, Marker (Use With 3 Place Terminal Block)			
149-0558	1	Strainer, Regulator			
307-0829	1	Kit, Coil Replacement			
416-0325	1	Hydrometer, 3 Color Scale - Battery Tester			

SPECIAL PARTS LIST FOR MODEL 15.0RJC-4XR31 SPEC 14722AA  
 FOR STANDARD PARTS REFER TO CATALOG 974-0220 KEY NO. 2  
 (PARTS CATALOG ALSO CONTAINS COMPONENTS FOR MAJOR OPTIONAL FEATURES LISTED BELOW)  
 WIRING DIAGRAM NO. (ENG) 612-4912-01(AC) 612-4817-02

PART NO.	QTY.	DESCRIPTION	PART NO.	QTY.	DESCRIPTION
Note: Pennsylvania Approved Natural Gas Carburetor High Compression Pistons Low Oil Pressure Cut Off - Dual Senders High Water Temperature Cut Off - Dual Senders Overcrank Cut Off Overspeed Cut Off					
520-0798	4	Stud, Generator Through			
520-0790	1	Stud, Rotor Through			
301-2308	1	Panel, Control - Upper			
301-2125	1	Panel, Control - Lower			
307-0848	1	Relay, Oil Pressure - To 15 Seconds			
322-0004	4	Lamp, Plant, Low Oil Pressure, High Water Temperature, Overspeed			
322-0069	4	Holder, Lamp			
307-0655	3	Relay, Low Oil Pressure, High Water Temperature, Overspeed			
307-0819	3	Relay, Low Oil Pressure, High Water Temperature, & Low Engine Temperature			
323-0052	3	Socket, 8 Contact - Octal Type			
308-0005	1	Switch, Selector			
301-3252	1	Bracket, Relay Mounting			
332-0943	4	Spacer, Relay Socket (3/8" OD)			
307-0778	3	Spring, Hold-Down			
332-1005	1	Block, Terminal (20 Place)			
332-1006	1	Strip, Marker - For 20 Place Block			
332-0612	1	Strip, Marker			
323-0760	1	Socket, Relay			
307-1143	1	Relay, Generating			
149-0558	1	Strainer, Regulator			
307-0829	1	Kit, Coil Replacement			
416-0325	1	Hydrometer, 3 Color Scale - Battery Tester			

SPECIAL PARTS LIST FOR **MODEL** 15.0RJC-4R **SPEC** 14738AA  
 FOR STANDARD PARTS REFER TO **CATALOG** 974-0220 **KEY NO.** 2  
 (PARTS CATALOG ALSO CONTAINS COMPONENTS FOR MAJOR OPTIONAL FEATURES LISTED BELOW)  
**WIRING DIAGRAM NO.** (ENG) 612-2717-01 (AC) 612-4970-02

PART NO.	QTY.	DESCRIPTION	PART NO.	QTY.	DESCRIPTION
Natural Gas Carburetor High Compression Pistons Overspeed Cut Off					
520-0798	4	Stud, Generator Through			
520-0790	1	Stud, Rotor Through			
301-2204	1	Panel, Control - Upper			
302-0810	1	Meter, Frequency - Pointer Type			



SPECIAL PARTS LIST FOR **MODEL** 15.0RJC-18R **SPEC** 14759AA  
 FOR STANDARD PARTS REFER TO **CATALOG** 974-0220 **KEY NO.** 2  
 (PARTS CATALOG ALSO CONTAINS COMPONENTS FOR MAJOR OPTIONAL FEATURES LISTED BELOW)  
**WIRING DIAGRAM NO.** (ENG) 612-2717-01 (AC) 612-4814-02

PART NO.	QTY.	DESCRIPTION	PART NO.	QTY.	DESCRIPTION
Gas - Gasoline Carburetor					
Water Jacket Heater					
Oil Base Heater					
332-0941	1	Tie, Cable - Solenoid Coil Assembly			
520-0799	4	Stud, Generator Through			
520-0791	1	Stud, Rotor Through			
220-2044	1	Stator Assembly, Wound			
201-2159	1	Rotor Assembly, Wound			
301-2019	1	Panel, Control - Upper			

SPECIAL PARTS LIST FOR MODEL 15.0RJC-18R SPEC 14771AA  
 FOR STANDARD PARTS REFER TO CATALOG 974-0220 KEY NO. 4  
 (PARTS CATALOG ALSO CONTAINS COMPONENTS FOR MAJOR OPTIONAL FEATURES LISTED BELOW)

WIRING DIAGRAM NO. (ENG) 612-4134-01 (AC) 612-4814-02

PART NO.	QTY.	DESCRIPTION	PART NO.	QTY.	DESCRIPTION
City Water Cooled Water Cooled Manifold LPG Vapor Carburetor Skid & Battery Rack					
517-0059	1	Plug, Expansion - Exhaust Manifold			
503-0478	1	Hose, Water Inlet - 9" Lg.			
520-0798	4	Stud, Generator Through			
520-0790	1	Stud, Rotor Through			
307-1077	1	Relay, Time Delay - 3 Second			
323-0052	1	Socket, 8 Contact - Octal Type			
301-2019	1	Panel, Control - Upper			

SPECIAL PARTS LIST FOR MODEL 15.0RJC-4R SPEC 14782AA  
 FOR STANDARD PARTS REFER TO CATALOG 974-0220 KEY NO. 4  
 (PARTS CATALOG ALSO CONTAINS COMPONENTS FOR MAJOR OPTIONAL FEATURES LISTED BELOW)  
 WIRING DIAGRAM NO. (ENG) 612-4134-01(AC) 612-4816-12

PART NO.	QTY.	DESCRIPTION	PART NO.	QTY.	DESCRIPTION
City Water Cooled Water Cooled Manifold Natural Gas Carburetor High Compression Pistons Overspeed Cut Off					
517-0059	1	Plug, Expansion - Exhaust Manifold (1-7/16" OD)			
503-0478	1	Hose, Water Inlet - 9" Lg.			
505-0376	1	Elbow, 45° (3/8")			
520-0798	4	Stud, Generator Through			
520-0790	1	Stud, Rotor Through			
301-2204	1	Panel, Control - Upper			
307-1077	1	Relay, Time Delay - 3 Second			
323-0052	1	Socket, 8 Contact - Octal Type			
303-0201	1	Rheostat Assembly - Adjustable			

SPECIAL PARTS LIST FOR MODEL 15.0RJC-3CR SPEC 14796AA  
 FOR STANDARD PARTS REFER TO CATALOG 974-0220 KEY NO. 2  
 (PARTS CATALOG ALSO CONTAINS COMPONENTS FOR MAJOR OPTIONAL FEATURES LISTED BELOW)  
 WIRING DIAGRAM NO. (ENG) 612-2717-01 (AC) 612-4814-03

PART NO.	QTY.	DESCRIPTION	PART NO.	QTY.	DESCRIPTION
Housed Model					
Gas - Gasoline Carburetor					
Muffler Mounted On Housing					
Water Jacket Heater					
Oil Base Heater					
504-0007	1	Cock, Shut Off - Fuel Pump			
502-0020	1	Elbow, Street - Fuel Pump			
332-0941	1	Tie, Cable - Solenoid Coil Assembly			
301-2019	1	Panel, Control - Upper			
155-0360	1	Muffler, Critical Type			
155-0927	1	Tube, Exhaust			
140-0078	2	Bands, Muffler - Mounted On Housing			
405-1889	1	Shield, Rain			
505-0043	2	Elbow, 90° (1½")			

SPECIAL PARTS LIST FOR MODEL 15.0RJC-4XR SPEC 14816AA  
 FOR STANDARD PARTS REFER TO CATALOG 974-0220 KEY NO. 2  
 (PARTS CATALOG ALSO CONTAINS COMPONENTS FOR MAJOR OPTIONAL FEATURES LISTED BELOW)

WIRING DIAGRAM NO. (ENG) 612-2718-01 (AC) 612-4817-05

PART NO.	QTY.	DESCRIPTION	PART NO.	QTY.	DESCRIPTION
Housed Unit Gas - Gasoline Carburetor Mounted Fuel Tank Overspeed Cut Off Low Oil Pressure Cut Off High Water Temperature Cut Off Overcrank Cut Off					
332-0941	1	Cable, Tie - Solenoid			
520-0798	4	Stud, Generator Through			
520-0790	1	Stud, Rotor Through			
301-2308	1	Panel, Control - Upper			
301-2125	1	Panel, Control - Lower			
307-0655	3	Relay, Low Oil Pressure, High Water Temperature, & Overspeed Shutdown			
322-0004	4	Lamp, Panel, Plant, Low Oil Pressure, High Water Temperature, & Overspeed			
322-0069	4	Holder, Lamp			
332-0795	1	Block, Terminal - Engine			
332-0862	1	Strip, Marker			
501-0005	1	Line, Fuel - Flex (18½" Lg.)			

SPECIAL PARTS LIST FOR MODEL 15.0RJC-18R SPEC 14822AA  
 FOR STANDARD PARTS REFER TO CATALOG 974-0220 KEY NO. 4  
 (PARTS CATALOG ALSO CONTAINS COMPONENTS FOR MAJOR OPTIONAL FEATURES LISTED BELOW)  
 WIRING DIAGRAM NO. (ENG) 612-2717-01 (AC) 612-4814-06

PART NO.	QTY.	DESCRIPTION	PART NO.	QTY.	DESCRIPTION
		Gas - Gasoline Carburetor			
		City Water Cooled			
		Water Cooled Manifold			
		Heat Exchanger			
332-0941	1	Tie, Cable - Solenoid Coil Assembly			
502-0257	1	Tee, Brass - Exhaust Manifold (3/8" Pipe)			
517-0059	1	Plug, Expansion (1-7/16" OD)			
503-0478	1	Hose, Water Inlet - 9" Lg.			
520-0798	4	Stud, Generator Through			
520-0790	1	Stud, Rotor Through			
301-2019	1	Panel, Control - Upper			
303-0201	1	Rheostat Assembly - Adjustable			

SPECIAL PARTS LIST FOR MODEL 15.0RJC-4R SPEC 14847AA  
 FOR STANDARD PARTS REFER TO CATALOG 974-0220 KEY NO. 2  
 (PARTS CATALOG ALSO CONTAINS COMPONENTS FOR MAJOR OPTIONAL FEATURES LISTED BELOW)

WIRING DIAGRAM NO. (ENG) 612-4857-01 (AC) 612-4816-07

PART NO.	QTY.	DESCRIPTION	PART NO.	QTY.	DESCRIPTION
Housed Model					
Muffler Mounted On Housing					
Overspeed Cut Off					
Low Oil Pressure Cut Off					
High Water Temperature Cut Off					
Overcrank Cut Off					
520-0798	4	Stud, Generator Through			
520-0790	1	Stud, Rotor Through			
301-2204	1	Panel, Control - Upper			
301-2125	1	Panel, Control - Lower			
307-0655	3	Relay, Low Oil Pressure, High Water Temperature, & Overspeed Shutdown			
322-0004	4	Lamp, Panel, Plant, Low Oil Pressure, High Water Temperature, & Overspeed			
322-0069	4	Holder, Lamp			
307-0819	1	Relay, Low Engine Temperature			
307-1157	1	Spring, Relay Hold Down			
307-1143	1	Relay, Generating			
323-0760	1	Socket, Relay			
332-0943	2	Spacer, Relay Socket (3/8" OD)			
307-0778	3	Spring, Hold Down			
332-1005	1	Block, Terminal (20 Place)			
332-1006	1	Strip, Marker - For 20 Place Block			
323-0052	1	Socket, 8 Contact - Octal Type			
301-3241	1	Bracket, Relay Mounting			
155-0360	1	Muffler, Critical Type			
155-0927	1	Tube, Exhaust			
140-0078	2	Bands, Muffler - Mounted On Housing			
405-1889	1	Shield, Rain			
505-0043	2	Elbow, 90° (1½")			

SPECIAL PARTS LIST FOR MODEL 12.5RJC-4R SPEC 14848AA  
 FOR STANDARD PARTS REFER TO CATALOG 974-0220 KEY NO. 1  
 (PARTS CATALOG ALSO CONTAINS COMPONENTS FOR MAJOR OPTIONAL FEATURES LISTED BELOW)

WIRING DIAGRAM NO. (ENG) 612-2718-01 (AC) 612-4816-06

PART NO.	QTY.	DESCRIPTION	PART NO.	QTY.	DESCRIPTION
		Housed Model			
		Muffler Mounted On Housing			
		Water Jacket Heater			
		Overspeed Cut Off			
		Low Oil Pressure Cut Off			
		High Water Temperature Cut Off			
		Overcrank Cut Off			
		Oil Base Heater			
301-2204	1	Panel, Control - Upper			
307-0655	3	Relay, Emergency Latching			
320-0259	1	Relay, Cranking Limiter			
301-2125	1	Panel, Control - Lower			
322-0004	4	Lamp, Plant, Low Oil Pressure			
		High Water Temperature,			
		Overspeed			
322-0069	4	Holder, Lamp			
332-0795	1	Block, Terminal (16 Place)			
332-0862	1	Strip, Marker - For 16 Place			
		Block			
155-0360	1	Muffler, Critical Type			
155-0927	1	Tube, Exhaust			
146-0078	2	Bands, Muffler - Mounted On			
		Housing			
405-1889	1	Shield, Rain			
505-0043	2	Elbow, 90° (1½")			



SPECIAL PARTS LIST FOR MODEL 12.5RJC-3R SPEC 14890AA  
 FOR STANDARD PARTS REFER TO CATALOG 974-0220 KEY NO. 1  
 (PARTS CATALOG ALSO CONTAINS COMPONENTS FOR MAJOR OPTIONAL FEATURES LISTED BELOW)

WIRING DIAGRAM NO. (ENG) 612-2718-01 (AC) 612-4815-11

PART NO.	QTY.	DESCRIPTION	PART NO.	QTY.	DESCRIPTION
		Overspeed Cut Off			
		Water Jacket Heater			
		Low Oil Pressure Cut Off			
		High Water Temperature Cut Off			
		Overcrank Cut Off			
167-1595	1	Lead Assembly (Resistor Type) 24"			
167-1596	3	Lead Assembly (Resistor Type) 12"			
332-1924	1	Cable, Tie			
301-2288	1	Panel, Control - Upper			
307-0655	3	Relay, Emergency Latching			
320-0259	1	Relay, Cranking Limiter			
301-2125	1	Panel, Control - Lower			
322-0004	4	Lamp, Plant, Low Oil Pressure High Water Temperature, Overspeed			
322-0069	4	Holder, Lamp			
332-0795	1	Block, Terminal (16 Place)			
332-0862	1	Strip, Marker - For 16 Place Block			
303-0201	1	Rheostat (With Voltage Adjustment)			

SPECIAL PARTS LIST FOR MODEL 15.0RJC-3R SPEC 14893AA  
 FOR STANDARD PARTS REFER TO CATALOG 974-0220 KEY NO. 4  
 (PARTS CATALOG ALSO CONTAINS COMPONENTS FOR MAJOR OPTIONAL FEATURES LISTED BELOW)

WIRING DIAGRAM NO. (ENG)612-2717-01(AC)612-4815-02

PART NO.	QTY.	DESCRIPTION	PART NO.	QTY.	DESCRIPTION
		City Water Cooled Water Cooled Manifold LPG Vapor & Gasoline Carburetor Water Jacket Heater Oil Base Heater			
517-0059	1	Plug, Expansion - Exhaust Manifold			
332-0941	1	Tie Cable - Self Locking			
338-0297	1	Harness, Wiring - Engine To Control			
503-0478	1	Hose, Water Jacket Heater - 9" Lg.			
301-2288	1	Panel, Control - Upper			

SPECIAL PARTS LIST FOR **MODEL** 12.5RJC-18R **SPEC** 14897AA  
 FOR STANDARD PARTS REFER TO **CATALOG** 974-0220 **KEY NO.** 1  
 (PARTS CATALOG ALSO CONTAINS COMPONENTS FOR MAJOR OPTIONAL FEATURES LISTED BELOW)  
**WIRING DIAGRAM NO.** (ENG) 612-2717-01 (AC) 612-4814-06

PART NO.	QTY.	DESCRIPTION	PART NO.	QTY.	DESCRIPTION
		LPG Vapor Carburetor			
301-2019	1	Panel, Control - Upper			
303-0201	1	Rheostat Assembly - Adjustable			

SPECIAL PARTS LIST FOR MODEL 15.0RJC-4XR SPEC 14899AA  
 FOR STANDARD PARTS REFER TO CATALOG 974-0220 KEY NO. 2  
 (PARTS CATALOG ALSO CONTAINS COMPONENTS FOR MAJOR OPTIONAL FEATURES LISTED BELOW)  
 WIRING DIAGRAM NO. (ENG)612-4857-01(AC)612-4817-05

PART NO.	QTY.	DESCRIPTION	PART NO.	QTY.	DESCRIPTION
Housed Unit					
Gas - Gasoline Carburetor					
Muffler Mounted On Housing					
Mounted Fuel Tank					
Water Jacket Heater					
Oil Base Heater					
Overspeed Cut Off					
Low Oil Pressure Cut Off					
High Water Temperature Cut Off					
Overcrank Cut Off					
332-0941	1	Tie, Cable - Solenoid Coil Assembly			
520-0798	4	Stud, Generator Through			
520-0790	1	Stud, Rotor Through			
301-2308	1	Panel, Control - Upper			
301-2125	1	Panel, Control - Lower			
322-0004	4	Lamp, Plant, Low Oil Pressure High Water Temperature, Overspeed			
322-0069	4	Holder, Lamp			
307-0655	3	Relay, Low Oil Pressure, High Water Temperature, Overspeed			
307-0819	1	Relay, Low Engine Temperature			
323-0052	1	Socket, 8 Contact - Octal Type			
332-0943	2	Spacer, Relay Socket (3/8" OD)			
307-0778	1	Spring, Hold-Down			
332-1005	1	Block, Terminal (20 Place)			
332-1006	1	Strip, Marker - For 20 Place Block			
323-0760	1	Socket, Relay			
307-1143	1	Relay, Generating			
301-3241	1	Bracket, Relay Mounting			
307-1157	1	Spring, Hold-Down			
501-0005	1	Line, Flex - Fuel (18½" Lg.)			
155-0360	1	Muffler, Critical Type			
155-0927	1	Tube, Exhaust			
140-0078	2	Bands, Muffler - Mounted On Housing			
405-1889	1	Shield, Rain			
505-0043	2	Elbow, 90° (1½")			

SPECIAL PARTS LIST FOR MODEL 12.5RJC-3CR131 SPEC 14911AA  
 FOR STANDARD PARTS REFER TO CATALOG 974-0220 KEY NO. 3  
 (PARTS CATALOG ALSO CONTAINS COMPONENTS FOR MAJOR OPTIONAL FEATURES LISTED BELOW)

WIRING DIAGRAM NO. (ENG) 612-4874-01 (AC) 612-5225-01

PART NO.	QTY.	DESCRIPTION	PART NO.	QTY.	DESCRIPTION
Note: Pennsylvania Approved Natural Gas Carburetor City Water Cooled Overspeed Cut Off Low Oil Pressure Cut Off High Water Temperature Cut Off Overcrank Cut Off					
517-0059	1	Plug, Expansion (1-7/16" OD)			
502-0058	1	Tee, Restricted-Front Cylinder Head			
505-0135	3	Nipple, Half (3/8")			
503-0478	1	Hose, Water Inlet (9" Lg.)			
505-0376	1	Elbow (3/8" X 45°)			
309-0179	1	Thermostat			
320-0259	1	Relay, Cranking Limiter			
301-1788	1	Panel, Control - Upper			
322-0004	4	Lamp, Plant, Low Oil Pressure High Water Temperature, Overspeed			
322-0069	4	Holder, Lamp			
307-0848	1	Relay, Oil Pressure, To 15 Seconds			
307-0655	3	Relay, Low Oil Pressure, High Water Temperature, Overspeed			
332-0943	4	Spacer, Relay Sockets (3/8" OD X 3/16" ID)			
307-0819	2	Relay, Low Oil Pressure & High Water Temperature Alarm			
323-0052	2	Socket, 8 Contact - Octal Type			
301-3252	1	Bracket, Relay Mounting			
307-0778	2	Spring, Hold Down			
332-1005	1	Block, Terminal (20 Place)			
332-1006	1	Strip, Marker - For 20 Place Block			
308-0005	1	Switch, Selector - Toggle			
301-2125	1	Panel, Control - Lower			
149-0558	1	Strainer, Regulator			
307-0829	1	Kit, Coil Replacement			
416-0325	1	Hydrometer, 3 Color Scale - Battery Tester			
504-0019	1	Valve, Lock Shield - Manual			
307-0833	1	Valve, Solenoid - Electric			

SPECIAL PARTS LIST FOR MODEL 12.5RJC-3CR31 SPEC 14912AA  
 FOR STANDARD PARTS REFER TO CATALOG 974-0220 KEY NO. 1  
 (PARTS CATALOG ALSO CONTAINS COMPONENTS FOR MAJOR OPTIONAL FEATURES LISTED BELOW)

WIRING DIAGRAM NO. (ENG) 612-4874-01 (AC) 612-5225-01

PART NO.	QTY.	DESCRIPTION	PART NO.	QTY.	DESCRIPTION
Note: Pennsylvania Approved Natural Gas Carburetor High Compression Pistons Overspeed Cut Off Low Oil Pressure Cut Off High Water Temperature Cut Off Overcrank Cut Off					
320-0259	1	Relay, Cranking Limiter			
301-1788	1	Panel, Control - Upper			
322-0004	4	Lamp, Plant, Low Oil Pressure High Water Temperature, Overspeed			
322-0069	4	Holder, Lamp			
307-0848	1	Relay, Oil Pressure, To 15 Seconds			
307-0655	3	Relay, Low Oil Pressure, High Water Temperature, Overspeed			
332-0943	4	Spacer, Relay Sockets (3/8" OD X 3/16" ID)			
307-0819	2	Relay, Low Oil Pressure & High Water Temperature Alarm			
502-0058	1	Tee, Restricted - Front Cylinder Head			
323-0052	2	Socket, 8 Contact - Octal Type			
301-3252	1	Bracket, Relay Mounting			
307-0778	2	Spring, Hold Down			
332-1005	1	Block, Terminal (20 Place)			
332-1006	1	Strip, Marker - For 20 Place Block			
308-0005	1	Switch, Selector - Toggle			
301-2125	1	Panel, Control - Lower			
149-0558	1	Strainer, Regulator			
307-0829	1	Kit, Coil Replacement			
416-0325	1	Hydrometer, 3 Color Scale - Battery Tester			

SPECIAL PARTS LIST FOR MODEL 15.0RJC-18R31 SPEC 14912AA  
 FOR STANDARD PARTS REFER TO CATALOG 974-0220 KEY NO. 2  
 (PARTS CATALOG ALSO CONTAINS COMPONENTS FOR MAJOR OPTIONAL FEATURES LISTED BELOW)

WIRING DIAGRAM NO. (ENG) 612-4874-01 (AC) 612-5226-01

PART NO.	QTY.	DESCRIPTION	PART NO.	QTY.	DESCRIPTION
Note: Pennsylvania Approved Natural Gas Carburetor High Compression Pistons Overspeed Cut Off Low Oil Pressure Cut Off - Dual Senders High Water Temperature Cut Off - Dual Senders Overcrank Cut Off					
520-0798	4	Stud, Generator Through			
520-0790	1	Stud, Rotor Through			
301-1788	1	Panel, Control - Upper			
301-2125	1	Panel, Control - Lower			
307-0848	1	Relay, Oil Pressure - To 15 Seconds			
322-0004	4	Lamp, Plant, Low Oil Pressure High Water Temperature, Overspeed			
322-0069	4	Holder, Lamp			
307-0655	3	Relay, Low Oil Pressure, High Water Temperature, Overspeed			
307-0819	2	Relay, Low Oil Pressure & High Water Temperature			
323-0052	2	Socket, 8 Contact - Octal Type			
308-0005	1	Switch, Selector			
301-3252	1	Bracket, Relay Mounting			
332-0943	4	Spacer, Relay Socket (3/8" OD)			
307-0778	2	Spring, Hold-Down			
332-1005	1	Block, Terminal (20 Place)			
332-1006	1	Strip, Marker - For 20 Place Block			
149-0558	1	Strainer, Regulator			
307-0829	1	Kit, Coil Replacement			
416-0325	1	Hydrometer, 3 Color Scale - Battery Tester			

SPECIAL PARTS LIST FOR MODEL 15.0RJC-18R SPEC 14934AA  
 FOR STANDARD PARTS REFER TO CATALOG 974-0220 KEY NO. 2  
 (PARTS CATALOG ALSO CONTAINS COMPONENTS FOR MAJOR OPTIONAL FEATURES LISTED BELOW)

WIRING DIAGRAM NO. (ENG) 612-4989-01 (AC) 612-4814-04

PART NO.	QTY.	DESCRIPTION	PART NO.	QTY.	DESCRIPTION
Housed Unit					
Natural Gas Carburetor					
High Compression Pistons					
Muffler Mounted On Housing					
Water Jacket Heater					
Overspeed Cut Off					
Low Oil Pressure Cut Off - Dual Senders					
High Water Temperature Cut Off - Dual Senders					
Overcrank Cut Off					
Oil Base Heater					
520-0798	4	Stud, Generator Through			
520-0790	1	Stud, Rotor Through			
301-2019	1	Panel, Control - Upper			
301-2125	1	Panel, Control - Lower			
307-0848	1	Relay, Oil Pressure - To 15 Seconds			
322-0004	4	Lamp, Plant, Low Oil Pressure, High Water Temperature, Overspeed			
322-0069	4	Holder, Lamp			
307-0655	3	Relay, Low Oil Pressure, High Water Temperature, Overspeed			
307-0819	3	Relay, Low Oil Pressure, High Water Temperature, & Low Engine Temperature			
323-0052	3	Socket, 8 Contact - Octal Type			
332-0943	2	Spacer, Relay Socket (3/8" OD)			
307-0778	3	Spring, Hold-Down			
332-1005	1	Block, Terminal (20 Place)			
332-1006	1	Strip, Marker - For 20 Place Block			
301-3241	1	Bracket, Relay Mounting			
301-2393	1	Bracket, Relay Mounting			
307-1143	1	Relay, Generating			
323-0760	1	Socket, Relay			
332-0612	1	Strip, Marker (3 Place)			
307-1157	1	Spring, Hold-Down			
155-0360	1	Muffler, Critical Type			
155-0927	1	Tube, Exhaust			
140-0078	2	Bands, Muffler - Mounted On Housing			
405-1889	1	Shield, Rain			
505-0043	2	Elbow, 90° (1½")			



SPECIAL PARTS LIST FOR MODEL 15.0RJC-4R SPEC 14957AA  
 FOR STANDARD PARTS REFER TO CATALOG 974-0220 KEY NO. 2  
 (PARTS CATALOG ALSO CONTAINS COMPONENTS FOR MAJOR OPTIONAL FEATURES LISTED BELOW)

WIRING DIAGRAM NO. (ENG) 612-4989-01 (AC) 612-4816-02

PART NO.	QTY.	DESCRIPTION	PART NO.	QTY.	DESCRIPTION
Water Jacket Heater					
Oil Base Heater					
Overspeed Cut Off					
Low Oil Pressure Cut Off - Dual Senders					
High Water Temperature Cut Off - Dual Senders					
Overcrank Cut Off					
520-0798	4	Stud, Generator Through			
520-0790	1	Stud, Rotor Through			
301-2204	1	Panel, Control - Upper			
307-0655	3	Relay, Lop, Hwt, Overspeed Shutdown			
301-2125	1	Panel, Control - Lower			
322-0004	4	Lamp, Plant, Low Oil Pressure, High Water Temperature, Overspeed			
322-0069	4	Holder, Lamp			
301-3241	1	Bracket, Relay Mounting			
301-2393	1	Bracket, Relay Mounting			
323-0052	3	Socket, 8 Contact - Octal Type			
307-0819	3	Relay, Low Engine Temperature, Lop, High Water Temperature Pre Alarm			
307-1157	1	Spring, Relay Hold Down			
307-0848	1	Relay, Oil Pressure - To 15 Seconds			
307-1143	1	Relay, Generating			
323-0760	1	Socket, Relay			
332-0943	2	Spacer, Relay Socket (3/8" OD)			
307-0778	3	Spring, Hold Down			
332-1005	1	Block, Terminal (20 Place)			
332-1006	1	Strip, Marker - For 20 Place Block			
332-0612	1	Strip, Marker			

SPECIAL PARTS LIST FOR MODEL 15.0RJC-5DR SPEC 14962AA  
 FOR STANDARD PARTS REFER TO CATALOG 974-0220 KEY NO. 2  
 (PARTS CATALOG ALSO CONTAINS COMPONENTS FOR MAJOR OPTIONAL FEATURES LISTED BELOW)  
 WIRING DIAGRAM NO. (ENG) 612-4990-01 (AC) 612-4818-02

PART NO.	QTY.	DESCRIPTION	PART NO.	QTY.	DESCRIPTION
Gas - Gasoline Carburetor					
Water Jacket Heater					
Oil Base Heater					
Overspeed Cut Off					
Low Oil Pressure Cut Off					
High Water Temperature Cut Off					
Overcrank Cut Off					
332-0941	1	Tie, Cable - Solenoid Coil Assembly			
520-0798	4	Stud, Generator Through			
520-0790	1	Stud, Rotor Through			
301-2204	1	Panel, Control - Upper			
301-2125	1	Panel, Control - Lower			
322-0004	4	Lamp, Plant, Low Oil Pressure High Water Temperature, Overspeed			
322-0069	4	Holder, Lamp			
307-0655	3	Relay, Low Oil Pressure, High Water Temperature, & Overspeed			
307-0819	1	Relay, Low Engine Temperature			
323-0052	3	Socket, 8 Contact - Octal Type			
301-3252	1	Bracket, Relay Mounting			
332-0943	4	Spacer, Relay Socket (3/8" OD)			
307-0778	1	Spring, Hold-Down			
332-1005	1	Block, Terminal (20 Place)			
332-1006	1	Strip, Marker - For 20 Place Block			
332-0612	1	Strip, Marker			
323-0760	1	Socket, Relay			
307-1143	1	Relay, Generating			
307-0696	1	Relay, Cycle Cranker - Time Delay 10 Seconds			
307-0734	1	Relay, Cycle Cranker - Time Delay 5 Seconds			
353-0015	1	Resistor, 3.5 Ohm - 10 Watt			

SPECIAL PARTS LIST FOR **MODEL** 12.5RJC-18R **SPEC** 14969AA  
**FOR STANDARD PARTS REFER TO CATALOG** 974-0220 **KEY NO.** 3  
(PARTS CATALOG ALSO CONTAINS COMPONENTS FOR MAJOR OPTIONAL FEATURES LISTED BELOW)

**WIRING DIAGRAM NO.** (ENG) 612-4775-01 (AC) 612-4814-02

PART NO.	QTY.	DESCRIPTION	PART NO.	QTY.	DESCRIPTION
City Water Cooled					
Water Cooled Manifold					
Heat Exchanger					
LPG Vapor Carburetor					
Overspeed Cut Off					
Low Oil Pressure Cut Off - Dual Senders					
High Water Temperature Cut Off - Dual Senders					
Overcrank Cut Off					
309-0179	1	Thermostat			
130-0813	1	Line, Water			
502-0257	1	Tee, Brass - Exhaust			
		Manifold (3/8" Pipe)			
517-0059	1	Plug, Expansion (1-7/16" OD)			
502-0058	1	Tee, Restricted Front -			
		Cylinder Head			
503-0478	1	Hose - Water Inlet, 9" Lg.			
301-2019	1	Panel, Control - Upper			
301-2125	1	Panel, Control - Lower			
322-0004	4	Lamp, Low Oil Pressure, High			
		Water Temperature,			
		Overspeed, Plant			
322-0069	4	Holder, Lamp			
320-0259	1	Relay, Cranking Limiter			
307-0655	3	Relay, Low Oil Pressure, High			
		Water Temperature,			
		Overspeed			
307-0848	1	Relay, Oil Pressure - To			
		15 Seconds			
307-0819	2	Relay, Low Oil Pressure &			
		High Water Temperature			
323-0052	2	Socket, 8 Contact - Octal			
		Type			
332-0943	4	Spacers			
307-0778	2	Spring, Hold Down			
332-1005	1	Block, Terminal (20 Place)			
332-1006	1	Strip, Marker - For 20 Place			
		Block			
332-0612	1	Strip, Marker (Use With 3			
		Place Terminal Block)			
301-3252	1	Bracket, Relay Mounting			
307-1143	1	Relay, Generating			
323-0760	1	Socket, Relay			
307-1157	1	Spring, Hold Down			

SPECIAL PARTS LIST FOR MODEL 15.ORJC-18R131 SPEC 14969AA  
 FOR STANDARD PARTS REFER TO CATALOG 974-0220 KEY NO. 4  
 (PARTS CATALOG ALSO CONTAINS COMPONENTS FOR MAJOR OPTIONAL FEATURES LISTED BELOW)  
 WIRING DIAGRAM NO. (ENG) 612-4874-01 (AC) 612-5226-01

PART NO.	QTY.	DESCRIPTION	PART NO.	QTY.	DESCRIPTION
Note: Pennsylvania Approved LPG Vapor Carburetor City Water Cooled Water Cooled Manifold Heat Exchanger Overspeed Cut Off Low Oil Pressure Cut Off - Dual Senders High Water Temperature Cut Off - Dual Senders Overcrank Cut Off					
309-0179	1	Thermostat - Open 190°, Close 215°			
502-0257	1	Tee, Brass - Exhaust Manifold (3/8" Pipe)			
517-0059	1	Plug, Expansion (1-7/16" OD)			
503-0478	1	Hose, Water Inlet - 9" Lg.			
520-0798	4	Stud, Generator Through			
520-0790	1	Stud, Rotor Through			
301-1788	1	Panel, Control - Upper			
301-2125	1	Panel, Control - Lower			
307-0848	1	Relay, Oil Pressure - To 15 Seconds			
322-0004	4	Lamp, Plant, Low Oil Pressure, High Water Temperature, Overspeed			
322-0069	4	Holder, Lamp			
307-0655	3	Relay, Low Oil Pressure, High Water Temperature, Overspeed			
307-0819	2	Relay, Low Oil Pressure, & High Water Temperature			
323-0052	2	Socket, 8 Contact - Octal Type			
308-0005	1	Switch, Selector			
301-3252	1	Bracket, Relay Mounting			
332-0943	4	Spacer, Relay Socket (3/8" OD)			
307-0778	2	Spring, Hold-Down			
332-1005	1	Block, Terminal (20 Place)			
332-1006	1	Strip, Marker - For 20 Place Block			
149-0558	1	Strainer, Regulator			
307-0829	1	Kit, Coil Replacement			
416-0325	1	Hydrometer, 3 Color Scale - Battery Tester			

SPECIAL PARTS LIST FOR **MODEL** 12.5RJC-18R **SPEC** 14975AA  
 FOR STANDARD PARTS REFER TO **CATALOG** 974-0220 **KEY NO.** 1  
 (PARTS CATALOG ALSO CONTAINS COMPONENTS FOR MAJOR OPTIONAL FEATURES LISTED BELOW)

**WIRING DIAGRAM NO.** (ENG) 612-4989-01 (AC) 612-4814-02

PART NO.	QTY.	DESCRIPTION	PART NO.	QTY.	DESCRIPTION
		Natural Gas Carburetor			
		Overspeed Cut Off			
		Low Oil Pressure Cut Off - Dual Senders			
		High Water Temperature Cut Off - Dual Senders			
		Overcrank Cut Off			
502-0058	1	Tee, Restricted Front - Cylinder Head			
301-2019	1	Panel, Control - Upper			
301-2125	1	Panel, Control - Lower			
322-0004	4	Lamp, Low Oil Pressure, High Water Temperature, Overspeed, Plant			
322-0069	4	Holder, Lamp			
320-0259	1	Relay, Cranking Limiter			
307-0655	3	Relay, Low Oil Pressure, High Water Temperature Overspeed			
307-0848	1	Relay, Oil Pressure - To 15 Seconds			
307-0819	2	Relay, Low Oil Pressure & High Water Temperature			
323-0052	3	Socket, 8 Contact - Octal Type			
332-0943	2	Spacers			
307-0778	3	Spring, Hold Down			
332-1005	1	Block, Terminal - 20 Place			
332-1006	1	Strip, Marker (For 20 Place Block)			
332-0612	1	Strip, Marker (Use With 3 Place Terminal Block)			
301-3241	1	Bracket, Relay Mounting			
307-1143	1	Relay, Generating			
323-0760	1	Socket, Relay			
307-1157	1	Spring, Hold Down			
307-0819	1	Relay, Low Engine Temperature			
301-2393	1	Bracket, Relay Mounting			

SPECIAL PARTS LIST FOR MODEL 15.0RJC-4XR SPEC 14976AA  
 FOR STANDARD PARTS REFER TO CATALOG 974-0220 KEY NO. 2  
 (PARTS CATALOG ALSO CONTAINS COMPONENTS FOR MAJOR OPTIONAL FEATURES LISTED BELOW)  
 WIRING DIAGRAM NO. (ENG) 612-2717-01 (AC) 612-4817-05

PART NO.	QTY.	DESCRIPTION	PART NO.	QTY.	DESCRIPTION
Housed Unit					
Muffler Mounted On Housing					
Day Tank					
Water Jacket Heater					
Oil Base Heater					
504-0007	1	Cock, Shut Off - Fuel Pump			
502-0020	1	Elbow, Street Pipe - Fuel Pump			
520-0798	4	Stud, Generator Through			
520-0790	1	Stud, Rotor Through			
301-2308	1	Panel, Control - Upper			
155-0360	1	Muffler, Critical Type			
155-0927	1	Tube, Exhaust			
140-0078	2	Bands, Muffler - Mounted On Housing			
405-1889	1	Shield, Rain			
505-0043	2	Elbow, 90° (1½")			

SPECIAL PARTS LIST FOR MODEL 15.0RJC-4R SPEC 14984AA  
 FOR STANDARD PARTS REFER TO CATALOG 974-0220 KEY NO. 4  
 (PARTS CATALOG ALSO CONTAINS COMPONENTS FOR MAJOR OPTIONAL FEATURES LISTED BELOW)  
 WIRING DIAGRAM NO. (ENG) 612-4995-01 (AC) 612-4996-12

PART NO.	QTY.	DESCRIPTION	PART NO.	QTY.	DESCRIPTION
		City Water Cooled			
		Water Cooled Manifold			
		Natural Gas Carburetor			
		High Compression Pistons			
		Water Jacket Heater			
		Oil Base Heater			
		Overspeed Cut Off			
		Low Oil Pressure Cut Off			
		High Water Temperature Cut Off			
		Overcrank Cut Off			
517-0059	1	Plug, Expansion - Exhaust Manifold (1-7/16" OD)			
503-0478	1	Nose, Water Inlet - 9" Lg.			
520-0798	4	Stud, Generator Through			
520-0790	1	Stud, Rotor Through			
301-2540	1	Panel, Control - Upper			
303-0201	1	Rheostat Assembly - Adjustable			
323-0383	1	Receptacle - Duplex, 15 Amp, 120 Volt			
301-2125	1	Panel, Control - Lower			
307-0655	3	Relay, Low Oil Pressure, High Water Temperature, & Overspeed Shutdown			
322-0004	4	Lamp, Panel, Plant, Low Oil Pressure, High Water Temperature, & Overspeed			
322-0069	4	Holder, Lamp			
307-0819	1	Relay, Low Engine Temperature			
301-3252	1	Bracket, Relay Mounting			
307-1143	1	Relay, Generating			
323-0760	1	Socket, Relay			
332-0943	2	Spacer, Relay Socket (3/8" OD)			
307-0778	1	Spring, Hold Down			
332-1005	1	Block, Terminal (20 Place)			
332-1006	1	Strip, Marker - For 20 Place Block			
323-0052	2	Socket, 8 Contact - Octal Type			
301-3252	1	Bracket, Relay Mounting			
307-1077	1	Relay, Time Delay Start - 3 Second (Remote)			

SPECIAL PARTS LIST FOR **MODEL** 15.0RJC-3R **SPEC** 14989AA  
**FOR STANDARD PARTS REFER TO CATALOG** 974-0220 **KEY NO.** 2  
(PARTS CATALOG ALSO CONTAINS COMPONENTS FOR MAJOR OPTIONAL FEATURES LISTED BELOW)  
**WIRING DIAGRAM NO.** (ENG)612-4989-01(AC)612-4815-07

PART NO.	QTY.	DESCRIPTION	PART NO.	QTY.	DESCRIPTION
Housed Model Combination Carburetor Muffler Mounted On Housing Water Jacket Heater Oil Base Heater Day Tank Overspeed Cut Off Low Oil Pressure Cut Off - Dual Senders High Water Temperature Cut Off - Dual Senders Overcrank Cut Off					
332-0941	1	Tie, Cable - Solenoid Coil Assembly			
301-2288	1	Panel, Control - Upper			
307-0655	3	Relay, Lop, Hwt, Overspeed Shutdown			
301-2125	1	Panel, Control - Lower			
322-0004	4	Lamp, Plant, Low Oil Pressure, High Water Temperature, Overspeed			
322-0069	4	Holder, Lamp			
301-3241	1	Bracket, Relay Mounting			
301-2393	1	Bracket, Relay Mounting			
323-0052	3	Socket, 8 Contact - Octal Type			
307-0819	3	Relay, Low Engine Temperature, Lop, High Water Temperature Pre Alarm			
307-1157	1	Spring, Relay Hold Down			
307-0848	1	Relay, Oil Pressure - To 15 Seconds			
307-1143	1	Relay, Generating			
323-0760	1	Socket, Relay			
332-0943	2	Spacer, Relay Socket (3/8" OD)			
307-0778	3	Spring, Hold Down			
332-1005	1	Block, Terminal (20 Place)			
332-1006	1	Strip, Marker - For 20 Place Block			
332-0612	1	Strip, Marker			
155-0360	1	Muffler, Critical Type			
155-0927	1	Tube, Exhaust			
140-0078	2	Bands, Muffler - Mounted On Housing			
405-1889	1	Shield, Rain			
505-0043	2	Elbow, 90° (1½")			



SPECIAL PARTS LIST FOR MODEL 15.0RJC-4XR SPEC 15028AA  
 FOR STANDARD PARTS REFER TO CATALOG 974-0220 KEY NO. 2  
 (PARTS CATALOG ALSO CONTAINS COMPONENTS FOR MAJOR OPTIONAL FEATURES LISTED BELOW)

WIRING DIAGRAM NO. (ENG) 612-2718-01 (AC) 612-4817-02

PART NO.	QTY.	DESCRIPTION	PART NO.	QTY.	DESCRIPTION
LPG Vapor Carburetor					
Overspeed Cut Off					
Low Oil Pressure Cut Off					
High Water Temperature Cut Off					
Overcrank Cut Off					
520-0798	4	Stud, Generator Through			
520-0790	1	Stud, Rotor Through			
301-2308	1	Panel, Control - Upper			
301-2125	1	Panel, Control - Lower			
307-0655	3	Relay, Low Oil Pressure, High Water Temperature, & Overspeed Shutdown			
322-0004	4	Lamp, Panel, Plant, Low Oil Pressure, High Water Temperature, & Overspeed			
322-0069	4	Holder, Lamp			
332-0795	1	Block, Terminal - Engine			
332-0862	1	Strip, Marker			

SPECIAL PARTS LIST FOR MODEL 15.0RJC-3R SPEC 15034AA  
 FOR STANDARD PARTS REFER TO CATALOG 974-0220 KEY NO. 2  
 (PARTS CATALOG ALSO CONTAINS COMPONENTS FOR MAJOR OPTIONAL FEATURES LISTED BELOW)

WIRING DIAGRAM NO. (ENG) 612-4989-01 (AC) 612-4815-12

PART NO.	QTY.	DESCRIPTION	PART NO.	QTY.	DESCRIPTION
Natural Gas Carburetor High Compression Pistons Water Jacket Heater Oil Base Heater Overspeed Cut Off Low Oil Pressure Cut Off - Dual Senders High Water Temperature Cut Off - Dual Senders Overcrank Cut Off					
102-0549	1	Base, Oil			
301-2288	1	Panel, Control - Upper			
303-0201	1	Rheostat Assembly - Adjustable			
307-0655	3	Relay, Lop, Hwt, Overspeed Shutdown			
301-2125	1	Panel, Control - Lower			
322-0004	4	Lamp, Plant, Low Oil Pressure, High Water Temperature, Overspeed			
322-0069	4	Holder, Lamp			
301-3241	1	Bracket, Relay Mounting			
301-2393	1	Bracket, Relay Mounting			
323-0052	3	Socket, 8 Contact - Octal Type			
307-0819	3	Relay, Low Engine Temperature, Lop, High Water Temperature Pre Alarm			
307-1157	1	Spring, Relay Hold Down			
307-0848	1	Relay, Oil Pressure - To 15 Seconds			
307-1143	1	Relay, Generating			
323-0760	1	Socket, Relay			
332-0943	2	Spacer, Relay Socket (3/8" OD)			
307-0778	3	Spring, Hold Down			
332-1005	1	Block, Terminal (20 Place)			
332-1006	1	Strip, Marker - For 20 Place Block			
332-0612	1	Strip, Marker			

SPECIAL PARTS LIST FOR MODEL 15.0RJC-4R SPEC 15035AA  
 FOR STANDARD PARTS REFER TO CATALOG 974-0220 KEY NO. 2  
 (PARTS CATALOG ALSO CONTAINS COMPONENTS FOR MAJOR OPTIONAL FEATURES LISTED BELOW)

WIRING DIAGRAM NO. (ENG) 612-2718-01 (AC) 612-4816-07

PART NO.	QTY.	DESCRIPTION	PART NO.	QTY.	DESCRIPTION
Housed Unit Natural Gas Carburetor High Compression Pistons Water Jacket Heater Oil Base Heater Overspeed Cut Off Low Oil Pressure Cut Off High Water Temperature Cut Off Overcrank Cut Off					
520-0798	4	Stud, Generator Through			
520-0790	1	Stud, Rotor Through			
301-2204	1	Panel, Control - Upper			
307-0655	3	Latch, Relay - Emergency Stop & Alarm, Low Oil Pressure, High Water Temperature, & Overspeed			
301-2125	1	Panel, Control - Lower			
322-0004	4	Lamp, Plant, Low Oil Pressure High Water Temperature, Overspeed			
322-0069	4	Holder, Lamp			
332-0795	1	Block, Terminal - Engine			
332-0862	1	Strip, Marker			

SPECIAL PARTS LIST FOR MODEL 15.0RJC-4XR SPEC 15035AA  
 FOR STANDARD PARTS REFER TO CATALOG 974-0220 KEY NO. 2  
 (PARTS CATALOG ALSO CONTAINS COMPONENTS FOR MAJOR OPTIONAL FEATURES LISTED BELOW)  
 WIRING DIAGRAM NO. (ENG) 612-2718-01 (AC) 612-4817-05

PART NO.	QTY.	DESCRIPTION	PART NO.	QTY.	DESCRIPTION
Housed Unit					
Natural Gas Carburetor					
High Compression Pistons					
Water Jacket Heater					
Oil Base Heater					
Overspeed Cut Off					
Low Oil Pressure Cut Off					
High Water Temperature Cut Off					
Overcrank Cut Off					
520-0798	4	Stud, Generator Through			
520-0790	1	Stud, Rotor Through			
301-2308	1	Panel, Control - Upper			
301-2125	1	Panel, Control - Lower			
322-0004	4	Lamp, Plant, Low Oil Pressure, High Water Temperature, Overspeed			
322-0069	4	Holder, Lamp			
307-0655	3	Relay, Low Oil Pressure, High Water Temperature, Overspeed			
332-0862	1	Strip, Marker			
332-0795	1	Block, Terminal - Engine			

SPECIAL PARTS LIST FOR MODEL 15.0RJC-5DR SPEC 15037AA  
 FOR STANDARD PARTS REFER TO CATALOG 974-0220 KEY NO. 2  
 (PARTS CATALOG ALSO CONTAINS COMPONENTS FOR MAJOR OPTIONAL FEATURES LISTED BELOW)

WIRING DIAGRAM NO. (ENG) 612-2717-01 (AC) 612-4818-17

PART NO.	QTY.	DESCRIPTION	PART NO.	QTY.	DESCRIPTION
Housed Unit					
Muffler Mounted On Fuel Tank					
Mounted Fuel Tank					
520-0798	4	Stud, Generator Through			
520-0790	1	Stud, Rotor Through			
301-2204	1	Panel, Control - Upper			
303-0201	1	Rheostat Assembly - Adjustable			
155-0360	1	Muffler, Critical Type			
155-0927	1	Tube, Exhaust			
140-0078	2	Bands, Muffler - Mounted On			
		Housing			
405-1889	1	Shield, Rain			
505-0043	2	Elbow, 90° (1½")			
501-0005	1	Line, Fuel - Flex (18½" Lg.)			



SPECIAL PARTS LIST FOR MODEL 15.0RJC-4XR SPEC 15038AA  
 FOR STANDARD PARTS REFER TO CATALOG 974-0220 KEY NO. 2  
 (PARTS CATALOG ALSO CONTAINS COMPONENTS FOR MAJOR OPTIONAL FEATURES LISTED BELOW)

WIRING DIAGRAM NO. (ENG) 612-4857-01 (AC) 612-4817-11

PART NO.	QTY.	DESCRIPTION	PART NO.	QTY.	DESCRIPTION
		Housed Unit			
		Overspeed Cut Off			
		Low Oil Pressure Cut Off			
		High Water Temperature Cut Off			
		Overcrank Cut Off			
520-0798	4	Stud, Generator Through			
520-0790	1	Stud, Rotor Through			
301-2308	1	Panel, Control - Upper			
303-0201	1	Rheostat Assembly - Adjustable			
301-2125	1	Panel, Control - Lower			
322-0004	4	Lamp, Plant, Low Oil Pressure			
		High Water Temperature,			
		Overspeed			
322-0069	4	Holder, Lamp			
307-0655	3	Relay, Low Oil Pressure,			
		High Water Temperature,			
		Overspeed			
307-0819	1	Relay, Low Engine Temperature			
323-0052	1	Socket, 8 Contact - Octal			
		Type			
332-0943	2	Spacer, Relay Socket (3/8" OD)			
307-0778	1	Spring, Hold-Down			
332-1005	1	Block, Terminal (20 Place)			
332-1006	1	Strip, Marker - For 20 Place			
		Block			
323-0760	1	Socket, Relay			
307-1143	1	Relay, Generating			
301-3241	1	Bracket, Relay Mounting			
307-1157	1	Spring, Hold-Down			

SPECIAL PARTS LIST FOR MODEL 15.0RJC-9XR SPEC 15058AA  
 FOR STANDARD PARTS REFER TO CATALOG 974-0220 KEY NO. 2  
 (PARTS CATALOG ALSO CONTAINS COMPONENTS FOR MAJOR OPTIONAL FEATURES LISTED BELOW)  
 WIRING DIAGRAM NO. (ENG)612-5000-01(AC)612-4892-08

PART NO.	QTY.	DESCRIPTION	PART NO.	QTY.	DESCRIPTION
Natural Gas Carburetor					
High Compression Pistons					
Water Jacket Heater					
Oil Base Heater					
Overspeed Cut Off					
Low Oil Pressure Cut Off					
High Water Temperature Cut Off					
Overcrank Cut Off					
320-0551	1	Breaker, Circuit - 25 Amp, 3 Pole, 600 Vac			
303-0201	1	Rheostat Assembly - Adjustable			
301-3736	1	Panel, Control - Upper			
301-2125	1	Panel, Control - Lower			
322-0004	4	Lamp, Plant, Low Oil Pressure, High Water Temperature, Overspeed			
322-0069	4	Holder, Lamp			
307-0655	3	Relay, Low Oil Pressure, High Water Temperature, & Overspeed			
307-0819	1	Relay, Low Engine Temperature			
323-0052	1	Socket, 8 Contact - Octal Type			
332-0943	2	Spacer, Relay Socket (3/8" OD)			
307-0778	1	Spring, Hold-Down			
332-1005	1	Block, Terminal (20 Place)			
332-1007	1	Strip, Marker - For 20 Place Block			
332-0612	1	Strip, Marker			
323-0760	1	Socket, Relay			
307-1143	1	Relay, Generating			
307-0597	1	Relay, Alarm			
301-3241	1	Bracket, Relay Mounting			
307-1157	1	Spring, Hold-Down			

SPECIAL PARTS LIST FOR **MODEL** 12.5RJC-18R **SPEC** 15062AA  
 FOR STANDARD PARTS REFER TO **CATALOG** 974-0220 **KEY NO.** 1  
 (PARTS CATALOG ALSO CONTAINS COMPONENTS FOR MAJOR OPTIONAL FEATURES LISTED BELOW)  
**WIRING DIAGRAM NO.** (ENG)612-2717-01(AC)612-4816-06

PART NO.	QTY.	DESCRIPTION	PART NO.	QTY.	DESCRIPTION
Housed Model Mounted Fuel Tank					
220-2043	1	Stator, Wound			
201-2158	1	Rotor Assembly, Wound			
520-0790	1	Stud, Rotor Through			
520-0798	4	Stud, Generator Through			
301-2204	1	Panel, Control - Upper			
501-0005	1	Line, Fuel - Flex, 18½" Lg.			



SPECIAL PARTS LIST FOR MODEL 15.0RJC-3R31 SPEC 15114AA  
 FOR STANDARD PARTS REFER TO CATALOG 974-0220 KEY NO. 2  
 (PARTS CATALOG ALSO CONTAINS COMPONENTS FOR MAJOR OPTIONAL FEATURES LISTED BELOW)  
 WIRING DIAGRAM NO. (ENG) 612-4912-01 (AC) 612-4815-02

PART NO.	QTY.	DESCRIPTION	PART NO.	QTY.	DESCRIPTION
Note: Pennsylvania Approved Natural Gas Carburetor High Compression Pistons Low Oil Pressure Cut Off - Dual Senders High Water Temperature Cut Off - Dual Senders Overcrank Cut Off Overspeed Cut Off					
301-2288	1	Panel, Control - Upper			
301-2125	1	Panel, Control - Lower			
307-0848	1	Relay, Oil Pressure - To 15 Seconds			
322-0004	4	Lamp, Plant, Low Oil Pressure, High Water Temperature, Overspeed			
322-0069	4	Holder, Lamp			
307-0655	3	Relay, Low Oil Pressure, High Water Temperature, Overspeed			
332-0943	4	Spacer, Relay Socket			
307-0778	3	Spring, Hold Down			
332-1005	1	Block, Terminal - 20 Place			
332-1006	1	Strip, Marker (For 20 Place Block)			
307-0819	3	Relay, Low Engine Temperature, Low Oil Pressure & High Water Temperature			
323-0052	3	Socket, 8 Contact - Octal Type			
308-0005	1	Switch, Selector			
301-3252	1	Bracket, Relay Mounting			
307-1143	1	Relay, Generating			
323-0760	1	Socket, Relay			
332-0612	1	Strip, Marker (Use With 3 Place Terminal Block)			
149-0558	1	Strainer, Regulator			
307-0829	1	Kit, Coil Replacement			
416-0325	1	Hydrometer, 3 Color Scale - Battery Tester			

SPECIAL PARTS LIST FOR MODEL 15.0RJC-4XR31 SPEC 15114AA  
 FOR STANDARD PARTS REFER TO CATALOG 974-0220 KEY NO. 2  
 (PARTS CATALOG ALSO CONTAINS COMPONENTS FOR MAJOR OPTIONAL FEATURES LISTED BELOW)

WIRING DIAGRAM NO. (ENG)612-4912-01(AC)612-4817-02

PART NO.	QTY.	DESCRIPTION	PART NO.	QTY.	DESCRIPTION
Note: Pennsylvania Approved Natural Gas Carburetor High Compression Pistons Low Oil Pressure Cut Off - Dual Senders High Water Temperature Cut Off - Dual Senders Overcrank Cut Off Overspeed Cut Off					
520-0798	4	Stud, Generator Through			
520-0790	1	Stud, Rotor Through			
301-2308	1	Panel, Control - Upper			
301-2125	1	Panel, Control - Lower			
307-0848	1	Relay, Oil Pressure - To 15 Seconds			
322-0004	4	Lamp, Plant, Low Oil Pressure, High Water Temperature, Overspeed			
322-0069	4	Holder, Lamp			
307-0655	3	Relay, Low Oil Pressure, High Water Temperature, Overspeed			
307-0819	3	Relay, Low Oil Pressure, High Water Temperature, & Low Engine Temperature			
323-0052	3	Socket, 8 Contact - Octal Type			
308-0005	1	Switch, Selector			
301-3252	1	Bracket, Relay Mounting			
332-0943	4	Spacer, Relay Socket (3/8" OD)			
307-0778	3	Spring, Hold-Down			
332-1005	1	Block, Terminal (20 Place)			
332-1006	1	Strip, Marker - For 20 Place Block			
332-0612	1	Strip, Marker			
323-0760	1	Socket, Relay			
307-1143	1	Relay, Generating			
149-0558	1	Strainer, Regulator			
307-0829	1	Kit, Coil Replacement			
416-0325	1	Hydrometer, 3 Color Scale - Battery Tester			

SPECIAL PARTS LIST FOR MODEL 15.0RJC-4R SPEC 15117AA  
 FOR STANDARD PARTS REFER TO CATALOG 974-0220 KEY NO. 2  
 (PARTS CATALOG ALSO CONTAINS COMPONENTS FOR MAJOR OPTIONAL FEATURES LISTED BELOW)

WIRING DIAGRAM NO. (ENG) 612-2717-01 (AC) 612-4816-17

PART NO.	QTY.	DESCRIPTION	PART NO.	QTY.	DESCRIPTION
Housed Model					
Mounted Fuel Tank					
Water Jacket Heater					
Overspeed Cut Off					
Oil Base Heater					
332-1924	1	Cable, Tie - Spark Plug Leads			
520-0798	4	Stud, Generator Through			
520-0790	1	Stud, Rotor Through			
301-2204	1	Panel, Control - Upper			
303-0201	1	Rheostat Assembly -			
		Adjustable			
501-0005	1	Line, Fuel - Flex, 18½" Lg.			

SPECIAL PARTS LIST FOR MODEL 15.0RJC-4R SPEC 15118AA  
 FOR STANDARD PARTS REFER TO CATALOG 974-0220 KEY NO. 2  
 (PARTS CATALOG ALSO CONTAINS COMPONENTS FOR MAJOR OPTIONAL FEATURES LISTED BELOW)  
 WIRING DIAGRAM NO. (ENG) 612-2717-01 (AC) 612-4816-07

PART NO.	QTY.	DESCRIPTION	PART NO.	QTY.	DESCRIPTION
Housed Model					
LPG Vapor Carburetor					
Water Jacket Heater					
Oil Base Heater					
520-0798	4	Stud, Generator Through			
520-0790	1	Stud, Rotor Through			
301-2204	1	Panel, Control - Upper			

The following catalog  
has gaps in its page  
numbers, or doesn't  
have any numbers.  
We have chosen to  
leave the page  
numbering in the  
order that Acrobat  
assigns it.

SPECIAL PARTS LIST FOR **MODEL** 12.5RJC-4XR **SPEC** 10835AA  
 FOR STANDARD PARTS REFER TO **CATALOG** 974-0220 **KEY NO.** 1  
 (PARTS CATALOG ALSO CONTAINS COMPONENTS FOR MAJOR OPTIONAL FEATURES LISTED BELOW)

**WIRING DIAGRAM NO.** (ENG) 612-2717-01 (AC) 612-4817-04

PART NO.	QTY.	DESCRIPTION	PART NO.	QTY.	DESCRIPTION
Housed Model LPG Vapor Carburetor Muffler Mounted On Housing					
301-2308	1	Panel, Control - Upper			
155-0360	1	Muffler, Critical Type			
155-0927	1	Tube, Exhaust			
140-0078	2	Bands, Muffler - Mounted On Housing			
405-1889	1	Shield, Rain			
505-0043	2	Elbow, 90° (1½")			

SPECIAL PARTS LIST FOR MODEL 12.5RJC-5DR SPEC 10835AA  
 FOR STANDARD PARTS REFER TO CATALOG 974-0220 KEY NO. 1  
 (PARTS CATALOG ALSO CONTAINS COMPONENTS FOR MAJOR OPTIONAL FEATURES LISTED BELOW)

WIRING DIAGRAM NO. (ENG) 612-2717-01 (AC) 612-4818-06

PART NO.	QTY.	DESCRIPTION	PART NO.	QTY.	DESCRIPTION
Housed Model LPG Vapor Carburetor Muffler Mounted On Housing					
301-2204	1	Panel, Control - Upper			
155-0360	1	Muffler, Critical Type			
155-0927	1	Tube, Exhaust			
140-0078	2	Bands, Muffler - Mounted On Housing			
405-1889	1	Shield, Rain			
505-0043	2	Elbow, 90° (1½")			

SPECIAL PARTS LIST FOR **MODEL** 12.5RJC-4R **SPEC** 10835AB  
 FOR STANDARD PARTS REFER TO **CATALOG** 974-0220 **KEY NO.** 1  
 (PARTS CATALOG ALSO CONTAINS COMPONENTS FOR MAJOR OPTIONAL FEATURES LISTED BELOW)

**WIRING DIAGRAM NO.** (ENG) 612-5487-01 (AC) 612-5500-06

PART NO.	QTY.	DESCRIPTION	PART NO.	QTY.	DESCRIPTION
Housed Model					
Natural Gas Carburetor					
Muffler Mounted On Housing					
301-2204	1	Panel, Control - Upper			
155-0360	1	Muffler, Critical Type			
155-0927	1	Tube, Exhaust			
140-0078	2	Bands, Muffler - Mounted On Housing			
405-1889	1	Shield, Rain			
505-0043	2	Elbow, 90° (1½")			



SPECIAL PARTS LIST FOR MODEL 12.5RJC-3R SPEC 10898AA  
 FOR STANDARD PARTS REFER TO CATALOG 974-0220 KEY NO. 1  
 (PARTS CATALOG ALSO CONTAINS COMPONENTS FOR MAJOR OPTIONAL FEATURES LISTED BELOW)

WIRING DIAGRAM NO. (ENG)612-3160-01(AC)612-4815-11

PART NO.	QTY.	DESCRIPTION	PART NO.	QTY.	DESCRIPTION
Natural Gas Carburetor					
Overspeed Cut Off					
Low Oil Pressure Cut Off					
High Water Temperature Cut Off					
Overcrank Cut Off					
303-0201	1	Rheostat - Adjustable			
301-2288	1	Panel, Control - Upper			
322-0004	4	Lamp, Plant, Low Oil Pressure			
		High Water Temperature,			
		Overspeed			
322-0069	4	Holder, Lamp			
307-0655	3	Relay, Low Oil Pressure, High			
		Water Temperature,			
		Overspeed			
301-2125	1	Panel, Control - Lower			
332-1007	1	Strip, Marker			
332-1005	1	Block, Terminal (20 Place)			
503-0274	2	Clamp, Hose - Oil Bath Air			
		Cleaner			
503-0444	1	Hose, Oil Bath Air Cleaner			

SPECIAL PARTS LIST FOR MODEL 12.5RJC-3R SPEC 11097AA  
 FOR STANDARD PARTS REFER TO CATALOG 974-0220 KEY NO. 3  
 (PARTS CATALOG ALSO CONTAINS COMPONENTS FOR MAJOR OPTIONAL FEATURES LISTED BELOW)

WIRING DIAGRAM NO. (ENG) 612-4134-01 (AC) 612-4815-01

PART NO.	QTY.	DESCRIPTION	PART NO.	QTY.	DESCRIPTION
		Natural Gas Carburetor			
		City Water Cooled			
		Heat Exchanger			
517-0059	1	Plug, Expansion (1-7/16" OD)			
130-0813	1	Line, Water - City Water			
		Cooled With Expansion Tank			
502-0257	1	Tee, Pipe - Brass (3/8")			
307-1077	1	Relay, Time Delay - 3			
		Seconds			
323-0052	1	Socket, 8 Contact - Octal			
		Type			

SPECIAL PARTS LIST FOR MODEL 12.5RJC-4R SPEC 11134AA  
 FOR STANDARD PARTS REFER TO CATALOG 974-0220 KEY NO. 3  
 (PARTS CATALOG ALSO CONTAINS COMPONENTS FOR MAJOR OPTIONAL FEATURES LISTED BELOW)

WIRING DIAGRAM NO. (ENG) 612-2718-01(AC) 612-4816-01

PART NO.	QTY.	DESCRIPTION	PART NO.	QTY.	DESCRIPTION
		City Water Cooled			
		Gas - Gasoline Carburetor			
		Water Cooled Manifold			
		Heat Exchanger			
		Overspeed Cut Off			
		Low Oil Pressure Cut Off			
		High Water Temperature Cut Off			
		Overcrank Cut Off			
517-0059	1	Plug, Expansion (1-7/16" OD)			
503-0478	1	Hose, Water Inlet, 9" Lg.			
130-0813	1	Line, Water			
502-0257	1	Tee, Brass (3/8") - Manifold			
504-0007	1	Cock, Shut Off - Fuel Pump			
502-0020	1	Elbow, Street Pipe - Fuel Pump			
332-0941	1	Tie, Cable - Solenoid			
301-2204	1	Panel, Control - Upper			
307-0655	3	Relay, Emergency Latching			
320-0259	1	Relay, Cranking Limiter			
301-2125	1	Panel, Control - Lower			
322-0004	4	Lamp, Plant, Low Oil Pressure			
		High Water Temperature,			
		Overspeed			
322-0069	4	Holder, Lamp			
332-0795	1	Block, Terminal (16 Place)			
332-0862	1	Strip, Marker - For 16 Place Block			

SPECIAL PARTS LIST FOR MODEL 15.0RJC-4R SPEC 11134AA  
 FOR STANDARD PARTS REFER TO CATALOG 974-0220 KEY NO. 4  
 (PARTS CATALOG ALSO CONTAINS COMPONENTS FOR MAJOR OPTIONAL FEATURES LISTED BELOW)  
 WIRING DIAGRAM NO. (ENG)612-2718-01(AC)612-4816-02

PART NO.	QTY.	DESCRIPTION	PART NO.	QTY.	DESCRIPTION
		City Water Cooled			
		Water Cooled Manifold			
		Heat Exchanger			
		Gas - Gasoline Carburetor			
		Overspeed Cut Off			
		Low Oil Pressure Cut Off			
		High Water Temperature Cut Off			
		Overcrank Cut Off			
502-0257	1	Tee - Brass (3/8" Pipe)			
		Drain Cock			
517-0059	1	Plug, Expansion - Exhaust			
		Manifold (1-7/16" OD)			
332-0941	1	Tie, Cable - Solenoid Coil			
503-0478	1	Hose, Water Inlet - 9" Lg.			
520-0798	4	Stud, Generator Through			
520-0790	1	Stud, Rotor Through			
301-2204	1	Panel, Control - Upper			
307-0655	3	Latch, Relay - Emergency			
		Stop & Alarm, Low Oil			
		Pressure, High Water			
		Temperature, & Overspeed			
301-2125	1	Panel, Control - Lower			
322-0004	4	Lamp, Plant, Low Oil Pressure,			
		High Water Temperature,			
		Overspeed			
322-0069	4	Holder, Lamp			
332-0795	1	Block, Terminal - Engine			
332-0862	1	Strip, Marker			

SPECIAL PARTS LIST FOR MODEL 15.0RJC-4XR SPEC 11170AB  
 FOR STANDARD PARTS REFER TO CATALOG 974-0220 KEY NO. 2  
 (PARTS CATALOG ALSO CONTAINS COMPONENTS FOR MAJOR OPTIONAL FEATURES LISTED BELOW)

WIRING DIAGRAM NO. (ENG) 612-5487-01 (AC) 612-5501-02

PART NO.	QTY.	DESCRIPTION	PART NO.	QTY.	DESCRIPTION
LPG Vapor & Gasoline Carburetor					
332-0941	1	Cable, Tie - Solenoid			
520-0798	4	Stud, Generator Through			
520-0790	1	Stud, Rotor Through			
301-2308	1	Panel, Control - Upper			

SPECIAL PARTS LIST FOR **MODEL** 12.5RJC-3R **SPEC** 11192AA  
**FOR STANDARD PARTS REFER TO CATALOG** 974-0220 **KEY NO.** 3  
(PARTS CATALOG ALSO CONTAINS COMPONENTS FOR MAJOR OPTIONAL FEATURES LISTED BELOW)

**WIRING DIAGRAM NO.** (ENG)612-2717-01(AC)612-4815-01

PART NO.	QTY.	DESCRIPTION	PART NO.	QTY.	DESCRIPTION
Gas - Gasoline Carburetor					
Overspeed Cut Off					
City Water Cooled					
Heat Exchanger					
130-0813	1	Line, Water			
502-0257	1	Tee, Brass (3/8" Pipe)			
517-0059	1	Plug, Expansion (1-7/16" OD)			
504-0007	1	Cock, Shutoff			
502-0020	1	Elbow, Street Pipe			
332-0941	1	Tie, Cable - Solenoid Coil Assembly			
503-0478	1	Hose, Water Inlet, 9" Lg.			
301-2288	1	Panel, Control - Upper			

SPECIAL PARTS LIST FOR MODEL 15.0RJC-3R SPEC 11216AA  
 FOR STANDARD PARTS REFER TO CATALOG 974-0220 KEY NO. 2  
 (PARTS CATALOG ALSO CONTAINS COMPONENTS FOR MAJOR OPTIONAL FEATURES LISTED BELOW)  
 WIRING DIAGRAM NO. (ENG) 612-4989-01 (AC) 612-4815-07

PART NO.	QTY.	DESCRIPTION	PART NO.	QTY.	DESCRIPTION
		Housed Model			
		Muffler Mounted On Housing			
		Overspeed Cut Off			
		Low Oil Pressure Cut Off			
		High Water Temperature Cut Off			
		Overcrank Cut Off			
301-2288	1	Panel, Control - Upper			
307-0655	3	Relay, Emergency Latching			
320-0259	1	Relay, Cranking Limiter			
301-2125	1	Panel, Control - Lower			
322-0004	4	Lamp, Plant, Low Oil Pressure, High Water Temperature, Overspeed			
322-0069	4	Holder, Lamp			
301-3241	1	Bracket, Relay Mounting			
301-2393	1	Bracket, Relay Mounting			
323-0052	3	Socket, 8 Contact - Octal Type			
307-1157	1	Spring, Relay Hold Down			
307-0819	3	Relay, Low Oil Pressure, High Water Temperature, Low Engine Temperature			
307-0848	1	Relay, Oil Pressure - To 15 Seconds			
307-1143	1	Relay, Generating			
323-0760	1	Socket, Relay			
332-0943	2	Spacer, Relay Socket (3/8" OD)			
307-0778	3	Spring, Hold Down			
332-1005	1	Block, Terminal (20 Place)			
332-1006	1	Strip, Marker - For 20 Place Block			
332-0612	1	Strip, Marker			
155-0360	1	Muffler, Critical Type			
155-0927	1	Tube, Exhaust			
140-0078	2	Bands, Muffler - Mounted On Housing			
405-1889	1	Shield, Rain			
505-0043	2	Elbow, 90° (1½")			

SPECIAL PARTS LIST FOR MODEL 15.0RJC-3R SPEC 11216AB  
 FOR STANDARD PARTS REFER TO CATALOG 974-0220 KEY NO. 2  
 (PARTS CATALOG ALSO CONTAINS COMPONENTS FOR MAJOR OPTIONAL FEATURES LISTED BELOW)

WIRING DIAGRAM NO. (ENG) 612-5509-01 (AC) 612-5486-07

PART NO.	QTY.	DESCRIPTION	PART NO.	QTY.	DESCRIPTION
Housed Unit					
Muffler Mounted On Housing					
Overspeed Cut Off					
Low Oil Pressure Cut Off					
High Water Temperature Cut Off					
Overcrank Cut Off					
520-0798	4	Stud, Generator Through			
520-0790	1	Stud, Rotor Through			
301-2288	1	Panel, Control - Upper			
301-2125	1	Panel, Control - Lower			
307-0655	3	Relay, Low Oil Pressure, High Water Temperature, & Overspeed Shutdown			
322-0004	4	Lamp, Panel, Plant, Low Oil Pressure, High Water Temperature, & Overspeed			
322-0069	4	Holder, Lamp			
332-1005	1	Block, Terminal (20 Place)			
332-1006	1	Strip, Marker - For 20 Place Block			
155-0360	1	Muffler, Critical Type			
155-0927	1	Tube, Exhaust			
140-0078	2	Bands, Muffler - Mounted On Housing			
405-1889	1	Shield, Rain			
505-0043	2	Elbow, 90° (1½")			



SPECIAL PARTS LIST FOR MODEL 12.5RJC-4R SPEC 11271AA  
 FOR STANDARD PARTS REFER TO CATALOG 974-0220 KEY NO. 1  
 (PARTS CATALOG ALSO CONTAINS COMPONENTS FOR MAJOR OPTIONAL FEATURES LISTED BELOW)  
 WIRING DIAGRAM NO. (ENG) 612-2718-01 (AC) 612-4816-16

PART NO.	QTY.	DESCRIPTION	PART NO.	QTY.	DESCRIPTION
Housed Model					
Overspeed Cut Off					
Low Oil Pressure Cut Off					
High Water Temperature Cut Off					
Overcrank Cut Off					
301-2204	1	Panel, Control - Upper			
307-0655	3	Relay, Emergency Latching			
320-0259	1	Relay, Cranking Limiter			
301-2125	1	Panel, Control - Lower			
322-0004	4	Lamp, Plant, Low Oil Pressure			
		High Water Temperature,			
		Overspeed			
322-0069	4	Holder, Lamp			
332-0795	1	Block, Terminal (16 Place)			
332-0862	1	Strip, Marker (For 16 Place			
		Block)			
303-0201	1	Rheostat Assembly -			
		Adjustable			

SPECIAL PARTS LIST FOR MODEL 15.0RJC-3R SPEC 11335AA  
 FOR STANDARD PARTS REFER TO CATALOG 974-0220 KEY NO. 2  
 (PARTS CATALOG ALSO CONTAINS COMPONENTS FOR MAJOR OPTIONAL FEATURES LISTED BELOW)  
 WIRING DIAGRAM NO. (ENG) 612-2717-01 (AC) 612-4815-07

PART NO.	QTY.	DESCRIPTION	PART NO.	QTY.	DESCRIPTION
Housed Model					
Natural Gas Carburetor					
Muffler Mounted On Housing					
High Compression Pistons					
Water Jacket Heater					
Oil Base Heater					
301-2288	1	Panel, Control - Upper			
155-0360	1	Muffler, Critical Type			
155-0927	1	Tube, Exhaust			
140-0078	2	Bands, Muffler - Mounted On Housing			
405-1889	1	Shield, Rain			
505-0043	2	Elbow, 90° (1½")			

SPECIAL PARTS LIST FOR MODEL 15.0RJC-4R SPEC 11335AA  
 FOR STANDARD PARTS REFER TO CATALOG 974-0220 KEY NO. 2  
 (PARTS CATALOG ALSO CONTAINS COMPONENTS FOR MAJOR OPTIONAL FEATURES LISTED BELOW)  
 WIRING DIAGRAM NO. (ENG) 612-2717-01 (AC) 612-4816-07

PART NO.	QTY.	DESCRIPTION	PART NO.	QTY.	DESCRIPTION
Housed Unit					
Natural Gas Carburetor					
High Compression Pistons					
Muffler Mounted On Housing					
Water Jacket Heater					
Oil Base Heater					
520-0798	4	Stud, Generator Through			
520-0790	1	Stud, Rotor Through			
301-2204	1	Panel, Control - Upper			
155-0360	1	Muffler, Critical Type			
155-0327	1	Tube, Exhaust			
140-0078	2	Bands, Muffler - Mounted On Housing			
405-1889	1	Shield, Rain			
505-0043	2	Elbow, 90° (1½")			

SPECIAL PARTS LIST FOR **MODEL** 12.5RJC-4R **SPEC** 11367AA  
 FOR STANDARD PARTS REFER TO **CATALOG** 974-0220 **KEY NO.** 1  
 (PARTS CATALOG ALSO CONTAINS COMPONENTS FOR MAJOR OPTIONAL FEATURES LISTED BELOW)

**WIRING DIAGRAM NO.** (ENG) 612-2718-01(AC) 612-4816-01

PART NO.	QTY.	DESCRIPTION	PART NO.	QTY.	DESCRIPTION
Gas - Gasoline Carburetor					
Overspeed Cut Off					
Low Oil Pressure Cut Off					
High Water Temperature Cut Off					
Overcrank Cut Off					
332-0941	1	Tie, Cable - Solenoid Coil Assembly			
301-2204	1	Panel, Control - Upper			
301-2125	1	Panel, Control - Lower			
322-0004	4	Lamp, Plant, Low Oil Pressure, High Water Temperature, Overspeed			
322-0069	4	Holder, Lamp			
307-0655	3	Relay, Emergency Stop & Alarm			
332-0795	1	Block, Terminal - Engine			
332-0862	1	Strip, Marker			

SPECIAL PARTS LIST FOR MODEL 12.5RJC-5DR SPEC 11484AA  
 FOR STANDARD PARTS REFER TO CATALOG 974-0220 KEY NO. 1  
 (PARTS CATALOG ALSO CONTAINS COMPONENTS FOR MAJOR OPTIONAL FEATURES LISTED BELOW)  
 WIRING DIAGRAM NO. (ENG) 612-2717-01 (AC) 612-4818-06

PART NO.	QTY.	DESCRIPTION	PART NO.	QTY.	DESCRIPTION
Housed Model Muffler Mounted On Housing Water Jacket Heater Oil Base Heater Overspeed Cut Off					
301-2204	1	Panel, Control - Upper			
155-0360	1	Muffler, Critical Type			
155-0927	1	Tube, Exhaust			
140-0078	2	Bands, Muffler - Mounted On Housing			
405-1889	1	Shield, Rain			
505-0043	2	Elbow, 90° (1½")			

SPECIAL PARTS LIST FOR **MODEL** 15.0RJC-5DR **SPEC** 11484AA  
**FOR STANDARD PARTS REFER TO CATALOG** 974-0220 **KEY NO.** 2  
(PARTS CATALOG ALSO CONTAINS COMPONENTS FOR MAJOR OPTIONAL FEATURES LISTED BELOW)

**WIRING DIAGRAM NO.** (ENG) 612-2717-01 (AC) 612-4818-07

PART NO.	QTY.	DESCRIPTION	PART NO.	QTY.	DESCRIPTION
		Housed Unit			
		Water Jacket Heater			
		Oil Base Heater			
		Muffler Mounted On Housing			
		Overspeed Cut Off			
332-1924	1	Cable, Tie - Spark Plug Leads			
520-0798	4	Stud, Generator Through			
520-0790	1	Stud, Rotor Through			
301-2204	1	Panel, Control - Upper			
155-0360	1	Muffler, Critical Type			
155-0927	1	Tube, Exhaust			
140-0078	2	Bands, Muffler - Mounted On Housing			
405-1889	1	Shield, Rain			
505-0043	2	Elbow, 90° (1½")			

SPECIAL PARTS LIST FOR MODEL 15.0RJC-4R SPEC 11531AB  
 FOR STANDARD PARTS REFER TO CATALOG 974-0220 KEY NO. 2  
 (PARTS CATALOG ALSO CONTAINS COMPONENTS FOR MAJOR OPTIONAL FEATURES LISTED BELOW)

WIRING DIAGRAM NO. (ENG) 612-5509-01 (AC) 612-5500-02

PART NO.	QTY.	DESCRIPTION	PART NO.	QTY.	DESCRIPTION
		Overspeed Cut Off			
		Low Oil Pressure Cut Off			
		High Water Temperature Cut Off			
		Overcrank Cut Off			
520-0798	4	Stud, Generator Through			
520-0790	1	Stud, Rotor Through			
301-2204	1	Panel, Control - Upper			
301-2125	1	Panel, Control - Lower			
307-0655	3	Relay, Low Oil Pressure, High Water Temperature, Overspeed Shutdown			
322-0004	4	Lamp, Plant, Low Oil Pressure, High Water Temperature, Overspeed			
322-0069	4	Holder, Lamp			
332-1005	1	Block, Terminal (20 Place)			
332-1006	1	Strip, Marker - For 20 Place Block			

SPECIAL PARTS LIST FOR **MODEL** 15.0RJC-3R **SPEC** 11685AA  
 FOR STANDARD PARTS REFER TO **CATALOG** 974-0220 **KEY NO.** 4  
 (PARTS CATALOG ALSO CONTAINS COMPONENTS FOR MAJOR OPTIONAL FEATURES LISTED BELOW)

**WIRING DIAGRAM NO.** (ENG)612-2717-01(AC)612-4815-02

PART NO.	QTY.	DESCRIPTION	PART NO.	QTY.	DESCRIPTION
		City Water Cooled Water Cooled Manifold Combination Natural Gas - Gasoline Carburetor Water Jacket Heater Oil Base Heater			
517-0059	1	Plug, Expansion - Exhaust Manifold			
332-0941	1	Tie Cable - Self Locking			
338-0297	1	Harness, Wiring - Engine To Control			
503-0478	1	Hose, Water Jacket Heater - 9" Lg.			
301-2288	1	Panel, Control -- Upper			



SPECIAL PARTS LIST FOR **MODEL** 15.0RJC-4R **SPEC** 11685AB  
 FOR STANDARD PARTS REFER TO **CATALOG** 974-0220 **KEY NO.** 4  
 (PARTS CATALOG ALSO CONTAINS COMPONENTS FOR MAJOR OPTIONAL FEATURES LISTED BELOW)  
**WIRING DIAGRAM NO.** (ENG) 612-5487-01 (AC) 612-5500-02

PART NO.	QTY.	DESCRIPTION	PART NO.	QTY.	DESCRIPTION
		City Water Cooled			
		Water Cooled Manifold			
		Water Jacket Heater			
		Oil Base Heater			
		Natural Gas & Gasoline Carburetor			
193-0633	1	Line, Water			
517-0059	1	Plug, Expansion - Exhaust Manifold (1-7/16" OD)			
503-0478	1	Hose, Water Inlet - 9" Lg.			
332-0941	1	Tie, Cable - Coil Assembly			
338-0297	1	Harness, Wiring - Engine To Control			
520-0798	4	Stud, Generator Through			
520-0790	1	Stud, Rotor Through			
301-2204	1	Panel, Control - Upper			

SPECIAL PARTS LIST FOR MODEL 15.0RJC-4XR SPEC 11782AB  
 FOR STANDARD PARTS REFER TO CATALOG 974-0220 KEY NO. 2  
 (PARTS CATALOG ALSO CONTAINS COMPONENTS FOR MAJOR OPTIONAL FEATURES LISTED BELOW)

WIRING DIAGRAM NO. (ENG) 612-5509-01 (AC) 612-5501-02

PART NO.	QTY.	DESCRIPTION	PART NO.	QTY.	DESCRIPTION
Natural Gas Carburetor High Compression Pistons Overspeed Cut Off Low Oil Pressure Cut Off High Water Temperature Cut Off Overcrank Cut Off					
520-0798	4	Stud, Generator Through			
520-0790	1	Stud, Rotor Through			
301-2308	1	Panel, Control - Upper			
301-2125	1	Panel, Control - Lower			
307-0655	3	Relay, Low Oil Pressure, High Water Temperature, & Overspeed Shutdown			
322-0004	4	Lamp, Panel, Plant, Low Oil Pressure, High Water Temperature, & Overspeed			
322-0069	4	Holder, Lamp			
332-1005	1	Block, Terminal (20 Place)			
332-1006	1	Strip, Marker - For 20 Place Block			

SPECIAL PARTS LIST FOR MODEL 15.0RJC-3R SPEC 11824AA  
 FOR STANDARD PARTS REFER TO CATALOG 974-0220 KEY NO. 2  
 (PARTS CATALOG ALSO CONTAINS COMPONENTS FOR MAJOR OPTIONAL FEATURES LISTED BELOW)  
 WIRING DIAGRAM NO. (ENG) 612-4857-01 (AC) 612-4815-07

PART NO.	QTY.	DESCRIPTION	PART NO.	QTY.	DESCRIPTION
Housed Model Overspeed Cut Off Low Oil Pressure Cut Off High Water Temperature Cut Off Overcrank Cut Off					
301-2288	1	Panel, Control - Upper			
301-2125	1	Panel, Control - Lower			
307-0655	3	Relay, Low Oil Pressure, High Water Temperature, & Overspeed Shutdown			
322-0004	4	Lamp, Panel, Plant, Low Oil Pressure, High Water Temperature, & Overspeed			
322-0069	4	Holder, Lamp			
307-0819	1	Relay, Low Engine Temperature			
307-1157	1	Spring, Relay Hold Down			
307-1143	1	Relay, Generating			
323-0760	1	Socket, Relay			
332-0943	2	Spacer, Relay Socket (3/8" OD)			
307-0778	3	Spring, Hold Down			
332-1005	1	Block, Terminal (20 Place)			
332-1006	1	Strip, Marker - For 20 Place Block			
323-0052	1	Socket, 8 Contact - Octal Type			
301-3241	1	Bracket, Relay Mounting			

SPECIAL PARTS LIST FOR MODEL 15.0RJC-4XR SPEC 11824AB  
 FOR STANDARD PARTS REFER TO CATALOG 974-0220 KEY NO. 2  
 (PARTS CATALOG ALSO CONTAINS COMPONENTS FOR MAJOR OPTIONAL FEATURES LISTED BELOW)

WIRING DIAGRAM NO. (ENG) 612-5540-01 (AC) 612-5501-05

PART NO.	QTY.	DESCRIPTION	PART NO.	QTY.	DESCRIPTION
		Housed Unit			
		Overspeed Cut Off			
		Low Oil Pressure Cut Off			
		High Water Temperature Cut Off			
		Overcrank Cut Off			
520-0798	4	Stud, Generator Through			
520-0790	1	Stud, Rotor Through			
301-2308	1	Panel, Control - Upper			
301-2125	1	Panel, Control - Lower			
322-0004	4	Lamp, Plant, Low Oil Pressure			
		High Water Temperature,			
		Overspeed			
322-0069	4	Holder, Lamp			
307-0655	3	Relay, Low Oil Pressure,			
		High Water Temperature,			
		Overspeed			
307-0819	1	Relay, Low Engine Temperature			
323-0052	1	Socket, 8 Contact - Octal			
		Type			
332-0943	2	Spacer, Relay Socket (3/8" OD)			
307-0778	1	Spring, Hold-Down			
332-1005	1	Block, Terminal (20 Place)			
332-1006	1	Strip, Marker - For 20 Place			
		Block			
323-0760	1	Socket, Relay			
307-1143	1	Relay, Generating			
301-3241	1	Bracket, Relay Mounting			
307-1157	1	Spring, Hold-Down			

SPECIAL PARTS LIST FOR **MODEL** 15.0RJC-18R **SPEC** 11832AA  
 FOR STANDARD PARTS REFER TO **CATALOG** 974-0220 **KEY NO.** 2  
 (PARTS CATALOG ALSO CONTAINS COMPONENTS FOR MAJOR OPTIONAL FEATURES LISTED BELOW)  
**WIRING DIAGRAM NO.** (ENG) 612-2717-01 (AC) 612-4814-04

PART NO.	QTY.	DESCRIPTION	PART NO.	QTY.	DESCRIPTION
Housed Unit					
LPG Liquid Carburetor					
520-0798	4	Stud, Generator Through			
520-0790	1	Stud, Rotor Through			
301-2019	1	Panel, Control - Upper			

SPECIAL PARTS LIST FOR **MODEL** 15.0RJC-18R **SPEC** 11891AA  
 FOR STANDARD PARTS REFER TO **CATALOG** 974-0220 **KEY NO.** 2  
 (PARTS CATALOG ALSO CONTAINS COMPONENTS FOR MAJOR OPTIONAL FEATURES LISTED BELOW)  
**WIRING DIAGRAM NO.** (ENG) 612-2717-01 (AC) 612-4814-04

PART NO.	QTY.	DESCRIPTION	PART NO.	QTY.	DESCRIPTION
Housed Unit					
Natural Gas Carburetor					
High Compression Pistons					
Muffler Mounted On Housing					
520-0798	4	Stud, Generator Through			
520-0790	1	Stud, Rotor Through			
301-2019	1	Panel, Control - Upper			
155-0360	1	Muffler, Critical Type			
155-0927	1	Tube, Exhaust			
140-0078	2	Bands, Muffler - Mounted On			
		Housing			
405-1889	1	Shield, Rain			
505-0043	2	Elbow, 90° (1½")			

SPECIAL PARTS LIST FOR MODEL 15.0RJC-3R SPEC 11913AA  
 FOR STANDARD PARTS REFER TO CATALOG 974-0220 KEY NO. 2  
 (PARTS CATALOG ALSO CONTAINS COMPONENTS FOR MAJOR OPTIONAL FEATURES LISTED BELOW)  
 WIRING DIAGRAM NO. (ENG)612-2718-01(AC)612-4815-07

PART NO.	QTY.	DESCRIPTION	PART NO.	QTY.	DESCRIPTION
Housed Model LPG Vapor Carburetor Water Jacket Heater Overspeed Cut Off Low Oil Pressure Cut Off High Water Temperature Cut Off Overcrank Cut Off Oil Base Heater					
307-0655	3	Relay, Emergency Latching			
320-0259	1	Relay, Cranking Limiter			
301-2125	1	Panel, Control - Lower			
322-0004	4	Lamp, Plant, Low Oil Pressure High Water Temperature, Overspeed			
322-0069	4	Holder, Lamp			
332-0795	1	Block, Terminal (16 Place)			
332-0862	1	Strip, Marker - For 16 Place Block			
301-2288	1	Panel, Control - Upper			



SPECIAL PARTS LIST FOR MODEL 15.0RJC-4XR SPEC 11913AA  
 FOR STANDARD PARTS REFER TO CATALOG 974-0220 KEY NO. 2  
 (PARTS CATALOG ALSO CONTAINS COMPONENTS FOR MAJOR OPTIONAL FEATURES LISTED BELOW)

WIRING DIAGRAM NO. (ENG)612-2718-01(AC)612-4817-01

PART NO.	QTY.	DESCRIPTION	PART NO.	QTY.	DESCRIPTION
		Housed Unit			
		LPG Vapor Carburetor			
		Water Jacket Heater			
		Oil Base Heater			
		Overspeed Cut Off			
		Low Oil Pressure Cut Off			
		High Water Temperature Cut Off			
		Overcrank Cut Off			
520-0798	4	Stud, Generator Through			
520-0790	1	Stud, Rotor Through			
301-2308	1	Panel, Control - Upper			
301-2125	1	Panel, Control - Lower			
322-0004	4	Lamp, Plant, Low Oil Pressure High Water Temperature, Overspeed			
322-0069	4	Holder, Lamp			
307-0655	3	Relay, Low Oil Pressure, High Water Temperature, Overspeed			
332-0795	1	Block, Terminal - Engine			
332-0862	1	Strip, Marker			



SPECIAL PARTS LIST FOR **MODEL** 15.0RJC-3CR **SPEC** 11976AB  
FOR STANDARD PARTS REFER TO **CATALOG** 974-0220 **KEY NO.** 2  
(PARTS CATALOG ALSO CONTAINS COMPONENTS FOR MAJOR OPTIONAL FEATURES LISTED BELOW)

**WIRING DIAGRAM NO.** (ENG) 612-5487-01 (AC) 612-5485-03

PART NO.	QTY.	DESCRIPTION	PART NO.	QTY.	DESCRIPTION
		Housed Model			
		Natural Gas Carburetor			
		High Compression Pistons			
		Water Jacket Heater			
		Oil Base Heater			
301-2019	1	Panel, Control - Upper			



Dated March 1, 1979

Revised \_\_\_\_\_

Page 1 of 1  
Redistribution or publication of this document by any means, is strictly prohibited.

SPECIAL PARTS LIST FOR MODEL 15.0RJC-3R SPEC 11994AA  
 FOR STANDARD PARTS REFER TO CATALOG 974-0220 KEY NO. 2  
 (PARTS CATALOG ALSO CONTAINS COMPONENTS FOR MAJOR OPTIONAL FEATURES LISTED BELOW)

WIRING DIAGRAM NO. (ENG)612-2718-01(AC)612-4815-02

PART NO.	QTY.	DESCRIPTION	PART NO.	QTY.	DESCRIPTION
		LPG Vapor Carburetor			
		Overspeed Cut Off			
		Low Oil Pressure Cut Off			
		High Water Temperature Cut Off			
		Overcrank Cut Off			
307-0655	3	Relay, Emergency Latching			
320-0259	1	Relay, Cranking Limiter			
301-2125	1	<b>Panel, Control - Lower</b>			
322-0004	4	Lamp, Plant, Low Oil Pressure			
		High Water Temperature,			
		Overspeed			
322-0069	4	Holder, Lamp			
332-0795	1	Block, Terminal - 16 Place			
332-0862	1	Strip, Marker (For 16 Place			
		Block)			
301-2288	1	Panel, Control - Upper			

SPECIAL PARTS LIST FOR **MODEL** 15.0RJC-4XR **SPEC** 11994AA  
 FOR STANDARD PARTS REFER TO **CATALOG** 974-0220 **KEY NO.** 2  
 (PARTS CATALOG ALSO CONTAINS COMPONENTS FOR MAJOR OPTIONAL FEATURES LISTED BELOW)

**WIRING DIAGRAM NO.** (ENG) 612-2718-01 (AC) 612-4817-02

PART NO.	QTY.	DESCRIPTION	PART NO.	QTY.	DESCRIPTION
LPG Vapor Carburetor					
Overspeed Cut Off					
Low Oil Pressure Cut Off					
High Water Temperature Cut Off					
Overcrank Cut Off					
520-0798	4	Stud, Generator Through			
520-0790	1	Stud, Rotor Through			
301-2308	1	Panel, Control - Upper			
301-2125	1	Panel, Control - Lower			
307-0655	3	Relay, Low Oil Pressure, High Water Temperature, & Overspeed Shutdown			
322-0004	4	Lamp, Panel, Plant, Low Oil Pressure, High Water Temperature, & Overspeed			
322-0069	4	Holder, Lamp			
332-0795	1	Block, Terminal - Engine			
332-0862	1	Strip, Marker			

SPECIAL PARTS LIST FOR MODEL 15.0RJC-3R SPEC 12072AA  
 FOR STANDARD PARTS REFER TO CATALOG 974-0220 KEY NO. 2  
 (PARTS CATALOG ALSO CONTAINS COMPONENTS FOR MAJOR OPTIONAL FEATURES LISTED BELOW)

WIRING DIAGRAM NO. (ENG) 612-4134-01 (AC) 612-4815-02

PART NO.	QTY.	DESCRIPTION	PART NO.	QTY.	DESCRIPTION
LPG Vapor Carburetor					
Water Jacket Heater					
Oil Base Heater					
301-2288	1	Panel, Control - Upper			
307-1077	1	Relay, Time Delay - 3 Second			
323-0052	1	Socket, 8 Contact - Octal			
		Type			
501-0005	1	Line, Flex - Fuel, 18½" Lg.			

SPECIAL PARTS LIST FOR MODEL 12.5RJC-18R SPEC 12104AA  
FOR STANDARD PARTS REFER TO CATALOG 974-0220 KEY NO. 1  
(PARTS CATALOG ALSO CONTAINS COMPONENTS FOR MAJOR OPTIONAL FEATURES LISTED BELOW)

WIRING DIAGRAM NO. (ENG) 612-2717-01(AC) 612-4814-04

PART NO.	QTY.	DESCRIPTION	PART NO.	QTY.	DESCRIPTION
		Housed Model			
		Day Tank			
		Water Jacket Heater			
		Oil Base Heater			
301-2019	1	Panel, Control - Upper			

SPECIAL PARTS LIST FOR MODEL 12.5RJC-3R31 SPEC 12173AA  
 FOR STANDARD PARTS REFER TO CATALOG 974-0220 KEY NO. 3  
 (PARTS CATALOG ALSO CONTAINS COMPONENTS FOR MAJOR OPTIONAL FEATURES LISTED BELOW)  
 WIRING DIAGRAM NO. (ENG) 612-4912-01(AC)612-4815-01

PART NO.	QTY.	DESCRIPTION	PART NO.	QTY.	DESCRIPTION
Note: Pennsylvania Approved Natural Gas Carburetor Overspeed Cut Off City Water Cooled Water Cooled Manifold Low Oil Pressure Cut Off - Dual Senders High Water Temperature Cut Off - Dual Senders Overcrank Cut Off High Compression Pistons			308-0005	1	Switch, Selector - Toggle
			307-0848	1	Relay, Oil Pressure - To 15 Seconds
			307-1143	1	Relay, Generating
			323-0760	1	Socket, Relay
			332-0612	1	Strip, Marker
			301-3252	1	Bracket, Relay Mounting
			149-0558	1	Strainer
			307-0829	1	Kit, Coil Replacement
			416-0325	1	Hydrometer, 3 Color Scale Battery Tester
309-0179	1	Thermostat	504-0019	1	Valve, Lock Shield - Manu
502-0257	1	Tee, Pipe - Brass (3/8") - Exhaust Manifold	307-0833	1	Valve, Solenoid - Electric
502-0258	3	Nipple, Half - Brass (3/8")			
502-0085	2	Nipple, Close (3/8")			
502-0263	1	Elbow, 90° - Brass (3/8")			
502-0058	1	Tee, Restricted - Front Cylinder Head			
517-0059	1	Plug, Expansion (1-7/16" OD)			
503-0478	1	Hose, Water Inlet, 9" Lg.			
320-0259	1	Relay, Cranking Limiter			
301-2125	1	Panel, Control - Lower			
322-0004	4	Lamp, Plant, Low Oil Pressure High Water Temperature, Overspeed			
322-0069	4	Holder, Lamp			
323-0052	3	Socket, 8 Contact - Octal Type			
301-2288	1	Panel, Control - Upper			
307-0655	3	Relay, Emergency Latching			
332-0943	4	Spacer, Relay Sockets (3/8" OD X 3/16" ID)			
307-0819	3	Relay, Low Oil Pressure, High Water Temperature, Low Engine Temperature			
307-0778	3	Spring, Hold Down			
332-1005	1	Block, Terminal (20 Place)			
332-1006	1	Strip, Marker - For 20 Place Block			

SPECIAL PARTS LIST FOR MODEL 15.0RJC-3R31 SPEC 12173AA  
 FOR STANDARD PARTS REFER TO CATALOG 974-0220 KEY NO. 4  
 (PARTS CATALOG ALSO CONTAINS COMPONENTS FOR MAJOR OPTIONAL FEATURES LISTED BELOW)

WIRING DIAGRAM NO. (ENG) 612-4912-01(AC) 612-4815-02

PART NO.	QTY.	DESCRIPTION	PART NO.	QTY.	DESCRIPTION
Note: Pennsylvania Approved Natural Gas Carburetor High Compression Pistons City Water Cooled Water Cooled Manifold Overspeed Cut Off Low Oil Pressure Cut Off - Dual Senders High Water Temperature Cut Off - Dual Senders Overcrank Cut Off			301-3252	1	Bracket, Relay Mounting
			307-1143	1	Relay, Generating
			323-0760	1	Socket, Relay
			332-0612	1	Strip, Marker (Use With 3 Place Terminal Block)
			149-0558	1	Strainer, Regulator
			307-0829	1	Kit, Coil Replacement
			416-0325	1	Hydrometer, 3 Color Scale Battery Tester
			307-0833	1	Valve, Solenoid - Electric
			504-0019	1	Valve, Lock Shield - Manua
309-0179	1	Thermostat - Open 190° F, Close 215° F			
517-0059	1	Plug, Expansion (1-7/16" OD) Exhaust Manifold			
502-0258	3	Nipple, Half (3/8") - Brass, Exhaust Manifold			
502-0257	1	Tee, Brass - Exhaust Manifold (3/8" Pipe)			
503-0478	1	Hose, Water Inlet - 9" Lg.			
502-0263	1	Elbow, 90° - Brass (3/8")			
502-0085	2	Nipple (3/8")			
301-2288	1	Panel, Control - Upper			
301-2125	1	Panel, Control - Lower			
307-0848	1	Relay, Oil Pressure - To 15 Seconds			
322-0004	4	Lamp, Plant, Low Oil Pressure, High Water Temperature, Overspeed			
322-0069	4	Holder, Lamp			
307-0655	3	Relay, Low Oil Pressure, High Water Temperature, Overspeed			
332-0943	4	Spacer, Relay Socket			
307-0778	3	Spring, Hold Down			
332-1005	1	Block, Terminal - 20 Place			
332-1006	1	Strip, Marker (For 20 Place Block)			
307-0819	3	Relay, Low Engine Temperature, Low Oil Pressure & High Water Temperature			
323-0052	3	Socket, 8 Contact - Octal Type			
308-0005	1	Switch, Selector			

**WIRING DIAGRAM NO. (ENG)612-2717-01(AC)612-4814-04**

Page 1 of 1



SPECIAL PARTS LIST FOR **MODEL** 15.0RJC-4R **SPEC** 12296AA  
 FOR STANDARD PARTS REFER TO **CATALOG** 974-0220 **KEY NO.** 2  
 (PARTS CATALOG ALSO CONTAINS COMPONENTS FOR MAJOR OPTIONAL FEATURES LISTED BELOW)  
**WIRING DIAGRAM NO.** (ENG) 612-2717-01 (AC) 612-4816-02

PART NO.	QTY.	DESCRIPTION	PART NO.	QTY.	DESCRIPTION
Natural Gas Carburetor High Compression Pistons Water Jacket Heater Oil Base Heater  520-0798      4    Stud, Generator Through 520-0790      1    Stud, Rotor Through 301-2204      1    Panel, Control - Upper					

SPECIAL PARTS LIST FOR MODEL 15.0RJC-4XR SPEC 12296AA  
 FOR STANDARD PARTS REFER TO CATALOG 974-0220 KEY NO. 2  
 (PARTS CATALOG ALSO CONTAINS COMPONENTS FOR MAJOR OPTIONAL FEATURES LISTED BELOW)

WIRING DIAGRAM NO. (ENG) 612-2717-01 (AC) 612-4817-02

PART NO.	QTY.	DESCRIPTION	PART NO.	QTY.	DESCRIPTION
Natural Gas Carburetor					
High Compression Pistons					
Water Jacket Heater					
Oil Base Heater					
520-0798	4	Stud, Generator Through			
520-0790	1	Stud, Rotor Through			
301-2308	1	Panel, Control - Upper			

SPECIAL PARTS LIST FOR MODEL 15.0RJC-9XR SPEC 12296AA  
 FOR STANDARD PARTS REFER TO CATALOG 974-0220 KEY NO. 2  
 (PARTS CATALOG ALSO CONTAINS COMPONENTS FOR MAJOR OPTIONAL FEATURES LISTED BELOW)  
 WIRING DIAGRAM NO. (ENG) 612-2717-01 (AC) 612-4892-02

PART NO.	QTY.	DESCRIPTION	PART NO.	QTY.	DESCRIPTION
		Natural Gas Carburetor			
		High Compression Pistons			
		Water Jacket Heater			
		Oil Base Heater			
320-0551	1	Breaker, Circuit - 25 Amp, 3 Pole, 600 Vac			
301-3736	1	Panel, Control - Upper			

SPECIAL PARTS LIST FOR MODEL 15.0RJC-3R SPEC 12321AA  
 FOR STANDARD PARTS REFER TO CATALOG 974-0220 KEY NO. 2  
 (PARTS CATALOG ALSO CONTAINS COMPONENTS FOR MAJOR OPTIONAL FEATURES LISTED BELOW)  
 WIRING DIAGRAM NO. (ENG) 612-2717-01 (AC) 612-4815-07

PART NO.	QTY.	DESCRIPTION	PART NO.	QTY.	DESCRIPTION
Housed Model Natural Gas Carburetor High Compression Pistons Muffler Mounted On Housing					
301-2288	1	Panel, Control - Upper			
155-0360	1	Muffler, Critical Type			
155-0927	1	Tube, Exhaust			
140-0078	2	Bands, Muffler - Mounted On Housing			
405-1889	1	Shield, Rain			
505-0043	2	Elbow, 90° (1½")			

SPECIAL PARTS LIST FOR MODEL 15.0RJC-4R SPEC 12321AA  
 FOR STANDARD PARTS REFER TO CATALOG 974-0220 KEY NO. 2  
 (PARTS CATALOG ALSO CONTAINS COMPONENTS FOR MAJOR OPTIONAL FEATURES LISTED BELOW)

WIRING DIAGRAM NO. (ENG)612-2717-01(AC)612-4816-07

PART NO.	QTY.	DESCRIPTION	PART NO.	QTY.	DESCRIPTION
Housed Unit					
Natural Gas Carburetor					
High Compression Pistons					
Muffler Mounted On Housing					
520-0798	4	Stud, Generator Through			
520-0790	1	Stud, Rotor Through			
301-2204	1	Panel, Control - Upper			
155-0360	1	Muffler, Critical Type			
155-0927	1	Tube, Exhaust			
140-0078	2	Bands, Muffler - Mounted On Housing			
405-1889	1	Shield, Rain			
505-0043	2	Elbow, 90° (1½")			

SPECIAL PARTS LIST FOR **MODEL** 15.0RJC-4XR **SPEC** 12321AA  
 FOR STANDARD PARTS REFER TO **CATALOG** 974-0220 **KEY NO.** 2  
 (PARTS CATALOG ALSO CONTAINS COMPONENTS FOR MAJOR OPTIONAL FEATURES LISTED BELOW)

**WIRING DIAGRAM NO.** (ENG) 612-2717-01 (AC) 612-4817-05

PART NO.	QTY.	DESCRIPTION	PART NO.	QTY.	DESCRIPTION
Housed Unit					
Natural Gas Carburetor					
High Compression Pistons					
Muffler Mounted On Housing					
520-0798	4	Stud, Generator Through			
520-0790	1	Stud, Rotor Through			
301-2308	1	Panel, Control - Upper			
155-0360	1	Muffler, Critical Type			
155-0927	1	Tube, Exhaust			
140-0078	2	Bands, Muffler - Mounted On Housing			
405-1889	1	Shield, Rain			
505-0043	2	Elbow, 90° (1½")			



**Dated** March 1, 1979

**Revised** \_\_\_\_\_

**Page** 1 **of** 1  
 Redistribution or publication of this document  
 by any means, is strictly prohibited.

SPECIAL PARTS LIST FOR **MODEL** 12.5RJC-3R **SPEC** 12338AA  
 FOR STANDARD PARTS REFER TO **CATALOG** 974-0220 **KEY NO.** 1  
 (PARTS CATALOG ALSO CONTAINS COMPONENTS FOR MAJOR OPTIONAL FEATURES LISTED BELOW)  
**WIRING DIAGRAM NO.** (ENG) 612-2718-01 (AC) 612-4815-01

PART NO.	QTY.	DESCRIPTION	PART NO.	QTY.	DESCRIPTION
		Overspeed Cut Off			
		Water Jacket Heater			
		Low Oil Pressure Cut Off			
		High Water Temperature Cut Off			
		Overcrank Cut Off			
		Oil Base Heater			
167-1595	1	Lead Assembly (Resistor Type) 24"			
167-1596	3	Lead Assembly (Resistor Type) 12"			
332-1924	1	Cable, Tie			
301-2288	1	Panel, Control - Upper			
307-0655	3	Relay, Emergency Latching			
320-0259	1	Relay, Cranking Limiter			
301-2125	1	Panel, Control - Lower			
322-0004	4	Lamp, Plant, Low Oil Pressure High Water Temperature, Overspeed			
322-0069	4	Holder, Lamp			
332-0795	1	Block, Terminal (16 Place)			
332-0862	1	Strip, Marker - For 16 Place Block			

SPECIAL PARTS LIST FOR MODEL 15.0RJC-3R SPEC 12338AA  
 FOR STANDARD PARTS REFER TO CATALOG 974-0220 KEY NO. 2  
 (PARTS CATALOG ALSO CONTAINS COMPONENTS FOR MAJOR OPTIONAL FEATURES LISTED BELOW)  
 WIRING DIAGRAM NO. (ENG) 612-2718-01(AC) 612-4815-02

PART NO.	QTY.	DESCRIPTION	PART NO.	QTY.	DESCRIPTION
		Water Jacket Heater			
		Oil Base Heater			
		Overspeed Cut Off			
		Low Oil Pressure Cut Off			
		High Water Temperature Cut Off			
		Overcrank Cut Off			
167-1595	1	Cable, Spark Plug, 24" Lg. (Resistor Type)			
167-1596	3	Cable, Spark Plug, 12" Lg. (Resistor Type)			
332-1924	1	Cable, Tie			
301-2288	1	Panel, Control - Upper			
307-0655	3	Relay, Emergency Latching			
320-0259	1	Relay, Cranking Limiter			
301-2125	1	Panel, Control - Lower			
322-0004	4	Lamp, Plant, Low Oil Pressure High Water Temperature, Overspeed			
322-0069	4	Holder, Lamp			
332-0795	1	Block, Terminal - 16 Place			
332-0862	1	Strip, Marker (For 16 Place Block)			



SPECIAL PARTS LIST FOR MODEL 15.0RJC-3CR SPEC 12361AA  
 FOR STANDARD PARTS REFER TO CATALOG 974-0220 KEY NO. 4  
 (PARTS CATALOG ALSO CONTAINS COMPONENTS FOR MAJOR OPTIONAL FEATURES LISTED BELOW)  
 WIRING DIAGRAM NO. (ENG) 612-2717-01 (AC) 612-4814-01

PART NO.	QTY.	DESCRIPTION	PART NO.	QTY.	DESCRIPTION
City Water Cooled Water Cooled Manifold Natural Gas Carburetor High Compression Pistons					
517-0059	1	Plug, Expansion (1-7/16" OD)			
503-0478	1	Hose, Water Inlet, 9" Lg.			
505-0376	1	Elbow, 45° (3/8")			
301-2019	1	Panel, Control - Upper			



SPECIAL PARTS LIST FOR MODEL 15.0RJC-18R SPEC 12361AA  
FOR STANDARD PARTS REFER TO CATALOG 974-0220 KEY NO. 4  
(PARTS CATALOG ALSO CONTAINS COMPONENTS FOR MAJOR OPTIONAL FEATURES LISTED BELOW)

WIRING DIAGRAM NO. (ENG) 612-2717-01 (AC) 612-4814-02

PART NO.	QTY.	DESCRIPTION	PART NO.	QTY.	DESCRIPTION
		City Water Cooled			
		Water Cooled Manifold			
		Natural Gas Carburetor			
		High Compression Pistons			
517-0059	1	Plug, Expansion (1-7/16" OD)			
503-0478	1	Hose, Water Inlet - 9" Lg.			
520-0798	4	Stud, Generator Through			
520-0790	1	Stud, Rotor Through			
301-2019	1	Panel, Control - Upper			

SPECIAL PARTS LIST FOR MODEL 15.0RJC-18R SPEC 12361AB  
 FOR STANDARD PARTS REFER TO CATALOG 974-0220 KEY NO. 4  
 (PARTS CATALOG ALSO CONTAINS COMPONENTS FOR MAJOR OPTIONAL FEATURES LISTED BELOW)  
 WIRING DIAGRAM NO. (ENG) 612-5487-01 (AC) 612-5485-02

PART NO.	QTY.	DESCRIPTION	PART NO.	QTY.	DESCRIPTION
City Water Cooled Water Cooled Manifold Natural Gas Carburetor High Compression Pistons  517-0059     1     Plug, Expansion (1-7/16" OD) 503-0478     1     Hose, Water Inlet - 9" Lg. 520-0798     4     Stud, Generator Through 520-0790     1     Stud, Rotor Through 301-2019     1     Panel, Control - Upper					

SPECIAL PARTS LIST FOR **MODEL** 15.0RJC-3R **SPEC** 12368AA  
 FOR STANDARD PARTS REFER TO **CATALOG** 974-0220 **KEY NO.** 2  
 (PARTS CATALOG ALSO CONTAINS COMPONENTS FOR MAJOR OPTIONAL FEATURES LISTED BELOW)  
**WIRING DIAGRAM NO.** (ENG)612-2717-01(AC)612-4815-07

PART NO.	QTY.	DESCRIPTION	PART NO.	QTY.	DESCRIPTION
Housed Model Natural Gas Carburetor High Compression Pistons  301-2288     1     Panel, Control - Upper					

SPECIAL PARTS LIST FOR **MODEL** 12.5RJC-18R **SPEC** 12417AA  
 FOR STANDARD PARTS REFER TO **CATALOG** 974-0220 **KEY NO.** 1  
 (PARTS CATALOG ALSO CONTAINS COMPONENTS FOR MAJOR OPTIONAL FEATURES LISTED BELOW)  
**WIRING DIAGRAM NO.** (ENG) 612-4372-01 (AC) 612-4814-02

PART NO.	QTY.	DESCRIPTION	PART NO.	QTY.	DESCRIPTION
		I.P.G Vapor Carburetor (Vacuum Switch)			
154-1224	1	Manifold, Intake			
148-0367	1	Switch, Vacuum			
502-0053	1	Elbow, Street - Vacuum Switch			
322-0004	1	Lamp, Emergency			
322-0069	1	Holder, Lamp			
301-2019	1	Panel, Control - Upper			

SPECIAL PARTS LIST FOR MODEL 15.ORJC-18R SPEC 12417AA  
 FOR STANDARD PARTS REFER TO CATALOG 974-0220 KEY NO. 2  
 (PARTS CATALOG ALSO CONTAINS COMPONENTS FOR MAJOR OPTIONAL FEATURES LISTED BELOW)  
 WIRING DIAGRAM NO. (ENG) 612-4372-01 (AC) 612-4814-02

PART NO.	QTY.	DESCRIPTION	PART NO.	QTY.	DESCRIPTION
LPG Vapor Carburetor					
154-1224	1	Manifold, Intake			
148-0367	1	Switch, Vacuum - Regulator			
502-0053	1	Elbow, Street - Vacuum Switch			
520-0798	4	Stud, Generator Through			
520-0790	1	Stud, Rotor Through			
301-2019	1	Panel, Control - Upper			

SPECIAL PARTS LIST FOR **MODEL** 15.0RJC-4R **SPEC** 12426AA  
 FOR STANDARD PARTS REFER TO **CATALOG** 974-0220 **KEY NO.** 2  
 (PARTS CATALOG ALSO CONTAINS COMPONENTS FOR MAJOR OPTIONAL FEATURES LISTED BELOW)  
**WIRING DIAGRAM NO.** (ENG) 612-2717-01 (AC) 612-4816-07

PART NO.	QTY.	DESCRIPTION	PART NO.	QTY.	DESCRIPTION
		Housed Unit			
		Natural Gas Carburetor			
		High Compression Pistons			
		Water Jacket Heater			
		Oil Base Heater			
520-0798	4	Stud, Generator Through			
520-0790	1	Stud, Rotor Through			
301-2204	1	Panel, Control - Upper			

SPECIAL PARTS LIST FOR MODEL 15.0RJC-4XR SPEC 12426AA  
 FOR STANDARD PARTS REFER TO CATALOG 974-0220 KEY NO. 2  
 (PARTS CATALOG ALSO CONTAINS COMPONENTS FOR MAJOR OPTIONAL FEATURES LISTED BELOW)  
 WIRING DIAGRAM NO. (ENG)612-2717-01(AC)612-4817-05

PART NO.	QTY.	DESCRIPTION	PART NO.	QTY.	DESCRIPTION
		Housed Unit			
		Natural Gas Carburetor			
		High Compression Pistons			
		Water Jacket Heater			
		Oil Base Heater			
520-0798	4	Stud, Generator Through			
520-0790	1	Stud, Rotor Through			
301-2308	1	Panel, Control - Upper			



SPECIAL PARTS LIST FOR **MODEL** 15.0RJC-3R **SPEC** 12431AA  
 FOR STANDARD PARTS REFER TO **CATALOG** 974-0220 **KEY NO.** 4  
 (PARTS CATALOG ALSO CONTAINS COMPONENTS FOR MAJOR OPTIONAL FEATURES LISTED BELOW)  
**WIRING DIAGRAM NO.** (ENG)612-4134-01(AC)612-4815-01

PART NO.	QTY.	DESCRIPTION	PART NO.	QTY.	DESCRIPTION
		City Water Cooled			
		Water Cooled Manifold			
		Natural Gas Carburetor			
		High Compression Pistons			
517-0059	1	Plug, Expansion (1-7/16" OD)			
503-0478	1	Hose, Water Inlet - 9" Lg.			
505-0376	1	Elbow, 45° (3/8")			
301-2288	1	Panel, Control - Upper			
307-1077	1	Relay, Time Delay - 3 Second			
323-0052	1	Socket, 8 Contact - Octal Type			

SPECIAL PARTS LIST FOR MODEL 15.0RJC-4R SPEC 12431AA  
 FOR STANDARD PARTS REFER TO CATALOG 974-0220 KEY NO. 4  
 (PARTS CATALOG ALSO CONTAINS COMPONENTS FOR MAJOR OPTIONAL FEATURES LISTED BELOW)

WIRING DIAGRAM NO. (ENG) 612-4134-01 (AC) 612-4816-02

PART NO.	QTY.	DESCRIPTION	PART NO.	QTY.	DESCRIPTION
		City Water Cooled			
		Water Cooled Manifold			
		Natural Gas Carburetor			
		High Compression Pistons			
517-0059	1	Plug, Expansion - Exhaust Manifold (1-7/16" OD)			
503-0478	1	Hose, Water Inlet - 9" Lg.			
505-0376	1	Elbow, 45° (3/8")			
520-0798	4	Stud, Generator Through			
520-0790	1	Stud, Rotor Through			
301-2204	1	Panel, Control - Upper			
307-1077	1	Relay, Time Delay - 3 Second			
323-0052	1	Socket, 8 Contact - Octal Type			



SPECIAL PARTS LIST FOR MODEL 15.0RJC-4XR SPEC 12431AA  
 FOR STANDARD PARTS REFER TO CATALOG 974-0220 KEY NO. 4  
 (PARTS CATALOG ALSO CONTAINS COMPONENTS FOR MAJOR OPTIONAL FEATURES LISTED BELOW)  
 WIRING DIAGRAM NO. (ENG) 612-4134-01(AC) 612-4817-02

PART NO.	QTY.	DESCRIPTION	PART NO.	QTY.	DESCRIPTION
City Water Cooled					
Water Cooled Manifold					
Natural Gas Carburetor					
High Compression Pistons					
517-0059	1	Plug, Expansion (1-7/16" OD)			
503-0478	1	Hose, Water Inlet - 9" Lg.			
520-0798	4	Stud, Generator Through			
520-0790	1	Stud, Rotor Through			
301-2308	1	Panel, Control - Upper			
307-1077	1	Relay, Time Delay - 3 Second			
323-0052	1	Socket, 8 Contact - Octal Type			

SPECIAL PARTS LIST FOR MODEL 15.0RJC-3R SPEC 12457AA  
 FOR STANDARD PARTS REFER TO CATALOG 974-0220 KEY NO. 2  
 (PARTS CATALOG ALSO CONTAINS COMPONENTS FOR MAJOR OPTIONAL FEATURES LISTED BELOW)

WIRING DIAGRAM NO. (ENG) 612-4134-01 (AC) 612-4815-07

PART NO.	DESCRIPTION	PART NO.	QTY.	DESCRIPTION
	Housed Model			
	Natural Gas Carburetor			
	High Compression Pistons			
	Muffler Mounted On Housing			
	Water Jacket Heater			
	Oil Base Heater			
301-2288	1 Panel, Control - Upper			
307-1077	1 Relay, Time Delay - 3 Second			
323-0052	1 Socket, 8 Contact - Octal Type			
155-0360	1 Muffler, Critical Type			
155-0927	1 Tube, Exhaust			
140-0078	2 Bands, Muffler - Mounted On Housing			
405-1889	1 Shield, Rain			
505-0043	2 Elbow, 90° (1½")			

SPECIAL PARTS LIST FOR **MODEL** 15.0RJC-3R **SPEC** 12504T  
 FOR STANDARD PARTS REFER TO **CATALOG** 974-0220 **KEY NO.** 2  
 (PARTS CATALOG ALSO CONTAINS COMPONENTS FOR MAJOR OPTIONAL FEATURES LISTED BELOW)  
**WIRING DIAGRAM NO.** (ENG) 612-2717-01 (AC) 612-2726-04

PART NO.	QTY.	DESCRIPTION	PART NO.	QTY.	DESCRIPTION
Natural Gas Carburetor Water Jacket Heater High Compression Pistons Oil Base Heater					
502-0043	1	Elbow, Male - Inverted			
120-0551	1	Cup Assembly - Oil Pump Intake			
167-0504	4	Plug, Spark			
515-0103	1	Key, Fan			
518-0015	1	Ring, Retaining			
517-0093	2	Button, Dot ( $\frac{1}{2}$ " )			
301-2288	1	Panel, Control - Upper			
337-0044	1	Strap, Ground			
301-0648	1	Plate, Ground			

SPECIAL PARTS LIST FOR MODEL 15.0RJC-3R SPEC 12530AA  
 FOR STANDARD PARTS REFER TO CATALOG 974-0220 KEY NO. 4  
 (PARTS CATALOG ALSO CONTAINS COMPONENTS FOR MAJOR OPTIONAL FEATURES LISTED BELOW)  
 WIRING DIAGRAM NO. (ENG) 612-2717-01 (AC) 612-4815-02

PART NO.	QTY.	DESCRIPTION	PART NO.	QTY.	DESCRIPTION
City Water Cooled Water Cooled Manifold Natural Gas Carburetor High Compression Pistons					
517-0059	1	Plug, Expansion (1-7/16" OD)			
503-0478	1	Hose, Water Inlet - 9" Lg.			
505-0376	1	Elbow, 45° (3/8")			
301-2288	1	Panel, Control - Upper			

SPECIAL PARTS LIST FOR MODEL 15.0RJC-4R SPEC 12530AA  
 FOR STANDARD PARTS REFER TO CATALOG 974-0220 KEY NO. 4  
 (PARTS CATALOG ALSO CONTAINS COMPONENTS FOR MAJOR OPTIONAL FEATURES LISTED BELOW)  
 WIRING DIAGRAM NO. (ENG)612-2717-01(AC)612-4816-02

PART NO.	QTY.	DESCRIPTION	PART NO.	QTY.	DESCRIPTION
City Water Cooled					
Water Cooled Manifold					
Natural Gas Carburetor					
High Compression Pistons					
517-0059	1	Plug, Expansion - Exhaust Manifold (1-7/16" OD)			
503-0478	1	Hose, Water Inlet - 9" Lg.			
505-0376	1	Elbow, 45° (3/8")			
520-0798	4	Stud, Generator Through			
520-0790	1	Stud, Rotor Through			
301-2204	1	Panel, Control - Upper			

SPECIAL PARTS LIST FOR **MODEL** 15.0RJC-4XR **SPEC** 12530AA  
FOR STANDARD PARTS REFER TO **CATALOG** 974-0220 **KEY NO.** 4  
(PARTS CATALOG ALSO CONTAINS COMPONENTS FOR MAJOR OPTIONAL FEATURES LISTED BELOW)

**WIRING DIAGRAM NO.** (ENG) 612-2717-01 (AC) 612-4817-02

PART NO.	QTY.	DESCRIPTION	PART NO.	QTY.	DESCRIPTION
		City Water Cooled			
		Water Cooled Manifold			
		Natural Gas Carburetor			
		High Compression Pistons			
517-0059	1	Plug, Expansion (1-7/16" OD)			
503-0478	1	Hose, Water Inlet - 9" Lg.			
520-0798	4	Stud, Generator Through			
520-0790	1	Stud, Rotor Through			
301-2019	1	Panel, Control - Upper			



SPECIAL PARTS LIST FOR MODEL 15.0RJC-3R SPEC 12579AA  
 FOR STANDARD PARTS REFER TO CATALOG 974-0220 KEY NO. 2  
 (PARTS CATALOG ALSO CONTAINS COMPONENTS FOR MAJOR OPTIONAL FEATURES LISTED BELOW)

WIRING DIAGRAM NO. (ENG)612-2717-01(AC)612-4815-12

PART NO.	QTY.	DESCRIPTION	PART NO.	QTY.	DESCRIPTION
Natural Gas Carburetor					
High Compression Pistons					
301-2288	1	Panel, Control - Upper			
303-0201	1	Rheostat Assembly -			
		Adjustable Voltage,			
		2500 Ohm - 25 Watt			

**WIRING DIAGRAM NO.** (ENG) 612-2717-01 (AC) 612-4817-08

PART NO.	QTY.	DESCRIPTION	PART NO.	QTY.	DESCRIPTION
		Natural Gas Carburetor			
		High Compression Pistons			
520-0798	4	Stud, Generator Through			
520-0790	1	Stud, Rotor Through			
301-2308	1	Panel, Control - Upper			
303-0201	1	Rheostat Assembly - Adjustable			

SPECIAL PARTS LIST FOR **MODEL** 15.0RJC-3CR **SPEC** 12582AA  
 FOR STANDARD PARTS REFER TO **CATALOG** 974-0220 **KEY NO.** 4  
 (PARTS CATALOG ALSO CONTAINS COMPONENTS FOR MAJOR OPTIONAL FEATURES LISTED BELOW)  
**WIRING DIAGRAM NO.** (ENG) 612-2717-01 (AC) 612-4814-01

PART NO.	QTY.	DESCRIPTION	PART NO.	QTY.	DESCRIPTION
City Water Cooled					
Water Cooled Manifold					
LPG Vapor Carburetor					
517-0059	1	Plug, Expansion (1 7/16" OD)			
503-0478	1	Hose, Water Inlet, 9" Lg.			
505-0376	1	Elbow, 45° (3/8")			
520-0798	4	Stud, Generator Through			
520-0790	1	Stud, Rotor Through			
301-2019	1	Panel, Control - Upper			

SPECIAL PARTS LIST FOR MODEL 15.0RJC-3CR131 SPEC 12582AA  
 FOR STANDARD PARTS REFER TO CATALOG 974-0220 KEY NO. 4  
 (PARTS CATALOG ALSO CONTAINS COMPONENTS FOR MAJOR OPTIONAL FEATURES LISTED BELOW)

WIRING DIAGRAM NO. (ENG) 612-4872-01 (AC) 612-5225-01

PART NO.	QTY.	DESCRIPTION	PART NO.	QTY.	DESCRIPTION
Note: Pennsylvania Approved LPG Vapor Carburetor City Water Cooled Water Cooled Manifold					
517-0059	1	Plug, Expansion (1-7/16" OD)			
503-0478	1	Hose, Water Inlet - 9" Lg.			
505-0376	1	Elbow, 45° (3/8")			
301-1788	1	Panel, Control - Upper			
308-0005	1	Switch, Selector - Toggle			
332-0795	1	Block, Terminal - 16 Place			
332-0862	1	Strip, Marker (For 16 Place Block)			
301-2895	1	Panel, Control - Lower			
149-0558	1	Strainer, Regulator			
307-0829	1	Kit, Coil Replacement			
416-0325	1	Hydrometer, 3 Color Scale - Battery Tester			
307-0833	1	Valve, Solenoid - Electric			
504-0019	1	Valve, Lock Shield - Manual			

SPECIAL PARTS LIST FOR **MODEL** 12.5RJC-18R **SPEC** 12582AA  
 FOR STANDARD PARTS REFER TO **CATALOG** 974-0220 **KEY NO.** 3  
 (PARTS CATALOG ALSO CONTAINS COMPONENTS FOR MAJOR OPTIONAL FEATURES LISTED BELOW)

**WIRING DIAGRAM NO.** (ENG) 612-2717-01 (AC) 612-4814-02

PART NO.	QTY.	DESCRIPTION	PART NO.	QTY.	DESCRIPTION
LPG Vapor Carburetor					
City Water Cooled					
Water Cooled Manifold					
517-0059	1	Plug, Expansion (1-7/16" OD)			
503-0478	1	Hose, Water Inlet, 9" Lg.			
505-0376	1	Elbow (3/8" X 45°)			
301-2019	1	Panel, Control - Upper			

SPECIAL PARTS LIST FOR MODEL 15.0RJC-18R SPEC 12582AA  
 FOR STANDARD PARTS REFER TO CATALOG 974-0220 KEY NO. 4  
 (PARTS CATALOG ALSO CONTAINS COMPONENTS FOR MAJOR OPTIONAL FEATURES LISTED BELOW)

WIRING DIAGRAM NO. (ENG) 612-2717-01 (AC) 612-4814-02

PART NO.	QTY.	DESCRIPTION	PART NO.	QTY.	DESCRIPTION
		City Water Cooled			
		Water Cooled Manifold			
		LPG Vapor Carburetor			
517-0059	1	Plug, Expansion - Exhaust Manifold			
503-0478	1	Hose, Water Inlet - 9" Lg.			
520-0798	4	Stud, Generator Through			
520-0790	1	Stud, Rotor Through			
301-2019	1	Panel, Control - Upper			

SPECIAL PARTS LIST FOR MODEL 15.0RJC-4R SPEC 12644AA  
 FOR STANDARD PARTS REFER TO CATALOG 974-0220 KEY NO. 4  
 (PARTS CATALOG ALSO CONTAINS COMPONENTS FOR MAJOR OPTIONAL FEATURES LISTED BELOW)  
 WIRING DIAGRAM NO. (ENG) 612-2717-01 (AC) 612-4816-02

PART NO.	QTY.	DESCRIPTION	PART NO.	QTY.	DESCRIPTION
		City Water Cooled			
		Water Cooled Manifold			
		Heat Exchanger			
		Natural Gas Carburetor			
		High Compression Pistons			
502-0257	1	Tee, Brass - Exhaust Manifold (3/8" Pipe)			
517-0059	1	Plug, Expansion - Exhaust Manifold (1-7/16" OD)			
503-0478	1	Hose, Water Inlet - 9" Lg.			
520-0798	4	Stud, Generator Through			
520-0790	1	Stud, Rotor Through			
301-2204	1	Panel, Control - Upper			

SPECIAL PARTS LIST FOR MODEL 15.0RJC-4R SPEC 12644AB  
 FOR STANDARD PARTS REFER TO CATALOG 974-0220 KEY NO. 4  
 (PARTS CATALOG ALSO CONTAINS COMPONENTS FOR MAJOR OPTIONAL FEATURES LISTED BELOW)  
 WIRING DIAGRAM NO. (ENG)612-5487-01(AC)612-5500-02

PART NO.	QTY.	DESCRIPTION	PART NO.	QTY.	DESCRIPTION
		City Water Cooled			
		Water Cooled Manifold			
		Heat Exchanger			
		Natural Gas Carburetor			
		High Compression Pistons			
502-0257	1	Tee, Brass - Exhaust Manifold (3/8" Pipe)			
517-0059	1	Plug, Expansion - Exhaust Manifold (1-7/16" OD)			
503-0478	1	Hose, Water Inlet - 9" Lg.			
520-0798	4	Stud, Generator Through			
520-0790	1	Stud, Rotor Through			
301-2204	1	Panel, Control - Upper			



SPECIAL PARTS LIST FOR MODEL 15.0RJC-4XR SPEC 12644AA  
 FOR STANDARD PARTS REFER TO CATALOG 974-0220 KEY NO. 4  
 (PARTS CATALOG ALSO CONTAINS COMPONENTS FOR MAJOR OPTIONAL FEATURES LISTED BELOW)  
 WIRING DIAGRAM NO. (ENG) 612-2717-01 (AC) 612-4817-02

PART NO.	QTY.	DESCRIPTION	PART NO.	QTY.	DESCRIPTION
		City Water Cooled			
		Water Cooled Manifold			
		Natural Gas Carburetor			
		Heat Exchanger			
		High Compression Pistons			
502-0257	1	Tee, Brass - Exhaust Manifold (3/8" Pipe)			
517-0059	1	Plug, Expansion (1-7/16" OD)			
503-0478	1	Hose, Water Inlet - 9" Lg.			
520-0798	4	Stud, Generator Through			
520-0790	1	Stud, Rotor Through			
301-2308	1	Panel, Control - Upper			

SPECIAL PARTS LIST FOR MODEL 15.0RJC-9XR SPEC 12644AB  
 FOR STANDARD PARTS REFER TO CATALOG 974-0220 KEY NO. 4  
 (PARTS CATALOG ALSO CONTAINS COMPONENTS FOR MAJOR OPTIONAL FEATURES LISTED BELOW)  
 WIRING DIAGRAM NO. (ENG) 612-5487-01(AC) 612-5511-02

PART NO.	QTY.	DESCRIPTION	PART NO.	QTY.	DESCRIPTION
		City Water Cooled			
		Water Cooled Manifold			
		Heat Exchanger			
		Natural Gas Carburetor			
		High Compression Pistons			
502-0257	1	Tee, Brass - Exhaust Manifold (3/8" Pipe)			
517-0059	1	Plug, Expansion (1-7/16" OD)			
503-0478	1	Hose, Water Inlet - 9" Lg.			
301-3736	1	Panel, Control - Upper			
320-0551	1	Breaker, Circuit - 25 Amp, 17.5 Kw			

SPECIAL PARTS LIST FOR **MODEL** 15.0RJC-18R **SPEC** 12682AA  
**FOR STANDARD PARTS REFER TO CATALOG** 974-0220 **KEY NO.** 2  
(PARTS CATALOG ALSO CONTAINS COMPONENTS FOR MAJOR OPTIONAL FEATURES LISTED BELOW)

**WIRING DIAGRAM NO.** (ENG) 612-4707-01(AC) 612-4814-02

PART NO.	QTY.	DESCRIPTION	PART NO.	QTY.	DESCRIPTION
Natural Gas Carburetor					
High Compression Pistons					
154-1224	1	Manifold, Intake			
148-0367	1	Switch, Vacuum			
502-0053	1	Elbow, Street - Vacuum			
		Switch (45°)			
520-0798	4	Stud, Generator Through			
520-0790	1	Stud, Rotor Through			
301-2019	1	Panel, Control - Upper			
301-2124	1	Panel, Control - Lower			
323-0052	1	Socket, 8 Contact - Octal			
		Type			
332-0943	2	Spacer, Relay Socket (3/8" OD)			
307-1077	1	Relay, Time Delay Starting -			
		Time Delay 3 Seconds On			
		Energization			

SPECIAL PARTS LIST FOR MODEL 15.0RJC-4XR SPEC 12686AA  
FOR STANDARD PARTS REFER TO CAT LOG 974-0220 KEY NO. 2  
(PARTS CATALOG ALSO CONTAINS COMPONENTS FOR MAJOR OPTIONAL FEATURES LISTED BELOW)

WIRING DIAGRAM NO. (ENG) 612-4134-01 (AC) 612-4817-02

PART NO.	QTY.	DESCRIPTION	PART NO.	QTY.	DESCRIPTION
Natural Gas Carburetor					
High Compression Pistons					
520-0798	4	Stud, Generator Through			
520-0790	1	Stud, Rotor Through			
301-2308	1	Panel, Control - Upper			
307-1077	1	Relay, Time Delay - 3 Second			
323-0052	1	Socket, 8 Contact - Octal Type			

SPECIAL PARTS LIST FOR MODEL 12.5RJC-3R SPEC 12699AA  
 FOR STANDARD PARTS REFER TO CATALOG 974-0220 KEY NO. 1  
 (PARTS CATALOG ALSO CONTAINS COMPONENTS FOR MAJOR OPTIONAL FEATURES LISTED BELOW)

WIRING DIAGRAM NO. (ENG)612-4775-01(AC)612-4815-01

PART NO.	QTY.	DESCRIPTION	PART NO.	QTY.	DESCRIPTION
Natural Gas Carburetor Overspeed Cut Off Low Oil Pressure Cut Off - Dual Senders High Water Temperature Cut Off - Dual Senders Overcrank Cut Off					
301-2288	1	Panel, Control - Upper			
502-0058	1	Tee, Restricted - Front Cylinder Head			
307-0848	1	Relay, Oil Pressure, To 15 Seconds			
307-0655	3	Relay, Low Oil Pressure, High Water Temperature, Overspeed			
332-0943	4	Spacer, Relay Sockets (3/8" OD X 3/16" ID)			
307-0819	2	Relay, Low Oil Pressure And High Water Temperature Alarm			
323-0052	2	Socket, 8 Contact - Octal Type			
301-3252	1	Bracket, Relay Mounting			
320-0259	1	Relay, Cranking Limiter			
301-2125	1	Panel, Control - Lower			
322-0004	4	Lamp, Plant, Low Oil Pressure, High Water Temperature, Overspeed			
322-0069	4	Holder, Lamp			
307-0778	2	Spring, Hold Down			
332-1005	1	Block, Terminal - 20 Place			
332-1006	1	Strip, Marker (For 20 Place Block)			
332-0612	1	Strip, Marker (Use With 3 Place Block)			
307-1143	1	Relay, Generating			
323-0760	1	Socket, Relay			
307-1157	1	Spring, Relay Hold Down			

**WIRING DIAGRAM NO. (ENG) 612-4372-01 (AC) 612-4815-02**

PART NO.	QTY.	DESCRIPTION	PART NO.	QTY.	DESCRIPTION
Natural Gas Carburetor					
High Compression Pistons					
154-1224	1	Manifold, Intake			
148-0367	1	Switch, Vacuum - Gas Solenoid			
502-0053	1	Elbow, Street - Vacuum Switch			
301-2288	1	Panel, Control - Upper			

SPECIAL PARTS LIST FOR **MODEL** 15.0RJC-3CR31 **SPEC** 12781AA  
**FOR STANDARD PARTS REFER TO CATALOG** 974-0220 **KEY NO.** 4  
**(PARTS CATALOG ALSO CONTAINS COMPONENTS FOR MAJOR OPTIONAL FEATURES LISTED BELOW)**

**WIRING DIAGRAM NO.** (ENG) 612-4912-01(AC) 612-5225-01

PART NO.	QTY.	DESCRIPTION	PART NO.	QTY.	DESCRIPTION
Note: Pennsylvania Approved Natural Gas Carburetor High Compression Pistons City Water Cooled Water Cooled Manifold Overspeed Cut Off Low Oil Pressure Cut Off - Dual Senders High Water Temperature Cut Off - Dual Senders Overcrank Cut Off			307-1143	1	Relay, Generating
			323-0760	1	Socket, Relay
			332-0612	1	Strip, Marker (Use With 3 Place Terminal Block)
			149-0558	1	Strainer, Regulator
			307-0829	1	Kit, Coil Replacement
			416-0325	1	Hydrometer, 3 Color Scale Battery Tester
			504-0019	1	Valve, Lock Shield - Manu
			307-0833	1	Valve, Solenoid - Electri
309-0179	1	Thermostat - Open 190° F, Close 215° F - Adapter Assembly			
517-0059	1	Plug, Expansion (1-7/16" OD)			
503-0478	1	Hose, Water Inlet - 9" Lg.			
502-0258	3	Nipple, Half (3/8")			
502-0257	1	Tee, Brass - Exhaust Manifold (3/8" Pipe)			
502-0263	1	Elbow, Brass - 90°, 3/8"			
502-0085	2	Nipple (3/8")			
301-1788	1	Panel, Control - Upper			
301-2125	1	Panel, Control - Lower			
322-0004	4	Lamp, Plant, Low Oil Pressure, High Water Temperature, Overspeed			
322-0069	4	Holder, Lamp			
307-0655	3	Relay, Low Oil Pressure, High Water Temperature, Overspeed			
332-0943	4	Spacer, Relay Socket			
307-0778	3	Spring, Hold Down			
323-0052	3	Socket, 8 Contact - Octal Type			
307-0848	1	Relay, Oil Pressure - To 15 Seconds			
307-0819	3	Relay, Low Engine Temperature Low Oil Pressure, High Water Temperature - Pre Alarm			
308-0005	1	Switch, Selector			
301-3252	1	Bracket, Relay Mounting			
332-1005	1	Block, Terminal - 20 Place			
332-1006	1	Strip, Marker (For 20 Place Block)			

**(PARTS CATALOG ALSO CONTAINS COMPONENTS FOR MAJOR OPTIONAL FEATURES LISTED BELOW)**

**WIRING DIAGRAM NO.** (ENG)612-4912-01(AC)612-5226-01

PART NO.	QTY.	DESCRIPTION	PART NO.	QTY.	DESCRIPTION
Note: Pennsylvania Approved					
Natural Gas Carburetor			323-0052	3	Socket, 8 Contact - Octal Type
High Compression Pistons			332-0943	4	Spacers
City Water Cooled			307-0778	3	Spring, Hold Down
Water Cooled Manifold			332-1005	1	Block, Terminal - 20 Place
Overspeed Cut Off			332-1006	1	Strip, Marker (For 20 Place Block)
Low Oil Pressure Cut Off - Dual Senders			332-0612	1	Strip, Marker (Use With 3 Place Terminal Block)
High Water Temperature Cut Off - Dual Senders			301-3252	1	Bracket, Relay Mounting
Overcrank Cut Off			307-1143	1	Relay, Generating
309-0179	1	Thermostat	323-0760	1	Socket, Relay
502-0257	1	Tee, Brass - Exhaust Manifold (3/8" Pipe)	308-0005	1	Switch, Selector
517-0059	1	Plug, Expansion (1-7/16" OD)	307-0819	1	Relay, Low Engine Temperature
502-0058	1	Tee, Restricted Front - Cylinder Head	149-0558	1	Strainer
503-0478	1	Hose, Water Inlet, (9" Lg.)	307-0829	1	Kit, Coil Replacement
502-0258	3	Nipple, Half (3/8")	416-0325	1	Hydrometer, 3 Color Scale Battery Tester
502-0263	1	Elbow, 90° - Brass (3/8")			
502-0085	2	Nipple (3/8")	307-0833	1	Valve, Solenoid - Electrical
			504-0019	1	Valve, Lock Shield - Manual
301-1788	1	Panel, Control - Upper			
301-2125	1	Panel, Control - Lower			
322-0004	4	Lamp, Low Oil Pressure, High Water Temperature, Overspeed, Plant			
322-0069	4	Holder, Lamp			
320-0259	1	Relay, Cranking Limiter			
307-0655	3	Relay, Low Oil Pressure, High Water Temperature, Overspeed			
307-0848	1	Relay, Oil Pressure - To 15 Seconds			
307-0819	2	Relay, Low Oil Pressure & High Water Temperature			



SPECIAL PARTS LIST FOR MODEL 15.0RJC-18R31 SPEC 12781AB  
 FOR STANDARD PARTS REFER TO CATALOG 974-0220 KEY NO. 4  
 (PARTS CATALOG ALSO CONTAINS COMPONENTS FOR MAJOR OPTIONAL FEATURES LISTED BELOW)  
 WIRING DIAGRAM NO. (ENG)612-5497-02(AC)612-5498-01

PART NO.	QTY.	DESCRIPTION	PART NO.	QTY.	DESCRIPTION
Note: Pennsylvania Approved			307-0778	3	Spring, Hold-Down
Natural Gas Carburetor			332-1005	1	Block, Terminal (20 Place
City Water Cooled			332-1006	1	Strip, Marker - For 20 Pl
Water Cooled Manifold					Block
Overspeed Cut Off			307-0914	1	Relay, Starter Pilot
Low Oil Pressure Cut Off - Dual Senders			301-3241	1	Bracket, Relay Mounting
High Water Temperature Cut Off - Dual Senders			301-2393	1	Bracket, Relay Mounting
Overcrank Cut Off			149-0558	1	Strainer, Regulator
517-0059	1	Plug, Expansion (1-7/16" OD)	307-0829	1	Kit, Coil Replacement
503-0478	1	Hose, Water Inlet - 9" Lg.	416-0325	1	Hydrometer, 3 Color Scale
505-0075	1	Nipple, Pipe - Adapter			Battery Tester
		Assembly (3/8" X 2 1/2")			
309-0179	1	Thermostat - Adapter Assembly			
		Open 190°, Close 215°			
502-0258	3	Nipple, Half (3/8") - Exhaust			
		Manifold			
502-0257	1	Tee - Exhaust Manifold			
502-0263	1	Elbow - Brass (3/8") -			
		Exhaust Manifold			
502-0085	2	Nipple (3/8") - Exhaust			
		Manifold			
520-0798	4	Stud, Generator Through			
520-0790	1	Stud, Rotor Through			
301-1788	1	Panel, Control - Upper			
301-2125	1	Panel, Control - Lower			
307-0655	3	Relay, Low Oil Pressure,			
		High Water Temperature, &			
		Overspeed Shutdown			
322-0004	4	Lamp, Panel, Plant, Low Oil			
		Pressure, High Water			
		Temperature, & Overspeed			
322-0069	4	Holder, Lamp			
307-0819	3	Relay, Low Oil Pressure,			
		High Water Temperature, &			
		Low Engine Temperature			
307-0848	1	Relay, Oil Pressure - To 15			
		Seconds			
323-0052	3	Socket, 8 Contact - Octal			
		Type			
308-0005	1	Switch, Selector			
307-1157	1	Spring, Relay Hold-Down			
307-1143	1	Relay, Generating			
323-0760	1	Socket, Relay			
332-0943	2	Spacer, Relay Socket			

SPECIAL PARTS LIST FOR MODEL 15.0RJC-4XR SPEC 12908AA  
FOR STANDARD PARTS REFER TO CATALOG 974-0220 KEY NO. 2  
(PARTS CATALOG ALSO CONTAINS COMPONENTS FOR MAJOR OPTIONAL FEATURES LISTED BELOW)

WIRING DIAGRAM NO. (ENG) 612-2717-01(AC) 612-4817-08

PART NO.	QTY.	DESCRIPTION	PART NO.	QTY.	DESCRIPTION
LPG Vapor Carburetor					
520-0798	4	Stud, Generator Through			
520-0790	1	Stud, Rotor Through			
301-2308	1	Panel, Control - Upper			
303-0201	1	Rheostat Assembly - Adjustable			

SPECIAL PARTS LIST FOR MODEL 15.0RJC-3R SPEC 12932AA  
 FOR STANDARD PARTS REFER TO CATALOG 974-0220 KEY NO. 2  
 (PARTS CATALOG ALSO CONTAINS COMPONENTS FOR MAJOR OPTIONAL FEATURES LISTED BELOW)  
 WIRING DIAGRAM NO. (ENG) 612-2717-01 (AC) 612-4815-12

PART NO.	QTY.	DESCRIPTION	PART NO.	QTY.	DESCRIPTION
Water Jacket Heater					
Oil Base Heater					
167-1595	1	Lead Assembly (Resistor Type) 24" Lg.			
167-1596	3	Lead Assembly (Resistor Type) 12" Lg.			
332-1924	1	Cable, Tie			
301-2288	1	Panel, Control - Upper			
303-0201	1	Rheostat Assembly - Adjustable			

SPECIAL PARTS LIST FOR MODEL 12.5RJC-4R SPEC 13049S  
 FOR STANDARD PARTS REFER TO CATALOG 974-0220 KEY NO. 1  
 (PARTS CATALOG ALSO CONTAINS COMPONENTS FOR MAJOR OPTIONAL FEATURES LISTED BELOW)

WIRING DIAGRAM NO. (ENG) 612-4375-01 (AC) 612-2720-02

PART NO.	QTY.	DESCRIPTION	PART NO.	QTY.	DESCRIPTION
Gas - Gasoline Carburetor					
Overspeed Cut Off			332-0795	1	Block, Terminal - 16 Plac
Low Oil Pressure Cut Off - Dual Senders			332-0862	1	Strip, Marker (For 16
High Water Temperature Cut Off - Dual Senders					Place Block)
Overcrank Cut Off					
502-0043	1	Elbow, Male - Inverted			
504-0007	1	Cock, Shut Off - Fuel Pump			
502-0020	1	Elbow, Street Pipe - Fuel Pump			
332-0941	1	Tie, Cable - Solenoid Coil Assembly			
120-0551	1	Cup Assembly - Oil Pump Intake			
502-0058	1	Tee, Restricted - Front Cylinder Head			
167-0504	4	Plug, Spark			
515-0103	1	Key, Fan			
518-0015	1	Ring, Retaining			
517-0093	2	Plug, Dot Button $\frac{1}{2}$ "			
211-0152	1	Bell, End - Alternator To Exciter			
220-0818	1	Stator Assembly, Wound			
301-2138	1	Panel, Control - Upper			
337-0044	1	Strap, Ground			
301-0648	1	Plate, Ground			
508-0063	2	Grommet (3-3/8" OD)			
307-0778	2	Spring, Hold Down			
307-0848	1	Relay, Oil Pressure - To 15 Seconds			
320-0259	1	Relay, Cranking Limiter			
301-2125	1	Panel, Control - Lower			
322-0004	4	Lamp, Plant, Low Oil Pressure, High Water Temperature, Overspeed			
322-0069	4	Holder, Lamp			
307-0655	3	Relay, Lop, Hwt, Overspeed Shutdown			
307-0819	2	Relay, Lop, Hwt Pre-Alarm			
323-0052	2	Socket, 8 Contact - Octal Type			
332-0943	4	Spacer, Relay Socket (3/8" OD X 3/16" ID)			

SPECIAL PARTS LIST FOR **MODEL** 15.0RJC-18R **SPEC** 13163AA  
 FOR STANDARD PARTS REFER TO **CATALOG** 974-0220 **KEY NO.** 2  
 (PARTS CATALOG ALSO CONTAINS COMPONENTS FOR MAJOR OPTIONAL FEATURES LISTED BELOW)  
**WIRING DIAGRAM NO.** (ENG)612-2717-01(AC)612-4814-02

PART NO.	QTY.	DESCRIPTION	PART NO.	QTY.	DESCRIPTION
Natural Gas Carburetor High Compression Pistons Water Jacket Heater Oil Base Heater  520-0798      4      Stud, Generator Through 520-0790      1      Stud, Rotor Through 301-2019      1      Panel, Control - Upper					

SPECIAL PARTS LIST FOR MODEL 15.0RJC-18R SPEC 13163AB  
 FOR STANDARD PARTS REFER TO CATALOG 974-0220 KEY NO. 2  
 (PARTS CATALOG ALSO CONTAINS COMPONENTS FOR MAJOR OPTIONAL FEATURES LISTED BELOW)  
 WIRING DIAGRAM NO. (ENG) 612-5487-01 (AC) 612-5485-02

PART NO.	QTY.	DESCRIPTION	PART NO.	QTY.	DESCRIPTION
Natural Gas Carburetor High Compression Pistons Water Jacket Heater Oil Base Heater					
520-0798	4	Stud, Generator Through			
520-0790	1	Stud, Rotor Through			
301-2019	1	Panel, Control - Upper			

SPECIAL PARTS LIST FOR MODEL 12.5RJC-18R SPEC 13172AA  
 FOR STANDARD PARTS REFER TO CATALOG 974-0220 KEY NO. 3  
 (PARTS CATALOG ALSO CONTAINS COMPONENTS FOR MAJOR OPTIONAL FEATURES LISTED BELOW)  
 WIRING DIAGRAM NO. (ENG) 612-4433-01 (AC) 612-4814-02

PART NO.	QTY.	DESCRIPTION	PART NO.	QTY.	DESCRIPTION
		City Water Cooled			
		Water Cooled Manifold			
		Heat Exchanger			
		Natural Gas Carburetor			
		High Compression Pistons			
		Overspeed Cut Off			
		Low Oil Pressure Cut Off			
		High Water Temperature Cut Off			
		Overcrank Cut Off			
517-0059	1	Plug, Expansion (1-7/16" OD)			
130-0813	1	Line, Water			
154-1224	1	Manifold, Intake			
502-0257	1	Tee, Brass - Exhaust Manifold (3/8" Pipe)			
503-0478	1	Hose - Water Inlet, 9" Lg.			
148-0367	1	Switch, Vacuum			
502-0053	1	Elbow, Street - Vacuum Switch			
301-2125	1	Panel, Control - Lower			
322-0004	4	Lamp, Low Oil Pressure, High Water Temperature, Overspeed, Plant			
322-0069	4	Holder, Lamp			
320-0259	1	Relay, Cranking Limiter			
307-0655	3	Relay, Low Oil Pressure, High Water Temperature, Overspeed			
332-0795	1	Block, Terminal - 16 Place			
332-0862	1	Strip, Marker - For 16 Place Block			
301-2019	1	Panel, Control - Upper			

SPECIAL PARTS LIST FOR **MODEL** 15.0RJC-4XR **SPEC** 13198AB  
 FOR STANDARD PARTS REFER TO **CATALOG** 974-0220 **KEY NO.** 2  
 (PARTS CATALOG ALSO CONTAINS COMPONENTS FOR MAJOR OPTIONAL FEATURES LISTED BELOW)

**WIRING DIAGRAM NO.** (ENG) 612-5487-01(AC) 612-5501-05

PART NO.	QTY.	DESCRIPTION	PART NO.	QTY.	DESCRIPTION
Housed Unit					
Overspeed Cut Off					
520-0798	4	Stud, Generator Through			
520-0790	1	Stud, Rotor Through			
301-2308	1	Panel, Control - Upper			



SPECIAL PARTS LIST FOR **MODEL** 15.0RJC-3CR31 **SPEC** 13216AA  
**FOR STANDARD PARTS REFER TO CATALOG** 974-0220 **KEY NO.** 2  
**(PARTS CATALOG ALSO CONTAINS COMPONENTS FOR MAJOR OPTIONAL FEATURES LISTED BELOW)**

**WIRING DIAGRAM NO.** (ENG) 612-4874-01 (AC) 612-5225-01

PART NO.	QTY.	DESCRIPTION	PART NO.	QTY.	DESCRIPTION
<p>Note: Pennsylvania Approved  Natural Gas Carburetor  Overspeed Cut Off  Low Oil Pressure Cut Off - Dual Senders  High Water Temperature Cut Off - Dual Senders  Overcrank Cut Off</p>					
301-2125	1	Panel, Control - Lower			
307-0655	3	Relay, Low Oil Pressure, High Water Temperature, & Overspeed Shutdown			
322-0004	4	Lamp, Panel, Plant, Low Oil Pressure, High Water Temperature, & Overspeed			
322-0069	4	Holder, Lamp			
307-0819	2	Relay, Low Oil Pressure, High Water Temperature - Pre Alarm			
307-0848	1	Relay, Oil Pressure - To 15 Seconds			
323-0052	2	Socket, 8 Contact - Octal Type			
332-0943	4	Spacer, Relay Socket (3/8" OD)			
307-0778	2	Spring, Hold Down			
332-1005	1	Block, Terminal (20 Place)			
332-1006	1	Strip, Marker - For 20 Place Block			
308-0005	1	Switch, Selector			
301-3252	1	Bracket, Relay Mounting			
301-1788	1	Panel, Control - Upper			
149-0558	1	Strainer, Natural Gas			
307-0829	1	Kit, Coil - Fuel Valve			
416-0325	1	Hydrometer, Battery - 3 Color Scale			

SPECIAL PARTS LIST FOR MODEL 15.0RJC-3R SPEC 13257AA  
 FOR STANDARD PARTS REFER TO CATALOG 974-0220 KEY NO. 2  
 (PARTS CATALOG ALSO CONTAINS COMPONENTS FOR MAJOR OPTIONAL FEATURES LISTED BELOW)  
 WIRING DIAGRAM NO. (ENG) 612-4134-01 (AC) 612-4815-12

PART NO.	QTY.	DESCRIPTION	PART NO.	QTY.	DESCRIPTION
Natural Gas Carburetor					
High Compression Pistons					
301-2288	1	Panel, Control - Upper			
303-0201	1	Rheostat Assembly - Voltage Adjustable, 25 Watt			
307-1077	1	Relay, Time Delay - 3 Second			
323-0052	1	Socket, 8 Contact - Octal Type			

SPECIAL PARTS LIST FOR MODEL 12.5RJC-3R SPEC 13273AB  
 FOR STANDARD PARTS REFER TO CATALOG 974-0220 KEY NO. 1  
 (PARTS CATALOG ALSO CONTAINS COMPONENTS FOR MAJOR OPTIONAL FEATURES LISTED BELOW)  
 WIRING DIAGRAM NO. (ENG) 612-5509-01 (AC) 612-5436-06

PART NO.	QTY.	DESCRIPTION	PART NO.	QTY.	DESCRIPTION
Housed Model					
Muffler Mounted On Housing					
Overspeed Cut Off					
Water Jacket Heater					
Low Oil Pressure Cut Off					
High Water Temperature Cut Off					
Overcrank Cut Off					
Oil Base Heater					
301-2288	1	Panel, Control - Upper			
407-0655	3	Relay, Emergency Latching			
301-2125	1	Panel, Control - Lower			
322-0004	4	Lamp, Plant, Low Oil Pressure			
		High Water Temperature,			
		Overspeed			
322-0069	4	Holder, Lamp			
332-1005	1	Block, Terminal (20 Place)			
332-1006	1	Strip, Marker - For 20 Place			
		Block			
320-0259	1	Relay, Cranking Limiter			
155-0360	1	Muffler, Critical Type			
155-0927	1	Tube, Exhaust			
140-0078	2	Bands, Muffler - Mounted On			
		Housing			
405-1889	1	Shield, Rain			
505-0043	2	Elbow, 90° (1½")			

SPECIAL PARTS LIST FOR MODEL 12.5RJC-4R SPEC 13339AA  
 FOR STANDARD PARTS REFER TO CATALOG 974-0220 KEY NO. 3  
 (PARTS CATALOG ALSO CONTAINS COMPONENTS FOR MAJOR OPTIONAL FEATURES LISTED BELOW)

WIRING DIAGRAM NO. (ENG) 612-2717-01 (AC) 612-4816-01

PART NO.	QTY.	DESCRIPTION	PART NO.	QTY.	DESCRIPTION
City Water Cooled					
Water Cooled Manifold					
Natural Gas Carburetor					
High Compression Pistons					
Overspeed Cut Off					
Heat Exchanger					
517-0059	1	Plug, Expansion (1-7/16" OD)			
503-0478	1	Hose, Water Inlet, 9" Lg.			
502-0257	1	Tee, Pipe - Brass (3/8")			
		Exhaust Manifold			
130-0813	1	Line, Water			
301-2204	1	Panel, Control - Upper			

SPECIAL PARTS LIST FOR MODEL 15.0RJC-4R SPEC 13366AA  
 FOR STANDARD PARTS REFER TO CATALOG 974-0220 KEY NO. 4  
 (PARTS CATALOG ALSO CONTAINS COMPONENTS FOR MAJOR OPTIONAL FEATURES LISTED BELOW)

WIRING DIAGRAM NO. (ENG) 612-2717-01(AC) 612-4816-02

PART NO.	QTY.	DESCRIPTION	PART NO.	QTY.	DESCRIPTION
		City Water Cooled			
		Water Cooled Manifold			
		Natural Gas Carburetor			
		High Compression Pistons			
		Overspeed Cut Off			
517-0059	1	Plug, Expansion - Exhaust Manifold (1-7/16" OD)			
503-0478	1	Hose, Water Inlet - 9" Lg.			
505-0376	1	Elbow, 45° (3/8")			
520-0798	4	Stud, Generator Through			
520-0790	1	Stud, Rotor Through			
301-2204	1	Panel, Control - Upper			

SPECIAL PARTS LIST FOR MODEL 15.0RJC-4XR SPEC 13374T  
 FOR STANDARD PARTS REFER TO CATALOG 974-0220 KEY NO. 2  
 (PARTS CATALOG ALSO CONTAINS COMPONENTS FOR MAJOR OPTIONAL FEATURES LISTED BELOW)  
 WIRING DIAGRAM NO. (ENG) 612-2718-01(AC) 612-3196-02

PART NO.	QTY.	DESCRIPTION	PART NO.	QTY.	DESCRIPTION
		Natural Gas Carburetor			
		High Compression Pistons			
		Overspeed Cut Off			
		Low Oil Pressure Cut Off			
		High Water Temperature Cut Off			
		Overcrank Cut Off			
502-0043	1	Elbow, Male - Inverted			
120-0551	1	Cup Assembly - Oil Pump Intake			
167-0504	4	Plug, Spark			
515-0103	1	Key, Fan			
518-0015	1	Ring, Retaining			
517-0093	2	Button, Dot ( $\frac{1}{2}$ " )			
209-0009	1	Exciter, Complete (Less Cover)			
220-1197	1	Stator Assembly, Wound			
211-0152	1	Bell, End - Alternator To Exciter			
304-0479	1	Resistor, Fixed - 425 Ohm, 50 Watt			
301-2308	1	Panel, Control - Upper			
304-0305	1	Resistor - 45,000 Ohm, 10 Watt			
312-0145	3	Capacitor, 500 Volt - .1 Mfd.			
332-0609	1	Block, Terminal			
332-0610	1	Strip, Marker			
337-0044	1	Strap, Ground			
303-0097	1	Rheostat, Voltage Regulator - 75 Ohm, 25 Watt			
301-2125	1	Panel, Control - Lower			
307-0655	3	Relay, Low Oil Pressure, High Water Temperature, & Overspeed Shutdown			
322-0004	4	Lamp, Panel, Plant, Low Oil Pressure, High Water Temperature, & Overspeed			
322-0069	4	Holder, Lamp			
332-0795	1	Block, Terminal - Engine			
332-0862	1	Strip, Marker			

SPECIAL PARTS LIST FOR **MODEL** 15.0RJC-4XR **SPEC** 13388T  
 FOR STANDARD PARTS REFER TO **CATALOG** 974-0220 **KEY NO.** 2  
 (PARTS CATALOG ALSO CONTAINS COMPONENTS FOR MAJOR OPTIONAL FEATURES LISTED BELOW)  
**WIRING DIAGRAM NO.** (ENG)612-4862-01(AC)612-3196-02

PART NO.	QTY.	DESCRIPTION	PART NO.	QTY.	DESCRIPTION
Natural Gas Carburetor			323-0052	4	Socket, 8 Contact - Octal Type
Oil Bath Air Cleaner			332-0943	4	Spacer, Relay Socket (3/8"
Overspeed Cut Off			307-0778	4	Spring, Hold-Down
Low Oil Pressure Cut Off - Dual Senders			332-1005	1	Block, Terminal (20 Place)
High Water Temperature Cut Off - Dual Senders			332-1007	1	Strip, Marker - For 20 Plac
Overspeed Cut Off					Block
502-0036	1	Connector, Male - Inverted	301-2393	1	Bracket, Relay Mounting
502-0043	1	Elbow, Male - Inverted	332-0612	2	Strip, Marker
505-0019	1	Bushing, Reducer (1/2" X 3/8")	323-0760	1	Socket, Relay
120-0551	1	Cup Assembly - Oil Pump Intake	307-1143	1	Relay, Generating
167-0504	4	Plug, Spark	307-1157	1	Spring, Hold-Down
515-0103	1	Key, Fan	301-3244	1	Bracket, Relay Mounting
518-0015	1	Ring, Retaining	140-0679	1	Cleaner, Air - Package
517-0093	2	Button, Dot (1/2")	140-0798	1	Bracket, Air Cleaner
211-0152	1	Bell, End - Alternator To Exciter			
209-0009	1	Exciter, Complete - Less Cover			
220-1958	1	Stator Assembly - Wound			
201-1122	1	Rotor Assembly - Wound			
304-0479	1	Resistor, Fixed - 425 Ohm, 50 Watt (3/4" X 4")			
301-2308	1	Panel, Control - Upper			
337-0044	1	Strap, Ground			
303-0097	1	Rheostat, Voltage Regulator - 75 Ohm, 25 Watt			
304-0305	1	Resistor, 45,000 Ohm - 10 Watt			
332-0610	1	Strip, Marker			
332-0609	1	Block, Terminal			
312-0145	3	Capacitor, 500 AC/DC, .1 Mfd.			
301-2125	1	Panel, Control - Lower			
307-0848	1	Relay, Oil Pressure - To 15 Seconds			
322-0004	4	Lamp, Plant, Low Oil Pressure, High Water Temperature, & Overspeed			
322-0069	4	Holder, Lamp			
307-0655	3	Relay, Low Oil Pressure, High Water Temperature, Overspeed			
307-0819	4	Relay, Low Oil Pressure, High Water Temperature, & Low Engine Temperature, Fail To Start			

SPECIAL PARTS LIST FOR **MODEL** 15.0RJC-18R **SPEC** 13615AA  
 FOR STANDARD PARTS REFER TO **CATALOG** 974-0220 **KEY NO.** 4  
 (PARTS CATALOG ALSO CONTAINS COMPONENTS FOR MAJOR OPTIONAL FEATURES LISTED BELOW)

**WIRING DIAGRAM NO.** (ENG) 612-2717-01 (AC) 612-4814-02

PART NO.	QTY.	DESCRIPTION	PART NO.	QTY.	DESCRIPTION
		City Water Cooled			
		Water Cooled Manifold			
		Heat Exchanger			
		Natural Gas Carburetor			
		High Compression Pistons			
502-0257	1	Tee, Brass - Exhaust Manifold (3/8" Pipe)			
517-0059	1	Plug, Expansion (1-7/16" OD)			
503-0478	1	Hose, Water Inlet - 9" Lg.			
520-0798	4	Stud, Generator Through			
520-0790	1	Stud, Rotor Through			
301-2019	1	Panel, Control - Upper			
307-1077	1	Relay, Time Delay - 3 Second			
323-0052	1	Socket, 8 Contact - Octal Type			



SPECIAL PARTS LIST FOR **MODEL** 12.5RJC-18R **SPEC** 13615AB  
 FOR STANDARD PARTS REFER TO **CATALOG** 974-0220 **KEY NO.** 3  
 (PARTS CATALOG ALSO CONTAINS COMPONENTS FOR MAJOR OPTIONAL FEATURES LISTED BELOW)  
**WIRING DIAGRAM NO.** (ENG) 612-5487-01 (AC) 612-5485-02

PART NO.	QTY.	DESCRIPTION	PART NO.	QTY.	DESCRIPTION
		City Water Cooled			
		Water Cooled Manifold			
		Heat Exchanger			
		Natural Gas Carburetor			
		High Compression Pistons			
130-0813	1	Line, Water			
502-0257	1	Tee, Brass - Exhaust Manifold (3/8" Pipe)			
517-0059	1	Plug, Expansion (1-7/16" OD)			
503-0478	1	Hose, Water Inlet, 9" Lg.			
301-2019	1	Panel, Control - Upper			

SPECIAL PARTS LIST FOR MODEL 15.0RJC-3R SPEC 13668AA  
 FOR STANDARD PARTS REFER TO CATALOG 974-0220 KEY NO. 2  
 (PARTS CATALOG ALSO CONTAINS COMPONENTS FOR MAJOR OPTIONAL FEATURES LISTED BELOW)

WIRING DIAGRAM NO. (ENG) 612-4775-01 (AC) 612-4815-02

PART NO.	QTY.	DESCRIPTION	PART NO.	QTY.	DESCRIPTION
LPG Vapor Carburetor					
High Compression Pistons					
Overspeed Cut Off					
Low Oil Pressure Cut Off - Dual Senders					
High Water Temperature Cut Off - Dual Senders					
Overcrank Cut Off					
301-2288	1	Panel, Control - Upper			
307-0848	1	Relay, Oil Pressure, To 15 Seconds			
307-0655	3	Relay, Low Oil Pressure, High Water Temperature, Overspeed			
332-0943	4	Spacer, Relay Sockets (3/8" OD X 3/16" ID)			
307-0819	2	Relay, Low Oil Pressure & High Water Temperature Alarm			
323-0052	2	Socket, 8 Contact - Octal Type			
301-3252	1	Bracket, Relay Mounting			
301-2125	1	Panel, Control - Lower			
322-0004	4	Lamp, Plant, Low Oil Pressure, High Water Temperature, Overspeed			
322-0069	4	Holder, Lamp			
307-0778	2	Spring, Hold Down			
332-1005	1	Block, Terminal - 20 Place			
332-1006	1	Strip, Marker (For 20 Place Block)			
332-0612	1	Strip, Marker (Use With 3 Place Block)			
307-1143	1	Relay, Generating			
323-0760	1	Socket, Relay			
307-1157	1	Spring, Relay Hold Down			

SPECIAL PARTS LIST FOR MODEL 15.0RJC-4R131 SPEC 13668AA  
 FOR STANDARD PARTS REFER TO CATALOG 974-0220 KEY NO. 2  
 (PARTS CATALOG ALSO CONTAINS COMPONENTS FOR MAJOR OPTIONAL FEATURES LISTED BELOW)  
 WIRING DIAGRAM NO. (ENG) 612-4874-01 (AC) 612-4816-02

PART NO.	QTY.	DESCRIPTION	PART NO.	QTY.	DESCRIPTION
Note: Pennsylvania Approved LPG Vapor Carburetor Overspeed Cut Off Low Oil Pressure Cut Off - Dual Senders High Water Temperature Cut Off - Dual Senders Overcrank Cut Off					
520-0798	4	Stud, Generator Through			
520-0790	1	Stud, Rotor Through			
301-2204	1	Panel, Control - Upper			
301-2125	1	Panel, Control - Lower			
307-0848	1	Relay, Oil Pressure - To 15 Seconds			
322-0004	4	Lamp, Plant, Low Oil Pressure High Water Temperature, Overspeed			
322-0069	4	Holder, Lamp			
307-0655	3	Relay, Low Oil Pressure, High Water Temperature, Overspeed			
307-0819	2	Relay, Low Oil Pressure & High Water Temperature			
323-0052	2	Socket, 8 Contact - Octal Type			
308-0005	1	Switch, Selector			
301-3252	1	Bracket, Relay Mounting			
332-0943	4	Spacer, Relay Socket (3/8" OD)			
307-0778	2	Spring, Hold-Down			
332-1005	1	Block, Terminal (20 Place)			
332-1006	1	Strip, Marker - For 20 Place Block			
149-0558	1	Strainer, Regulator			
307-0829	1	Kit, Coil Replacement			
416-0325	1	Hydrometer, 3 Color Scale - Battery Tester			

SPECIAL PARTS LIST FOR **MODEL** 15.0RJC-4XR **SPEC** 13668AA  
**FOR STANDARD PARTS REFER TO CATALOG** 974-0220 **KEY NO.** 2  
(PARTS CATALOG ALSO CONTAINS COMPONENTS FOR MAJOR OPTIONAL FEATURES LISTED BELOW)  
**WIRING DIAGRAM NO.** (ENG) 612-4775-01 (AC) 612-4817-02

PART NO.	QTY.	DESCRIPTION	PART NO.	QTY.	DESCRIPTION
LPG Vapor Carburetor					
High Compression Pistons					
Overspeed Cut Off					
Low Oil Pressure Cut Off - Dual Senders					
High Water Temperature Cut Off - Dual Senders					
Overcrank Cut Off					
520-0798	4	Stud, Generator Through			
520-0790	1	Stud, Rotor Through			
301-2308	1	Panel, Control - Upper			
301-2125	1	Panel, Control - Lower			
307-0655	3	Relay, Low Oil Pressure, High Water Temperature, & Overspeed Shutdown			
322-0004	4	Lamp, Panel, Plant, Low Oil Pressure, High Water Temperature, & Overspeed			
322-0069	4	Holder, Lamp			
307-0819	2	Relay, Low Oil Pressure, High Water Temperature			
307-0848	1	Relay, Oil Pressure - To 15 Seconds			
323-0052	2	Socket, 8 Contact - Octal Type			
307-1157	1	Spring, Relay Hold-Down			
307-1143	1	Relay, Generating			
323-0760	1	Socket, Relay			
332-0943	4	Spacer, Relay Socket			
307-0778	2	Spring, Hold-Down			
332-1005	1	Block, Terminal (20 Place)			
332-1006	1	Strip, Marker - For 20 Place Block			
301-3252	1	Bracket, Relay Mounting			
332-0612	1	Strip, Marker (Use With 3 Place Terminal Block)			

SPECIAL PARTS LIST FOR **MODEL** 12.5RJJC-4R131 **SPEC** 13668T  
**FOR STANDARD PARTS REFER TO CATALOG** 974-0220 **KEY NO.** 1  
**(PARTS CATALOG ALSO CONTAINS COMPONENTS FOR MAJOR OPTIONAL FEATURES LISTED BELOW)**

**WIRING DIAGRAM NO.** (ENG) 612-4766-01 (AC) 612-2140-01

PART NO.	QTY.	DESCRIPTION	PART NO.	QTY.	DESCRIPTION
Note: Pennsylvania Approved LPG Vapor Carburetor Overspeed Cut Off Low Oil Pressure Cut Off - Dual Senders High Water Temperature Cut Off - Dual Senders Overcrank Cut Off			332-0612	1	Strip, Marker (Use With 3 Place Terminal Block)
502-0043	1	Elbow, Inverted Male	301-3252	1	Bracket, Relay Mounting
120-0551	1	Cup Assembly, Oil Pump Intake	307-1143	1	Relay, Generating
502-0058	1	Tee, Restricted Front - Cylinder Head	323-0760	1	Socket, Relay
103-0228	1	Backplate, Gear Cover	307-1157	1	Spring, Hold Down
166-0307	1	Distributor Assembly, Includes Gear	308-0005	1	Switch, Selector
167-0504	4	Plug, Spark	301-2125	1	Panel, Control - Lower
515-0103	1	Key, Fan	301-3244	1	Bracket, Relay Mounting
518-0015	1	Ring, Retaining	307-0860	1	Relay, Field Buildup
517-0093	2	Plug, Dot Button 1/2"	332-0609	1	Block, Terminal
220-2085	1	Stator Assembly, Wound	332-0610	1	Strip, Marker
211-0152	1	Bell, End - Alternator To Exciter	149-0558	1	Strainer
301-2453	1	Panel, Control - Upper	307-0829	1	Kit, Coil Replacement
337-0044	1	Strap, Ground	416-0325	1	Hydrometer, 3 Color Scal Battery Tester
508-0063	2	Grommet			
301-0648	1	Plate, Ground			
322-0004	4	Lamp, Low Oil Pressure, High Water Temperature, Overspeed, & Plant			
322-0069	4	Holder, Lamp			
320-0259	1	Relay, Cranking Limiter			
307-0655	3	Relay, Low Oil Pressure, High Water Temperature, Overspeed			
307-0848	1	Relay, Oil Pressure - To 15 Seconds			
307-0819	2	Relay, Low Oil Pressure & High Water Temperature			
323-0052	2	Socket, 8 Contact - Octal Type			
307-0778	2	Spring, Hold Down			
332-1005	1	Block, Terminal - 20 Place			
332-1006	1	Strip, Marker (For 20 Place Block)			

SPECIAL PARTS LIST FOR MODEL 15.0RJC-4R SPEC 13684AA  
 FOR STANDARD PARTS REFER TO CATALOG 974-0220 KEY NO. 2  
 (PARTS CATALOG ALSO CONTAINS COMPONENTS FOR MAJOR OPTIONAL FEATURES LISTED BELOW)  
 WIRING DIAGRAM NO. (ENG) 612-2717-01 (AC) 612-4816-02

PART NO.	QTY.	DESCRIPTION	PART NO.	QTY.	DESCRIPTION
Natural Gas Carburetor High Compression Pistons Overspeed Cut Off  520-0798      4    Stud, Generator Through 520-0790      1    Stud, Rotor Through 301-2204      1    Panel, Control - Upper					

SPECIAL PARTS LIST FOR **MODEL** 15.0RJC-4XR **SPEC** 13684AA  
 FOR STANDARD PARTS REFER TO **CATALOG** 974-0220 **KEY NO.** 2  
 (PARTS CATALOG ALSO CONTAINS COMPONENTS FOR MAJOR OPTIONAL FEATURES LISTED BELOW)  
**WIRING DIAGRAM NO.** (ENG) 612-2717-01 (AC) 612-4817-02

PART NO.	QTY.	DESCRIPTION	PART NO.	QTY.	DESCRIPTION
Natural Gas Carburetor					
High Compression Pistons					
Overspeed Cut Off					
520-0798	4	Stud, Generator Through			
520-0790	1	Stud, Rotor Through			
301-2308	1	Panel, Control - Upper			

The following catalog  
has gaps in its page  
numbers, or doesn't  
have any numbers.  
We have chosen to  
leave the page  
numbering in the  
order that Acrobat  
assigns it.



SPECIAL PARTS LIST FOR **MODEL** 15.0RJC-3R **SPEC** 7796AA  
 FOR STANDARD PARTS REFER TO **CATALOG** 974-0220 **KEY NO.** 2  
 (PARTS CATALOG ALSO CONTAINS COMPONENTS FOR MAJOR OPTIONAL FEATURES LISTED BELOW)  
**WIRING DIAGRAM NO.** (ENG) 612-2717-01 (AC) 612-4815-02

PART NO.	QTY.	DESCRIPTION	PART NO.	QTY.	DESCRIPTION
LPG Vapor Carburetor					
Water Jacket Heater					
Oil Base Heater					
301-2288	1	Panel, Control - Upper			

SPECIAL PARTS LIST FOR MODEL 12.5RJC-4R SPEC 7796AB  
FOR STANDARD PARTS REFER TO CATALOG 974-0220 KEY NO. 1  
(PARTS CATALOG ALSO CONTAINS COMPONENTS FOR MAJOR OPTIONAL FEATURES LISTED BELOW)

WIRING DIAGRAM NO. (ENG) 612-5487-01(AC) 612-5500-01

PART NO.	QTY.	DESCRIPTION	PART NO.	QTY.	DESCRIPTION
		LPG Vapor Carburetor			
		Water Jacket Heater			
		Oil Base Heater			
301-2204	1	Panel, Control - Upper			

SPECIAL PARTS LIST FOR **MODEL** 12.5RJC-4R **SPEC** 7923AA  
 FOR STANDARD PARTS REFER TO **CATALOG** 974-0220 **KEY NO.** 1  
 (PARTS CATALOG ALSO CONTAINS COMPONENTS FOR MAJOR OPTIONAL FEATURES LISTED BELOW)  
**WIRING DIAGRAM NO.** (ENG) 612-2717-01 (AC) 612-4816-11

PART NO.	QTY.	DESCRIPTION	PART NO.	QTY.	DESCRIPTION
		Natural Gas Carburetor			
		Overspeed Cut Off			
301-2204	1	Panel, Control - Upper			
303-0201	1	Rheostat Assembly - Adjustable			

SPECIAL PARTS LIST FOR MODEL 15.0RJC-3R SPEC 8304AA  
 FOR STANDARD PARTS REFER TO CATALOG 974-0220 KEY NO. 2  
 (PARTS CATALOG ALSO CONTAINS COMPONENTS FOR MAJOR OPTIONAL FEATURES LISTED BELOW)

WIRING DIAGRAM NO. (ENG)612-2718-01(AC)612-4815-02

PART NO.	QTY.	DESCRIPTION	PART NO.	QTY.	DESCRIPTION
		Gas - Gasoline Carburetor			
		Overspeed Cut Off			
		Low Oil Pressure Cut Off			
		High Water Temperature Cut Off			
		Overcrank Cut Off			
504-0007	1	Cock, Shut Off - Fuel Pump			
502-0020	1	Elbow, Street - Fuel Pump			
332-0941	1	Tie, Cable - Solenoid Coil Assembly			
307-0655	3	Relay, Emergency Latching			
320-0259	1	Relay, Cranking Limiter			
301-2125	1	Panel, Control - Lower			
322-0004	4	Lamp, Plant, Low Oil Pressure			
		High Water Temperature,			
		Overspeed			
322-0069	4	Holder, Lamp			
332-0795	1	Block, Terminal - 16 Place			
332-0362	1	Strip, Marker (For 16 Place Block)			
301-2238	1	Panel, Control - Upper			

SPECIAL PARTS LIST FOR MODEL 15.0RJC-5DR SPEC 8304AA  
 FOR STANDARD PARTS REFER TO CATALOG 974-0220 KEY NO. 2  
 (PARTS CATALOG ALSO CONTAINS COMPONENTS FOR MAJOR OPTIONAL FEATURES LISTED BELOW)

WIRING DIAGRAM NO. (ENG) 612-2718-01(AC) 612-4818-02

PART NO.	QTY.	DESCRIPTION	PART NO.	QTY.	DESCRIPTION
		Gas - Gasoline Carburetor			
		Overspeed Cut Off			
		Low Oil Pressure Cut Off			
		High Water Temperature Cut Off			
		Overcrank Cut Off			
332-0941	1	Tie, Cable - Solenoid Coil Assembly			
520-0798	4	Stud, Generator Through			
520-0799	1	Stud, Rotor Through			
301-2204	1	Panel, Control - Upper			
301-2125	1	Panel, Control - Lower			
322-0004	4	Lamp, Plant, Low Oil Pressure High Water Temperature, Overspeed			
322-0069	4	Holder, Lamp			
307-0655	3	Relay, Low Oil Pressure, High Water Temperature, Overspeed			
332-0795	1	Block, Terminal (16 Place)			
332-0862	1	Strip, Marker - For 16 Place Block			

SPECIAL PARTS LIST FOR MODEL 15.0RJC-3CR SPEC 8359AA  
 FOR STANDARD PARTS REFER TO CATALOG 974-0220 KEY NO. 4  
 (PARTS CATALOG ALSO CONTAINS COMPONENTS FOR MAJOR OPTIONAL FEATURES LISTED BELOW)  
 WIRING DIAGRAM NO. (ENG) 612-2717-01 (AC) 612-4814-01

PART NO.	QTY.	DESCRIPTION	PART NO.	QTY.	DESCRIPTION
City Water Cooled					
Water Cooled Manifold					
Gas - Gasoline Carburetor					
Overspeed Cut Off					
517-0059	1	Plug, Expansion (1-7/16" OD)			
503-0478	1	Hose, Water Inlet, 9" Lg.			
504-0007	1	Cock, Shut Off - Fuel Pump			
502-0020	1	Elbow, Street - Fuel Pump			
332-0941	1	Tie, Cable - Solenoid Coil Assembly			
505-0376	1	Elbow, 45° (3/8")			
301-2019	1	Panel, Control - Upper			

SPECIAL PARTS LIST FOR MODEL 15.0RJC-3R SPEC 8359AA  
 FOR STANDARD PARTS REFER TO CATALOG 974-0220 KEY NO. 4  
 (PARTS CATALOG ALSO CONTAINS COMPONENTS FOR MAJOR OPTIONAL FEATURES LISTED BELOW)

WIRING DIAGRAM NO. (ENG)612-2717-01(AC)612-4814-01

PART NO.	QTY.	DESCRIPTION	PART NO.	QTY.	DESCRIPTION
City Water Cooled					
Water Cooled Manifold					
Gas - Gasoline Carburetor					
Overspeed Cut Off					
517-0059	1	Plug, Expansion (1-7/16" OD)			
504-0007	1	Cock, Shut Off - Fuel Pump			
502-0020	1	Elbow, Street - Fuel Pump			
332-0941	1	Tie, Cable - Solenoid Coil Assembly			
503-0478	1	Hose, Water Inlet - 9" Lg.			
505-0376	1	Elbow, 45° (3/8")			
301-2019	1	Panel, Control - Upper			

SPECIAL PARTS LIST FOR **MODEL** 15.0RJC-3R **SPEC** 8708AA  
 FOR STANDARD PARTS REFER TO **CATALOG** 974-0220 **KEY NO.** 4  
 (PARTS CATALOG ALSO CONTAINS COMPONENTS FOR MAJOR OPTIONAL FEATURES LISTED BELOW)  
**WIRING DIAGRAM NO.** (ENG)612-2717-01(AC)612-4815-02

PART NO.	QTY.	DESCRIPTION	PART NO.	QTY.	DESCRIPTION
		City Water Cooled			
		Water Cooled Manifold			
		Heat Exchanger			
		LPG Vapor Carburetor			
130-0813	1	Line, Water			
502-0257	1	Tee, Brass - Exhaust Manifold (3/8" Pipe)			
517-0059	1	Plug, Expansion (1-7/16" OD)			
503-0478	1	Hose, Water Inlet - 9" Lg.			
301-2288	1	Panel, Control - Upper			



SPECIAL PARTS LIST FOR **MODEL** 15.0RJC-4R **SPEC** 8708AA  
 FOR STANDARD PARTS REFER TO **CATALOG** 974-0220 **KEY NO.** 4  
 (PARTS CATALOG ALSO CONTAINS COMPONENTS FOR MAJOR OPTIONAL FEATURES LISTED BELOW)

**WIRING DIAGRAM NO.** (ENG)612-2717-01(AC)612-4816-02

PART NO.	QTY.	DESCRIPTION	PART NO.	QTY.	DESCRIPTION
		City Water Cooled			
		Water Cooled Manifold			
		Heat Exchanger			
		LPG Vapor Carburetor			
502-0257	1	Tee - Brass (3/8" Pipe)			
		Drain Cock			
517-0059	1	Plug, Expansion (1-7/16" OD)			
503-0478	1	Hose, Water Inlet - 9" Lg.			
520-0798	4	Stud, Generator Through			
520-0790	1	Stud, Rotor Through			
301-2204	1	Panel, Control - Upper			

SPECIAL PARTS LIST FOR **MODEL** 15.0RJC-4XR **SPEC** 8708AA  
**FOR STANDARD PARTS REFER TO CATALOG** 974-0220 **KEY NO.** 4  
**(PARTS CATALOG ALSO CONTAINS COMPONENTS FOR MAJOR OPTIONAL FEATURES LISTED BELOW**  
**WIRING DIAGRAM NO.** (ENG)612-2717-01(AC)612-4817-02

PART NO.	QTY.	DESCRIPTION	PART NO.	QTY.	DESCRIPTION
City Water Cooled					
Water Cooled Manifold					
Heat Exchanger					
LPG Vapor Carburetor					
502-0257	1	Tee, Brass - Exhaust Manifold (3/8" Pipe)			
517-0059	1	Plug, Expansion - Exhaust Manifold (1-7/16" OD)			
503-0478	1	Hose, Water Inlet - 9" Lg.			
520-0798	4	Stud, Generator Through			
520-0790	1	Stud, Rotor Through			
301-2308	1	Panel, Control - Upper			

SPECIAL PARTS LIST FOR MODEL 12.5RJC-4XR SPEC 8804AA  
 FOR STANDARD PARTS REFER TO CATALOG 974-0220 KEY NO. 3  
 (PARTS CATALOG ALSO CONTAINS COMPONENTS FOR MAJOR OPTIONAL FEATURES LISTED BELOW)

WIRING DIAGRAM NO. (ENG)612-2717-01(AC)612-4817-01

PART NO.	QTY.	DESCRIPTION	PART NO.	QTY.	DESCRIPTION
City Water Cooled					
Water Cooled Manifold					
Natural Gas Carburetor					
Skid & Battery Rack					
517-0059	1	Plug, Expansion (1-7/16" OD)			
503-0478	1	Hose, Water Inlet, 9" Lg.			
505-0376	1	Elbow, 45° (3/8")			
301-2308	1	Panel, Control - Upper			
416-0522	1	Plate, Battery Mounting			

SPECIAL PARTS LIST FOR **MODEL** 12.5RJC-3R **SPEC** 9132AA  
 FOR STANDARD PARTS REFER TO **CATALOG** 974-0220 **KEY NO.** 1  
 (PARTS CATALOG ALSO CONTAINS COMPONENTS FOR MAJOR OPTIONAL FEATURES LISTED BELOW)

**WIRING DIAGRAM NO.** (ENG) 612-2717-01 (AC) 612-4815-06

PART NO.	QTY.	DESCRIPTION	PART NO.	QTY.	DESCRIPTION
Housed Model					
Natural Gas Carburetor					
Muffler Mounted On Housing					
Water Jacket Heater					
Oil Base Heater					
301-2288	1	Panel, Control - Upper			
155-0360	1	Muffler, Critical Type			
155-0927	1	Tube, Exhaust - 13" Lg. X 1½"			
140-0078	2	Bands, Muffler - Mounted On			
		Housing			
505-0043	2	Elbow, 90° (1½")			
405-1889	1	Shield, Rain (Muffler)			

SPECIAL PARTS LIST FOR MODEL 12.5RJC-4R SPEC 9132AA  
 FOR STANDARD PARTS REFER TO CATALOG 974-0220 KEY NO. 1  
 (PARTS CATALOG ALSO CONTAINS COMPONENTS FOR MAJOR OPTIONAL FEATURES LISTED BELOW)

WIRING DIAGRAM NO. (ENG)612-2717-01(AC)612-4816-06

PART NO.	QTY.	DESCRIPTION	PART NO.	QTY.	DESCRIPTION
Housed Model					
Natural Gas Carburetor					
Muffler Mounted On Housing					
Water Jacket Heater					
Oil Base Heater					
301-2204	1	Panel, Control - Upper			
155-0360	1	Muffler, Critical Type			
155-0927	1	Tube, Exhaust			
140-0078	2	Bands, Muffler - Mounted On Housing			
405-1889	1	Shield, Rain			
505-0043	2	Elbow, 90° (1½")			

SPECIAL PARTS LIST FOR MODEL 12.5KJC-4R SPEC 9155AA  
 FOR STANDARD PARTS REFER TO CATALOG 974-0220 KEY NO. 1  
 (PARTS CATALOG ALSO CONTAINS COMPONENTS FOR MAJOR OPTIONAL FEATURES LISTED BELOW)

WIRING DIAGRAM NO. (ENG) 612-2717-01(AC) 612-4816-06

PART NO.	QTY.	DESCRIPTION	PART NO.	QTY.	DESCRIPTION
Housed Model					
Natural Gas Carburetor					
Muffler Mounted On Housing					
301-2204	1	Panel, Control - Upper			
155-0360	1	Muffler, Critical Type			
155-0927	1	Tube, Exhaust			
140-0078	2	Bands, Muffler - Mounted On			
		Housing			
405-1889	1	Shield, Rain			
505-0043	2	Elbow, 90° (1½")			

SPECIAL PARTS LIST FOR MODEL 15.0RJC-3R SPEC 9170AA  
 FOR STANDARD PARTS REFER TO CATALOG 974-0220 KEY NO. 2  
 (PARTS CATALOG ALSO CONTAINS COMPONENTS FOR MAJOR OPTIONAL FEATURES LISTED BELOW)  
 WIRING DIAGRAM NO. (ENG) 612-2717-01 (AC) 612-4815-07

PART NO.	QTY.	DESCRIPTION	PART NO.	QTY.	DESCRIPTION
		Housed Model			
		Water Jacket Heater			
		Oil Base Heater			
167-1595	1	Cable, Spark Plug, 24" Lg. (Resistor Type)			
167-1596	3	Cable, Spark Plug, 12" Lg. (Resistor Type)			
332-1924	1	Cable, Tie			
301-2288	1	Panel, Control - Upper			

SPECIAL PARTS LIST FOR **MODEL** 12.5RJC-4R **SPEC** 9170AA  
 FOR STANDARD PARTS REFER TO **CATALOG** 974-0220 **KEY NO.** 1  
 (PARTS CATALOG ALSO CONTAINS COMPONENTS FOR MAJOR OPTIONAL FEATURES LISTED BELOW)  
**WIRING DIAGRAM NO.** (ENG) 612-2717-01 (AC) 612-4816-06

PART NO.	QTY.	DESCRIPTION	PART NO.	QTY.	DESCRIPTION
Housed Model					
Water Jacket Heater					
Oil Base Heater					
167-1595	1	Lead Assy (Resistor Type) 24"			
167-1596	3	Lead Assy (Resistor Type) 12"			
332-1924	1	Cable, Tie			
301-2204	1	Panel, Control - Upper			



SPECIAL PARTS LIST FOR **MODEL** 12.5RJC-3R **SPEC** 9172AA  
 FOR STANDARD PARTS REFER TO **CATALOG** 974-0220 **KEY NO.** 1  
 (PARTS CATALOG ALSO CONTAINS COMPONENTS FOR MAJOR OPTIONAL FEATURES LISTED BELOW)

**WIRING DIAGRAM NO.** (ENG) 612-2717-01 (AC) 612-4815-06

PART NO.	QTY.	DESCRIPTION	PART NO.	QTY.	DESCRIPTION
Housed Model					
Muffler Mounted On Housing					
Mounted Fuel Tank					
Water Jacket Heater					
Oil Base Heater					
301-2288	1	Panel, Control - Upper			
155-0360	1	Muffler, Critical Type			
155-0927	1	Tube, Exhaust - 13" Lg. X 1½"			
140-0078	2	Bands, Muffler - Mounted On Housing			
505-0043	2	Elbow, 90° (1½")			
405-1889	1	Shield, Rain (Muffler)			
501-0005	1	Line, Flex (Mounted Gas Tank)			

SPECIAL PARTS LIST FOR MODEL 15.0RJC-3R SPEC 9172AA  
 FOR STANDARD PARTS REFER TO CATALOG 974-0220 KEY NO. 2  
 (PARTS CATALOG ALSO CONTAINS COMPONENTS FOR MAJOR OPTIONAL FEATURES LISTED BELOW)

WIRING DIAGRAM NO. (ENG) 612-2717-01 (AC) 612-4815-07

PART NO.	QTY.	DESCRIPTION	PART NO.	QTY.	DESCRIPTION
Housed Model					
Muffler Mounted On Housing					
Mounted Fuel Tank					
Water Jacket Heater					
Oil Base Heater					
301-2288	1	Panel, Control - Upper			
155-0360	1	Muffler, Critical Type			
155-0927	1	Tube, Exhaust			
140-0078	2	Bands, Muffler - Mounted On Housing			
405-1889	1	Shield, Rain			
505-0043	2	Elbow, 90° (1½")			
501-0005	1	Line, Flex - Fuel, 18½" Lg.			

SPECIAL PARTS LIST FOR MODEL 15.0RJC-4R SPEC 9172AA  
 FOR STANDARD PARTS REFER TO CATALOG 974-0220 KEY NO. 2  
 (PARTS CATALOG ALSO CONTAINS COMPONENTS FOR MAJOR OPTIONAL FEATURES LISTED BELOW)

WIRING DIAGRAM NO. (ENG) 612-2717-01(AC) 612-4816-07

PART NO.	QTY.	DESCRIPTION	PART NO.	QTY.	DESCRIPTION
		Housed Unit			
		Muffler Mounted On Housing			
		Mounted Fuel Tank			
		Water Jacket Heater			
		Oil Base Heater			
520-0798	4	Stud, Generator Through			
520-0790	1	Stud, Rotor Through			
301-2204	1	Panel, Control - Upper			
155-0360	1	Muffler, Critical Type			
155-0927	1	Tube, Exhaust			
140-0078	2	Bands, Muffler - Mounted On Housing			
405-1889	1	Shield, Rain			
505-0043	2	Elbow, 90° (1½")			
501-0005	1	Line, Flex - Fuel (18½" Lg.)			

SPECIAL PARTS LIST FOR **MODEL** 12.5RJC-3R **SPEC** 9182AA  
FOR STANDARD PARTS REFER TO **CATALOG** 974-0220 **KEY NO.** 1  
(PARTS CATALOG ALSO CONTAINS COMPONENTS FOR MAJOR OPTIONAL FEATURES LISTED BELOW)

**WIRING DIAGRAM NO.** (ENG) 612-2717-01(AC) 612-4815-06

PART NO.	QTY.	DESCRIPTION	PART NO.	QTY.	DESCRIPTION
		Housed Model			
		Natural Gas Carburetor			
		Water Jacket Heater			
		Oil Base Heater			
301-2288	1	Panel, Control - Upper			

SPECIAL PARTS LIST FOR **MODEL** 15.0RJC-5DR **SPEC** 9219AA  
 FOR STANDARD PARTS REFER TO **CATALOG** 974-0220 **KEY NO.** 2  
 (PARTS CATALOG ALSO CONTAINS COMPONENTS FOR MAJOR OPTIONAL FEATURES LISTED BELOW)

**WIRING DIAGRAM NO.** (ENG) 612-2717-01 (AC) 612-4818-07

PART NO.	QTY.	DESCRIPTION	PART NO.	QTY.	DESCRIPTION
Housed Unit					
Gas - Gasoline Carburetor					
Muffler Mounted On Housing					
332-0941	1	Tie, Cable - Solenoid Coil Assembly			
520-0798	4	Stud, Generator Through			
520-0790	1	Stud, Rotor Through			
301-2204	1	Panel, Control - Upper			
155-0360	1	Muffler, Critical Type			
155-0927	1	Tube, Exhaust			
140-0078	2	Bands, Muffler - Mounted On Housing			
405-1889	1	Shield, Rain			
505-0043	2	Elbow, 90° (1½")			

SPECIAL PARTS LIST FOR **MODEL** 12.5RJC-3R **SPEC** 9234AA  
 FOR STANDARD PARTS REFER TO **CATALOG** 974-0220 **KEY NO.** 1  
 (PARTS CATALOG ALSO CONTAINS COMPONENTS FOR MAJOR OPTIONAL FEATURES LISTED BELOW)  
**WIRING DIAGRAM NO.** (ENG) 612-2717-01 (AC) 612-4815-06

PART NO.	QTY.	DESCRIPTION	PART NO.	QTY.	DESCRIPTION
Housed Model Natural Gas Carburetor					
301-2288	1	Panel, Control - Upper			

SPECIAL PARTS LIST FOR **MODEL** 12.5RJC-3CR **SPEC** 9269AA  
 FOR STANDARD PARTS REFER TO **CATALOG** 974-0220 **KEY NO.** 1  
 (PARTS CATALOG ALSO CONTAINS COMPONENTS FOR MAJOR OPTIONAL FEATURES LISTED BELOW)

**WIRING DIAGRAM NO.** (ENG) 612-2717-01 (AC) 612-4814-03

PART NO.	QTY.	DESCRIPTION	PART NO.	QTY.	DESCRIPTION
Housed Model LPG Vapor Carburetor					
301-2019	1	Panel, Control - Upper			

SPECIAL PARTS LIST FOR **MODEL** 12.5RJC-3CR **SPEC** 9269AB  
 FOR STANDARD PARTS REFER TO **CATALOG** 974-0220 **KEY NO.** 1  
 (PARTS CATALOG ALSO CONTAINS COMPONENTS FOR MAJOR OPTIONAL FEATURES LISTED BELOW)  
**WIRING DIAGRAM NO.** (ENG) 612-5487-01 (AC) 612-5485-03

PART NO.	QTY.	DESCRIPTION	PART NO.	QTY.	DESCRIPTION
Housed Model LPG Vapor Carburetor					
301-2019	1	Panel, Control - Upper			



SPECIAL PARTS LIST FOR **MODEL** 12.5RJC-3CR **SPEC** 9300AA  
 FOR STANDARD PARTS REFER TO **CATALOG** 974-0220 **KEY NO.** 1  
 (PARTS CATALOG ALSO CONTAINS COMPONENTS FOR MAJOR OPTIONAL FEATURES LISTED BELOW)  
**WIRING DIAGRAM NO.** (ENG) 612-2717-01 (AC) 612-4814-01

PART NO.	QTY.	DESCRIPTION	PART NO.	QTY.	DESCRIPTION
Housed Model Natural Gas Carburetor Muffler Mounted On Housing Oil Base Heater Water Jacket Heater					
301-2019	1	Panel, Control - Upper			
155-0360	1	Muffler, Critical Type			
155-0927	1	Tube, Exhaust			
140-0078	2	Bands, Muffler-Mounted On Housing			
405-1889	1	Shield, Rain			
505-0043	2	Elbow, 90° (1½")			

SPECIAL PARTS LIST FOR MODEL 12.5RJC-18R SPEC 9300AA  
 FOR STANDARD PARTS REFER TO CATALOG 974-0220 KEY NO. 1  
 (PARTS CATALOG ALSO CONTAINS COMPONENTS FOR MAJOR OPTIONAL FEATURES LISTED BELOW)  
 WIRING DIAGRAM NO. (ENG)612-2717-01(AC)612-4814-04

PART NO.	QTY.	DESCRIPTION	PART NO.	QTY.	DESCRIPTION
Housed Model					
Natural Gas Carburetor					
Muffler Mounted On Housing					
Water Jacket Heater					
Oil Base Heater					
301-2019	1	Panel, Control - Upper			
155-0360	1	Muffler, Critical Type			
155-0927	1	Tube, Exhaust			
140-0078	2	Bands, Muffler - Mounted On Housing			
405-1889	1	Shield, Rain			
505-0043	2	Elbow, 90° (1½")			

SPECIAL PARTS LIST FOR MODEL 15.0RJC-3R SPEC 9316AA  
 FOR STANDARD PARTS REFER TO CATALOG 974-0220 KEY NO. 2  
 (PARTS CATALOG ALSO CONTAINS COMPONENTS FOR MAJOR OPTIONAL FEATURES LISTED BELOW)  
 WIRING DIAGRAM NO. (ENG) 612-2717-01 (AC) 612-4815-07

PART NO.	QTY.	DESCRIPTION	PART NO.	QTY.	DESCRIPTION
		Housed Model			
		Muffler Mounted On Housing			
		Water Jacket Heater			
		Oil Base Heater			
301-2288	1	Panel, Control - Upper			
155-0360	1	Muffler, Critical Type			
155-0927	1	Tube, Exhaust			
140-0078	2	Bands, Muffler - Mounted On Housing			
405-1889	1	Shield, Rain			
505-0043	2	Elbow, 90° (1½")			

SPECIAL PARTS LIST FOR MODEL 12.5R IC-3R SPEC 9316AB  
 FOR STANDARD PARTS REFER TO CATALOG 974-0220 KEY NO. 1  
 (PARTS CATALOG ALSO CONTAINS COMPONENTS FOR MAJOR OPTIONAL FEATURES LISTED BELOW)  
 WIRING DIAGRAM NO. (ENG) 612-5487-01 (AC) 612-5486-06

PART NO.	QTY.	DESCRIPTION	PART NO.	QTY.	DESCRIPTION
Housed Model					
Muffler Mounted On Housing					
Water Jacket Heater					
Oil Base Heater					
301-2288	1	Panel, Control - Upper			
155-0360	1	Muffler, Critical Type			
155-0927	1	Tube, Exhaust - 13" Lg. X 1½"			
140-0078	2	Bands, Muffler - Mounted On Housing			
505-0043	2	Elbow, 90° (1½")			
405-1889	1	Shield, Rain (Muffler)			

SPECIAL PARTS LIST FOR MODEL 15.0RJC-3R SPEC 9316AB  
 FOR STANDARD PARTS REFER TO CATALOG 974-0220 KEY NO. 2  
 (PARTS CATALOG ALSO CONTAINS COMPONENTS FOR MAJOR OPTIONAL FEATURES LISTED BELOW)

WIRING DIAGRAM NO. (ENG) 612-5487-01 (AC) 612-5486-07

PART NO.	QTY.	DESCRIPTION	PART NO.	QTY.	DESCRIPTION
Housed Unit					
Muffler Mounted On Housing					
Water Jacket Heater					
Oil Base Heater					
520-0798	4	Stud, Generator Through			
520-0790	1	Stud, Rotor Through			
301-2288	1	Panel, Control - Upper			
155-0360	1	Muffler, Critical Type			
155-0927	1	Tube, Exhaust			
140-0078	2	Bands, Muffler - Mounted On			
		Housing			
405-1889	1	Shield, Rain			
505-0043	2	Elbow, 90° (1½")			

SPECIAL PARTS LIST FOR **MODEL** 15.0RJC-4R **SPEC** 9352AB  
 FOR STANDARD PARTS REFER TO **CATALOG** 974-0220 **KEY NO.** 2  
 (PARTS CATALOG ALSO CONTAINS COMPONENTS FOR MAJOR OPTIONAL FEATURES LISTED BELOW)

**WIRING DIAGRAM NO.** (ENG) 612-5487-01 (AC) 612-5500-12

PART NO.	QTY.	DESCRIPTION	PART NO.	QTY.	DESCRIPTION
Water Jacket Heater					
Oil Base Heater					
Overspeed Cut Off					
520-0798	4	Stud, Generator Through			
520-0790	1	Stud, Rotor Through			
301-2204	1	Panel, Control - Upper			
303-0201	1	Rheostat Assembly - Adjustable			

SPECIAL PARTS LIST FOR MODEL 12.5RJC-3CR SPEC 9361AA  
 FOR STANDARD PARTS REFER TO CATALOG 974-0220 KEY NO. 1  
 (PARTS CATALOG ALSO CONTAINS COMPONENTS FOR MAJOR OPTIONAL FEATURES LISTED BELOW)  
 WIRING DIAGRAM NO. (ENG) 612-2717-01 (AC) 612-4814-01

PART NO.	QTY.	DESCRIPTION	PART NO.	QTY.	DESCRIPTION
Housed Model LPG Vapor Carburetor Oil Base Heater Water Jacket Heater  301-2019      1      Panel, Control - Upper					

SPECIAL PARTS LIST FOR **MODEL** 15.0RJC-3CR **SPEC** 9361AA  
 FOR STANDARD PARTS REFER TO **CATALOG** 974-0220 **KEY NO.** 2  
 (PARTS CATALOG ALSO CONTAINS COMPONENTS FOR MAJOR OPTIONAL FEATURES LISTED BELOW)  
**WIRING DIAGRAM NO.** (ENG) 612-2717-01 (AC) 612-4814-03

PART NO.	QTY.	DESCRIPTION	PART NO.	QTY.	DESCRIPTION
Housed Model LPG Vapor Carburetor Water Jacket Heater Oil Base Heater					
301-2019	1	Panel, Control - Upper			



SPECIAL PARTS LIST FOR **MODEL** 12.5RJC-18R **SPEC** 9361AA  
FOR STANDARD PARTS REFER TO **CATALOG** 974-0220 **KEY NO.** 1  
(PARTS CATALOG ALSO CONTAINS COMPONENTS FOR MAJOR OPTIONAL FEATURES LISTED BELOW)

**WIRING DIAGRAM NO.** (ENG)612-2717-01(AC)612-4814-04

PART NO.	QTY.	DESCRIPTION	PART NO.	QTY.	DESCRIPTION
		Housed Model			
		LPG Vapor Carburetor			
		Water Jacket Heater			
		Oil Base Heater			
301-2019	1	Panel, Control - Upper			

SPECIAL PARTS LIST FOR **MODEL** 15.0RJC-18R **SPEC** 9361AB  
 FOR STANDARD PARTS REFER TO **CATALOG** 974-0220 **KEY NO.** 2  
 (PARTS CATALOG ALSO CONTAINS COMPONENTS FOR MAJOR OPTIONAL FEATURES LISTED BELOW)  
**WIRING DIAGRAM NO.** (ENG)612-5487-01(AC)612-5485-04

PART NO.	QTY.	DESCRIPTION	PART NO.	QTY.	DESCRIPTION
Housed Unit					
LPG Vapor Carburetor					
Water Jacket Heater					
Oil Base Heater					
520-0798	4	Stud, Generator Through			
520-0790	1	Stud, Rotor Through			
301-2019	1	Panel, Control - Upper			

SPECIAL PARTS LIST FOR **MODEL** 12.5RJC-3R **SPEC** 9413AA  
 FOR STANDARD PARTS REFER TO **CATALOG** 974-0220 **KEY NO.** 1  
 (PARTS CATALOG ALSO CONTAINS COMPONENTS FOR MAJOR OPTIONAL FEATURES LISTED BELOW)  
**WIRING DIAGRAM NO.** (ENG)612-2717-01(AC)612-4815-06

PART NO.	QTY.	DESCRIPTION	PART NO.	QTY.	DESCRIPTION
Housed Model					
Muffler Mounted on Housing					
155-0360	1	Muffler, Critical Type			
155-0927	1	Tube, Exhaust			
140-0078	2	Bands, Muffer-Mounted on Housing			
405-1889	1	Shield, Rain			
505-0043	2	Elbow, 90 <sup>0</sup> (1½")			
301-2288	1	Panel, Control - Upper			

SPECIAL PARTS LIST FOR MODEL 15.0RJC-3R SPEC 9413AA  
 FOR STANDARD PARTS REFER TO CATALOG 974-0220 KEY NO. 2  
 (PARTS CATALOG ALSO CONTAINS COMPONENTS FOR MAJOR OPTIONAL FEATURES LISTED BELOW)

WIRING DIAGRAM NO. (ENG) 612-2717-01 (AC) 612-4815-07

PART NO.	QTY.	DESCRIPTION	PART NO.	QTY.	DESCRIPTION
Housed Model					
Muffler Mounted On Housing					
301-2288	1	Panel, Control - Upper			
155-0360	1	Muffler, Critical Type			
155-0927	1	Tube, Exhaust			
140-0078	2	Bands, Muffler - Mounted On Housing			
405-1889	1	Shield, Rain			
505-0043	2	Elbow, 90° (1½")			

SPECIAL PARTS LIST FOR **MODEL** 12.5RJC-3R **SPEC** 9413AB  
 FOR STANDARD PARTS REFER TO **CATALOG** 974-0220 **KEY NO.** 1  
 (PARTS CATALOG ALSO CONTAINS COMPONENTS FOR MAJOR OPTIONAL FEATURES LISTED BELOW)  
**WIRING DIAGRAM NO.** (ENG) 612-5487-01 (AC) 612-5486-06

PART NO.	QTY.	DESCRIPTION	PART NO.	QTY.	DESCRIPTION
Housed Model					
Muffler Mounted On Housing					
155-0360	1	Muffler, Critical Type			
155-0927	1	Tube, Exhaust			
140-0078	2	Bands, Muffler - Mounted On Housing			
405-1889	1	Shield, Rain			
505-0043	2	Elbow, 90° (1½")			
301-2288	1	Panel, Control - Upper			

SPECIAL PARTS LIST FOR **MODEL** 12.5RJC-18R **SPEC** 9447AA  
 FOR STANDARD PARTS REFER TO **CATALOG** 974-0220 **KEY NO.** 1  
 (PARTS CATALOG ALSO CONTAINS COMPONENTS FOR MAJOR OPTIONAL FEATURES LISTED BELOW)

**WIRING DIAGRAM NO.** (ENG) 612-2717-01 (AC) 612-4814-04

PART NO.	QTY.	DESCRIPTION	PART NO.	QTY.	DESCRIPTION
Housed Model Natural Gas Carburetor Water Jacket Heater Oil Base Heater					
301-2019	1	Panel, Control - Upper			

SPECIAL PARTS LIST FOR **MODEL** 15.0RJC-3R **SPEC** 9471AA  
 FOR STANDARD PARTS REFER TO **CATALOG** 974-0220 **KEY NO.** 2  
 (PARTS CATALOG ALSO CONTAINS COMPONENTS FOR MAJOR OPTIONAL FEATURES LISTED BELOW)

**WIRING DIAGRAM NO.** (ENG) 612-2717-01 (AC) 612-4815-07

PART NO.	QTY.	DESCRIPTION	PART NO.	QTY.	DESCRIPTION
Housed Model					
LPG Vapor Carburetor					
Muffler Mounted On Housing					
Water Jacket Heater					
Oil Base Heater					
301-2288	1	Panel, Control - Upper			
155-0360	1	Muffler, Critical Type			
155-0927	1	Tube, Exhaust			
140-0078	2	Bands, Muffler - Mounted On Housing			
405-1889	1	Shield, Rain			
505-0043	2	Elbow, 90° (1½")			

SPECIAL PARTS LIST FOR **MODEL** 12.5RJC-4R **SPEC** 9471AA  
 FOR STANDARD PARTS REFER TO **CATALOG** 974-0220 **KEY NO.** 1  
 (PARTS CATALOG ALSO CONTAINS COMPONENTS FOR MAJOR OPTIONAL FEATURES LISTED BELOW)  
**WIRING DIAGRAM NO.** (ENG) 612-2717-01 (AC) 612-4816-06

PART NO.	QTY.	DESCRIPTION	PART NO.	QTY.	DESCRIPTION
Housed Model Natural Gas Carburetor Muffler Mounted On Housing Water Jacket Heater Oil Base Heater					
301-2204	1	Panel, Control - Upper			
155-0360	1	Muffler, Critical Type			
155-0927	1	Tube, Exhaust			
140-0078	2	Bands, Muffler - Mounted On Housing			
405-1889	1	Shield, Rain			
505-0043	2	Elbow, 90° (1½")			



SPECIAL PARTS LIST FOR **MODEL** 15.0RJC-4R **SPEC** 9471AA  
 FOR STANDARD PARTS REFER TO **CATALOG** 974-0220 **KEY NO.** 2  
 (PARTS CATALOG ALSO CONTAINS COMPONENTS FOR MAJOR OPTIONAL FEATURES LISTED BELOW)

**WIRING DIAGRAM NO.** (ENG) 612-2717-01 (AC) 612-4816-07

PART NO.	QTY.	DESCRIPTION	PART NO.	QTY.	DESCRIPTION
Housed Model					
LPG Vapor Carburetor					
Muffler Mounted On Housing					
Water Jacket Heater					
Oil Base Heater					
520-0798	4	Stud, Generator Through			
520-0790	1	Stud, Rotor Through			
301-2204	1	Panel, Control - Upper			
155-0360	1	Muffler, Critical Type			
155-0927	1	Tube, Exhaust			
140-0078	2	Bands, Muffler - Mounted On Housing			
405-1889	1	Shield, Rain			
505-0043	2	Elbow, 90° (1½")			

SPECIAL PARTS LIST FOR MODEL 15.0RJC-4XR SPEC 9471AA  
 FOR STANDARD PARTS REFER TO CATALOG 974-0220 KEY NO. 2  
 (PARTS CATALOG ALSO CONTAINS COMPONENTS FOR MAJOR OPTIONAL FEATURES LISTED BELOW)

WIRING DIAGRAM NO. (ENG) 612-2717-01 (AC) 612-4817-05

PART NO.	QTY.	DESCRIPTION	PART NO.	QTY.	DESCRIPTION
Housed Unit					
LPG Vapor Carburetor					
Muffler Mounted On Housing					
Water Jacket Heater					
Oil Base Heater					
520-0798	4	Stud, Generator Through			
520-0790	1	Stud, Rotor Through			
301-2308	1	Panel, Control - Upper			
155-0360	1	Muffler, Critical Type			
155-0927	1	Tube, Exhaust			
140-0078	2	Bands, Muffler - Mounted On Housing			
405-1889	1	Shield, Rain			
505-0043	2	Elbow, 90° (1½")			
501-0005	1	Line, Fuel - Flex (18½" Lg.)			

SPECIAL PARTS LIST FOR **MODEL** 15.0RJC-5DR **SPEC** 9471AA  
 FOR STANDARD PARTS REFER TO **CATALOG** 974-0220 **KEY NO.** 2  
 (PARTS CATALOG ALSO CONTAINS COMPONENTS FOR MAJOR OPTIONAL FEATURES LISTED BELOW)  
**WIRING DIAGRAM NO.** (ENG) 612-2717-01 (AC) 612-4818-07

PART NO.	QTY.	DESCRIPTION	PART NO.	QTY.	DESCRIPTION
Housed Unit					
LPG Vapor Carburetor					
Muffler Mounted On Housing					
Water Jacket Heater					
Oil Base Heater					
520-0798	4	Stud, Generator Through			
520-0790	1	Stud, Rotor Through			
301-2204	1	Panel, Control - Upper			
155-0360	1	Muffler, Critical Type			
155-0927	1	Tube, Exhaust			
140-0078	2	Bands, Muffler - Mounted On Housing			
405-1889	1	Shield, Rain			
505-0043	2	Elbow, 90° (1½")			

SPECIAL PARTS LIST FOR MODEL 15.0RJC-3R SPEC 9471AB  
 FOR STANDARD PARTS REFER TO CATALOG 974-0220 KEY NO. 2  
 (PARTS CATALOG ALSO CONTAINS COMPONENTS FOR MAJOR OPTIONAL FEATURES LISTED BELOW)

WIRING DIAGRAM NO. (ENG) 612-5487-01 (AC) 612-5486-07

PART NO.	QTY.	DESCRIPTION	PART NO.	QTY.	DESCRIPTION
Housed Model					
LPG Vapor Carburetor					
Muffler Mounted On Housing					
Water Jacket Heater					
Oil Base Heater					
301-2288	1	Panel, Control - Upper			
155-0360	1	Muffler, Critical Type			
155-0927	1	Tube, Exhaust			
140-0078	2	Bands, Muffler - Mounted On Housing			
405-1889	1	Shield, Rain			
505-0043	2	Elbow, 90° (1½")			

SPECIAL PARTS LIST FOR **MODEL** 15.0RJC-4R **SPEC** 9471AB  
 FOR STANDARD PARTS REFER TO **CATALOG** 974-0220 **KEY NO.** 2  
 (PARTS CATALOG ALSO CONTAINS COMPONENTS FOR MAJOR OPTIONAL FEATURES LISTED BELOW)  
**WIRING DIAGRAM NO.** (ENG)612-5487-01(AC)612-5500-07

PART NO.	QTY.	DESCRIPTION	PART NO.	QTY.	DESCRIPTION
Housed Model					
LPG Vapor Carburetor					
Muffler Mounted On Housing					
Water Jacket Heater					
Oil Base Heater					
520-0798	4	Stud, Generator Through			
520-0790	1	Stud, Rotor Through			
301-2204	1	Panel, Control - Upper			
155-0360	1	Muffler, Critical Type			
155-0927	1	Tube, Exhaust			
140-0078	2	Bands, Muffler - Mounted On Housing			
405-1889	1	Shield, Rain			
505-0043	2	Elbow, 90° (1½")			

SPECIAL PARTS LIST FOR MODEL 15.0RJC-4XR SPEC 9471AB  
 FOR STANDARD PARTS REFER TO CATALOG 974-0220 KEY NO. 2  
 (PARTS CATALOG ALSO CONTAINS COMPONENTS FOR MAJOR OPTIONAL FEATURES LISTED BELOW)

WIRING DIAGRAM NO. (ENG) 612-5487-01 (AC) 612-5501-05

PART NO.	QTY.	DESCRIPTION	PART NO.	QTY.	DESCRIPTION
Housed Unit					
LPG Vapor Carburetor					
Muffler Mounted On Housing					
Water Jacket Heater					
Oil Base Heater					
520-0798	4	Stud, Generator Through			
520-0790	1	Stud, Rotor Through			
301-2308	1	Panel, Control - Upper			
155-0360	1	Muffler, Critical Type			
155-0927	1	Tube, Exhaust			
140-0078	2	Bands, Muffler - Mounted On Housing			
405-1889	1	Shield, Rain			
505-0043	2	Elbow, 90° (1½")			

SPECIAL PARTS LIST FOR MODEL 12.5RJC-4R SPEC 9473AA  
 FOR STANDARD PARTS REFER TO CATALOG 974-0220 KEY NO. 1  
 (PARTS CATALOG ALSO CONTAINS COMPONENTS FOR MAJOR OPTIONAL FEATURES LISTED BELOW)

WIRING DIAGRAM NO. (ENG) 612-2717-01(AC) 612-4816-06

PART NO.	QTY.	DESCRIPTION	PART NO.	QTY.	DESCRIPTION
Housed Model					
Gas - Gasoline Carburetor					
Muffler Mounted On Housing					
Water Jacket Heater					
Oil Base Heater					
504-0007	1	Cock, Shut Off - Fuel Pump			
502-0020	1	Elbow, Street Pipe - Fuel Pump			
332-0941	1	Tie, Cable - Solenoid Coil Assembly			
301-2204	1	Panel, Control - Upper			
155-0360	1	Muffler, Critical Type			
155-0927	1	Tube, Exhaust			
140-0078	2	Bands, Muffler - Mounted On Housing			
405-1889	1	Shield, Rain			
505-0043	2	Elbow, 90° (1½")			

SPECIAL PARTS LIST FOR **MODEL** 15.0RJC-4XR **SPEC** 9622AA  
 FOR STANDARD PARTS REFER TO **CATALOG** 974-0220 **KEY NO.** 2  
 (PARTS CATALOG ALSO CONTAINS COMPONENTS FOR MAJOR OPTIONAL FEATURES LISTED BELOW)

**WIRING DIAGRAM NO.** (ENG) 612-4134-01 (AC) 612-4817-02

PART NO.	QTY.	DESCRIPTION	PART NO.	QTY.	DESCRIPTION
LPG Vapor Carburetor					
520-0798	4	Stud, Generator Through			
520-0790	1	Stud, Rotor Through			
301-2308	1	Panel, Control - Upper			
307-1077	1	Relay, Time Delay - 3 Second			
323-0052	1	Socket, 8 Contact - Octal Type			



SPECIAL PARTS LIST FOR MODEL 12.5RJC-18R SPEC 9645AA  
 FOR STANDARD PARTS REFER TO CATALOG 974-0220 KEY NO. 1  
 (PARTS CATALOG ALSO CONTAINS COMPONENTS FOR MAJOR OPTIONAL FEATURES LISTED BELOW)  
 WIRING DIAGRAM NO. (ENG)612-2717-01(AC)612-4814-04

PART NO.	QTY.	DESCRIPTION	PART NO.	QTY.	DESCRIPTION
Housed Model LPG Vapor Carburetor Muffler Mounted On Housing					
301-2019	1	Panel, Control - Upper			
155-0360	1	Muffler, Critical Type			
155-0927	1	Tube, Exhaust			
140-0078	2	Bands, Muffler - Mounted On Housing			
405-1889	1	Shield, Rain			
505-0043	2	Elbow, 90° (1½")			

SPECIAL PARTS LIST FOR MODEL 12.5RJC-3CR SPEC 9660AA  
 FOR STANDARD PARTS REFER TO CATALOG 974-0220 KEY NO. 1  
 (PARTS CATALOG ALSO CONTAINS COMPONENTS FOR MAJOR OPTIONAL FEATURES LISTED BELOW)  
 WIRING DIAGRAM NO. (ENG) 612-2717-01 (AC) 612-4814-03

PART NO.	QTY.	DESCRIPTION	PART NO.	QTY.	DESCRIPTION
Housed Model LPG Vapor Carburetor Muffler Mounted On Housing Oil Base Heater Water Jacket Heater					
301-2019	1	Panel, Control - Upper			
155-0360	1	Muffler, Critical Type			
155-0927	1	Tube, Exhaust			
140-0078	2	Bands, Muffler - Mounted On Housing			
405-1889	1	Shield, Rain			
505-0043	2	Elbow, 90° (1½")			

SPECIAL PARTS LIST FOR **MODEL** 15.0RJC-18R **SPEC** 9660AA  
**FOR STANDARD PARTS REFER TO CATALOG** 974-0220 **KEY NO.** 2  
(PARTS CATALOG ALSO CONTAINS COMPONENTS FOR MAJOR OPTIONAL FEATURES LISTED BELOW)

**WIRING DIAGRAM NO.** (ENG) 612-2717-01 (AC) 612-4814-04

PART NO.	QTY.	DESCRIPTION	PART NO.	QTY.	DESCRIPTION
Housed Unit					
LPG Vapor Carburetor					
Muffler Mounted On Housing					
Water Jacket Heater					
Oil Base Heater					
520-0798	4	Stud, Generator Through			
520-0790	1	Stud, Rotor Through			
301-2019	1	Panel, Control - Upper			
155-0360	1	Muffler, Critical Type			
155-0927	1	Tube, Exhaust			
140-0078	2	Bands, Muffler - Mounted On Housing			
405-1889	1	Shield, Rain			
505-0043	2	Elbow, 90° (1½")			

SPECIAL PARTS LIST FOR MODEL 15.0RJC-18R SPEC 9660AB  
 FOR STANDARD PARTS REFER TO CATALOG 974-0220 KEY NO. 2  
 (PARTS CATALOG ALSO CONTAINS COMPONENTS FOR MAJOR OPTIONAL FEATURES LISTED BELOW)

WIRING DIAGRAM NO. (ENG)612-5487-01(AC)612-5485-04

PART NO.	QTY.	DESCRIPTION	PART NO.	QTY.	DESCRIPTION
Housed Unit					
LPG Vapor Carburetor					
Muffler Mounted On Housing					
Water Jacket Heater					
Oil Base Heater					
520-0798	4	Stud, Generator Through			
520-0790	1	Stud, Rotor Through			
301-2019	1	Panel, Control - Upper			
155-0360	1	Muffler, Critical Type			
155-0927	1	Tube, Exhaust			
140-0078	2	Bands, Muffler - Mounted On Housing			
405-1889	1	Shield, Rain			
505-0043	2	Elbow, 90° (1½")			

SPECIAL PARTS LIST FOR **MODEL** 15.0RJC-18R **SPEC** 9690AA  
 FOR STANDARD PARTS REFER TO **CATALOG** 974-0220 **KEY NO.** 2  
 (PARTS CATALOG ALSO CONTAINS COMPONENTS FOR MAJOR OPTIONAL FEATURES LISTED BELOW)  
**WIRING DIAGRAM NO.** (ENG) 612-2717-01 (AC) 612-4814-04

PART NO.	QTY.	DESCRIPTION	PART NO.	QTY.	DESCRIPTION
Housed Unit					
Mounted Fuel Tank					
Water Jacket Heater					
Oil Base Heater					
332-1924	1	Cable, Tie - Spark Plug Leads			
520-0798	4	Stud, Generator Through			
520-0790	1	Stud, Rotor Through			
301-2019	1	Panel, Control - Upper			
501-0005	1	Line, Fuel - Flex (18½" Lg.)			

SPECIAL PARTS LIST FOR **MODEL** 15.0RJC-18R **SPEC** 9690AB  
 FOR STANDARD PARTS REFER TO **CATALOG** 974-0220 **KEY NO.** 2  
 (PARTS CATALOG ALSO CONTAINS COMPONENTS FOR MAJOR OPTIONAL FEATURES LISTED BELOW)  
**WIRING DIAGRAM NO.** (ENG) 612-5487-01 (AC) 612-5485-04

PART NO.	QTY.	DESCRIPTION	PART NO.	QTY.	DESCRIPTION
Housed Unit					
Mounted Fuel Tank					
Water Jacket Heater					
Oil Base Heater					
520-0798	4	Stud, Generator Through			
520-0790	1	Stud, Rotor Through			
301-2019	1	Panel, Control - Upper			
501-0005	1	Line, Flex - Fuel (18½" Lg.)			

SPECIAL PARTS LIST FOR **MODEL** 15.0RJC-3R **SPEC** 9696AA  
 FOR STANDARD PARTS REFER TO **CATALOG** 974-0220 **KEY NO.** 2  
 (PARTS CATALOG ALSO CONTAINS COMPONENTS FOR MAJOR OPTIONAL FEATURES LISTED BELOW)

**WIRING DIAGRAM NO.** (ENG) 612-2717-01 (AC) 612-4815-02

PART NO.	QTY.	DESCRIPTION	PART NO.	QTY.	DESCRIPTION
		Natural Gas Carburetor			
		High Compression Pistons			
		Water Jacket Heater			
		Oil Base Heater			
301-2288	1	Panel, Control - Upper			

SPECIAL PARTS LIST FOR MODEL 15.0RJC-4R SPEC 9696AA  
 FOR STANDARD PARTS REFER TO CATALOG 974-0220 KEY NO. 2  
 (PARTS CATALOG ALSO CONTAINS COMPONENTS FOR MAJOR OPTIONAL FEATURES LISTED BELOW)  
 WIRING DIAGRAM NO. (ENG) 612-2717-01(AC) 612-4816-02

PART NO.	QTY.	DESCRIPTION	PART NO.	QTY.	DESCRIPTION
Natural Gas Carburetor High Compression Pistons Water Jacket Heater Oil Base Heater  520-0798     4     Stud, Generator Through 520-0790     1     Stud, Rotor Through 301-2204     1     Panel, Control - Upper					



SPECIAL PARTS LIST FOR **MODEL** 15.0RJC-4XR **SPEC** 9696AA  
 FOR STANDARD PARTS REFER TO **CATALOG** 974-0220 **KEY NO.** 2  
 (PARTS CATALOG ALSO CONTAINS COMPONENTS FOR MAJOR OPTIONAL FEATURES LISTED BELOW)

**WIRING DIAGRAM NO.** (ENG) 612-2717-01(AC) 612-4817-02

PART NO.	QTY.	DESCRIPTION	PART NO.	QTY.	DESCRIPTION
Natural Gas Carburetor					
High Compression Pistons					
Water Jacket Heater					
Oil Base Heater					
520-0798	4	Stud, Generator Through			
520-0790	1	Stud, Rotor Through			
301-2308	1	Panel, Control - Upper			

SPECIAL PARTS LIST FOR **MODEL** 15.0RJC-3R **SPEC** 9696AB  
 FOR STANDARD PARTS REFER TO **CATALOG** 974-0220 **KEY NO.** 2  
 (PARTS CATALOG ALSO CONTAINS COMPONENTS FOR MAJOR OPTIONAL FEATURES LISTED BELOW)

**WIRING DIAGRAM NO.** (ENG) 612-5487-01 (AC) 612-5486-02

PART NO.	QTY.	DESCRIPTION	PART NO.	QTY.	DESCRIPTION
		Natural Gas Carburetor			
		High Compression Pistons			
		Water Jacket Heater			
		Oil Base Heater			
301-2288	1	Panel, Control - Upper			

SPECIAL PARTS LIST FOR MODEL 15.0RJC-4XR SPEC 9696AB  
 FOR STANDARD PARTS REFER TO CATALOG 974-0220 KEY NO. 2  
 (PARTS CATALOG ALSO CONTAINS COMPONENTS FOR MAJOR OPTIONAL FEATURES LISTED BELOW)  
 WIRING DIAGRAM NO. (ENG) 612-5487-01(AC) 612-5501-02

PART NO.	QTY.	DESCRIPTION	PART NO.	QTY.	DESCRIPTION
Natural Gas Carburetor High Compression Pistons Water Jacket Heater Oil Base Heater  520-0798     4     Stud, Generator Through 520-0790     1     Stud, Rotor Through 301-2308     1     Panel, Control - Upper					

**WIRING DIAGRAM NO. (ENG)612-2717-01(AC)612-4815-06**

Housed Model  
Natural Gas Carburetor  
Water Jacket Heater

301-2288 1 Panel, Control - Upper

SPECIAL PARTS LIST FOR **MODEL** 15.0RIC-4XR **SPEC** 9709AA  
 FOR STANDARD PARTS REFER TO **CATALOG** 974-0220 **KEY NO.** 2  
 (PARTS CATALOG ALSO CONTAINS COMPONENTS FOR MAJOR OPTIONAL FEATURES LISTED BELOW)

**WIRING DIAGRAM NO.** (ENG) 612-2717-01 (AC) 612-4817-05

PART NO.	QTY.	DESCRIPTION	PART NO.	QTY.	DESCRIPTION
Housed Unit					
LPG Vapor Carburetor					
Water Jacket Heater					
Oil Base Heater					
520-0798	4	Stud, Generator Through			
520-0790	1	Stud, Rotor Through			
301-2308	1	Panel, Control - Upper			

SPECIAL PARTS LIST FOR MODEL 15.0RJC-3R SPEC 9793AA  
 FOR STANDARD PARTS REFER TO CATALOG 974-0220 KEY NO. 2  
 (PARTS CATALOG ALSO CONTAINS COMPONENTS FOR MAJOR OPTIONAL FEATURES LISTED BELOW)

WIRING DIAGRAM NO. (ENG) 612-2717-01 (AC) 612-4815-07

PART NO.	QTY.	DESCRIPTION	PART NO.	QTY.	DESCRIPTION
Housed Model					
Muffler Mounted On Housing					
Overspeed Cut Off					
301-2288	1	Panel, Control - Upper			
155-0360	1	Muffler, Critical Type			
155-0927	1	Tube, Exhaust			
140-0078	2	Bands, Muffler - Mounted On Housing			
405-1889	1	Shield, Rain			
505-0043	2	Elbow, 90° (1½")			

SPECIAL PARTS LIST FOR MODEL 15.0RJC-4XR SPEC 9793AA  
 FOR STANDARD PARTS REFER TO CATALOG 974-0220 KEY NO. 2  
 (PARTS CATALOG ALSO CONTAINS COMPONENTS FOR MAJOR OPTIONAL FEATURES LISTED BELOW)

WIRING DIAGRAM NO. (ENG) 612-2717-01 (AC) 612-4817-05

PART NO.	QTY.	DESCRIPTION	PART NO.	QTY.	DESCRIPTION
Housed Unit					
Muffler Mounted On Housing					
Overspeed Cut Off					
520-0798	4	Stud, Generator Through			
520-0790	1	Stud, Rotor Through			
301-2308	1	Panel, Control - Upper			
155-0360	1	Muffler, Critical Type			
155-0927	1	Tube, Exhaust			
140-0078	2	Bands, Muffler - Mounted On Housing			
405-1889	1	Shield, Rain			
505-0043	2	Elbow, 90° (1½")			

SPECIAL PARTS LIST FOR **MODEL** 15.0RJC-4XR **SPEC** 9812AB  
 FOR STANDARD PARTS REFER TO **CATALOG** 974-0220 **KEY NO.** 2  
 (PARTS CATALOG ALSO CONTAINS COMPONENTS FOR MAJOR OPTIONAL FEATURES LISTED BELOW)  
**WIRING DIAGRAM NO.** (ENG) 612-5487-01 (AC) 612-5501-05

PART NO.	QTY.	DESCRIPTION	PART NO.	QTY.	DESCRIPTION
Housed Unit					
Day Tank					
Water Jacket Heater					
Oil Base Heater					
504-0007	1	Cock, Shut Off - Fuel Pump			
502-0020	1	Elbow, Street Pipe - Fuel Pump			
520-0798	4	Stud, Generator Through			
520-0790	1	Stud, Rotor Through			
301-2308	1	Panel, Control - Upper			



SPECIAL PARTS LIST FOR MODEL 15.0RJC-3R SPEC 9820AA  
 FOR STANDARD PARTS REFER TO CATALOG 974-0220 KEY NO. 2  
 (PARTS CATALOG ALSO CONTAINS COMPONENTS FOR MAJOR OPTIONAL FEATURES LISTED BELOW)  
 WIRING DIAGRAM NO. (ENG) 612-2717-01 (AC) 612-4815-07

PART NO.	QTY.	DESCRIPTION	PART NO.	QTY.	DESCRIPTION
Housed Model Gas - Gasoline Carburetor Mounted Fuel Tank Water Jacket Heater Oil Base Heater  332-0941      1    Tie, Cable - Solenoid Coil Assembly 301-2288      1    Panel, Control - Upper 501-0005      1    Line, Flex - Fuel (18½" Lg.)					

SPECIAL PARTS LIST FOR MODEL 15.0RJC-3R SPEC 9871AA  
 FOR STANDARD PARTS REFER TO CATALOG 974-0220 KEY NO. 2  
 (PARTS CATALOG ALSO CONTAINS COMPONENTS FOR MAJOR OPTIONAL FEATURES LISTED BELOW)

WIRING DIAGRAM NO. (ENG) 612-2717-01 (AC) 612-4815-07

PART NO.	QTY.	DESCRIPTION	PART NO.	QTY.	DESCRIPTION
Housed Model					
Muffler Mounted On Housing					
Day Tank					
301-2288	1	Panel, Control - Upper			
155-0360	1	Muffler, Critical Type			
155-0927	1	Tube, Exhaust			
140-0078	2	Bands, Muffler - Mounted On Housing			
405-1889	1	Shield, Rain			
505-0043	2	Elbow, 90° (1½")			

SPECIAL PARTS LIST FOR MODEL 12.5RJC-4R SPEC 9872AA  
 FOR STANDARD PARTS REFER TO CATALOG 974-0220 KEY NO. 3  
 (PARTS CATALOG ALSO CONTAINS COMPONENTS FOR MAJOR OPTIONAL FEATURES LISTED BELOW)

WIRING DIAGRAM NO. (ENG) 612-2717-01 (AC) 612-4816-01

PART NO.	QTY.	DESCRIPTION	PART NO.	QTY.	DESCRIPTION
		City Water Cooled			
		Water Cooled Manifold			
		Natural Gas Carburetor			
517-0059	1	Plug, Expansion (1-7/16" OD)			
503-0478	1	Hose, Water Inlet, 9" Lg.			
505-0376	1	Elbow, 45° (3/8")			
301-2204	1	Panel, Control - Upper			

SPECIAL PARTS LIST FOR MODEL 12.5RJC-4R131 SPEC 9872AA  
 FOR STANDARD PARTS REFER TO CATALOG 974-0220 KEY NO. 3  
 (PARTS CATALOG ALSO CONTAINS COMPONENTS FOR MAJOR OPTIONAL FEATURES LISTED BELOW)  
 WIRING DIAGRAM NO. (ENG) 612-4872-01 (AC) 612-4816-01

PART NO.	QTY.	DESCRIPTION	PART NO.	QTY.	DESCRIPTION
Note: Pennsylvania Approved LPG Vapor Carburetor City Water Cooled Water Cooled Manifold					
517-0059	1	Plug, Expansion (1-7/16" OD)			
503-0478	1	Hose, Water Inlet, (9" Lg.)			
505-0376	1	Elbow, 45° (3/8")			
301-2204	1	Panel, Control - Upper			
308-0005	1	Switch, Selector - Toggle			
332-0795	1	Block, Terminal (16 Place)			
332-0862	1	Strip, Marker - For 16 Place Block			
301-2895	1	Panel, Control - Lower			
149-0558	1	Strainer, Regulator			
307-0829	1	Kit, Coil Replacement			
416-0325	1	Hydrometer, 3 Color Scale - Battery Tester			
307-0833	1	Valve, Solenoid - Electric			
504-0019	1	Valve, Lock Shield - Manual			

SPECIAL PARTS LIST FOR MODEL 15.0RJC-4R131 SPEC 9872AA  
 FOR STANDARD PARTS REFER TO CATALOG 974-0220 KEY NO. 4  
 (PARTS CATALOG ALSO CONTAINS COMPONENTS FOR MAJOR OPTIONAL FEATURES LISTED BELOW)  
 WIRING DIAGRAM NO. (ENG) 612-4872-01 (AC) 612-4816-02

PART NO.	QTY.	DESCRIPTION	PART NO.	QTY.	DESCRIPTION
----------	------	-------------	----------	------	-------------

Note: Pennsylvania Approved  
 City Water Cooled  
 Water Cooled Manifold  
 LPG Vapor Carburetor

517-0059	1	Plug, Expansion (1-7/16" OD)
503-0478	1	Hose, Water Inlet - 9" Lg.
520-0798	4	Stud, Generator Through
520-0790	1	Stud, Rotor Through
301-2204	1	Panel, Control - Upper
301-2895	1	Panel, Control - Lower
308-0005	1	Switch, Selector
332-0862	1	Strip, Marker
332-0795	1	Block, Terminal - Engine
149-0558	1	Strainer, Regulator
307-0829	1	Kit, Coil Replacement
416-0325	1	Hydrometer, 3 Color Scale - Battery Tester

SPECIAL PARTS LIST FOR MODEL 15.0RJC-4XR131 SPEC 9872AA  
 FOR STANDARD PARTS REFER TO CATALOG 974-0220 KEY NO. 4  
 (PARTS CATALOG ALSO CONTAINS COMPONENTS FOR MAJOR OPTIONAL FEATURES LISTED BELOW)  
 WIRING DIAGRAM NO. (ENG) 612-4872-01 (AC) 612-4817-02

PART NO.	QTY.	DESCRIPTION	PART NO.	QTY.	DESCRIPTION
Note: Pennsylvania Approved LPG Vapor Carburetor City Water Cooled Water Cooled Manifold					
517-0059	1	Plug, Expansion (1-7/16" OD)			
503-0478	1	Hose, Water Inlet - 9" Lg.			
520-0798	4	Stud, Generator Through			
520-0790	1	Stud, Rotor Through			
301-2308	1	Panel, Control - Upper			
301-2895	1	Panel, Control - Lower			
308-0005	1	Switch, Selector			
332-0862	1	Strip, Marker			
332-0795	1	Block, Terminal - Engine			
149-0558	1	Strainer, Regulator			
307-0829	1	Kit, Coil Replacement			
416-0325	1	Hydrometer, 3 Color Scale - Battery Tester			

SPECIAL PARTS LIST FOR **MODEL** 15.0RJC-3R **SPEC** 9889AB  
 FOR STANDARD PARTS REFER TO **CATALOG** 974-0220 **KEY NO.** 2  
 (PARTS CATALOG ALSO CONTAINS COMPONENTS FOR MAJOR OPTIONAL FEATURES LISTED BELOW)  
**WIRING DIAGRAM NO.** (ENG)612-5487-01(AC)612-5486-07

PART NO.	QTY.	DESCRIPTION	PART NO.	QTY.	DESCRIPTION
Housed Model Gas - Gasoline Carburetor Water Jacket Heater Oil Base Heater  332-0941      1    Tie, Cable - Solenoid Coil Assembly 301-2288      1    Panel, Control - Upper					

SPECIAL PARTS LIST FOR **MODEL** 15.0RJC-4XR **SPEC** 10026AA  
FOR STANDARD PARTS REFER TO **CATALOG** 974-0220 **KEY NO.** 2  
(PARTS CATALOG ALSO CONTAINS COMPONENTS FOR MAJOR OPTIONAL FEATURES LISTED BELOW)

**WIRING DIAGRAM NO.** (ENG) 612-2717-01 (AC) 612-4817-05

PART NO.	QTY.	DESCRIPTION	PART NO.	QTY.	DESCRIPTION
		Housed Unit			
		LPG Liquid Carburetor			
		Water Jacket Heater			
		Oil Base Heater			
520-0798	4	Stud, Generator Through			
520-0790	1	Stud, Rotor Through			
301-2308	1	Panel, Control - Upper			



SPECIAL PARTS LIST FOR **MODEL** 15.0RJC-5DR **SPEC** 10026AA  
 FOR STANDARD PARTS REFER TO **CATALOG** 974-0220 **KEY NO.** 2  
 (PARTS CATALOG ALSO CONTAINS COMPONENTS FOR MAJOR OPTIONAL FEATURES LISTED BELOW)

**WIRING DIAGRAM NO.** (ENG) 612-2717-01 (AC) 612-4818-07

PART NO.	QTY.	DESCRIPTION	PART NO.	QTY.	DESCRIPTION
Housed Unit					
LPG Liquid Carburetor					
Water Jacket Heater					
Oil Base Heater					
520-0798	4	Stud, Generator Through			
520-0790	1	Stud, Rotor Through			
301-2204	1	Panel, Control - Upper			

SPECIAL PARTS LIST FOR MODEL 15.0RJC-4XR SPEC 10026AB  
FOR STANDARD PARTS REFER TO CATALOG 974-0220 KEY NO. 2  
(PARTS CATALOG ALSO CONTAINS COMPONENTS FOR MAJOR OPTIONAL FEATURES LISTED BELOW)

WIRING DIAGRAM NO. (ENG) 612-5487-01 (AC) 612-5501-05

PART NO.	QTY.	DESCRIPTION	PART NO.	QTY.	DESCRIPTION
		Housed Unit			
		LPG Liquid Carburetor			
		Water Jacket Heater			
		Oil Base Heater			
520-0798	4	Stud, Generator Through			
520-0790	1	Stud, Rotor Through			
301-2308	1	Panel, Control - Upper			

SPECIAL PARTS LIST FOR **MODEL** 12.5RJC-3R **SPEC** 10233AA  
FOR STANDARD PARTS REFER TO **CATALOG** 974-0220 **KEY NO.** 1  
(PARTS CATALOG ALSO CONTAINS COMPONENTS FOR MAJOR OPTIONAL FEATURES LISTED BELOW)

**WIRING DIAGRAM NO.** (ENG)612-2717-01(AC)612-4815-06

PART NO.	QTY.	DESCRIPTION	PART NO.	QTY.	DESCRIPTION
Housed Model Natural Gas Carburetor					
301-2288	1	Panel, Control - Upper			

SPECIAL PARTS LIST FOR **MODEL** 15.0RJC-3R **SPEC** 10233AA  
 FOR STANDARD PARTS REFER TO **CATALOG** 974-0220 **KEY NO.** 2  
 (PARTS CATALOG ALSO CONTAINS COMPONENTS FOR MAJOR OPTIONAL FEATURES LISTED BELOW)  
**WIRING DIAGRAM NO.** (ENG) 612-2717-01 (AC) 612-4815-07

PART NO.	QTY.	DESCRIPTION	PART NO.	QTY.	DESCRIPTION
Housed Model					
LPG Liquid Carburetor					
301-2288	1	Panel, Control - Upper			

SPECIAL PARTS LIST FOR **MODEL** 15.0RJC-4R **SPEC** 10233AA  
 FOR STANDARD PARTS REFER TO **CATALOG** 974-0220 **KEY NO.** 2  
 (PARTS CATALOG ALSO CONTAINS COMPONENTS FOR MAJOR OPTIONAL FEATURES LISTED BELOW)

**WIRING DIAGRAM NO.** (ENG) 612-2717-01 (AC) 612-4816-07

PART NO.	QTY.	DESCRIPTION	PART NO.	QTY.	DESCRIPTION
Housed Model LPG Liquid Carburetor					
520-0798	4	Stud, Generator Through			
520-0790	1	Stud, Rotor Through			
301-2204	1	Panel, Control - Upper			

SPECIAL PARTS LIST FOR MODEL 15.0RJJC-3CR SPEC 10265AA  
 FOR STANDARD PARTS REFER TO CATALOG 974-0220 KEY NO. 4  
 (PARTS CATALOG ALSO CONTAINS COMPONENTS FOR MAJOR OPTIONAL FEATURES LISTED BELOW)  
 WIRING DIAGRAM NO. (ENG) 612-2717-01 (AC) 612-4814-01

PART NO.	QTY.	DESCRIPTION	PART NO.	QTY.	DESCRIPTION
		City Water Cooled			
		Water Cooled Manifold			
		Heat Exchanger			
		LPG Vapor Carburetor			
130-0813	1	Line, Water			
502-0257	1	Tee, Brass - Exhaust Manifold (3/8" Pipe)			
517-0059	1	Plug, Expansion (1-7/16" OD)			
503-0478	1	Hose, Water Inlet, 9" Lg.			
301-2019	1	Panel, Control - Upper			

SPECIAL PARTS LIST FOR **MODEL** 12.5RJC-18R **SPEC** 10303AA  
 FOR STANDARD PARTS REFER TO **CATALOG** 974-0220 **KEY NO.** 3  
 (PARTS CATALOG ALSO CONTAINS COMPONENTS FOR MAJOR OPTIONAL FEATURES LISTED BELOW)

**WIRING DIAGRAM NO.** (ENG) 612-4134-01 (AC) 612-4814-02

PART NO.	QTY.	DESCRIPTION	PART NO.	QTY.	DESCRIPTION
Natural Gas Carburetor City Water Cooled Water Cooled Manifold					
517-0059	1	Plug, Expansion (1-7/16" OD)			
503-0478	1	Hose, Water Inlet, 9" Lg.			
505-0376	1	Elbow (3/8" X 45°)			
301-2019	1	Panel, Control - Upper			
307-1077	1	Relay, Time Delay - 3 Second			
323-0052	1	Socket, 8 Contact - Octal Type			

SPECIAL PARTS LIST FOR MODEL 15.0RJC-18R31 SPEC 10303AA  
 FOR STANDARD PARTS REFER TO CATALOG 974-0220 KEY NO. 4  
 (PARTS CATALOG ALSO CONTAINS COMPONENTS FOR MAJOR OPTIONAL FEATURES LISTED BELOW)

WIRING DIAGRAM NO. (ENG) 612-4134-01 (AC) 612-5226-01

PART NO.	QTY.	DESCRIPTION	PART NO.	QTY.	DESCRIPTION
Note: Pennsylvania Approved Natural Gas Carburetor City Water Cooled Water Cooled Manifold High Compression Pistons					
517-0059	1	Plug, Expansion - Exhaust Manifold			
503-0478	1	Hose, Water Inlet - 9" Lg.			
520-0798	4	Stud, Generator Through			
520-0790	1	Stud, Rotor Through			
307-1077	1	Relay, Time Delay - 3 Second			
323-0052	1	Socket, 8 Contact - Octal Type			
301-1788	1	Panel, Control - Upper			
149-0558	1	Strainer, Regulator			
307-0829	1	Kit, Coil Replacement			
416-0325	1	Hydrometer, 3 Color Scale - Battery Tester			
307-0833	1	Valve, Solenoid - Electric			
504-0019	1	Valve, Lock Shield - Manual			



SPECIAL PARTS LIST FOR MODEL 12.5RJC-3R SPEC 10409AA  
 FOR STANDARD PARTS REFER TO CATALOG 974-0220 KEY NO. 1  
 (PARTS CATALOG ALSO CONTAINS COMPONENTS FOR MAJOR OPTIONAL FEATURES LISTED BELOW)  
 WIRING DIAGRAM NO. (ENG) 612-2718-01 (AC) 612-4815-01

PART NO.	QTY.	DESCRIPTION	PART NO.	QTY.	DESCRIPTION
LPG Vapor Carburetor					
Overspeed Cut Off					
Low Oil Pressure Cut Off					
High Water Temperature Cut Off					
Overcrank Cut Off					
307-0655	3	Relay, Emergency Latching			
320-0259	1	Relay, Cranking Limiter			
301-2125	1	Panel, Control - Lower			
322-0004	4	Lamp, Plant, Low Oil			
		Pressure, High Water			
		Temperature, Overspeed			
322-0069	4	Holder, Lamp			
332-0795	1	Block, Terminal (16 Place)			
332-0862	1	Strip, Marker - For 16 Place			
		Block			
301-2288	1	Panel, Control - Upper			

SPECIAL PARTS LIST FOR **MODEL** 15.0RJC-3R31 **SPEC** 10409AA  
**FOR STANDARD PARTS REFER TO CATALOG** 974-0220 **KEY NO.** 2  
(PARTS CATALOG ALSO CONTAINS COMPONENTS FOR MAJOR OPTIONAL FEATURES LISTED BELOW)  
**WIRING DIAGRAM NO.** (ENG)612-2718-01(AC)612-4815-02

PART NO.	QTY.	DESCRIPTION	PART NO.	QTY.	DESCRIPTION
Note: Pennsylvania Approved Natural Gas Carburetor High Compression Pistons Overspeed Cut Off Low Oil Pressure Cut Off High Water Temperature Cut Off Overcrank Cut Off					
307-0655	3	Relay, Emergency Latching			
301-2125	1	Panel, Control - Lower			
322-0004	4	Lamp, Plant, Low Oil Pressure, High Water Temperature, Overspeed			
322-0069	4	Holder, Lamp			
332-0795	1	Block, Terminal - 16 Place			
332-0862	1	Strip, Marker (For 16 Place Block)			
301-2288	1	Panel, Control - Upper			
149-0558	1	Strainer, Regulator			
307-0829	1	Kit, Coil Replacement			
416-0325	1	Hydrometer, 3 Color Scale - Battery Tester			

SPECIAL PARTS LIST FOR MODEL 12.5RJC-4R SPEC 10409AA  
 FOR STANDARD PARTS REFER TO CATALOG 974-0220 KEY NO. 1  
 (PARTS CATALOG ALSO CONTAINS COMPONENTS FOR MAJOR OPTIONAL FEATURES LISTED BELOW)

WIRING DIAGRAM NO. (ENG) 612-2718-01 (AC) 612-4816-01

PART NO.	QTY.	DESCRIPTION	PART NO.	QTY.	DESCRIPTION
		Natural Gas Carburetor			
		Overspeed Cut Off			
		Low Oil Pressure Cut Off			
		High Water Temperature Cut Off			
		Overcrank Cut Off			
301-2204	1	Panel, Control - Upper			
307-0655	3	Relay, Emergency Latching			
320-0259	1	Relay, Cranking Limiter			
301-2125	1	Panel, Control - Lower			
322-0004	4	Lamp, Plant, Low Oil Pressure			
		High Water Temperature,			
		Overspeed			
322-0069	4	Holder, Lamp			
332-0795	1	Block, Terminal (16 Place)			
332-0862	1	Strip, Marker - For 16 Place			
		Block			

PART NO.	QTY.	DESCRIPTION	PART NO.	QTY.	DESCRIPTION
		Housed Model			
		Mounted Fuel Tank			
		Water Jacket Heater			
		Oil Base Heater			
332-1924	1	Cable, Tie - Spark Plug Leads			
520-0798	4	Stud, Generator Through			
520-0790	1	Stud, Rotor Through			
301-2204	1	Panel, Control - Upper			
501-0005	1	Line, Fuel - Flex, 18½" Lg.			

SPECIAL PARTS LIST FOR **MODEL** 12.5RJC-4R **SPEC** 10418AB  
 FOR STANDARD PARTS REFER TO **CATALOG** 974-0220 **KEY NO.** 1  
 (PARTS CATALOG ALSO CONTAINS COMPONENTS FOR MAJOR OPTIONAL FEATURES LISTED BELOW)

**WIRING DIAGRAM NO.** (ENG) 612-5487-01(AC) 612-5500-06

PART NO.	QTY.	DESCRIPTION	PART NO.	QTY.	DESCRIPTION
Housed Model					
Mounted Fuel Tank					
Water Jacket Heater					
Oil Base Heater					
301-2204	1	Panel, Control - Upper			
501-0005	1	Line, Flex (18½" Lg.)			

SPECIAL PARTS LIST FOR **MODEL** 15.0RJC-3R **SPEC** 10425AA  
 FOR STANDARD PARTS REFER TO **CATALOG** 974-0220 **KEY NO.** 2  
 (PARTS CATALOG ALSO CONTAINS COMPONENTS FOR MAJOR OPTIONAL FEATURES LISTED BELOW)  
**WIRING DIAGRAM NO.** (ENG) 612-2717-01 (AC) 612-4815-07

PART NO.	QTY.	DESCRIPTION	PART NO.	QTY.	DESCRIPTION
Housed Model Gas - Gasoline Carburetor					
504-0007	1	Cock, Shut Off - Fuel Pump			
502-0020	1	Elbow, Street - Fuel Pump			
332-0941	1	Tie, Cable - Solenoid Coil Assembly			
301-2288	1	Panel, Control ~ Upper			

SPECIAL PARTS LIST FOR MODEL 15.0RJC-5DR SPEC 10462AA  
 FOR STANDARD PARTS REFER TO CATALOG 974-0220 KEY NO. 2  
 (PARTS CATALOG ALSO CONTAINS COMPONENTS FOR MAJOR OPTIONAL FEATURES LISTED BELOW)  
 WIRING DIAGRAM NO. (ENG) 612-4134-01 (AC) 612-4818-02

PART NO.	QTY.	DESCRIPTION	PART NO.	QTY.	DESCRIPTION
Water Jacket Heater					
Oil Base Heater					
332-1924	1	Cable, Tie - Spark Plug Leads			
520-0798	4	Stud, Generator Through			
520-0790	1	Stud, Rotor Through			
301-2204	1	Panel, Control - Upper			
307-1077	1	Relay, Time Delay - 3 Second			
323-0052	1	Socket, 8 Contact - Octal Type			

SPECIAL PARTS LIST FOR MODEL 15.0RJC-3CR SPEC 10577AA  
 FOR STANDARD PARTS REFER TO CATALOG 974-0220 KEY NO. 2  
 (PARTS CATALOG ALSO CONTAINS COMPONENTS FOR MAJOR OPTIONAL FEATURES LISTED BELOW)  
 WIRING DIAGRAM NO. (ENG)612-2717-01(AC)612-4814-03

PART NO.	QTY.	DESCRIPTION	PART NO.	QTY.	DESCRIPTION
Housed Model					
LPG Liquid Carburetor					
Muffler Mounted On Housing					
Water Jacket Heater					
Oil Base Heater					
301-2019	1	Panel, Control - Upper			
155-0360	1	Muffler, Critical Type			
155-0927	1	Tube, Exhaust			
140-0078	2	Bands, Muffler - Mounted On Housing			
405-1889	1	Shield, Rain			
505-0043	2	Elbow, 90° (1½")			



SPECIAL PARTS LIST FOR **MODEL** 15.0RJC-18R **SPEC** 10577AA  
 FOR STANDARD PARTS REFER TO **CATALOG** 974-0220 **KEY NO.** 2  
 (PARTS CATALOG ALSO CONTAINS COMPONENTS FOR MAJOR OPTIONAL FEATURES LISTED BELOW)

**WIRING DIAGRAM NO.** (ENG)612-2717-01(AC)612-4814-04

PART NO.	QTY.	DESCRIPTION	PART NO.	QTY.	DESCRIPTION
Housed Unit					
LPG Liquid Carburetor					
Muffler Mounted On Housing					
Water Jacket Heater					
Oil Base Heater					
520-0798	4	Stud, Generator Through			
520-0790	1	Stud, Rotor Through			
301-2019	1	Panel, Control - Upper			
155-0360	1	Muffler, Critical Type			
155-0927	1	Tube, Exhaust			
140-0078	2	Bands, Muffler - Mounted On Housing			
405-1889	1	Shield, Rain			
505-0043	2	Elbow, 90° (1½")			

SPECIAL PARTS LIST FOR **MODEL** 15.0RJC-3CR **SPEC** 10682AA  
 FOR STANDARD PARTS REFER TO **CATALOG** 974-0220 **KEY NO.** 2  
 (PARTS CATALOG ALSO CONTAINS COMPONENTS FOR MAJOR OPTIONAL FEATURES LISTED BELOW)  
**WIRING DIAGRAM NO.** (ENG)612-2717-01(AC)612-4814-01

PART NO.	QTY.	DESCRIPTION	PART NO.	QTY.	DESCRIPTION
Combination Carburetor - LPG Vapor & Gasoline					
504-0007	1	Cock, Shut Off - Fuel Pump			
502-0020	1	Elbow, Street - Fuel Pump			
332-0941	1	Tie, Cable - Solenoid Coil Assembly			
301-2019	1	Panel, Control - Upper			

SPECIAL PARTS LIST FOR **MODEL** 15.0RJC-3CR **SPEC** 10809AA  
 FOR STANDARD PARTS REFER TO **CATALOG** 974-0220 **KEY NO.** 2  
 (PARTS CATALOG ALSO CONTAINS COMPONENTS FOR MAJOR OPTIONAL FEATURES LISTED BELOW)  
**WIRING DIAGRAM NO.** (ENG)612-2717-01(AC)612-4814-01

PART NO.	QTY.	DESCRIPTION	PART NO.	QTY.	DESCRIPTION
Housed Model Natural Gas Carburetor Muffler Mounted On Housing High Compression Pistons Water Jacket Heater Oil Base Heater					
301-2019	1	Panel, Control - Upper			
155-0360	1	Muffler, Critical Type			
155-0927	1	Tube, Exhaust			
140-0078	2	Bands, Muffler - Mounted On Housing			
405-1889	1	Shield, Rain			
505-0043	2	Elbow, 90° (1½")			

SPECIAL PARTS LIST FOR MODEL 15.0RJC-18R SPEC 10809AA  
 FOR STANDARD PARTS REFER TO CATALOG 974-0220 KEY NO. 2  
 (PARTS CATALOG ALSO CONTAINS COMPONENTS FOR MAJOR OPTIONAL FEATURES LISTED BELOW)

WIRING DIAGRAM NO. (ENG) 612-2717-01 (AC) 612-4814-04

PART NO.	QTY.	DESCRIPTION	PART NO.	QTY.	DESCRIPTION
Housed Unit					
Muffler Mounted On Housing					
Natural Gas Carburetor					
High Compression Pistons					
Oil Base Heater					
Water Jacket Heater					
520-0798	4	Stud, Generator Through			
520-0790	1	Stud, Rotor Through			
301-2019	1	Panel, Control - Upper			
155-0360	1	Muffler, Critical Type			
155-0927	1	Tube, Exhaust			
140-0078	2	Bands, Muffler - Mounted On			
		Housing			
405-1889	1	Shield, Rain			
505-0043	2	Elbow, 90° (1½")			

SPECIAL PARTS LIST FOR **MODEL** 15.0RJC-5DR **SPEC** 10815AA  
 FOR STANDARD PARTS REFER TO **CATALOG** 974-0220 **KEY NO.** 2  
 (PARTS CATALOG ALSO CONTAINS COMPONENTS FOR MAJOR OPTIONAL FEATURES LISTED BELOW)

**WIRING DIAGRAM NO.** (ENG) 612-2717-01(AC) 612-4818-02

PART NO.	QTY.	DESCRIPTION	PART NO.	QTY.	DESCRIPTION
LPG Liquid Carburetor					
Water Jacket Heater					
Oil Base Heater					
520-0798	4	Stud, Generator Through			
520-0790	1	Stud, Rotor Through			
301-2204	1	Panel, Control - Upper			

SPECIAL PARTS LIST FOR **MODEL** 15.0RJC-4R **SPEC** 10833AA  
 FOR STANDARD PARTS REFER TO **CATALOG** 974-0220 **KEY NO.** 2  
 (PARTS CATALOG ALSO CONTAINS COMPONENTS FOR MAJOR OPTIONAL FEATURES LISTED BELOW)

**WIRING DIAGRAM NO.** (ENG) 612-4134-01 (AC) 612-4816-02

PART NO.	QTY.	DESCRIPTION	PART NO.	QTY.	DESCRIPTION
LPG Liquid Carburetor					
Water Jacket Heater					
Oil Base Heater					
520-0798	4	Stud, Generator Through			
520-0790	1	Stud, Rotor Through			
307-1077	1	Relay, Time Delay - 3 Second			
323-0052	1	Socket, 8 Contact - Octal Type			
301-2204	1	Panel, Control - Upper			

SPECIAL PARTS LIST FOR MODEL 12.5RJC-3R SPEC 10835AA  
 FOR STANDARD PARTS REFER TO CATALOG 974-0220 KEY NO. 1  
 (PARTS CATALOG ALSO CONTAINS COMPONENTS FOR MAJOR OPTIONAL FEATURES LISTED BELOW)

WIRING DIAGRAM NO. (ENG) 612-2717-01 (AC) 612-4815-06

PART NO.	QTY.	DESCRIPTION	PART NO.	QTY.	DESCRIPTION
Housed Model					
Natural Gas Carburetor					
Muffler Mounted On Housing					
155-0360	1	Muffler, Critical Type			
155-0927	1	Tube, Exhaust			
140-0078	2	Bands, Muffler - Mounted On Housing			
405-1889	1	Shield, Rain			
505-0043	2	Elbow, 90° (1½")			
301-2288	1	Panel, Control - Upper			

SPECIAL PARTS LIST FOR MODEL 15.0RJC-3R SPEC 10835AA  
 FOR STANDARD PARTS REFER TO CATALOG 974-0220 KEY NO. 2  
 (PARTS CATALOG ALSO CONTAINS COMPONENTS FOR MAJOR OPTIONAL FEATURES LISTED BELOW)  
 WIRING DIAGRAM NO. (ENG) 612-2717-01 (AC) 612-4815-07

PART NO.	QTY.	DESCRIPTION	PART NO.	QTY.	DESCRIPTION
Housed Model Muffler Mounted On Housing LPG Vapor Carburetor					
301-2288	1	Panel, Control - Upper			
155-0360	1	Muffler, Critical Type			
155-0927	1	Tube, Exhaust			
140-0078	2	Bands, Muffler - Mounted On Housing			
405-1889	1	Shield, Rain			
505-0043	2	Elbow, 90° (1½")			



SPECIAL PARTS LIST FOR **MODEL** 12.5RJC-4R **SPEC** 10835AA  
 FOR STANDARD PARTS REFER TO **CATALOG** 974-0220 **KEY NO.** 1  
 (PARTS CATALOG ALSO CONTAINS COMPONENTS FOR MAJOR OPTIONAL FEATURES LISTED BELOW)

**WIRING DIAGRAM NO.** (ENG) 612-2717-01 (AC) 612-4816-06

PART NO.	QTY.	DESCRIPTION	PART NO.	QTY.	DESCRIPTION
Housed Model					
Natural Gas Carburetor					
Muffler Mounted On Housing					
301-2204	1	Panel, Control - Upper			
155-0360	1	Muffler, Critical Type			
155-0927	1	Tube, Exhaust			
140-0078	2	Bands, Muffler - Mounted On Housing			
405-1889	1	Shield, Rain			
505-0043	2	Elbow, 90° (1½")			

SPECIAL PARTS LIST FOR **MODEL** 15.0RJC-4R **SPEC** 10835AA  
 FOR STANDARD PARTS REFER TO **CATALOG** 974-0220 **KEY NO.** 2  
 (PARTS CATALOG ALSO CONTAINS COMPONENTS FOR MAJOR OPTIONAL FEATURES LISTED BELOW)

**WIRING DIAGRAM NO.** (ENG)612-2717-01(AC)612-4816-07

PART NO.	QTY.	DESCRIPTION	PART NO.	QTY.	DESCRIPTION
Housed Model					
Muffler Mounted On Housing					
LPG - Vapor Carburetor					
520-0798	4	Stud, Generator Through			
520-0790	1	Stud, Rotor Through			
301-2204	1	Panel, Control - Upper			
155-0360	1	Muffler, Critical Type			
155-0927	1	Tube, Exhaust			
140-0078	2	Bands, Muffler - Mounted On Housing			
405-1889	1	Shield, Rain			
505-0043	2	Elbow, 90° (1½")			

The following catalog  
has gaps in its page  
numbers, or doesn't  
have any numbers.  
We have chosen to  
leave the page  
numbering in the  
order that Acrobat  
assigns it.

SPECIAL PARTS LIST FOR **MODEL** 12.5RJC-4R **SPEC** 1699AA  
 FOR STANDARD PARTS REFER TO **CATALOG** 974-0220 **KEY NO.** 1  
 (PARTS CATALOG ALSO CONTAINS COMPONENTS FOR MAJOR OPTIONAL FEATURES LISTED BELOW)  
**WIRING DIAGRAM NO.** (ENC) 612-2717-01 (AC) 612-4816-01

PART NO.	QTY.	DESCRIPTION	PART NO.	QTY.	DESCRIPTION
		Natural Gas Carburetor			
301-2204	1	Panel, Control - Upper			

SPECIAL PARTS LIST FOR MODEL 12.5RJC-4R SPEC 1699AB  
FOR STANDARD PARTS REFER TO CATALOG 974-0220 KEY NO. 1  
(PARTS CATALOG ALSO CONTAINS COMPONENTS FOR MAJOR OPTIONAL FEATURES LISTED BELOW)

WIRING DIAGRAM NO. (ENG)612-5487-01(AC)612-5500-01

PART NO.	QTY.	DESCRIPTION	PART NO.	QTY.	DESCRIPTION
		Natural Gas Carburetor			
301-2204	1	Panel, Control - Upper			

SPECIAL PARTS LIST FOR **MODEL** 12.5RJC-4XR **SPEC** 1699AB  
FOR STANDARD PARTS REFER TO **CATALOG** 974-0220 **KEY NO.** 1  
(PARTS CATALOG ALSO CONTAINS COMPONENTS FOR MAJOR OPTIONAL FEATURES LISTED BELOW)

**WIRING DIAGRAM NO.** (ENG) 612-5487-01 (AC) 612-5501-01

PART NO.	QTY.	DESCRIPTION	PART NO.	QTY.	DESCRIPTION
		Natural Gas Carburetor			
301-2308	1	Panel, Control - Upper			

SPECIAL PARTS LIST FOR MODEL 15.0RJC-3R SPEC 1786AA  
 FOR STANDARD PARTS REFER TO CATALOG 974-0220 KEY NO. 2  
 (PARTS CATALOG ALSO CONTAINS COMPONENTS FOR MAJOR OPTIONAL FEATURES LISTED BELOW)  
 WIRING DIAGRAM NO. (ENG) 612-2717-01 (AC) 612-4815-02

PART NO.	QTY.	DESCRIPTION	PART NO.	QTY.	DESCRIPTION
Gas - Gasoline Carburetor					
504-0007	1	Cock, Shut Off - Fuel Pump			
502-0020	1	Elbow, Street - Fuel Pump			
332-0941	1	Tie, Cable - Solenoid Coil Assembly			
301-2288	1	Panel, Control - Upper			

SPECIAL PARTS LIST FOR MODEL 15.0RJC-18R SPEC 1860AA  
 FOR STANDARD PARTS REFER TO CATALOG 974-0220 KEY NO. 4  
 (PARTS CATALOG ALSO CONTAINS COMPONENTS FOR MAJOR OPTIONAL FEATURES LISTED BELOW)  
 WIRING DIAGRAM NO. (ENG) 612-4372-01 (AC) 612-4814-02

PART NO.	QTY.	DESCRIPTION	PART NO.	QTY.	DESCRIPTION
Gas - Gasoline Carburetor					
City Water Cooled					
Water Cooled Manifold					
154-1224	1	Manifold, Intake			
148-0367	1	Switch, Vacuum - Regulator			
502-0053	1	Elbow, Street - Vacuum Switch			
517-0059	1	Plug, Expansion - Exhaust			
		Manifold (1-7/16" OD)			
332-0941	1	Tie, Cable - Solenoid Coil			
		Assembly			
503-0478	1	Hose, Water Inlet - 9" Lg.			
520-0798	4	Stud, Generator Through			
520-0790	1	Stud, Rotor Through			
301-2019	1	Panel, Control - Upper			



SPECIAL PARTS LIST FOR **MODEL** 12.5RJC-3CR **SPEC** 1932AA  
FOR STANDARD PARTS REFER TO **CATALOG** 974-0220 **KEY NO.** 1  
(PARTS CATALOG ALSO CONTAINS COMPONENTS FOR MAJOR OPTIONAL FEATURES LISTED BELOW)

**WIRING DIAGRAM NO.** (ENG) 612-2717-01 (AC) 612-4814-01

PART NO.	QTY.	DESCRIPTION	PART NO.	QTY.	DESCRIPTION
		LPG Liquid Gas Carburetor			
301-2019	1	Panel, Control - Upper			

SPECIAL PARTS LIST FOR **MODEL** 12.5RJC-3CR **SPEC** 1933AA  
 FOR STANDARD PARTS REFER TO **CATALOG** 974-0220 **KEY NO.** 1  
 (PARTS CATALOG ALSO CONTAINS COMPONENTS FOR MAJOR OPTIONAL FEATURES LISTED BELOW)  
**WIRING DIAGRAM NO.** (ENG) 612-2717-01 (AC) 612-4814-01

PART NO.	QTY.	DESCRIPTION	PART NO.	QTY.	DESCRIPTION
		Natural Gas Carburetor			
301-2019	1	Panel, Control - Upper			



SPECIAL PARTS LIST FOR MODEL 12.5RJC-3CR31 SPEC 1933AA  
 FOR STANDARD PARTS REFER TO CATALOG 974-0220 KEY NO. 1  
 (PARTS CATALOG ALSO CONTAINS COMPONENTS FOR MAJOR OPTIONAL FEATURES LISTED BELOW)  
 WIRING DIAGRAM NO. (ENG) 612-4872-01(AC) 612-5225-01

PART NO.	QTY.	DESCRIPTION	PART NO.	QTY.	DESCRIPTION
----------	------	-------------	----------	------	-------------

Note: Pennsylvania Approved  
 Natural Gas Carburetor  
 High Compression Pistons

308-0005	1	Switch, Selector - Toggle
332-0795	1	Block, Terminal (16 Place)
332-0862	1	Strip, Marker - For 16 Place Block
301-2895	1	Panel, Control - Lower
301-1788	1	Panel, Control - Upper
149-0558	1	Strainer, Regulator
307-0829	1	Kit, Coil Replacement
416-0325	1	Hydrometer, 3 Color Scale - Battery Tester

SPECIAL PARTS LIST FOR **MODEL** 12.5RJC-18R **SPEC** 1933AA  
FOR STANDARD PARTS REFER TO **CATALOG** 974-0220 **KEY NO.** 1  
(PARTS CATALOG ALSO CONTAINS COMPONENTS FOR MAJOR OPTIONAL FEATURES LISTED BELOW)

**WIRING DIAGRAM NO.** (ENG)612-2717-01(AC)612-4814-02

PART NO.	QTY.	DESCRIPTION	PART NO.	QTY.	DESCRIPTION
		Natural Gas Carburetor			
301-2019	1	Panel, Control - Upper			

SPECIAL PARTS LIST FOR MODEL 15.0RJC-18R31 SPEC 1933AA  
 FOR STANDARD PARTS REFER TO CATALOG 974-0220 KEY NO. 2  
 (PARTS CATALOG ALSO CONTAINS COMPONENTS FOR MAJOR OPTIONAL FEATURES LISTED BELOW)  
 WIRING DIAGRAM NO. (ENG)612-4872-01(AC)612-5226-01

PART NO.	QTY.	DESCRIPTION	PART NO.	QTY.	DESCRIPTION
Note: Pennsylvania Approved Natural Gas Carburetor High Compression Pistons					
520-0798	4	Stud, Generator Through			
520-0790	1	Stud, Rotor Through			
301-1788	1	Panel, Control - Upper			
301-2895	1	Panel, Control - Lower			
308-0005	1	Switch, Selector			
332-0862	1	Strip, Marker			
332-0795	1	Block, Terminal - Engine			
149-0558	1	Strainer, Regulator			
307-0829	1	Kit, Coil Replacement			
416-0325	1	Hydrometer, 3 Color Scale - Battery Tester			

SPECIAL PARTS LIST FOR **MODEL** 12.5RJC-18R **SPEC** 1954AA  
 FOR STANDARD PARTS REFER TO **CATALOG** 974-0220 **KEY NO.** 1  
 (PARTS CATALOG ALSO CONTAINS COMPONENTS FOR MAJOR OPTIONAL FEATURES LISTED BELOW)

**WIRING DIAGRAM NO.** (ENG) 612-2717-01 (AC) 612-4814-02

PART NO.	QTY.	DESCRIPTION	PART NO.	QTY.	DESCRIPTION
Natural Gas Carburetor Water Jacket Heater Oil Base Heater  301-2019      1    Panel, Control - Upper					

SPECIAL PARTS LIST FOR MODEL 15.0RJC-4R SPEC 2072AA  
 FOR STANDARD PARTS REFER TO CATALOG 974-0220 KEY NO. 2  
 (PARTS CATALOG ALSO CONTAINS COMPONENTS FOR MAJOR OPTIONAL FEATURES LISTED BELOW)

WIRING DIAGRAM NO. (ENG) 612-2717-01(AC) 612-4816-02

PART NO.	QTY.	DESCRIPTION	PART NO.	QTY.	DESCRIPTION
Water Jacket Heater					
Oil Base Heater					
332-1924	1	Cable, Tie - Spark Plug Leads			
520-0798	4	Stud, Generator Through			
520-0790	1	Stud, Rotor Through			
301-2204	1	Panel, Control - Upper			

SPECIAL PARTS LIST FOR **MODEL** 15.0RJC-3R **SPEC** 2072AB  
FOR STANDARD PARTS REFER TO **CATALOG** 974-0220 **KEY NO.** 2  
(PARTS CATALOG ALSO CONTAINS COMPONENTS FOR MAJOR OPTIONAL FEATURES LISTED BELOW)

**WIRING DIAGRAM NO.** (ENG) 612-5487-01 (AC) 612-5486-02

PART NO.	QTY.	DESCRIPTION	PART NO.	QTY.	DESCRIPTION
		Water Jacket Heater			
		Oil Base Heater			
301-2288	1	Panel, Control - Upper			



Dated March 1, 1979

Revised \_\_\_\_\_

Page 1 of 1  
Redistribution or publication of this document  
by any means, is strictly prohibited.



SPECIAL PARTS LIST FOR MODEL 15.0RJC-4R SPEC 2072AB  
 FOR STANDARD PARTS REFER TO CATALOG 974-0220 KEY NO. 2  
 (PARTS CATALOG ALSO CONTAINS COMPONENTS FOR MAJOR OPTIONAL FEATURES LISTED BELOW)

WIRING DIAGRAM NO. (ENG) 612-5487-01 (AC) 612-5500-02

PART NO.	QTY.	DESCRIPTION	PART NO.	QTY.	DESCRIPTION
Water Jacket Heater					
Oil Base Heater					
520-0798	4	Stud, Generator Through			
520-0790	1	Stud, Rotor Through			
301-2204	1	Panel, Control - Upper			

SPECIAL PARTS LIST FOR **MODEL** 12.5RJC-3R **SPEC** 2090AA  
FOR STANDARD PARTS REFER TO **CATALOG** 974-0220 **KEY NO.** 1  
(PARTS CATALOG ALSO CONTAINS COMPONENTS FOR MAJOR OPTIONAL FEATURES LISTED BELOW)

**WIRING DIAGRAM NO.** (ENG) 612-2717-01 (AC) 612-4815-01

PART NO.	QTY.	DESCRIPTION	PART NO.	QTY.	DESCRIPTION
		Natural Gas Carburetor			
301-2288	1	Panel, Control - Upper			

SPECIAL PARTS LIST FOR MODEL 12.5RJC-3R SPEC 2122AB  
FOR STANDARD PARTS REFER TO CATALOG 974-0220 KEY NO. 1  
(PARTS CATALOG ALSO CONTAINS COMPONENTS FOR MAJOR OPTIONAL FEATURES LISTED BELOW)

WIRING DIAGRAM NO. (ENG)612-5487-01(AC)612-5486-01

PART NO.	QTY.	DESCRIPTION	PART NO.	QTY.	DESCRIPTION
		Day Tank Reservoir			
		Water Jacket Heater			
		Oil Base Heater			
301-2288	1	Panel, Control - Upper			

SPECIAL PARTS LIST FOR **MODEL** 12.5RJC-4R **SPEC** 2122AB  
 FOR STANDARD PARTS REFER TO **CATALOG** 974-0220 **KEY NO.** 1  
 (PARTS CATALOG ALSO CONTAINS COMPONENTS FOR MAJOR OPTIONAL FEATURES LISTED BELOW)  
**WIRING DIAGRAM NO.** (ENG) 612-5487-01 (AC) 612-5500-01

PART NO.	QTY.	DESCRIPTION	PART NO.	QTY.	DESCRIPTION
Day Tank					
Water Jacket Heater					
Oil Base Heater					
502-0075	1	Elbow, Street			
301-2204	1	Panel, Control - Upper			

SPECIAL PARTS LIST FOR **MODEL** 15.0RJC-4XR **SPEC** 2122AB  
 FOR STANDARD PARTS REFER TO **CATALOG** 974-0220 **KEY NO.** 2  
 (PARTS CATALOG ALSO CONTAINS COMPONENTS FOR MAJOR OPTIONAL FEATURES LISTED BELOW)  
**WIRING DIAGRAM NO.** (ENG) 612-5487-01(AC) 612-5501-02

PART NO.	QTY.	DESCRIPTION	PART NO.	QTY.	DESCRIPTION
Day Tank					
Water Jacket Heater					
Oil Base Heater					
520-0798	4	Stud, Generator Through			
520-0790	1	Stud, Rotor Through			
301-2308	1	Panel, Control - Upper			

SPECIAL PARTS LIST FOR **MODEL** 12.5RJC-3R **SPEC** 2191AA  
 FOR STANDARD PARTS REFER TO **CATALOG** 974-0220 **KEY NO.** 3  
 (PARTS CATALOG ALSO CONTAINS COMPONENTS FOR MAJOR OPTIONAL FEATURES LISTED BELOW)  
**WIRING DIAGRAM NO.** (ENG) 612-2717-01 (AC) 612-4815-01

PART NO.	QTY.	DESCRIPTION	PART NO.	QTY.	DESCRIPTION
Natural Gas Carburetor					
City Water Cooled					
Heat Exchanger					
502-0257	1	Tee, Brass (3/8" Pipe)			
517-0059	1	Plug, Expansion (1-7/16" OD)			
503-0478	1	Hose, Water Inlet, 9" Lg.			
130-0813	1	Line, Water - Expansion Tank			
301-2288	1	Panel, Control - Upper			

SPECIAL PARTS LIST FOR **MODEL** 12.5RJC-4R **SPEC** 2191AA  
 FOR STANDARD PARTS REFER TO **CATALOG** 974-0220 **KEY NO.** 3  
 (PARTS CATALOG ALSO CONTAINS COMPONENTS FOR MAJOR OPTIONAL FEATURES LISTED BELOW)

**WIRING DIAGRAM NO.** (ENG) 612-2717-01 (AC) 612-4816-01

PART NO.	QTY.	DESCRIPTION	PART NO.	QTY.	DESCRIPTION
		Natural Gas Carburetor			
		City Water Cooled			
		Water Cooled Manifold			
		Heat Exchanger			
130-0813	1	Line, Water - Expansion Tank To Exhaust Manifold			
502-0257	1	Tee, Pipe (3/8") Brass - Exhaust Manifold			
517-0059	1	Plug, Expansion (1-7/16" OD)			
503-0478	1	Hose, Water Inlet, - 9" Lg.			
301-2204	1	Panel, Control - Upper			

SPECIAL PARTS LIST FOR **MODEL** 12.5RJC-18R **SPEC** 2809AB  
 FOR STANDARD PARTS REFER TO **CATALOG** 974-0220 **KEY NO.** 1  
 (PARTS CATALOG ALSO CONTAINS COMPONENTS FOR MAJOR OPTIONAL FEATURES LISTED BELOW)  
**WIRING DIAGRAM NO.** (ENG) 612-5487-01 (AC) 612-5485-02

PART NO.	QTY.	DESCRIPTION	PART NO.	QTY.	DESCRIPTION
		Natural Gas Carburetor			
		Water Jacket Heater			
		Oil Base Heater			
301-2019	1	Panel, Control - Upper			



SPECIAL PARTS LIST FOR **MODEL** 15.0RJC-4R **SPEC** 2839AA  
 FOR STANDARD PARTS REFER TO **CATALOG** 974-0220 **KEY NO.**       
 (PARTS CATALOG ALSO CONTAINS COMPONENTS FOR MAJOR OPTIONAL FEATURES LISTED BELOW)  
**WIRING DIAGRAM NO.** (ENG) 612-2717-01(AC) 612-4816-02

PART NO.	QTY.	DESCRIPTION	PART NO.	QTY.	DESCRIPTION
City Water Cooled Water Cooled Manifold Heat Exchanger					
520-0798	4	Stud, Generator Through			
520-0790	1	Stud, Rotor Through			
517-0059	1	Plug, Expansion - Exhaust Manifold (1-7/16" OD)			
503-0478	1	Hose, Water Inlet - 9" Lg.			
505-0376	1	Elbow, 45° (3/8")			
502-0257	1	Tee, Brass - Exhaust Manifold (3/8" Pipe)			
301-2204	1	Panel, Control - Upper			

SPECIAL PARTS LIST FOR **MODEL** 15.0RJC-4R **SPEC** 3296AA  
 FOR STANDARD PARTS REFER TO **CATALOG** 974-0220 **KEY NO.** 4  
 (PARTS CATALOG ALSO CONTAINS COMPONENTS FOR MAJOR OPTIONAL FEATURES LISTED BELOW)  
**WIRING DIAGRAM NO.** (ENG) 612-2717-01 (AC) 612-4816-02

PART NO.	QTY.	DESCRIPTION	PART NO.	QTY.	DESCRIPTION
City Water Cooled Water Cooled Manifold Heat Exchanger					
502-0257	1	Tee - Brass (3/8" Pipe) Drain Cock			
517-0059	1	Plug, Expansion - Exhaust Manifold (1-7/16" OD)			
332-0941	1	Tie, Cable - Solenoid Coil			
503-0478	1	Hose, Water Inlet - 9" Lg.			
520-0798	4	Stud, Generator Through			
520-0790	1	Stud, Rotor Through			
301-2204	1	Panel, Control - Upper			

SPECIAL PARTS LIST FOR MODEL 15.0RJC-4XR SPEC 3948AB  
 FOR STANDARD PARTS REFER TO CATALOG 974-0220 KEY NO. 2  
 (PARTS CATALOG ALSO CONTAINS COMPONENTS FOR MAJOR OPTIONAL FEATURES LISTED BELOW)  
 WIRING DIAGRAM NO. (ENG) 612-5487-01 (AC) 612-5501-05

PART NO.	QTY.	DESCRIPTION	PART NO.	QTY.	DESCRIPTION
Housed Unit					
Gas - Gasoline Carburetor					
Mounted Fuel Tank					
332-0941	1	Cable, Tie - Solenoid			
520-0798	4	Stud, Generator Through			
520-0790	1	Stud, Rotor Through			
301-2308	1	Panel, Control - Upper			
501-0005	1	Line, Fuel - Flex (18½" Lg.)			

SPECIAL PARTS LIST FOR **MODEL** 15.0RJC-3CR **SPEC** 3980AA  
 FOR STANDARD PARTS REFER TO **CATALOG** 974-0220 **KEY NO.** 2  
 (PARTS CATALOG ALSO CONTAINS COMPONENTS FOR MAJOR OPTIONAL FEATURES LISTED BELOW)

**WIRING DIAGRAM NO.** (ENG)612-2717-01(AC)612-4814-01

PART NO.	QTY.	DESCRIPTION	PART NO.	QTY.	DESCRIPTION
Natural Gas Carburetor High Compression Pistons					
301-2019	1	Panel, Control - Upper			

SPECIAL PARTS LIST FOR **MODEL** 15.0RJC-9XR **SPEC** 3980AA  
 FOR STANDARD PARTS REFER TO **CATALOG** 974-0220 **KEY NO.** 2  
 (PARTS CATALOG ALSO CONTAINS COMPONENTS FOR MAJOR OPTIONAL FEATURES LISTED BELOW)  
**WIRING DIAGRAM NO.** (ENG) 612-2717-01 (AC) 612-4951-02

PART NO.	QTY.	DESCRIPTION	PART NO.	QTY.	DESCRIPTION
Natural Gas Carburetor High Compression Pistons					
301-2019	1	Panel, Control - Upper			

SPECIAL PARTS LIST FOR MODEL 15.0RJG-18R SPEC 3980AA  
FOR STANDARD PARTS REFER TO CATALOG 974-0220 KEY NO. 2  
(PARTS CATALOG ALSO CONTAINS COMPONENTS FOR MAJOR OPTIONAL FEATURES LISTED BELOW)

WIRING DIAGRAM NO. (ENG) 612-2717-01 (AC) 612-4814-02

PART NO.	QTY.	DESCRIPTION	PART NO.	QTY.	DESCRIPTION
		Natural Gas Carburetor			
		High Compression Pistons			
520-0798	4	Stud, Generator Through			
520-0790	1	Stud, Rotor Through			
301-2019	1	Panel, Control - Upper			

PART NO.	QTY.	DESCRIPTION	PART NO.	QTY.	DESCRIPTION
Natural Gas Carburetor					
High Compression Pistons					
520-0798	4	Stud, Generator Through			
520-0790	1	Stud, Rotor Through			
301-2019	1	Panel, Control - Upper			

SPECIAL PARTS LIST FOR **MODEL** 15.0RJC-3CR **SPEC** 3980AB  
 FOR STANDARD PARTS REFER TO **CATALOG** 974-0220 **KEY NO.** 2  
 (PARTS CATALOG ALSO CONTAINS COMPONENTS FOR MAJOR OPTIONAL FEATURES LISTED BELOW)

**WIRING DIAGRAM NO.** (ENG) 612-5487-01 (AC) 612-5485-01

PART NO.	QTY.	DESCRIPTION	PART NO.	QTY.	DESCRIPTION
Natural Gas Carburetor High Compression Pistons  301-2019      1    Panel, Control - Upper					



SPECIAL PARTS LIST FOR **MODEL** 12.5RJC-3R **SPEC** 4400AA  
FOR STANDARD PARTS REFER TO **CATALOG** 974-0220 **KEY NO.** 1  
(PARTS CATALOG ALSO CONTAINS COMPONENTS FOR MAJOR OPTIONAL FEATURES LISTED BELOW)

**WIRING DIAGRAM NO.** (ENG)612-2717-01(AC)612-4815-01

PART NO.	QTY.	DESCRIPTION	PART NO.	QTY.	DESCRIPTION
		Overspeed Cut Off			
301-2288	1	Panel, Control - Upper			

FOR STANDARD PARTS REFER TO **CATALOG** 974-0220 **KEY NO.** 2  
(PARTS CATALOG ALSO CONTAINS COMPONENTS FOR MAJOR OPTIONAL FEATURES LISTED BELOW)

**WIRING DIAGRAM NO.** (ENG)612-5487-01(AC)612-5502-02

PART NO.	QTY.	DESCRIPTION	PART NO.	QTY.	DESCRIPTION
Overspeed Cut Off					
520-0728	4	Stud, Generator Through			
520-0790	1	Stud, Rotor Through			
301-2204	1	Panel, Control - Upper			

SPECIAL PARTS LIST FOR **MODEL** 15.0RJC-4R **SPEC** 4560AB  
 FOR STANDARD PARTS REFER TO **CATALOG** 974-0220 **KEY NO.** 2  
 (PARTS CATALOG ALSO CONTAINS COMPONENTS FOR MAJOR OPTIONAL FEATURES LISTED BELOW)  
**WIRING DIAGRAM NO.** (ENG) 612-5487-01 (AC) 612-5500-02

PART NO.	QTY.	DESCRIPTION	PART NO.	QTY.	DESCRIPTION
Overspeed Cut Off					
520-0798	4	Stud, Generator Through			
520-0790	1	Stud, Rotor Through			
301-2204	1	Panel, Control - Upper			

SPECIAL PARTS LIST FOR MODEL 15.0RJC-18R SPEC 4576AA  
 FOR STANDARD PARTS REFER TO CATALOG 974-0220 KEY NO. 2  
 (PARTS CATALOG ALSO CONTAINS COMPONENTS FOR MAJOR OPTIONAL FEATURES LISTED BELOW)  
 WIRING DIAGRAM NO. (ENG) 612-2717-01 (AC) 612-4814-02

PART NO.	QTY.	DESCRIPTION	PART NO.	QTY.	DESCRIPTION
Overspeed Cut Off					
520-0798	4	Stud, Generator Through			
520-0790	1	Stud, Rotor Through			
301-2019	1	Panel, Control - Upper			

SPECIAL PARTS LIST FOR **MODEL** 15.0RJC-3R **SPEC** 4688AA  
 FOR STANDARD PARTS REFER TO **CATALOG** 974-0220 **KEY NO.** 2  
 (PARTS CATALOG ALSO CONTAINS COMPONENTS FOR MAJOR OPTIONAL FEATURES LISTED BELOW)

**WIRING DIAGRAM NO.** (ENG) 612-2717-01 (AC) 612-4815-02

PART NO.	QTY.	DESCRIPTION	PART NO.	QTY.	DESCRIPTION
Gas - Gasoline Carburetor					
Water Jacket Heater					
Oil Base Heater					
504-0007	1	Cock, Shut Off - Fuel Pump			
502-0020	1	Elbow, Street - Fuel Pump			
332-0941	1	Tie, Cable - Solenoid Coil Assembly			
301-2288	1	Panel, Control - Upper			

SPECIAL PARTS LIST FOR **MODEL** 15.0RJC-4R **SPEC** 4688AA  
FOR STANDARD PARTS REFER TO **CATALOG** 974-0220 **KEY NO.** 2  
(PARTS CATALOG ALSO CONTAINS COMPONENTS FOR MAJOR OPTIONAL FEATURES LISTED BELOW)

**WIRING DIAGRAM NO.** (ENG) 612-2717-01 (AC) 612-4816-02

PART NO.	QTY.	DESCRIPTION	PART NO.	QTY.	DESCRIPTION
Gas - Gasoline Carburetor					
Water Jacket Heater					
Oil Base Heater					
332-0941	1	Tie, Cable - Solenoid Coil			
520-0798	4	Stud, Generator Through			
520-0790	1	Stud, Rotor Through			
301-2204	1	Panel, Control - Upper			

SPECIAL PARTS LIST FOR MODEL 15.0RJC-4R SPEC 4697S  
 FOR STANDARD PARTS REFER TO CATALOG 974-0220 KEY NO. 2  
 (PARTS CATALOG ALSO CONTAINS COMPONENTS FOR MAJOR OPTIONAL FEATURES LISTED BELOW)  
 WIRING DIAGRAM NO. (ENG)612-2717-01(AC)612-2727-04

PART NO.	QTY.	DESCRIPTION	PART NO.	QTY.	DESCRIPTION
Overspeed Cut Off					
502-0043	1	Elbow, Male - Inverted			
120-0551	1	Cup Assembly - Oil Pump Intake			
167-0504	4	Plug, Spark			
211-0152	1	End Bell, Exciter Adapter			
220-0835	1	Stator Assembly, Wound			
515-0103	1	Key, Fan			
518-0015	1	Ring, Retaining			
517-0093	2	Button, Dot ( $\frac{1}{2}$ " )			
301-2204	1	Panel, Control, Upper			
337-0044	1	Strap, Ground			
301-0648	1	Plate, Ground			

SPECIAL PARTS LIST FOR **MODEL** 12.5RJC-4R **SPEC** 4761AA  
 FOR STANDARD PARTS REFER TO **CATALOG** 974-0220 **KEY NO.** 3  
 (PARTS CATALOG ALSO CONTAINS COMPONENTS FOR MAJOR OPTIONAL FEATURES LISTED BELOW)

**WIRING DIAGRAM NO.** (ENG) 612-2717-01(AC) 612-4816-01

PART NO.	QTY.	DESCRIPTION	PART NO.	QTY.	DESCRIPTION
		Natural Gas Carburetor			
		City Water Cooled			
		Water Cooled Manifold			
		Water Jacket Heater			
		Oil Base Heater			
517-0059	1	Plug, Expansion (1-7/16" OD)			
503-0478	1	Hose, Water Inlet, 9" Lg.			
301-2204	1	Panel, Control - Upper			



SPECIAL PARTS LIST FOR **MODEL** 12.5RJC-4R31 **SPEC** 4901AA  
**FOR STANDARD PARTS REFER TO CATALOG** 974-0220 **KEY NO.** 3  
(PARTS CATALOG ALSO CONTAINS COMPONENTS FOR MAJOR OPTIONAL FEATURES LISTED BELOW)  
**WIRING DIAGRAM NO.** (ENG) 612-4872-01 (AC) 612-4816-01

PART NO.	QTY.	DESCRIPTION	PART NO.	QTY.	DESCRIPTION
<p>Note: Pennsylvania Approved  City Water Cooled  Water Cooled Manifold To Accomodate Water  Sensing Bulb  Natural Gas Carburetor</p>					
517-0059	1	Plug, Expansion (1-7/16" OD)			
503-0478	1	Hose, Water Inlet. 9" Lg.			
130-0813	1	Line, Water			
502-0257	1	Tee, Brass - 3/8" Pipe			
503-0032	1	Clamp, Hose			
130-0695	1	Expansion Chamber Assembly (For Complete Replacement) Includes Unlisted Miscellaneous Hardware Items			
130-0574	1	Chamber, Expansion			
130-0670	1	Plate, Cover - Water Expansion Chamber			
130-0519	1	Gasket, Cover Plate			
502-0103	1	Connector, Expansion Chamber			
502-0080	2	Plug, Pipe - Brass (1/8") Square Head			
502-0155	1	Plug (3/8")			
502-0037	1	Elbow, Inverted Male			
505-0130	1	Plug, Square Head (3/4")			
301-2204	1	Panel, Control - Upper			
308-0005	1	Switch, Selector - Toggle			
332-0795	1	Block, Terminal - 16 Place			
332-0862	1	Strip, Marker (For 16 Place Block)			
301-2895	1	Panel, Control - Lower			
149-0558	1	Strainer, Regulator			
307-0829	1	Kit, Coil Replacement			
416-0325	1	Hydrometer, 3 Color Scale - Battery Tester			
307-0833	1	Valve, Solenoid - Electric			
504-0019	1	Valve, Lock Shield - Manual			



**Power  
Generation**

Date: March 1, 1979

Revised

Redistribution or publication of this document  
in any form means, it is strictly prohibited. 1

SPECIAL PARTS LIST FOR MODEL 15.0RJC-4XR SPEC 5076AA  
 FOR STANDARD PARTS REFER TO CATALOG 974-0220 KEY NO. 2  
 (PARTS CATALOG ALSO CONTAINS COMPONENTS FOR MAJOR OPTIONAL FEATURES LISTED BELOW)

WIRING DIAGRAM NO. (ENG) 612-2865-01 (AC) 612-4817-02

PART NO.	QTY.	DESCRIPTION	PART NO.	QTY.	DESCRIPTION
Water Jacket Heater					
Oil Base Heater					
332-1924	1	Cable, Tie - High Tension Lead Set			
520-0798	4	Stud, Generator Through			
520-0790	1	Stud, Rotor Through			
301-2308	1	Panel, Control - Upper			
307-0734	1	Relay, Cycle Cranker - 5 Second			
307-0696	1	Relay, 10 Second			
323-0052	2	Socket, 8 Contact - Octal Type			
353-0015	1	Resistor, 3.5 Ohm - 10 Watt			



**Power  
Generation**

Dated March 1. 1979

Revised

Redistribution or publication of this document  
 by any means, is strictly prohibited.

Page 1 of 1

SPECIAL PARTS LIST FOR MODEL 12.5RJC-9XR SPEC 5246AA  
 FOR STANDARD PARTS REFER TO CATALOG 974-0220 KEY NO. 3  
 (PARTS CATALOG ALSO CONTAINS COMPONENTS FOR MAJOR OPTIONAL FEATURES LISTED BELOW)

WIRING DIAGRAM NO. (ENG) 612-2717-01 (AC) 612-4892-01

PART NO.	QTY.	DESCRIPTION	PART NO.	QTY.	DESCRIPTION
		City Water Cooled			
		Water Cooled Manifold			
		Overspeed Cut Off			
526-0022	2	Washer, Flat - Thermostat Cover (9/16" OD X 1/16" Thk)			
517-0059	1	Plug, Expansion - Exhaust Manifold			
503-0478	1	Hose, Water Inlet, 9" Lg.			
505-0376	1	Elbow, 45° (3/8")			
301-3736	1	Panel, Control - Upper			
320-0551	1	Circuit Breaker, 25 Amp, 3 Pole, 600 Volt, 17.5 Kw			

SPECIAL PARTS LIST FOR MODEL 15.0RJC-3R SPEC 5364AA  
FOR STANDARD PARTS REFER TO CATALOG 974-0220 KEY NO. 2  
(PARTS CATALOG ALSO CONTAINS COMPONENTS FOR MAJOR OPTIONAL FEATURES LISTED BELOW)

WIRING DIAGRAM NO. (ENG) 625-1363-01 (AC) 612-5076-01

PART NO.	QTY.	DESCRIPTION	PART NO.	QTY.	DESCRIPTION
Remote Mounted Controls					
301-2288	1	Panel, Control - Upper			
301-1535	1	Box, Control			
301-1195	1	Panel, Control - Upper			
320-0505	1	Circuit Breaker - Field			
332-0333	1	Block, Terminal			
332-0499	1	Strip, Marker			

SPECIAL PARTS LIST FOR **MODEL** 15.0RJC-3R **SPEC** 5415AA  
 FOR STANDARD PARTS REFER TO **CATALOG** 974-0220 **KEY NO.** 2  
 (PARTS CATALOG ALSO CONTAINS COMPONENTS FOR MAJOR OPTIONAL FEATURES LISTED BELOW)  
**WIRING DIAGRAM NO.** (ENG)612-2717-G1(AC)612-4815-02

PART NO.	QTY.	DESCRIPTION	PART NO.	QTY.	DESCRIPTION
Natural Gas Carburetor High Compression Pistons					
301-2288	1	Panel, Control - Upper			

SPECIAL PARTS LIST FOR **MODEL** 12.5RJC-4R **SPEC** 5415AA  
 FOR STANDARD PARTS REFER TO **CATALOG** 974-0220 **KEY NO.** 1  
 (PARTS CATALOG ALSO CONTAINS COMPONENTS FOR MAJOR OPTIONAL FEATURES LISTED BELOW)  
**WIRING DIAGRAM NO.** (ENG) 612-2717-01 (AC) 612-4816-01

PART NO.	QTY.	DESCRIPTION	PART NO.	QTY.	DESCRIPTION
Natural Gas Carburetor High Compression Pistons					
301-2204	1	Panel, Control - Upper			

SPECIAL PARTS LIST FOR **MODEL** 15.0RJC-4R **SPEC** 5415AA  
 FOR STANDARD PARTS REFER TO **CATALOG** 974-0220 **KEY NO.** 2  
 (PARTS CATALOG ALSO CONTAINS COMPONENTS FOR MAJOR OPTIONAL FEATURES LISTED BELOW)  
**WIRING DIAGRAM NO.** (ENG) 612-2717-01 (AC) 612-4816-02

PART NO.	QTY.	DESCRIPTION	PART NO.	QTY.	DESCRIPTION
Natural Gas Carburetor					
High Compression Pistons					
520-0798	4	Stud, Generator Through			
520-0790	1	Stud, Rotor Through			
301-2204	1	Panel, Control - Upper			

SPECIAL PARTS LIST FOR **MODEL** 15.0RJC-4XR **SPEC** 5415AA  
 FOR STANDARD PARTS REFER TO **CATALOG** 974-0220 **KEY NO.** 2  
 (PARTS CATALOG ALSO CONTAINS COMPONENTS FOR MAJOR OPTIONAL FEATURES LISTED BELOW)

**WIRING DIAGRAM NO.** (ENG)612-2717-01(AC)612-4817-02

PART NO.	QTY.	DESCRIPTION	PART NO.	QTY.	DESCRIPTION
Natural Gas Carburetor					
High Compression Pistons					
520-0798	4	Stud, Generator Through			
520-0790	1	Stud, Rotor Through			
301-2308	1	Panel, Control - Upper			



**WIRING DIAGRAM NO.** (ENG) 612-2717-01(AC) 612-4892-02

# Natural Gas Carburetor High Compression Pistons

301-3736	1	Panel, Control - Upper
320-0551	1	Breaker, Circuit - 25 Amp, 3 Pole, 600 Vac

PART NO.	QTY.	DESCRIPTION	PART NO.	QTY.	DESCRIPTION
Natural Gas Carburetor					
High Compression Pistons					
520-0798	4	Stud, Generator Through			
520-0790	1	Stud, Rotor Through			
301-2204	1	Panel, Control - Upper			

SPECIAL PARTS LIST FOR **MODEL** 15.0RJC-4R **SPEC** 5499S  
 FOR STANDARD PARTS REFER TO **CATALOG** 974-0220 **KEY NO.** 2  
 (PARTS CATALOG ALSO CONTAINS COMPONENTS FOR MAJOR OPTIONAL FEATURES LISTED BELOW)

**WIRING DIAGRAM NO.** (ENG)612-2717-01(AC)612-2720-04

PART NO.	QTY.	DESCRIPTION	PART NO.	QTY.	DESCRIPTION
Combination Carburetor					
Overspeed Cut Off					
505-0019	1	Bushing, Reducer			
502-0043	1	Elbow, Male - Inverted			
332-0941	1	Tie, Cable - Solenoid Coil			
120-0551	1	Cup Assembly - Oil Pump Intake			
167-0504	4	Plug, Spark			
515-0103	1	Key, Fan			
518-0015	1	Ring, Retaining			
517-0093	2	Button, Dot (1/2")			
211-0152	1	Bell, End			
220-0835	1	Stator Assembly - Wound			
301-2138	1	Panel, Control - Upper			
508-0063	2	Grommet			
337-0044	1	Strap, Ground			
301-0648	1	Plate, Ground			

SPECIAL PARTS LIST FOR MODEL 12.5RJC-3RSPEC 5652AAFOR STANDARD PARTS REFER TO CATALOG 974-0220 KEY NO. 1

(PARTS CATALOG ALSO CONTAINS COMPONENTS FOR MAJOR OPTIONAL FEATURES LISTED BELOW)

WIRING DIAGRAM NO. (ENG) 612-2717-01 (AC) 612-4815-06

PART NO.	QTY.	DESCRIPTION	PART NO.	QTY.	DESCRIPTION
Housed Model					
Muffler Mounted On Housing					
Mounted Fuel Tank					
301-2288	1	Panel, Control - Upper			
155-0360	1	Muffler, Critical Type			
155-0927	1	Tube, Exhaust-13" Long x 1½"			
140-0078	2	Bands, Muffler-Mounted On			
		Housing			
505-0043	2	Elbow, 90° (1½")			
405-1889	1	Shield, Rain (Muffler)			
501-0005	1	Line, Flex (Mounted Gas Tank)			

**Power  
Generation**

Dated March 1, 1979

Revised

Redistribution or publication of this document  
without permission means, is strictly prohibited.

SPECIAL PARTS LIST FOR MODEL 15.0RJC-3R SPEC 5652AA  
 FOR STANDARD PARTS REFER TO CATALOG 974-0220 KEY NO. 2  
 (PARTS CATALOG ALSO CONTAINS COMPONENTS FOR MAJOR OPTIONAL FEATURES LISTED BELOW)  
 WIRING DIAGRAM NO. (ENG) 612-2717-01(AC) 612-4815-07

PART NO.	QTY.	DESCRIPTION	PART NO.	QTY.	DESCRIPTION
Housed Model Muffler Mounted On Housing Mounted Fuel Tank					
301-2288	1	Panel, Control - Upper			
155-0360	1	Muffler, Critical Type			
155-0927	1	Tube, Exhaust			
140-0078	2	Bands, Muffler - Mounted On Housing			
405-1889	1	Shield, Rain			
505-0043	2	Elbow, 90° (1½")			
501-0005	1	Line, Flex - Fuel, 18½" Lg.			

SPECIAL PARTS LIST FOR **MODEL** 15.0RJC-4R **SPEC** 5652AA  
 FOR STANDARD PARTS REFER TO **CATALOG** 974-0220 **KEY NO.** 2  
 (PARTS CATALOG ALSO CONTAINS COMPONENTS FOR MAJOR OPTIONAL FEATURES LISTED BELOW)

**WIRING DIAGRAM NO.** (ENG) 612-2717-01 (AC) 612-4816-07

PART NO.	QTY.	DESCRIPTION	PART NO.	QTY.	DESCRIPTION
Housed Model					
Muffler Mounted On Housing					
Mounted Fuel Tank					
520-0798	4	Stud, Generator Through			
520-0790	1	Stud, Rotor Through			
301-2204	1	Panel, Control - Upper			
155-0360	1	Muffler, Critical Type			
155-0927	1	Tube, Exhaust			
140-0078	2	Bands, Muffler - Mounted On Housing			
405-1889	1	Shield, Rain			
505-0043	2	Elbow, 90° (1½")			
501-0005	1	Line, Flex - Fuel (18½" Lg.)			

SPECIAL PARTS LIST FOR MODEL 12.5RJC-3R SPEC 6358AA  
FOR STANDARD PARTS REFER TO CATALOG 974-0220 KEY NO. 1  
(PARTS CATALOG ALSO CONTAINS COMPONENTS FOR MAJOR OPTIONAL FEATURES LISTED BELOW)

WIRING DIAGRAM NO. (ENG) 612-2717-01 (AC) 612-4815-01

PART NO.	QTY.	DESCRIPTION	PART NO.	QTY.	DESCRIPTION
		Natural Gas Carburetor			
		Overspeed Cut Off			
		Water Jacket Heater			
		Oil Base Heater			
301-2288	1	Panel, Control - Upper			

SPECIAL PARTS LIST FOR **MODEL** 15.0RJC-3CR **SPEC** 6380AA  
 FOR STANDARD PARTS REFER TO **CATALOG** 974-0220 **KEY NO.** 2  
 (PARTS CATALOG ALSO CONTAINS COMPONENTS FOR MAJOR OPTIONAL FEATURES LISTED BELOW)  
**WIRING DIAGRAM NO.** (ENG) 612-2717-01 (AC) 612-4814-01

PART NO.	QTY.	DESCRIPTION	PART NO.	QTY.	DESCRIPTION
Natural Gas Carburetor High Compression Pistons Water Jacket Heater Oil Base Heater					
301-2019	1	Panel, Control - Upper			



SPECIAL PARTS LIST FOR **MODEL** 12.5RJC-18R **SPEC** 6485AA  
 FOR STANDARD PARTS REFER TO **CATALOG** 974-0220 **KEY NO.** 1  
 (PARTS CATALOG ALSO CONTAINS COMPONENTS FOR MAJOR OPTIONAL FEATURES LISTED BELOW)  
**WIRING DIAGRAM NO.** (ENG)612-2717-01(AC)612-4814-04

PART NO.	QTY.	DESCRIPTION	PART NO.	QTY.	DESCRIPTION
Housed Model					
Muffler Mounted On Housing					
Mounted Fuel Tank					
301-2019	1	Panel, Control - Upper			
155-0360	1	Muffler, Critical Type			
155-0927	1	Tube, Exhaust			
140-0078	2	Bands, Muffler - Mounted			
		On Housing			
405-1889	1	Shield, Rain			
505-0043	2	Elbow, 90° (1½")			
501-0005	1	Line, Flex - 18½" Lg.			

SPECIAL PARTS LIST FOR MODEL 15.0RJC-3CR SPEC 6485AB  
 FOR STANDARD PARTS REFER TO CATALOG 974-0220 KEY NO. 2  
 (PARTS CATALOG ALSO CONTAINS COMPONENTS FOR MAJOR OPTIONAL FEATURES LISTED BELOW)

WIRING DIAGRAM NO. (ENG) 612-5487-01 (AC) 612-5485-03

PART NO.	QTY.	DESCRIPTION	PART NO.	QTY.	DESCRIPTION
Housed Model					
Muffler Mounted On Housing					
Mounted Fuel Tank					
301-2019	1	Panel, Control - Upper			
155-0360	1	Muffler, Critical Type			
155-0927	1	Tube, Exhaust			
140-0078	2	Bands, Muffler - Mounted On Housing			
405-1889	1	Shield, Rain			
505-0043	2	Elbow, 90° (1½")			
501-0005	1	Line, Fuel Flex - 18½" Lg.			

SPECIAL PARTS LIST FOR **MODEL** 15.0RJC-3CR **SPEC** 6598AA  
 FOR STANDARD PARTS REFER TO **CATALOG** 974-0220 **KEY NO.** 2  
 (PARTS CATALOG ALSO CONTAINS COMPONENTS FOR MAJOR OPTIONAL FEATURES LISTED BELOW)  
**WIRING DIAGRAM NO.** (ENG)612-2717-01(AC)612-4814-03

PART NO.	QTY.	DESCRIPTION	PART NO.	QTY.	DESCRIPTION
Housed Model Muffler Mounted On Housing					
301-2019	1	Panel, Control - Upper			
155-0360	1	Muffler, Critical Type			
155-0927	1	Tube, Exhaust			
140-0078	2	Bands, Muffler - Mounted On Housing			
405-1889	1	Shield, Rain			
505-0043	2	Elbow, 90° (1½")			

SPECIAL PARTS LIST FOR MODEL 15.0RJC-4R SPEC 6883AA  
 FOR STANDARD PARTS REFER TO CATALOG 974-0220 KEY NO. 4  
 (PARTS CATALOG ALSO CONTAINS COMPONENTS FOR MAJOR OPTIONAL FEATURES LISTED BELOW)

WIRING DIAGRAM NO. (ENG) 612-2717-01 (AC) 612-4816-02

PART NO.	QTY.	DESCRIPTION	PART NO.	QTY.	DESCRIPTION
City Water Cooled					
Water Cooled Manifold					
Gas - Gasoline Carburetor					
Overspeed Cut Off					
505-0376	1	Elbow - 45° (3/8")			
517-0059	1	Plug, Expansion - Exhaust Manifold (1-7/16" OD)			
332-0941	1	Tie, Cable - Solenoid Coil			
503-0478	1	Hose, Water Inlet - 9" Lg.			
520-0798	4	Stud, Generator Through			
520-0790	1	Stud, Rotor Through			
301-2204	1	Panel, Control - Upper			

SPECIAL PARTS LIST FOR **MODEL** 15.0RJC-4R **SPEC** 6883AB  
 FOR STANDARD PARTS REFER TO **CATALOG** 974-0220 **KEY NO.** 4  
 (PARTS CATALOG ALSO CONTAINS COMPONENTS FOR MAJOR OPTIONAL FEATURES LISTED BELOW)  
**WIRING DIAGRAM NO.** (ENG) 612-5487-01 (AC) 612-5500-02

PART NO.	QTY.	DESCRIPTION	PART NO.	QTY.	DESCRIPTION
City Water Cooled					
Water Cooled Manifold					
Gas - Gasoline Carburetor					
Overspeed Cut Off					
517-0059	1	Plug, Expansion - Exhaust Manifold (1-7/16" OD)			
332-0941	1	Tie, Cable - Solenoid Coil			
503-0478	1	Hose, Water Inlet - 9" Lg.			
505-0376	1	Elbow, 45° (3/8")			
520-0798	4	Stud, Generator Through			
520-0790	1	Stud, Rotor Througn			
301-2204	1	Panel, Control - Upper			

SPECIAL PARTS LIST FOR MODEL 12.5RJC-4XR SPEC 6959AA  
FOR STANDARD PARTS REFER TO CATALOG 974-0220 KEY NO. 3  
(PARTS CATALOG ALSO CONTAINS COMPONENTS FOR MAJOR OPTIONAL FEATURES LISTED BELOW)

WIRING DIAGRAM NO. (ENG) 612-2717-01(AC) 612-4817-01

PART NO.	QTY.	DESCRIPTION	PART NO.	QTY.	DESCRIPTION
		City Water Cooled			
		Water Cooled Manifold			
		Heat Exchanger			
		Natural Gas Carburetor			
		Overspeed Cut Off			
517-0059	1	Plug, Expansion (1-7/16" OD)			
503-0478	1	Hose, Water Inlet, 9" Lg.			
130-0813	1	Line, Water			
502-0257	1	Tee, Brass - 3/8" Pipe			
301-2308	1	Panel, Control - Upper			

SPECIAL PARTS LIST FOR **MODEL** 15.0RJC-5DR **SPEC** 7039AA  
 FOR STANDARD PARTS REFER TO **CATALOG** 974-0220 **KEY NO.** 2  
 (PARTS CATALOG ALSO CONTAINS COMPONENTS FOR MAJOR OPTIONAL FEATURES LISTED BELOW)  
**WIRING DIAGRAM NO.** (ENG) 612-2717-01(AC) 612-4818-12

PART NO.	QTY.	DESCRIPTION	PART NO.	QTY.	DESCRIPTION
520-0798	4	Stud, Generator Through			
520-0790	1	Stud, Rotor Through			
301-2204	1	Panel, Control - Upper			
303-0201	1	Rheostat Assembly - Adjustable			

SPECIAL PARTS LIST FOR MODEL 15.0RJC-3CR SPEC 7071AA  
FOR STANDARD PARTS REFER TO CATALOG 974-0220 KEY NO. 2  
(PARTS CATALOG ALSO CONTAINS COMPONENTS FOR MAJOR OPTIONAL FEATURES LISTED BELOW)

WIRING DIAGRAM NO. (ENG)612-2717-01(AC)612-4814-01

PART NO.	QTY.	DESCRIPTION	PART NO.	QTY.	DESCRIPTION
		Natural Gas Carburetor			
		High Compression Pistons			
301-2019	1	Panel, Control - Upper			



SPECIAL PARTS LIST FOR **MODEL** 12.5RJC-18R **SPEC** 7071AA  
 FOR STANDARD PARTS REFER TO **CATALOG** 974-0220 **KEY NO.** 1  
 (PARTS CATALOG ALSO CONTAINS COMPONENTS FOR MAJOR OPTIONAL FEATURES LISTED BELOW)  
**WIRING DIAGRAM NO.** (ENG) 612-2717-01 (AC) 612-4814-02

PART NO.	QTY.	DESCRIPTION	PART NO.	QTY.	DESCRIPTION
Natural Gas Carburetor High Compression Pistons					
301-2019	1	Panel, Control - Upper			

**WIRING DIAGRAM NO.** (ENG)612-2717-01(AC)612-4814-02

# Natural Gas Carburetor High Compression Pistons

520-0798	4	Stud, Generator Through
520-0790	1	Stud, Rotor Through
301-2019	1	Panel, Control - Upper

SPECIAL PARTS LIST FOR **MODEL** 12.5RJC-4XR **SPEC** 7078T  
**FOR STANDARD PARTS REFER TO CATALOG** 974-0220 **KEY NO.** 1  
(PARTS CATALOG ALSO CONTAINS COMPONENTS FOR MAJOR OPTIONAL FEATURES LISTED BELOW)

**WIRING DIAGRAM NO.** (ENG) 612-2717-01 (AC) 612-3461-01

PART NO.	QTY.	DESCRIPTION	PART NO.	QTY.	DESCRIPTION
Natural Gas Carburetor					
502-0043	1	Elbow, Male - Inverted			
120-0551	1	Cup Assembly - Oil Pump Intake			
167-0504	4	Plug, Spark			
515-0103	1	Key, Fan			
518-0015	1	Ring, Retaining			
517-0093	2	Button, Dot ( $\frac{1}{2}$ " )			
209-0009	1	Exciter, Complete			
220-2124	1	Stator, Wound			
304-0479	1	Resistor, Fixed - 425 Ohm, 50 Watt			
303-0097	1	Rheostat, Voltage Regulator - 75 Ohm, 25 Watt			
312-0145	3	Capacitor, .1 Mfd, 500 Volt AC/DC			
332-0609	1	Block, Terminal			
332-0610	1	Strip, Marker			
301-2330	1	Panel, Control - Upper			
337-0044	1	Strap, Ground			

SPECIAL PARTS LIST FOR **MODEL** 12.5RJC-3R **SPEC** 7250AA  
 FOR STANDARD PARTS REFER TO **CATALOG** 974-0220 **KEY NO.** 1  
 (PARTS CATALOG ALSO CONTAINS COMPONENTS FOR MAJOR OPTIONAL FEATURES LISTED BELOW)

**WIRING DIAGRAM NO.** (ENG)612-2717-01(AC)612-4815-01

PART NO.	QTY.	DESCRIPTION	PART NO.	QTY.	DESCRIPTION
Gas - Gasoline Carburetor Overspeed Cut Off					
504-0007	1	Cock, Shut Off - Fuel Pump			
502-0020	1	Elbow, Street Pipe - Fuel Pump			
332-0941	1	Tie, Cable - Solenoid Coil Assembly			
301-2288	1	Panel, Control - Upper			

SPECIAL PARTS LIST FOR MODEL 12.5RJC-4R SPEC 7279AA  
 FOR STANDARD PARTS REFER TO CATALOG 974-0220 KEY NO. 1  
 (PARTS CATALOG ALSO CONTAINS COMPONENTS FOR MAJOR OPTIONAL FEATURES LISTED BELOW)

WIRING DIAGRAM NO. (ENG) 612-2718-01(AC) 612-4816-01

PART NO.	QTY.	DESCRIPTION	PART NO.	QTY.	DESCRIPTION
Natural Gas Carburetor Overspeed Cut Off Low Oil Pressure Cut Off High Water Temperature Cut Off Overcrank Cut Off Water Jacket Heater Oil Base Heater					
301-2204	1	Panel, Control - Upper			
307-0655	3	Relay, Emergency Latching			
320-0259	1	Relay, Cranking Limiter			
301-2125	1	Panel, Control - Lower			
322-0004	4	Lamp, Plant, Low Oil Pressure High Water Temperature, Overspeed			
322-0069	4	Holder, Lamp			
332-0795	1	Block, Terminal (16 Place)			
332-0862	1	Strip, Marker - For 16 Place Block			

SPECIAL PARTS LIST FOR **MODEL** 12.5RJC-18R **SPEC** 7512AA  
FOR STANDARD PARTS REFER TO **CATALOG** 974-0220 **KEY NO.** 1  
(PARTS CATALOG ALSO CONTAINS COMPONENTS FOR MAJOR OPTIONAL FEATURES LISTED BELOW)

**WIRING DIAGRAM NO.** (ENG)612-2717-01(AC)612-4814-02

PART NO.	QTY.	DESCRIPTION	PART NO.	QTY.	DESCRIPTION
----------	------	-------------	----------	------	-------------

LPG Vapor Carburetor

301-2019	1	Panel, Control - Upper			
----------	---	------------------------	--	--	--

SPECIAL PARTS LIST FOR **MODEL** 15.0RJC-18R **SPEC** 7512AA  
 FOR STANDARD PARTS REFER TO **CATALOG** 974-0220 **KEY NO.** 2  
 (PARTS CATALOG ALSO CONTAINS COMPONENTS FOR MAJOR OPTIONAL FEATURES LISTED BELOW)

**WIRING DIAGRAM NO.** (ENG) 612-2717-01 (AC) 612-4814-02

PART NO.	QTY.	DESCRIPTION	PART NO.	QTY.	DESCRIPTION
LPG Vapor Carburetor					
520-0798	4	Stud, Generator Through			
520-0790	1	Stud, Rotor Through			
301-2019	1	Panel, Control - Upper			

SPECIAL PARTS LIST FOR MODEL 12.5RJC-3CR SPEC 7512AB  
 FOR STANDARD PARTS REFER TO CATALOG 974-0220 KEY NO. 1  
 (PARTS CATALOG ALSO CONTAINS COMPONENTS FOR MAJOR OPTIONAL FEATURES LISTED BELOW)  
 WIRING DIAGRAM NO. (ENG) 612-5487-01 (AC) 612-5485-01

PART NO.	QTY.	DESCRIPTION	PART NO.	QTY.	DESCRIPTION
		LPG Vapor Carburetor			
301-2019	1	Panel, Control - Upper			



SPECIAL PARTS LIST FOR **MODEL** 15.0RJC-3CR **SPEC** 7512AB  
 FOR STANDARD PARTS REFER TO **CATALOG** 974-0220 **KEY NO.** 2  
 (PARTS CATALOG ALSO CONTAINS COMPONENTS FOR MAJOR OPTIONAL FEATURES LISTED BELOW)

**WIRING DIAGRAM NO.** (ENG) 612-5487-01 (AC) 612-5485-01

PART NO.	QTY.	DESCRIPTION	PART NO.	QTY.	DESCRIPTION
		LPG Vapor Carburetor			
301-2019	1	Panel, Control - Upper			

SPECIAL PARTS LIST FOR **MODEL** 12.5RJC-3CR **SPEC** 7529AA  
 FOR STANDARD PARTS REFER TO **CATALOG** 974-0220 **KEY NO.** 1  
 (PARTS CATALOG ALSO CONTAINS COMPONENTS FOR MAJOR OPTIONAL FEATURES LISTED BELOW)  
**WIRING DIAGRAM P.O.** (ENG)612-2717-01(AC)612-4814-01

PART NO.	QTY.	DESCRIPTION	PART NO.	QTY.	DESCRIPTION
		LPG Vapor Carburetor			
301-2019	1	Panel, Control - Upper			

SPECIAL PARTS LIST FOR **MODEL** 15.0RJC-3CR **SPEC** 7529AA  
FOR STANDARD PARTS REFER TO **CATALOG** 974-0220 **KEY NO.** 2  
(PARTS CATALOG ALSO CONTAINS COMPONENTS FOR MAJOR OPTIONAL FEATURES LISTED BELOW)

**WIRING DIAGRAM NO.** (ENG)612-2717-01(AC)612-4814-01

PART NO.	QTY.	DESCRIPTION	PART NO.	QTY.	DESCRIPTION
		LPG Vapor Carburetor			
301-2019	1	Panel, Control - Upper			

SPECIAL PARTS LIST FOR **MODEL** 12.5RJC-18R **SPEC** 7529AA  
FOR STANDARD PARTS REFER TO **CATALOG** 974-0220 **KEY NO.** 1  
(PARTS CATALOG ALSO CONTAINS COMPONENTS FOR MAJOR OPTIONAL FEATURES LISTED BELOW)

**WIRING DIAGRAM NO.** (ENG)612-2717-01(AC)612-4814-02

PART NO.	QTY.	DESCRIPTION	PART NO.	QTY.	DESCRIPTION
LPG Vapor Carburetor					
301-2019	1	Panel, Control - Upper			

FOR STANDARD PARTS REFER TO CATALOG 974-0220 KEY NO. 2  
(PARTS CATALOG ALSO CONTAINS COMPONENTS FOR MAJOR OPTIONAL FEATURES LISTED BELOW)

**WIRING DIAGRAM NO.** (ENG)612-2717-01(AC)612-4814-02

PART NO.	QTY.	DESCRIPTION	PART NO.	QTY.	DESCRIPTION
LPG Vapor Carburetor					
520-0798	4	Stud, Generator Through			
520-0790	1	Stud, Rotor Through			
301-2019	1	Panel, Control - Upper			

SPECIAL PARTS LIST FOR **MODEL** 12.5RJC-4R **SPEC** 7530AA  
 FOR STANDARD PARTS REFER TO **CATALOG** 974-0220 **KEY NO.** 1  
 (PARTS CATALOG ALSO CONTAINS COMPONENTS FOR MAJOR OPTIONAL FEATURES LISTED BELOW)  
**WIRING DIAGRAM NO.** (ENG)612-2717-01(AC)612-4816-01

PART NO.	QTY.	DESCRIPTION	PART NO.	QTY.	DESCRIPTION
Natural Gas Carburetor Water Jacket Heater					
301-2204	1	Panel, Control - Upper			

SPECIAL PARTS LIST FOR **MODEL** 12.5RJC-3R **SPEC** 7530AB  
 FOR STANDARD PARTS REFER TO **CATALOG** 974-0220 **KEY NO.** 1  
 (PARTS CATALOG ALSO CONTAINS COMPONENTS FOR MAJOR OPTIONAL FEATURES LISTED BELOW)  
**WIRING DIAGRAM NO.** (ENG)612-5487-01(AC)612-5486-01

PART NO.	QTY.	DESCRIPTION	PART NO.	QTY.	DESCRIPTION
LPG Vapor Carburetor					
Water Jacket Heater					
Oil Base Heater					
301-2288	1	Panel, Control - Upper			

SPECIAL PARTS LIST FOR **MODEL** 15.0RJC-3R **SPEC** 7623AA  
 FOR STANDARD PARTS REFER TO **CATALOG** 974-0220 **KEY NO.** 2  
 (PARTS CATALOG ALSO CONTAINS COMPONENTS FOR MAJOR OPTIONAL FEATURES LISTED BELOW)  
**WIRING DIAGRAM NO.** (ENG) 612-2717-01(AC) 612-4815-02

PART NO.	QTY.	DESCRIPTION	PART NO.	QTY.	DESCRIPTION
		LPG Vapor Carburetor			
301-2288	1	Panel, Control - Upper			



SPECIAL PARTS LIST FOR **MODEL** 15.0RJC-4R **SPEC** 7623AA  
 FOR STANDARD PARTS REFER TO **CATALOG** 974-0220 **KEY NO.** 2  
 (PARTS CATALOG ALSO CONTAINS COMPONENTS FOR MAJOR OPTIONAL FEATURES LISTED BELOW)  
**WIRING DIAGRAM NO.** (ENG) 612-2717-01 (AC) 612-4816-02

PART NO.	QTY.	DESCRIPTION	PART NO.	QTY.	DESCRIPTION
LPG Vapor Carburetor					
520-0798	4	Stud, Generator Through			
520-0790	1	Stud, Rotor Through			
301-2204	1	Panel, Control - Upper			

SPECIAL PARTS LIST FOR MODEL 15.0RJC-4R131 SPEC 7623AA  
 FOR STANDARD PARTS REFER TO CATALOG 974-0220 KEY NO. 2  
 (PARTS CATALOG ALSO CONTAINS COMPONENTS FOR MAJOR OPTIONAL FEATURES LISTED BELOW)

WIRING DIAGRAM NO. (ENG) 612-4872-01 (AC) 612-4816-02

PART NO.	QTY.	DESCRIPTION	PART NO.	QTY.	DESCRIPTION
Note: Pennsylvania Approved LPG Vapor Carburetor					
520-0798	4	Stud, Generator Through			
520-0790	1	Stud, Rotor Through			
301-2204	1	Panel, Control - Upper			
308-0005	1	Switch, Selector - Toggle			
332-0795	1	Block, Terminal (16 Place)			
332-0862	1	Strip, Marker - For 16 Place Block			
301-2895	1	Panel, Control - Lower			
149-0558	1	Strainer, Regulator			
307-0829	1	Kit, Coil Replacement			
416-0325	1	Hydrometer, 3 Color Scale - Battery Tester			

SPECIAL PARTS LIST FOR MODEL 15.0RJC-4XR SPEC 7623AA  
FOR STANDARD PARTS REFER TO CATALOG 974-0220 KEY NO. 2  
(PARTS CATALOG ALSO CONTAINS COMPONENTS FOR MAJOR OPTIONAL FEATURES LISTED BELOW)

WIRING DIAGRAM NO. (ENG) 612-2717-01 (AC) 612-4817-02

PART NO.	QTY.	DESCRIPTION	PART NO.	QTY.	DESCRIPTION
LPG Vapor Carburetor					
520-0798	4	Stud, Generator Through			
520-0790	1	Stud, Rotor Through			
301-2308	1	Panel, Control - Upper			

SPECIAL PARTS LIST FOR **MODEL** 15.0RJC-5DR **SPEC** 7623AA  
FOR STANDARD PARTS REFER TO **CATALOG** 974-0220 **KEY NO.** 2  
(PARTS CATALOG ALSO CONTAINS COMPONENTS FOR MAJOR OPTIONAL FEATURES LISTED BELOW)

**WIRING DIAGRAM NO.** (ENG) 612-2717-01 (AC) 612-4818-02

PART NO.	QTY.	DESCRIPTION	PART NO.	QTY.	DESCRIPTION
LPG Vapor Carburetor					
520-0798	4	Stud, Generator Through			
520-0790	1	Stud, Rotor Through			
301-2204	1	Panel, Control - Upper			

SPECIAL PARTS LIST FOR **MODEL** 15.0RJC-3CR **SPEC** 7678AA  
 FOR STANDARD PARTS REFER TO **CATALOG** 974-0220 **KEY NO.** 2  
 (PARTS CATALOG ALSO CONTAINS COMPONENTS FOR MAJOR OPTIONAL FEATURES LISTED BELOW)  
**WIRING DIAGRAM NO.** (ENG)612-2717-01(AC)612-4814-01

PART NO.	QTY.	DESCRIPTION	PART NO.	QTY.	DESCRIPTION
LPG Vapor Carburetor Water Jacket Heater Oil Base Heater					
301-2019	1	Panel, Control - Upper			

SPECIAL PARTS LIST FOR **MODEL** 15.0RJC-3R **SPEC** 7685AA  
 FOR STANDARD PARTS REFER TO **CATALOG** 974-0220 **KEY NO.** 2  
 (PARTS CATALOG ALSO CONTAINS COMPONENTS FOR MAJOR OPTIONAL FEATURES LISTED BELOW)  
**WIRING DIAGRAM NO.** (ENG) 612-2717-01 (AC) 612-4815-02

PART NO.	QTY.	DESCRIPTION	PART NO.	QTY.	DESCRIPTION
Natural Gas Carburetor High Compression Pistons					
301-2288	1	Panel, Control - Upper			



SPECIAL PARTS LIST FOR **MODEL** 15.0RJC-4XR **SPEC** 7685AA  
 FOR STANDARD PARTS REFER TO **CATALOG** 974-0220 **KEY NO.** 2  
 (PARTS CATALOG ALSO CONTAINS COMPONENTS FOR MAJOR OPTIONAL FEATURES LISTED BELOW)

**WIRING DIAGRAM NO.** (ENG) 612-2717-01 (AC) 612-4817-02

PART NO.	QTY.	DESCRIPTION	PART NO.	QTY.	DESCRIPTION
Natural Gas Carburetor					
High Compression Pistons					
520-0798	4	Stud, Generator Through			
520-0790	1	Stud, Rotor Through			
301-2308	1	Panel, Control - Upper			



PART NO.	QTY.	DESCRIPTION	PART NO.	QTY.	DESCRIPTION
		Natural Gas Carburetor			
		High Compression Pistons			
301-3736	1	Panel, Control - Upper			
320-0551	1	Breaker, Circuit - 25 Amp, 3 Pole, 600 Vac			

FOR STANDARD PARTS REFER TO CATALOG 974-0220 KEY NO. 2  
(PARTS CATALOG ALSO CONTAINS COMPONENTS FOR MAJOR OPTIONAL FEATURES LISTED BELOW)

**WIRING DIAGRAM NO.** (ENG)612-5487-01(AC)612-5500-02

PART NO.	QTY.	DESCRIPTION	PART NO.	QTY.	DESCRIPTION
Natural Gas Carburetor					
High Compression Pistons					
520-0798	4	Stud, Generator Through			
520-0790	1	Stud, Rotor Through			
301-2204	1	Panel, Control - Upper			

SPECIAL PARTS LIST FOR **MODEL** 15.0RJC-4XR **SPEC** 7685AB  
 FOR STANDARD PARTS REFER TO **CATALOG** 974-0220 **KEY NO.** 2  
 (PARTS CATALOG ALSO CONTAINS COMPONENTS FOR MAJOR OPTIONAL FEATURES LISTED BELOW)  
**WIRING DIAGRAM NO.** (ENG) 612-5487-01 (AC) 612-5501-02

PART NO.	QTY.	DESCRIPTION	PART NO.	QTY.	DESCRIPTION
Natural Gas Carburetor					
High Compression Pistons					
520-0798	4	Stud, Generator Through			
520-0790	1	Stud, Rotor Through			
301-2308	1	Panel, Control - Upper			

PART NO.	QTY.	DESCRIPTION	PART NO.	QTY.	DESCRIPTION
301-2288	1	Panel, Control - Upper			
307-0655	1	Latch Relay - Emergency			
332-0762	1	Strip, Marker			
332-0612	1	Switch, Remote			

SPECIAL PARTS LIST FOR **MODEL** 15.0RJC-3R **SPEC** 7776AA  
 FOR STANDARD PARTS REFER TO **CATALOG** 974-0220 **KEY NO.** 2  
 (PARTS CATALOG ALSO CONTAINS COMPONENTS FOR MAJOR OPTIONAL FEATURES LISTED BELOW)  
**WIRING DIAGRAM NO.** (ENG) 612-2717-01 (AC) 612-4815-02

PART NO.	QTY.	DESCRIPTION	PART NO.	QTY.	DESCRIPTION
		LPG Vapor Carburetor			
301-2288	1	Panel, Control - Upper			

SPECIAL PARTS LIST FOR **MODEL** 12.5RJC-4R **SPEC** 7776AA  
FOR STANDARD PARTS REFER TO **CATALOG** 974-0220 **KEY NO.** 1  
(PARTS CATALOG ALSO CONTAINS COMPONENTS FOR MAJOR OPTIONAL FEATURES LISTED BELOW)

**WIRING DIAGRAM NO.** (ENG) 612-2717-01 (AC) 612-4816-01

PART NO.	QTY.	DESCRIPTION	PART NO.	QTY.	DESCRIPTION
		Natural Gas Carburetor			
301-2204	1	Panel, Control - Upper			

SPECIAL PARTS LIST FOR **MODEL** 15.0RJC-4R **SPEC** 7776AA  
 FOR STANDARD PARTS REFER TO **CATALOG** 974-0220 **KEY NO.** 2  
 (PARTS CATALOG ALSO CONTAINS COMPONENTS FOR MAJOR OPTIONAL FEATURES LISTED BELOW)  
**WIRING DIAGRAM NO.** (ENG) 612-2717-01 (AC) 612-4816-02

PART NO.	QTY.	DESCRIPTION	PART NO.	QTY.	DESCRIPTION
LPG Vapor Carburetor					
520-0798	4	Stud, Generator Through			
520-0790	1	Stud, Rotor Through			
301-2204	1	Panel, Control - Upper			

FOR STANDARD PARTS REFER TO **CATALOG** 974-0220 **KEY NO.** 2  
(PARTS CATALOG ALSO CONTAINS COMPONENTS FOR MAJOR OPTIONAL FEATURES LISTED BELOW)

**WIRING DIAGRAM NO. (ENG) 612-2717-01 (AC) 612-4817-02**

PART NO.	QTY.	DESCRIPTION	PART NO.	QTY.	DESCRIPTION
		LPG Vapor Carburetor			
520-0798	4	Stud, Generator Through			
520-0790	1	Stud, Rotor Through			
301-2308	1	Panel, Control - Upper			



SPECIAL PARTS LIST FOR MODEL 15.0RJC-5DR SPEC 7776AA  
FOR STANDARD PARTS REFER TO CATALOG 974-0220 KEY NO. 2  
(PARTS CATALOG ALSO CONTAINS COMPONENTS FOR MAJOR OPTIONAL FEATURES LISTED BELOW)

WIRING DIAGRAM NO. (ENG) 612-2717-01 (AC) 612-4818-02

PART NO.	QTY.	DESCRIPTION	PART NO.	QTY.	DESCRIPTION
		LPG Vapor Carburetor			
520-0798	4	Stud, Generator Through			
520-0790	1	Stud, Rotor Through			
301-2204	1	Panel, Control - Upper			

SPECIAL PARTS LIST FOR MODEL 15.0RJC-5DR131 SPEC 7776AA  
 FOR STANDARD PARTS REFER TO CATALOG 974-0220 KEY NO. 2  
 (PARTS CATALOG ALSO CONTAINS COMPONENTS FOR MAJOR OPTIONAL FEATURES LISTED BELOW)

WIRING DIAGRAM NO. (ENG)612-4872-01(AC)612-4818-02

PART NO.	QTY.	DESCRIPTION	PART NO.	QTY.	DESCRIPTION
Note: Pennsylvania Approved LPG Vapor Carburetor					
520-0798	4	Stud, Generator Through			
520-0790	1	Stud, Rotor Through			
301-2204	1	Panel, Control - Upper			
301-2895	1	Panel, Control - Lower			
308-0005	1	Switch, Selector			
332-0862	1	Strip, Marker			
332-0795	1	Block, Terminal - Engine			
149-0558	1	Strainer, Regulator			
307-0829	1	Kit, Coil Replacement			
416-0325	1	Hydrometer, 3 Color Scale - Battery Tester			

SPECIAL PARTS LIST FOR **MODEL** 12.5RJC-4R **SPEC** 7776AB  
 FOR STANDARD PARTS REFER TO **CATALOG** 974-0220 **KEY NO.** 1  
 (PARTS CATALOG ALSO CONTAINS COMPONENTS FOR MAJOR OPTIONAL FEATURES LISTED BELOW)  
**WIRING DIAGRAM NO.** (ENG) 612-5487-01 (AC) 612-5500-01

PART NO.	QTY.	DESCRIPTION	PART NO.	QTY.	DESCRIPTION
Natural Gas Carburetor					
301-2204	1	Panel, Control - Upper			

SPECIAL PARTS LIST FOR MODEL 15.0RJC-4R SPEC 7776AB  
FOR STANDARD PARTS REFER TO CATALOG 974-0220 KEY NO. 2  
(PARTS CATALOG ALSO CONTAINS COMPONENTS FOR MAJOR OPTIONAL FEATURES LISTED BELOW)

WIRING DIAGRAM NO. (ENG) 612-5487-01 (AC) 612-5500-02

PART NO.	QTY.	DESCRIPTION	PART NO.	QTY.	DESCRIPTION
LPG Vapor Carburetor					
520-0798	4	Stud, Generator Through			
520-0790	1	Stud, Rotor Through			
301-2204	1	Panel, Control - Upper			

SPECIAL PARTS LIST FOR MODEL 15.0RJC-4XR SPEC 7776AB  
 FOR STANDARD PARTS REFER TO CATALOG 974-0220 KEY NO. 2  
 (PARTS CATALOG ALSO CONTAINS COMPONENTS FOR MAJOR OPTIONAL FEATURES LISTED BELOW)  
 WIRING DIAGRAM NO. (ENG) 612-5487-01 (AC) 612-5501-02

PART NO.	QTY.	DESCRIPTION	PART NO.	QTY.	DESCRIPTION
LPG Vapor Carburetor					
520-0798	4	Stud, Generator Through			
520-0790	1	Stud, Rotor Through			
301-2308	1	Panel, Control - Upper			

The following catalog  
has gaps in its page  
numbers, or doesn't  
have any numbers.  
We have chosen to  
leave the page  
numbering in the  
order that Acrobat  
assigns it.

SPECIAL PARTS LIST FOR MODEL

12.5RJC-3CR

SPEC

1AA

FOR STANDARD PARTS REFER TO CATALOG

974-0220

KEY NO. 1

(PARTS CATALOG ALSO CONTAINS COMPONENTS FOR MAJOR OPTIONAL FEATURES LISTED BELOW)

WIRING DIAGRAM NO. (ENG) 612-2717-01 (AC) 612-4814-01

PART NO.	QTY.	DESCRIPTION	PART NO.	QTY.	DESCRIPTION
----------	------	-------------	----------	------	-------------

301-1019

1

Panel, Control - Taper

SPECIAL PARTS LIST FOR MODEL

15.0RJC-3CR

SPEC

1-4AA

FOR STANDARD PARTS REFER TO CATALOG

974-0220

KEY NO.

2

(PARTS CATALOG ALSO CONTAINS COMPONENTS FOR MAJOR OPTIONAL FEATURES LISTED BELOW)

WIRING DIAGRAM NO.

(ENG)612-2717-01(AC)612-4814-

PART NO.	QTY.	DESCRIPTION	PART NO.	QTY.	DESCRIPTION
----------	------	-------------	----------	------	-------------

301-2019	1	Panel, Control - Upper			
----------	---	------------------------	--	--	--



SPECIAL PARTS LIST FOR MODEL 12.5RJC-3CR SPEC 1AB  
FOR STANDARD PARTS REFER TO CATALOG 974-0220 KEY NO. 1  
(PARTS CATALOG ALSO CONTAINS COMPONENTS FOR MAJOR OPTIONAL FEATURES LISTED BELOW)  
WIRING DIAGRAM NO. (ENG) 612-5487-01 (AC) 612-5485-1

PART NO.	QTY.	DESCRIPTION	PART NO.	QTY.	DESCRIPTION
301-2019	1	Panel, Control - Upper			

SPECIAL PARTS LIST FOR MODEL 15.0RJC-JCR SPEC 1AB  
FOR STANDARD PARTS REFER TO CATALOG 974-0220 KEY NO. 2  
(PARTS CATALOG ALSO CONTAINS COMPONENTS FOR MAJOR OPTIONAL FEATURES LISTED BELOW)  
WIRING DIAGRAM NO. (ENG) 612-5487-01 (AC) 612-5485-0

PART NO.	QTY.	DESCRIPTION	PART NO.	QTY.	DESCRIPTION
301-2019	1	Panel, Control - Upper			

SPECIAL PARTS LIST FOR MODEL 12.5RJC-18R SPEC 1AB  
FOR STANDARD PARTS REFER TO CATALOG 974-0220 KEY NO. 1  
(PARTS CATALOG ALSO CONTAINS COMPONENTS FOR MAJOR OPTIONAL FEATURES LISTED BELOW)  
WIRING DIAGRAM NO. (ENG) 612-5487-01 (AC) 612-5485-

PART NO.	QTY.	DESCRIPTION	PART NO.	QTY.	DESCRIPTION
----------	------	-------------	----------	------	-------------

301-2019	1	Panel, Control - Upper			
----------	---	------------------------	--	--	--

SPECIAL PARTS LIST FOR MODEL 15.0RJC-18R SPEC 1AB  
 FOR STANDARD PARTS REFER TO CATALOG 974-0220 KEY NO. 2  
 (PARTS CATALOG ALSO CONTAINS COMPONENTS FOR MAJOR OPTIONAL FEATURES LISTED BELOW)  
 WIRING DIAGRAM NO. (ENG) 612-5487-01 (AC) 612-5485-01

PART NO.	QTY.	DESCRIPTION	PART NO.	QTY.	DESCRIPTION
520-0798	4	Stud, Generator Through			
520-0790	1	Stud, Rotor Through			
301-2019	1	Panel, Control - Upper			

SPECIAL PARTS LIST FOR MODEL 12.5RJC-3CR SPEC 7AA  
FOR STANDARD PARTS REFER TO CATALOG 974-0220 KEY NO. 1  
(PARTS CATALOG ALSO CONTAINS COMPONENTS FOR MAJOR OPTIONAL FEATURES LISTED BELOW)  
WIRING DIAGRAM NO. (ENG)612-2717-01(AC)612-4814-0

PART NO.	QTY.	DESCRIPTION	PART NO.	QTY.	DESCRIPTION
Housed Model					
301-2019	1	Panel, Control - Upper			

SPECIAL PARTS LIST FOR MODEL 15.0RJC-3CR SPEC 7AA  
FOR STANDARD PARTS REFER TO CATALOG 974-0220 KEY NO. 2  
(PARTS CATALOG ALSO CONTAINS COMPONENTS FOR MAJOR OPTIONAL FEATURES LISTED BELOW)  
WIRING DIAGRAM NO. (ENG) 612-2717-01 (AC) 612-4814-03

PART NO.	QTY.	DESCRIPTION	PART NO.	QTY.	DESCRIPTION
Housed Model					
301-2019	1	Panel, Control - Upper			

SPECIAL PARTS LIST FOR MODEL

12.5RJC-18R

SPEC

7AA

FOR STANDARD PARTS REFER TO CATALOG

974-0220

KEY NO.

1

(PARTS CATALOG ALSO CONTAINS COMPONENTS FOR MAJOR OPTIONAL FEATURES LISTED BELOW

WIRING DIAGRAM NO. (ENG)612-2717-01(AC)612-4814-04

PART NO.	QTY.	DESCRIPTION	PART NO.	QTY.	DESCRIPTION
----------	------	-------------	----------	------	-------------

Housed Model

301-2019

1

Panel, Control - Upper

SPECIAL PARTS LIST FOR MODEL 15-ORJC-18R SPEC 7AA  
 FOR STANDARD PARTS REFER TO CATALOG 974-0220 KEY NO. 2  
 (PARTS CATALOG ALSO CONTAINS COMPONENTS FOR MAJOR OPTIONAL FEATURES LISTED BELOW)  
 WIRING DIAGRAM NO. (ENG) 612-2717-01 (AC) 612-4814-04

PART NO.	QTY.	DESCRIPTION	PART NO.	QTY.	DESCRIPTION
Housed Unit					
520-0798	4	Stud, Generator Through			
520-0790	1	Stud, Rotor Through			
301-2019	1	Panel, Control - Upper			



SPECIAL PARTS LIST FOR MODEL

15.0RJC-3CR

SPEC

7AB

FOR STANDARD PARTS REFER TO CATALOG

974-0220

KEY NO.

2

(PARTS CATALOG ALSO CONTAINS COMPONENTS FOR MAJOR OPTIONAL FEATURES LISTED BELOW)

WIRING DIAGRAM NO. (ENG) 612-5487-01 (AC) 612-5485-03

PART NO.	QTY.	DESCRIPTION	PART NO.	QTY.	DESCRIPTION
----------	------	-------------	----------	------	-------------

Housed Model

301-2019

1

Panel, Control - Upper

SPECIAL PARTS LIST FOR MODEL 12.5RJC-518R SPEC 7AB  
FOR STANDARD PARTS REFER TO CATALOG 974-0220 KEY NO. 1  
(PARTS CATALOG ALSO CONTAINS COMPONENTS FOR MAJOR OPTIONAL FEATURES LISTED BELOW)  
WIRING DIAGRAM NO. (ENG) 612-5487-01 (AC) 612-5485-

PART NO.	QTY.	DESCRIPTION	PART NO.	QTY.	DESCRIPTION
----------	------	-------------	----------	------	-------------

Housed Model

220-2051	1	Stator, Wound			
520-0790	1	Stud, Rotor Through			
520-0798	4	Stud, Generator Through			
301-2019	1	Panel, Control - Upper			

SPECIAL PARTS LIST FOR MODEL 12.5RJC-3CR SPEC 12AA  
FOR STANDARD PARTS REFER TO CATALOG 974-0220 KEY NO.         
(PARTS CATALOG ALSO CONTAINS COMPONENTS FOR MAJOR OPTIONAL FEATURES LISTED BELOW)

WIRING DIAGRAM NO. (ENG) 612-2717-01 (AC) 612-4814-01

PART NO.	QTY.	DESCRIPTION	PART NO.	QTY.	DESCRIPTION
Combination Carburetor Gas - Gasoline					
502-0020	1	Elbow, Fuel Pump Inlet			
504-0007	1	Cock, Shut Off Fuel Pump			
332-0941	1	Tie, Cable - Solenoid Coil Assembly			
301-2019	1	Panel, Control - Upper			

SPECIAL PARTS LIST FOR MODEL

15.0RJC-3CR

SPEC

12AA

FOR STANDARD PARTS REFER TO CATALOG

974-0220

KEY NO.

2

(PARTS CATALOG ALSO CONTAINS COMPONENTS FOR MAJOR OPTIONAL FEATURES LISTED BELOW)

WIRING DIAGRAM NO. (ENG)612-2717-01(AC)612-4814-01

PART NO.	QTY.	DESCRIPTION	PART NO.	QTY.	DESCRIPTION
Combination		Carburetor - LPG Vapor & Gasoline			
504-0007	1	Cock, Shut Off - Fuel Pump			
502-0020	1	Elbow, Street - Fuel Pump			
332-0941	1	Tie, Cable - Solenoid Coil Assembly			
301-2019	1	Panel, Control, Vapor			

SPECIAL PARTS LIST FOR MODEL 12.5RJC-18R SPEC 12AA  
FOR STANDARD PARTS REFER TO CATALOG 974-0220 KEY NO. 1  
(PARTS CATALOG ALSO CONTAINS COMPONENTS FOR MAJOR OPTIONAL FEATURES LISTED BELOW)  
WIRING DIAGRAM NO. (ENG) 612-2717-01 (AC) 612-4814-01

PART NO.	QTY.	DESCRIPTION	PART NO.	QTY.	DESCRIPTION
Gas - Gasoline Carburetor					
504-0007	1	Cock, Shut Off - Fuel Pump			
502-0020	1	Elbow, Street - Fuel Pump			
332-0941	1	Tie, Cable - Solenoid Coil Assembly			
301-2019	1	Panel, Control - Upper			

SPECIAL PARTS LIST FOR MODEL 15.0RJC-18R SPEC 12AA  
 FOR STANDARD PARTS REFER TO CATALOG 974-0220 KEY NO. 2  
 (PARTS CATALOG ALSO CONTAINS COMPONENTS FOR MAJOR OPTIONAL FEATURES LISTED BELOW)

WIRING DIAGRAM NO. (ENG)612-2717-01(AC)612-4814-C

PART NO.	QTY.	DESCRIPTION	PART NO.	QTY.	DESCRIPTION
Gas - Gasoline Carburetor					
332-0941	1	Tie, Cable - Solenoid Coil Assembly			
520-0798	4	Stud, Generator Through			
520-0790	1	Stud, Rotor Through			
301-2019	1	Panel, Control - Upper			

SPECIAL PARTS LIST FOR MODEL

15.0RJC-3CR

SPEC

12AB

FOR STANDARD PARTS REFER TO CATALOG

974-0220

KEY NO.

2

(PARTS CATALOG ALSO CONTAINS COMPONENTS FOR MAJOR OPTIONAL FEATURES LISTED BELOW)

WIRING DIAGRAM NO. (ENG) 612-5485-01 (AC) 612-5485-01

PART NO.	QTY.	DESCRIPTION	PART NO.	QTY.	DESCRIPTION
----------	------	-------------	----------	------	-------------

Combination Gas - Gasoline Carburetor

504-0007	1	Cock, Shut Off - Fuel Pump
502-0020	1	Elbow, Street - Fuel Pump
332-0941	1	Tie, Cable - Solenoid & Coil Assembly
301-2019	1	Panel, Control - Upper

SPECIAL PARTS LIST FOR MODEL 15.0RJC-18R SPEC 12AB  
 FOR STANDARD PARTS REFER TO CATALOG 974-0220 KEY NO. 32  
 (PARTS CATALOG ALSO CONTAINS COMPONENTS FOR MAJOR OPTIONAL FEATURES LISTED BELOW)  
 WIRING DIAGRAM NO. (ENG)612-5487-01(AC)612-5485-01

PART NO.	QTY.	DESCRIPTION	PART NO.	QTY.	DESCRIPTION
Gas - Gasoline Carburetor					
332-0941	1	Tie, Cable - Solenoid Coil Assembly			
520-0796	4	Stud, Generator Through			
520-0790	1	Stud, Rotor Through			
301-2019	1	Panel, Control - Upper			



SPECIAL PARTS LIST FOR MODEL 12.5RJC-3CR SPEC 13AA  
 FOR STANDARD PARTS REFER TO CATALOG 974-0220 KEY NO. 1  
 (PARTS CATALOG ALSO CONTAINS COMPONENTS FOR MAJOR OPTIONAL FEATURES LISTED BELOW)  
 WIRING DIAGRAM NO. (ENG)612-4872-01 (AC)612-5225-0

PART NO.	QTY.	DESCRIPTION	PART NO.	QTY.	DESCRIPTION
----------	------	-------------	----------	------	-------------

Note: Pennsylvania Approved  
 Natural Gas Carburetor  
 High Compression Pistons

301-1788	1	Panel, Control - Upper
308-0005	1	Switch, Selector - Toggle, Engine Control
332-0795	1	Block, Terminal - 16 Place
332-0862	1	Strip, Marker - For 16 Place Block
301-2895	1	Panel, Control - Lower
149-0558	1	Strainer
307-0829	1	Kit, Coil - Replaces Magnetic Valve
416-0325	1	Hydrometer, 3 Color Scale - Battery Tester

SPECIAL PARTS LIST FOR **MODEL** 15.0RJC-3CR31 **SPEC** 13AA  
 FOR STANDARD PARTS REFER TO **CATALOG** 974-0220 **KEY NO.** 2  
 (PARTS CATALOG ALSO CONTAINS COMPONENTS FOR MAJOR OPTIONAL FEATURES LISTED BELOW)  
**WIRING DIAGRAM NO.** (ENG)612-4872-01(AC)612-5225-

PART NO.	QTY.	DESCRIPTION	PART NO.	QTY.	DESCRIPTION
Note: Pennsylvania Approved Natural Gas Carburetor High Compression Pistons					
308-0005	1	Switch, Selector - Toggle			
332-0795	1	Block, Terminal - 16 Place			
332-0862	1	Strip, Marker (For 16 Place Block)			
301-2895	1	Panel, Control - Lower			
301-1788	1	Panel, Control - Upper			
149-0558	1	Strainer, Regulator			
307-0829	1	Kit, Coil Replacement			
416-0325	1	Hydrometer, 3 Color Scale - Battery Tester			

## SPECIAL PARTS LIST FOR MODEL

12.5RJC-18R

**SPEC**

13AA

FOR STANDARD PARTS REFER TO CATALOG

974-0220

**KEY NO.**

1

(PARTS CATALOG ALSO CONTAINS COMPONENTS FOR MAJOR OPTIONAL FEATURES LISTED BELOW

**WIRING DIAGRAM NO.** (ENG)612-2717-02(AC)612-4814-02

PART NO.	QTY.	DESCRIPTION	PART NO.	QTY.	DESCRIPTION
Natural Gas Carburetor					
301-2019	1	Panel, Control - Upper			

SPECIAL PARTS LIST FOR MODEL 12.5RJC-18331 SPEC 13AA  
 FOR STANDARD PARTS REFER TO CATALOG 974-0220 KEY NO. 1  
 (PARTS CATALOG ALSO CONTAINS COMPONENTS FOR MAJOR OPTIONAL FEATURES LISTED BELOW)  
 WIRING DIAGRAM NO. (ENG)612-4872-01(AC)612-5226-0

PART NO.	QTY.	DESCRIPTION	PART NO.	QTY.	DESCRIPTION
----------	------	-------------	----------	------	-------------

Note: Pennsylvania Approved  
 Natural Gas Carburetor  
 High Compression Pistons

308-0005	1	Switch, Selector - Toggle
332-0795	1	Block, Terminal - 16 Place
332-0862	1	Strip, Marker (For 16 Place Block)
301-2895	1	Panel, Control - Lower
301-1788	1	Panel, Control - Upper
149-0558	1	Strainer, Regulator
307-0829	1	Kit, Coil Replacement
418-0325	1	Spirometer; 3 Color Scale - Battery Tester

SPECIAL PARTS LIST FOR MODEL 15.0RJC-18R31 SPEC 13AA  
 FOR STANDARD PARTS REFER TO CATALOG 974-0220 KEY NO. 2  
 (PARTS CATALOG ALSO CONTAINS COMPONENTS FOR MAJOR OPTIONAL FEATURES LISTED BELOW)  
 WIRING DIAGRAM NO. (ENG) 612-4872-01 (AC) 612-5226-(

PART NO.	QTY.	DESCRIPTION	PART NO.	QTY.	DESCRIPTION
----------	------	-------------	----------	------	-------------

Note: Pennsylvania Approved  
 Natural Gas Carburetor  
 High Compression Pistons

520-0798	4	Stud, Generator Through			
520-0790	1	Stud, Rotor Through			
301-1788	1	Panel, Control - Upper			
301-2895	1	Panel, Control - Lower			
308-0005	1	Switch, Selector			
332-0862	2	Strip, Marker			
332-0745	1	Block, Terminal - Engine			
149-0558	1	Strainer, Regulator			
307-0829	1	Kit, Coil Replacement			
416-0325	1	Hydrometer, 3 Color Scale - Battery Tester			



SPECIAL PARTS LIST FOR MODEL 12.5RJC-3CR31 SPEC 13AB  
 FOR STANDARD PARTS REFER TO CATALOG 974-0220 KEY NO. 1  
 (PARTS CATALOG ALSO CONTAINS COMPONENTS FOR MAJOR OPTIONAL FEATURES LISTED BELOW)  
 WIRING DIAGRAM NO. (ENG) 612-5497-02 (AC) 612-5499-0

PART NO.	QTY.	DESCRIPTION	PART NO.	QTY.	DESCRIPTION
Natural Gas Carburetor Note: Pennsylvania Approved High Compression Pistons Low Oil Pressure Cut Off High Water Temperature Cut Off Overspeed Cut Off					
301-1788	1	Panel, Control - Upper			
322-0004	4	Lamp, Plant, Low Oil Pressure High Water Temperature, Overspeed			
322-0069	4	Holder, Lamp			
307-0848	1	Relay, Oil Pressure, To 15 Seconds			
307-0655	3	Relay, Low Oil Pressure, High Water Temperature, Overspeed			
307-1143	1	Relay, Generating			
323-0760	1	Socket, Relay			
332-0943	2	Spacer, Relay Socket (3/8" O.D. x 3/16" I.D.)			
307-0819	1	Relay, Low Engine Temp.			
307-0778	1	Spring, Holddown			
332-1005	1	Block, Terminal (20 Place)			
332-1006	1	Strip, Marker-For 20 Place Block			
308-0005	1	Switch, Selector-Toggle			
301-2125	1	Panel, Control - Lower			
301-3241	1	Bracket, Relay Mounting			
301-2393	1	Bracket, Relay Mounting			
323-0052	3	Socket, 8 Contact-Octal Type			
307-1157	1	Spring, Relay Holddown			
307-0819	2	Relay, Low Oil Pressure, High Water Temp.			
149-0558	1	Strainer, Regulator			
307-0829	1	Kit, Coil Replacement			
416-0325	1	Hydrometer, 3 Color Scale- Battery Tester			

SPECIAL PARTS LIST FOR MODEL 12.5RJC-18R SPEC 13AB  
FOR STANDARD PARTS REFER TO CATALOG 974-0220 KEY NO. 1  
(PARTS CATALOG ALSO CONTAINS COMPONENTS FOR MAJOR OPTIONAL FEATURES LISTED BELOW)  
WIRING DIAGRAM NO. (ENG) 612-5487-01 (AC) 612-5485-01

PART NO.	QTY.	DESCRIPTION	PART NO.	QTY.	DESCRIPTION
----------	------	-------------	----------	------	-------------

Natural Gas Carburetor

301-2019	1	Panel, Control -- Upper			
----------	---	-------------------------	--	--	--



SPECIAL PARTS LIST FOR MODEL 12.5RJC-4R SPEC 14AA  
FOR STANDARD PARTS REFER TO CATALOG 974-0220 KEY NO. 1  
(PARTS CATALOG ALSO CONTAINS COMPONENTS FOR MAJOR OPTIONAL FEATURES LISTED BELOW)

WIRING DIAGRAM NO. (ENG) 612-2717-01 (AC) 612-4816-01

PART NO.	QTY.	DESCRIPTION	PART NO.	QTY.	DESCRIPTION
591-2204	1	Panel, Control - Upper			

SPECIAL PARTS LIST FOR MODEL 15.0RJC-4R SPEC 14AA  
FOR STANDARD PARTS REFER TO CATALOG 974-0220 KEY NO. 2  
(PARTS CATALOG ALSO CONTAINS COMPONENTS FOR MAJOR OPTIONAL FEATURES LISTED BELOW)  
WIRING DIAGRAM NO. (ENG)612-2717-01(AC)612-4816-0

PART NO.	QTY.	DESCRIPTION	PART NO.	QTY.	DESCRIPTION
520-0798	4	Stud, Generator Through			
520-0790	1	Stud, Rotor Through			
301-2204	1	Panel, Control - Upper			

SPECIAL PARTS LIST FOR MODEL 15.0RJC-5DR SPEC 14AA  
FOR STANDARD PARTS REFER TO CATALOG 974-0220 KEY NO. 2  
(PARTS CATALOG ALSO CONTAINS COMPONENTS FOR MAJOR OPTIONAL FEATURES LISTED BELOW)  
WIRING DIAGRAM NO. \*(ENG) 612-2717-01(AC) 612-4818-01

PART NO.	QTY.	DESCRIPTION	PART NO.	QTY.	DESCRIPTION
----------	------	-------------	----------	------	-------------

520-0798	4	Stud, Generator Through			
520-0790	1	Stud, Rotor Through			
301-2204	1	Panel, Control - Upper			

SPECIAL PARTS LIST FOR MODEL 12.5RJC-8R SPEC 14AA  
FOR STANDARD PARTS REFER TO CATALOG 974-0220 KEY NO. 1  
(PARTS CATALOG ALSO CONTAINS COMPONENTS FOR MAJOR OPTIONAL FEATURES LISTED BELOW)  
WIRING DIAGRAM NO. (ENG) 612-2717-01 (AC) 612-4979-0

PART NO.	QTY.	DESCRIPTION	PART NO.	QTY.	DESCRIPTION
----------	------	-------------	----------	------	-------------

301-2204	1	Panel, Control - Upper			
----------	---	------------------------	--	--	--

SPECIAL PARTS LIST FOR MODEL 12.5RJC-5DR SPEC 14AB  
FOR STANDARD PARTS REFER TO CATALOG 974-0220 KEY NO. 1  
(PARTS CATALOG ALSO CONTAINS COMPONENTS FOR MAJOR OPTIONAL FEATURES LISTED BELOW)  
WIRING DIAGRAM NO. (ENG) 612-5487-01 (AC) 612-5502-0

PART NO.	QTY.	DESCRIPTION	PART NO.	QTY.	DESCRIPTION
----------	------	-------------	----------	------	-------------

301-2204	1	Panel, Control - Upper			
----------	---	------------------------	--	--	--

SPECIAL PARTS LIST FOR MODEL 12.5RJC-53R SPEC 14AB  
FOR STANDARD PARTS REFER TO CATALOG 974-0220 KEY NO. 1  
(PARTS CATALOG ALSO CONTAINS COMPONENTS FOR MAJOR OPTIONAL FEATURES LISTED BELOW)  
WIRING DIAGRAM NO. (ENG) 612-5487-01 (AC) 612-5486-04

PART NO.	QTY.	DESCRIPTION	PART NO.	QTY.	DESCRIPTION
220-2026	1	Stator Assembly, Wound			
520-0798	4	Stud, Generator Through			
520-0790	1	Stud, Rotor Through			
301-2288	1	Panel, Control - Upper			

SPECIAL PARTS LIST FOR MODEL 15.0RJC-3R SPEC 18AA

FOR STANDARD PARTS REFER TO CATALOG 974-0220 KEY NO. 2

(PARTS CATALOG ALSO CONTAINS COMPONENTS FOR MAJOR OPTIONAL FEATURES LISTED BELOW)

WIRING DIAGRAM NO. (ENG)612-2717-01(AC)612-4815-02

PART NO.	QTY.	DESCRIPTION	PART NO.	QTY.	DESCRIPTION
----------	------	-------------	----------	------	-------------

Gas - Gasoline Carburetor

504-0007	1	Cock, Shut Off - Fuel Pump
502-0020	1	Elbow, Street - Fuel Pump
332-0941	1	Tie, Cable - Solenoid Coil Assembly
301-2288	1	Panel, Control - Upper

SPECIAL PARTS LIST FOR MODEL 15.0RJC-4R SPEC 18AA  
 FOR STANDARD PARTS REFER TO CATALOG 974-0220 KEY NO.         
 (PARTS CATALOG ALSO CONTAINS COMPONENTS FOR MAJOR OPTIONAL FEATURES LISTED BEL  
 WIRING DIAGRAM NO. (ENG) 612-2717-01 (AC) 612-4816-

PART NO.	QTY.	DESCRIPTION	PART NO.	QTY.	DESCRIPTION
----------	------	-------------	----------	------	-------------

Gas - Gasoline Carburetor

332-0941	1	Tie, Cable - Solenoid Coil Assembly
520-0798	4	Stud, Generator Through
520-0790	1	Stud, Rotor Through
301-2204	1	Panel, Control - Upper



SPECIAL PARTS LIST FOR MODEL 15.0RJC-4XR SPEC 18AA  
 FOR STANDARD PARTS REFER TO CATALOG 974-0220 KEY NO. 2  
 (PARTS CATALOG ALSO CONTAINS COMPONENTS FOR MAJOR OPTIONAL FEATURES LISTED BELC  
 WIRING DIAGRAM NO. (ENG) 612-2717-01 (AC) 612-4817-0

PART NO.	QTY.	DESCRIPTION	PART NO.	QTY.	DESCRIPTION
----------	------	-------------	----------	------	-------------

Gas - Gasoline Carburetor

332-0941	1	Cable, Tie - Solenoid
520-0798	4	Stud, Generator Through
520-0790	1	Stud, Rotor Through
301-2308	1	Panel, Control - Copper

SPECIAL PARTS LIST FOR MODEL 15.0RJC-5DR SPEC 18AA  
 FOR STANDARD PARTS REFER TO CATALOG 974-0220 KEY NO. 2  
 (PARTS CATALOG ALSO CONTAINS COMPONENTS FOR MAJOR OPTIONAL FEATURES LISTED BELOW)  
 WIRING DIAGRAM NO. (ENG)612-2717-01(AC)612-4818-1

PART NO.	QTY.	DESCRIPTION	PART NO.	QTY.	DESCRIPTION
Gas - Gasoline Carburetor					
332-0941	1	Tie, Cable - Solenoid Coil Assembly			
520-0798	4	Stud, Generator Through			
520-0790	1	Stud, Rotor Through			
301-2204	1	Panel, Control - Upper			

SPECIAL PARTS LIST FOR MODEL 15.0RJC-4XR SPEC 18AB  
FOR STANDARD PARTS REFER TO CATALOG 974-0220 KEY NO. 2  
(PARTS CATALOG ALSO CONTAINS COMPONENTS FOR MAJOR OPTIONAL FEATURES LISTED BELOW)  
WIRING DIAGRAM NO. (ENG) 612-5487-01 (AC) 612-5501-

PART NO.	QTY.	DESCRIPTION	PART NO.	QTY.	DESCRIPTION
----------	------	-------------	----------	------	-------------

Gas - Gasoline Carburetor

332-0941	1	Cable, Tie - Solenoid
520-0798	4	Stud, Generator Through
520-0790	1	Stud, Rotor Through
301-2308	1	Panel, Control - Upper

SPECIAL PARTS LIST FOR MODEL 12.5RJC-18R SPEC 261AA  
 FOR STANDARD PARTS REFER TO CATALOG 974-0220 KEY NO. 3  
 (PARTS CATALOG ALSO CONTAINS COMPONENTS FOR MAJOR OPTIONAL FEATURES LISTED BELOW)  
 WIRING DIAGRAM NO. (ENG)612-2717-01(AC)612-4814-0

PART NO.	QTY.	DESCRIPTION	PART NO.	QTY.	DESCRIPTION
Gas - Gasoline Carburetor					
City Water Cooled					
Water Cooled Manifold					
504-0007	1	Cock, Shut Off - Fuel Pump			
502-0020	1	Elbow, Street - Fuel Pump			
332-0941	1	Tie, Cable - Coil Assembly			
517-0059	1	Plug, Expansion (1-7/16" OD)			
503-0478	1	Hose, Water Inlet, 9" lg.			
505-0376	1	Elbow (3/8" N°45°)			
301-0019	1	Panel, Control - Upper			

SPECIAL PARTS LIST FOR MODEL 15.0RJC-4R SPEC 302AA  
 FOR STANDARD PARTS REFER TO CATALOG 974-0220 KEY NO. 2  
 (PARTS CATALOG ALSO CONTAINS COMPONENTS FOR MAJOR OPTIONAL FEATURES LISTED BEL  
 WIRING DIAGRAM NO. (ENG) 612-2717-01 (AC) 612-4816-

PART NO.	QTY.	DESCRIPTION	PART NO.	QTY.	DESCRIPTION
----------	------	-------------	----------	------	-------------

Day Tank - Reservoir

504-0007	1	Cock, Shutoff - Fuel Pump
502-0020	1	Elbow, Street Pipe - Fuel Pump
520-0798	4	Stud, Generator Through
520-0790	1	Stud, Rotor Through
301-2204	1	Panel, Control - Upper

SPECIAL PARTS LIST FOR MODEL 12.5RJC-3R SPEC 809AA  
 FOR STANDARD PARTS REFER TO CATALOG 974-0220 KEY NO.       
 (PARTS CATALOG ALSO CONTAINS COMPONENTS FOR MAJOR OPTIONAL FEATURES LISTED BE  
 WIRING DIAGRAM NO. (ENG) 612-2717-01 (AC) 612-481

PART NO.	QTY.	DESCRIPTION	PART NO.	QTY.	DESCRIPTION
City Water Cooled					
502-0103	1	Connector, Inverted Male			
526-0022	2	Washer, Flat (9/16" OD X 1/16" Thick)			
517-0039	1	Plug, Expansion (1-7/16" OD)			
505-0135	3	Nipple, Half (3/8")			
503-0478	1	Flange, Water Inlet (9" Lg.)			
505-0376	1	Elbow (3/8" X 45°)			
301-2288	1	Panel, Control - Upper			

SPECIAL PARTS LIST FOR MODEL 15.0RJC-4R SPEC 854AA  
 FOR STANDARD PARTS REFER TO CATALOG 974-0220 KEY NO. 4  
 (PARTS CATALOG ALSO CONTAINS COMPONENTS FOR MAJOR OPTIONAL FEATURES LISTED BELOW)  
 WIRING DIAGRAM NO. (ENG) 612-2717-01 (AC) 612-4816-02

PART NO.	QTY.	DESCRIPTION	PART NO.	QTY.	DESCRIPTION
City Water Cooled					
Water Cooled Manifold					
Combination Carburetor					
517-0059	1	Plug, Expansion - Exhaust			
		Manifold (1-7/16" OD)			
332-0941	1	Tie, Cable - Solenoid Coil			
503-0478	1	Hose, Water Inlet - 9" Lg.			
505-0376	1	Elbow, 45° (3/8")			
520-0798	4	Stud, Generator Through			
520-0790	1	Stud, Rotor Through			
301-2204	1	Panel, Control - Upper			

SPECIAL PARTS LIST FOR MODEL 15.0RJC-4XR SPEC 854AA  
 FOR STANDARD PARTS REFER TO CATALOG 974-0220 KEY NO. 4  
 (PARTS CATALOG ALSO CONTAINS COMPONENTS FOR MAJOR OPTIONAL FEATURES LISTED BELOW)  
 WIRING DIAGRAM NO. (ENG) 612-2717-01 (AC) 612-4817-C

PART NO.	QTY.	DESCRIPTION	PART NO.	QTY.	DESCRIPTION
City Water Cooled					
Water Cooled Manifold					
Gas - Gasoline Carburetor					
517-0059	1	Plug, Expansion - Exhaust Manifold (1-7/16" OD)			
503-0478	1	Hose, Water Inlet - 9" Lg.			
332-0941	1	Cable, Tie - Solenoid			
520-0798	4	Stud, Generator Through			
520-0790	1	Stud, Rotor Through			
301-2308	1	Panel, Control - Upper			



SPECIAL PARTS LIST FOR MODEL 12.5RJC-3CR31 SPEC 930AA  
 FOR STANDARD PARTS REFER TO CATALOG 974-0220 KEY NO. 3  
 (PARTS CATALOG ALSO CONTAINS COMPONENTS FOR MAJOR OPTIONAL FEATURES LISTED BELC  
 WIRING DIAGRAM NO. (ENG) 612-4872-01 (AC) 612-5225-0

PART NO.	QTY.	DESCRIPTION	PART NO.	QTY.	DESCRIPTION
----------	------	-------------	----------	------	-------------

Note: Pennsylvania Approved  
 Natural Gas Carburetor  
 City Water Cooled  
 High Compression Pistons

517-0059	1	Plug, Expansion (1-7/16" OD)			
503-0478	1	Hose, Water Inlet (9" Lg.)			
505-0376	1	Elbow (3/8" X 1/2")			
301-1788	1	Panel, Control - Upper			
308-0005	1	Switch, Selector - Toggle			
332-0795	1	Block, Terminal (16 Place)			
332-0862	1	Strip, Marker - For 16 Place Block			
301-2895	1	Panel, Control - Lower			
149-0558	1	Strainer, Regulator			
307-0829	1	Kit, Coil Replacement			
416-0325	1	Hydrometer, 3 Color Scale - Battery Tester			
307-0833	1	Valve, Solenoid - Electric			
504-0019	1	Valve, Lock Shield - Manual			

SPECIAL PARTS LIST FOR MODEL 15.0RJC-3CR31 SPEC 930AA  
 FOR STANDARD PARTS REFER TO CATALOG 974-0220 KEY NO. 4  
 (PARTS CATALOG ALSO CONTAINS COMPONENTS FOR MAJOR OPTIONAL FEATURES LISTED BELOW)  
 WIRING DIAGRAM NO. (ENG)612-4872-01(AC)612-5225-

PART NO.	QTY.	DESCRIPTION	PART NO.	QTY.	DESCRIPTION
Note: Pennsylvania Approved Natural Gas Carburetor City Water Cooled Water Cooled Manifold High Compression Pistons					
517-0059	1	Plug, Expansion (1-7/16" OD).			
503-0478	1	Hose, Water Inlet - 9" Lg.			
505-0376	1	Elbow, 45° (3/8")			
308-3005	1	Switch, Selector - Toggle			
332-0795	1	Block, Terminal - 16 Place			
332-0862	1	Strip, Marker (For 16 Place Block)			
301-1895	1	Panel, Control - Lower			
301-1786	1	Panel, Control - Upper			
149-0556	1	Strainer, Regulator			
517-0819	1	Kit, Oil Replacement			
410-1113	1	Hydrometer, 5 Color Scale - Battery Tester			
317-1831	1	Valve, Solenoid - Electric			
334-0019	1	Valve, Lock Shield - Manual			

SPECIAL PARTS LIST FOR MODEL 12.5RJC-18R SPEC 930AA  
FOR STANDARD PARTS REFER TO CATALOG 974-0220 KEY NO. 3  
(PARTS CATALOG ALSO CONTAINS COMPONENTS FOR MAJOR OPTIONAL FEATURES LISTED BELOW)  
WIRING DIAGRAM NO. (ENG) 612-2717-01 (AC) 612-4814-0

PART NO.	QTY.	DESCRIPTION	PART NO.	QTY.	DESCRIPTION
		Natural Gas Carburetor			
		City Water Cooled			
		Water Cooled Manifold			
517-0059	1	Plug, Expansion (1-7/16" OD)			
503-0478	1	hose, Water Inlet, 9" Lg.			
505-0376	1	Elbow (3/8" X 45°)			
301-2019	1	Panel, Control - Upper			

SPECIAL PARTS LIST FOR MODEL 12.5RJC-18R31 SPEC 930AA  
 FOR STANDARD PARTS REFER TO CATALOG 974-0220 KEY NO. 3  
 (PARTS CATALOG ALSO CONTAINS COMPONENTS FOR MAJOR OPTIONAL FEATURES LISTED BELC  
 WIRING DIAGRAM NO. (ENG) 612-4872-01(AC) 612-5226-

PART NO.	QTY.	DESCRIPTION	PART NO.	QTY.	DESCRIPTION
----------	------	-------------	----------	------	-------------

Note: Pennsylvania Approved  
 Natural Gas Carburetor  
 High Compression Pistons  
 City Water Cooled  
 Water Cooled Manifold

517-0059	1	Plug, Expansion (1-7/16" OD)
503-0478	1	Hose, Water Inlet, (9" Lg.)
505-0376	1	Elbow, 45° (3/8")
301-1788	1	Panel, Control - Upper
308-0003	1	Switch, Selector - Toggle
332-0795	1	Block, Terminal (16 Place)
332-0862	1	Strip, Marker - For 16 Place Block
301-2895	1	Panel, Control - Lower
149-0558	1	Strainer, Regulator
307-0829	1	Kit, Coil Replacement
416-0325	1	Hydrometer, 3 Color Scale - Battery Tester
307-0833	1	Valve, Solenoid - Electric
504-0019	1	Valve, Lock Shield - Manual

SPECIAL PARTS LIST FOR MODEL 12.5RJC-3CR SPEC 1018AA  
FOR STANDARD PARTS REFER TO CATALOG 974-0220 KEY NO. 1  
(PARTS CATALOG ALSO CONTAINS COMPONENTS FOR MAJOR OPTIONAL FEATURES LISTED BELOW)  
WIRING DIAGRAM NO. (ENG)612-2717-01(AC)612-4814-01

PART NO.	QTY.	DESCRIPTION	PART NO.	QTY.	DESCRIPTION
Housed Model					
Combination Carburetor - Gas - Gasoline					
504-0007	1	Cock, Shut Off - Fuel Pump			
502-0020	1	Elbow, Fuel Pump Inlet			
332-0941	1	Tie, Cable - Solenoid Coil Assembly			
301-2019	1	Panel, Control - Upper			

SPECIAL PARTS LIST FOR MODEL 12.5RJC-18R SPEC 1018AA  
FOR STANDARD PARTS REFER TO CATALOG 974-0220 KEY NO. 1  
(PARTS CATALOG ALSO CONTAINS COMPONENTS FOR MAJOR OPTIONAL FEATURES LISTED BELC  
WIRING DIAGRAM NO. (ENG)612-2717-01(AC)612-4814-1

PART NO.	QTY.	DESCRIPTION	PART NO.	QTY.	DESCRIPTION
----------	------	-------------	----------	------	-------------

Housed Model  
Gas - Gasoline Carburetor

504-8007	1	Cock, Shut Off - Fuel Pump
502-0020	1	Elbow, Street - Fuel Pump
332-0941	1	Tie, Cable - Coil Assembly
301-2019	1	Panel, Control - Upper

SPECIAL PARTS LIST FOR MODEL 15.0RJC-18R SPEC 1018AA  
FOR STANDARD PARTS REFER TO CATALOG 974-0220 KEY NO. 2  
(PARTS CATALOG ALSO CONTAINS COMPONENTS FOR MAJOR OPTIONAL FEATURES LISTED BELOW)  
WIRING DIAGRAM NO. (ENG)612-2717-01(AC)612-4814-0

PART NO.	QTY.	DESCRIPTION	PART NO.	QTY.	DESCRIPTION
Housed Unit					
Gas - Gasoline Carburetor					
332-0941	1	Tie, Cable - Solenoid Coil Assembly			
520-0798	4	Stud, Generator Through			
520-0790	1	Stud, Rotor Through			
301-2019	1	Panel, Control - Upper			

SPECIAL PARTS LIST FOR MODEL 12.5RJC-3CR SPEC 1018AB  
 FOR STANDARD PARTS REFER TO CATALOG 974-0220 KEY NO. 1  
 (PARTS CATALOG ALSO CONTAINS COMPONENTS FOR MAJOR OPTIONAL FEATURES LISTED BELOW)  
 WIRING DIAGRAM NO. (ENG) 612-5487-01 (AC) 612-5485-

PART NO.	QTY.	DESCRIPTION	PART NO.	QTY.	DESCRIPTION
Housed Model <u>12.5</u>					
Combination Carburetor - Gas - Gasoline					
504-0007	1	Cock, Shut Off - Fuel Pump			
502-0020	1	Elbow, Fuel Pump Inlet			
532-0941	1	Tie, Cable - Solenoid Coil Assembly			
301-2019	1	Panel, Control - Upper			



SPECIAL PARTS LIST FOR MODEL 15.0RJC-18R SPEC 1041AA  
FOR STANDARD PARTS REFER TO CATALOG 974-0220 KEY NO. 2  
(PARTS CATALOG ALSO CONTAINS COMPONENTS FOR MAJOR OPTIONAL FEATURES LISTED BELOW)  
WIRING DIAGRAM NO. (ENG) 612-2717-01 (AC) 612-4814-0

PART NO.	QTY.	DESCRIPTION	PART NO.	QTY.	DESCRIPTION
----------	------	-------------	----------	------	-------------

Housed Unit  
Mounted Fuel Tank

520-0798	4	Stud, Generator Through
520-0790	1	Stud, Rotor Through
301-2019	1	Panel, Control - Upper
501-0005	1	Line, Fuel - Flex (18 1/2" Lg.)

SPECIAL PARTS LIST FOR MODEL 15.0RJC-3R SPEC 1047AA  
FOR STANDARD PARTS REFER TO CATALOG 974-0220 KEY NO. 2  
(PARTS CATALOG ALSO CONTAINS COMPONENTS FOR MAJOR OPTIONAL FEATURES LISTED BELOW)  
WIRING DIAGRAM NO. (ENG) 612-2717-01 (AC) 612-4815-C

PART NO.	QTY.	DESCRIPTION	PART NO.	QTY.	DESCRIPTION
----------	------	-------------	----------	------	-------------

Housed Model

Gas - Gasoline Carburetor

504-0007	1	Cock, Shut Off - Fuel Pump
502-0020	1	Elbow, Street - Fuel Pump
332-0941	1	Tie, Cable - Solenoid Coil Assembly
301-2288	1	Panel, Control - Upper

SPECIAL PARTS LIST FOR MODEL 15.0RJC-4R SPEC 1047AA  
FOR STANDARD PARTS REFER TO CATALOG 974-0220 KEY NO. 2  
(PARTS CATALOG ALSO CONTAINS COMPONENTS FOR MAJOR OPTIONAL FEATURES LISTED BELOW)  
WIRING DIAGRAM NO. (ENG) 612-2717-01 (AC) 612-4816-0

PART NO.	QTY.	DESCRIPTION	PART NO.	QTY.	DESCRIPTION
----------	------	-------------	----------	------	-------------

Housed Model  
Combination Carburetor

332-0941	1	Tie, Cable - Solenoid Coil
520-0798	4	Stud, Generator Through
520-0790	1	Stud, Rotor Through
301-2204	1	Panel, Control - Upper

SPECIAL PARTS LIST FOR MODEL 12.5RJC-5DR SPEC 1047AA  
FOR STANDARD PARTS REFER TO CATALOG 974-0220 KEY NO. 1  
(PARTS CATALOG ALSO CONTAINS COMPONENTS FOR MAJOR OPTIONAL FEATURES LISTED BEL  
WIRING DIAGRAM NO. (ENG)612-2717-01(AC)612-4818-

PART NO.	QTY.	DESCRIPTION	PART NO.	QTY.	DESCRIPTION
----------	------	-------------	----------	------	-------------

Housed Model  
Gas - Gasoline Carburetor

504-0007	1	Cock, Shut Off - Fuel Pump
502-0020	1	Elbow, Street - Fuel Pump
332-0941	1	Tie, Cable - Coil Assembly
301-2204	1	Panel, Control - Upper

SPECIAL PARTS LIST FOR MODEL 15.0RJC-5DR SPEC 1047AA  
FOR STANDARD PARTS REFER TO CATALOG 974-0220 KEY NO. 2  
(PARTS CATALOG ALSO CONTAINS COMPONENTS FOR MAJOR OPTIONAL FEATURES LISTED BELOW)  
WIRING DIAGRAM NO. (ENG) 612-2717-01 (AC) 612-4818-0

PART NO.	QTY.	DESCRIPTION	PART NO.	QTY.	DESCRIPTION
Housed Unit Gas - Gasoline Carburetor					
332-0941	1	Tie, Cable - Solenoid Coil Assembly			
520-0798	4	Stud, Generator Through			
520-0790	1	Stud, Rotor Through			
301-2204	1	Panel, Control - Upper			

SPECIAL PARTS LIST FOR MODEL 15.0RJC-3R SPEC 1047AB  
 FOR STANDARD PARTS REFER TO CATALOG 974-0220 KEY NO. 2  
 (PARTS CATALOG ALSO CONTAINS COMPONENTS FOR MAJOR OPTIONAL FEATURES LISTED BELOW)  
 WIRING DIAGRAM NO. (ENG) 612-5487-01 (AC) 612-5486-01

PART NO.	QTY.	DESCRIPTION	PART NO.	QTY.	DESCRIPTION
Housed Model Gas - Gasoline Carburetor					
504-0007	1	Cock, Shut Off - Fuel Pump			
502-0000	1	Elbow, Street - Fuel Pump			
332-0841	1	Tie, Cable - Solenoid Coil Assembly			
301-2188	1	Panel, Control - Upper			

SPECIAL PARTS LIST FOR MODEL 15.0RJC-4R SPEC 1047AB  
 FOR STANDARD PARTS REFER TO CATALOG 974-0220 KEY NO.       
 (PARTS CATALOG ALSO CONTAINS COMPONENTS FOR MAJOR OPTIONAL FEATURES LISTED BE  
 WIRING DIAGRAM NO. (ENG) 612-5487-01 (AC) 612-5500

PART NO.	QTY.	DESCRIPTION	PART NO.	QTY.	DESCRIPTION
----------	------	-------------	----------	------	-------------

Housed Model  
 Combination Gas - Gasoline Carburetor

332-0941	1	Tie, Cable - Solenoid Coil
520-0798	4	Stud, Generator Through
520-0790	1	Stud, Rotor Through
301-2204	1	Panel, Control - Upper

SPECIAL PARTS LIST FOR MODEL 15.0RJC-5DR SPEC 1047AB  
 FOR STANDARD PARTS REFER TO CATALOG 974-0220 KEY NO.         
 (PARTS CATALOG ALSO CONTAINS COMPONENTS FOR MAJOR OPTIONAL FEATURES LISTED BEL  
 WIRING DIAGRAM NO. (ENG) 612-5487-01 (AC) 612-5502

PART NO.	QTY.	DESCRIPTION	PART NO.	QTY.	DESCRIPTION
----------	------	-------------	----------	------	-------------

Housed Unit

Gas - Gasoline Carburetor

332-0941	1	Tie, Cable - Solenoid Coil Assembly
520-0798	4	Stud, Generator Through
520-0790	1	Stud, Rotor Through
301-2204	1	Panel, Control - Upper



Power  
Generation

March 1, 1979

Revised

Redistribution or publication of this document by any means, is strictly prohibited.



SPECIAL PARTS LIST FOR MODEL 12.5RJC-3R SPEC 1092AA  
FOR STANDARD PARTS REFER TO CATALOG 974-0220 KEY NO. 1  
(PARTS CATALOG ALSO CONTAINS COMPONENTS FOR MAJOR OPTIONAL FEATURES LISTED BELOW)  
WIRING DIAGRAM NO. (ENG)612-2717-01(AC)612-4815-0

PART NO.	QTY.	DESCRIPTION	PART NO.	QTY.	DESCRIPTION
----------	------	-------------	----------	------	-------------

Housed Model  
Mounted Fuel Tank

301-2288	1	Panel, Control - Upper
501-0005	1	Line, Flex (18")

SPECIAL PARTS LIST FOR MODEL 35. ORIC-3R SPEC 1092AA  
 FOR STANDARD PARTS REFER TO CATALOG 974-0220 KEY NO. 2  
 (PARTS CATALOG ALSO CONTAINS COMPONENTS FOR MAJOR OPTIONAL FEATURES LISTED BEL  
 WIRING DIAGRAM NO. (ENG)612-2717-01(AC)612-4815

PART NO.	QTY.	DESCRIPTION	PART NO.	QTY.	DESCRIPTION
Housed Model Mounted Fuel Tank					
301-2288	1	Panel, Control - Upper			
501-0005	1	Line, Elex - Mounted Fuel Tank - 18 1/2" Lg.			

SPECIAL PARTS LIST FOR MODEL 12.5RJC-5DR SPEC 1092AA  
FOR STANDARD PARTS REFER TO CATALOG 974-0220 KEY NO. 1  
(PARTS CATALOG ALSO CONTAINS COMPONENTS FOR MAJOR OPTIONAL FEATURES LISTED BELOW)  
WIRING DIAGRAM NO. (ENG)612-2717-01(AC)612-4818-0

PART NO.	QTY.	DESCRIPTION	PART NO.	QTY.	DESCRIPTION
Housed Model Mounted Fuel Tank					
301-2204	1	Panel, Control - Upper			
501-0005	1	Line, Flex - Fuel, 18 $\frac{1}{2}$ " Lg.			

SPECIAL PARTS LIST FOR MODEL 15.0RJC-5DR SPEC 1092AA  
 FOR STANDARD PARTS REFER TO CATALOG 974-0220 KEY NO. 2  
 (PARTS CATALOG ALSO CONTAINS COMPONENTS FOR MAJOR OPTIONAL FEATURES LISTED BELOW)  
 WIRING DIAGRAM NO. (ENG) 612-2717-01 (AC) 612-4818-07

PART NO.	QTY.	DESCRIPTION	PART NO.	QTY.	DESCRIPTION
Housed Unit					
Mounted Fuel Tank					
520-0798	4	Stud, Generator Through			
520-0790	1	Stud, Rotor Through			
301-2204	1	Panel, Control - Upper			
501-0005	1	Line, Fuel - Flex (18 1/2" Lg.)			

SPECIAL PARTS LIST FOR MODEL 12.5RJC-52R SPEC 1092AA  
 FOR STANDARD PARTS REFER TO CATALOG 974-0220 KEY NO. 1  
 (PARTS CATALOG ALSO CONTAINS COMPONENTS FOR MAJOR OPTIONAL FEATURES LISTED BELOW)  
 WIRING DIAGRAM NO. (ENG 612-2717-01(AC) 612-5464-0)

PART NO.	QTY.	DESCRIPTION	PART NO.	QTY.	DESCRIPTION
Housed Model Mounted Fuel Tank:					
220-2026	1	Stator, Wound			
520-0790	1	Stud, Rotor Through			
520-0798	4	Stud, Generator Through			
303-0201	1	Rheostat Assembly - Adjustable			
301-1641	1	Panel, Control - Upper			
501-0005	1	Line, Fuel - Flex, 18' Lg.			

SPECIAL PARTS LIST FOR MODEL 12.5RJC-57R SPEC 1092AA  
 FOR STANDARD PARTS REFER TO CATALOG 974-0220 KEY NO. 1  
 (PARTS CATALOG ALSO CONTAINS COMPONENTS FOR MAJOR OPTIONAL FEATURES LISTED BELOW)  
 WIRING DIAGRAM NO. (ENG) 612-2717-01 (AC) 612-4922-0

PART NO.	QTY.	DESCRIPTION	PART NO.	QTY.	DESCRIPTION
Housed Model Mounted Fuel Tank					
220-2051	1	Stator, Wound			
520-0790	1	Stud, Rotor Through			
520-0798	4	Stud, Generator Through			
502-0612	1	Voltmeter, AC 0-500 Volt			
301-2308	1	Panel, Control - Upper			
501-0005	1	Line, Fuel Flex, 18' Lg.			

SPECIAL PARTS LIST FOR MODEL 15.0RJC-4XR SPEC 1092AB  
 FOR STANDARD PARTS REFER TO CATALOG 974-0220 KEY NO. 2  
 (PARTS CATALOG ALSO CONTAINS COMPONENTS FOR MAJOR OPTIONAL FEATURES LISTED BELOW)  
 WIRING DIAGRAM NO. (ENG) 612-5487-01 (AC) 612-5501-05

PART NO.	QTY.	DESCRIPTION	PART NO.	QTY.	DESCRIPTION
Housed Unit					
Mounted Fuel Tank					
520-0798	4	Stud, Generator Through			
520-0790	1	Stud, Rotor Through			
301-2308	1	Panel, Control - Upper			
501-0005	1	Line, Fuel - Flex (18 $\frac{1}{2}$ " Lg.)			

SPECIAL PARTS LIST FOR MODEL 12.5RJC-3R

SPEC 1140AA-

FOR STANDARD PARTS REFER TO CATALOG 974-0226

KEY NO. 1

(PARTS CATALOG ALSO CONTAINS COMPONENTS FOR MAJOR OPTIONAL FEATURES LISTED BELOW)

WIRING DIAGRAM NO. (ENG) 612-2717-01 (AC) 612-4815-06

PART NO.	QTY.	DESCRIPTION	PART NO.	QTY.	DESCRIPTION
----------	------	-------------	----------	------	-------------

Housed Model

301-2288	1	Panel, Control - Upper			
----------	---	------------------------	--	--	--



SPECIAL PARTS LIST FOR MODEL 15.0RJC-3R SPEC 1140AA  
FOR STANDARD PARTS REFER TO CATALOG 974-0220 KEY NO. 2  
(PARTS CATALOG ALSO CONTAINS COMPONENTS FOR MAJOR OPTIONAL FEATURES LISTED BELOW)  
WIRING DIAGRAM NO. (ENG) 612-2717-01 (AC) 612-4815-01

PART NO.	QTY.	DESCRIPTION	PART NO.	QTY.	DESCRIPTION
----------	------	-------------	----------	------	-------------

Housed Model

301-2288	1	Panel, Control - Upper			
----------	---	------------------------	--	--	--

SPECIAL PARTS LIST FOR MODEL 15.0RJC-4R SPEC 1140AA  
FOR STANDARD PARTS REFER TO CATALOG 974-0220 KEY NO. 2  
(PARTS CATALOG ALSO CONTAINS COMPONENTS FOR MAJOR OPTIONAL FEATURES LISTED BELOW)  
WIRING DIAGRAM NO. (ENG)612-2717-01(AC)612-4816-0

PART NO.	QTY.	DESCRIPTION	PART NO.	QTY.	DESCRIPTION
----------	------	-------------	----------	------	-------------

Housed Model

520-0798	4	Stud, Generator Through
520-0790	1	Stud, Rotor Through
301-2204	1	Panel, Control - Upper

SPECIAL PARTS LIST FOR MODEL 15.0RJC-3R SPEC 1140AB

FOR STANDARD PARTS REFER TO CATALOG 974-0220 KEY NO. 2

(PARTS CATALOG ALSO CONTAINS COMPONENTS FOR MAJOR OPTIONAL FEATURES LISTED BELOW)

WIRING DIAGRAM NO. (ENG) 612-5487-01 (AC) 612-5486-0

PART NO.	QTY.	DESCRIPTION	PART NO.	QTY.	DESCRIPTION
----------	------	-------------	----------	------	-------------

Housed Model

301-2288	1	Panel, Control - Upper			
----------	---	------------------------	--	--	--

SPECIAL PARTS LIST FOR MODEL 12.5RJC-4R SPEC 1140AB  
 FOR STANDARD PARTS REFER TO CATALOG 974-0220 KEY NO. 1  
 (PARTS CATALOG ALSO CONTAINS COMPONENTS FOR MAJOR OPTIONAL FEATURES LISTED BELOW)  
 WIRING DIAGRAM NO. (ENG) 612-5487-01 (AC) 612-5500-01

PART NO.	QTY.	DESCRIPTION	PART NO.	QTY.	DESCRIPTION
Housed Model					
301-2204	1	Panel, Control - Upper			

SPECIAL PARTS LIST FOR MODEL 15.0RJC-4R SPEC 1140AB  
 FOR STANDARD PARTS REFER TO CATALOG 974-0220 KEY NO. 2  
 (PARTS CATALOG ALSO CONTAINS COMPONENTS FOR MAJOR OPTIONAL FEATURES LISTED BELOW)  
 WIRING DIAGRAM NO. (ENG) 612-5487-01 (AC) 612-5500-0

PART NO.	QTY.	DESCRIPTION	PART NO.	QTY.	DESCRIPTION
----------	------	-------------	----------	------	-------------

Housed Model

520-0798	4	Stud, Generator Through
520-0790	1	Stud, Rotor Through
301-2209	1	Panel, Control - Upper

SPECIAL PARTS LIST FOR MODEL 15.0RJC-3CR SPEC 1205AA  
 FOR STANDARD PARTS REFER TO CATALOG 974-0220 KEY NO. 4  
 (PARTS CATALOG ALSO CONTAINS COMPONENTS FOR MAJOR OPTIONAL FEATURES LISTED BELOW)  
 WIRING DIAGRAM NO. (ENG)612-2717-01(AC)612-4814-0

PART NO.	QTY.	DESCRIPTION	PART NO.	QTY.	DESCRIPTION
City Water Cooled Water Cooled Manifold LPG Liquid & Gasoline Carburetor					
504-0007	1	Cock, Shut Off - Fuel Pump			
502-0020	1	Elbow, Street - Fuel Pump			
332-0941	1	Tie, Cable - Solenoid Coil Assembly			
301-2019	1	Panel, Control - Upper			
502-0030	1	Connector, Inverted Male			

SPECIAL PARTS LIST FOR MODEL 15.0RJC -3CR SPEC 1337AA  
FOR STANDARD PARTS REFER TO CATALOG 974-0220 KEY NO. 2  
(PARTS CATALOG ALSO CONTAINS COMPONENTS FOR MAJOR OPTIONAL FEATURES LISTED BELOW)  
WIRING DIAGRAM NO. (ENG) 612-2717-01(AC)612-4814-01

PART NO.	QTY.	DESCRIPTION	PART NO.	QTY.	DESCRIPTION
----------	------	-------------	----------	------	-------------

Water Jacket Heater  
Oil Base Heater

167-1595	1	Cable, Spark Plug, 24" Lg. (Resistor Type)
167-1596	3	Cable, Spark Plug, 12" Lg. (Resistor Type)
332-1924	1	Cable, Tie
301-2019	1	Panel, Control - Upper

SPECIAL PARTS LIST FOR MODEL 15.0RJC-18R SPEC 1343AA  
 FOR STANDARD PARTS REFER TO CATALOG 974-0220 KEY NO. 4  
 (PARTS CATALOG ALSO CONTAINS COMPONENTS FOR MAJOR OPTIONAL FEATURES LISTED BELOW)  
 WIRING DIAGRAM NO. (ENG)612-2717-01(AC)612-4814-01

PART NO.	QTY.	DESCRIPTION	PART NO.	QTY.	DESCRIPTION
Gas		Gasoline Carburetor			
		City Water Cooled			
		Water Cooled Manifold			
		Heat Exchanger			
332-0941	1	Tie, Cable - Solenoid Coil Assembly			
502-0257	1	Teo, Brass - Exhaust Manifold (3/8" Pipe)			
517-0059	1	Plug, Expansion (1-7/16" OD)			
503-0478	1	Hose, Water Inlet - 9" Lg.			
520-0798	1	Stud, Generator Through			
520-0790	1	Stud, Rotor Through			
301-3019	1	Panel, Control - Upper			



SPECIAL PARTS LIST FOR MODEL 15.0RJC-4R SPEC 1483AA  
FOR STANDARD PARTS REFER TO CATALOG 974-0220 KEY NO. 2  
(PARTS CATALOG ALSO CONTAINS COMPONENTS FOR MAJOR OPTIONAL FEATURES LISTED BELOW)  
WIRING DIAGRAM NO. (ENG) 612-2717-01 (AC) 612-4816-0

PART NO.	QTY.	DESCRIPTION	PART NO.	QTY.	DESCRIPTION
Water Jacket Heater					
Oil Base Heater					
332-1924	1	Cable, Tie - Spark Plug Leads			
520-0798	4	Stud, Generator Through			
520-0790	1	Stud, Rotor Through			
301-2204	1	Panel, Control - Upper			

SPECIAL PARTS LIST FOR MODEL 15.0RJG-4XR SPEC 1483AA  
 FOR STANDARD PARTS REFER TO CATALOG 974-0220 KEY NO. 2  
 (PARTS CATALOG ALSO CONTAINS COMPONENTS FOR MAJOR OPTIONAL FEATURES LISTED BELOW)  
 WIRING DIAGRAM NO. (ENG) 612-2717-01 (AC) 612-4817-02

PART NO.	QTY.	DESCRIPTION	PART NO.	QTY.	DESCRIPTION
Water Jacket Heater					
Oil Base Heater					
332-1924	1	Cable, Tie - High Tension Lead Set			
520-0798	4	Stud, Generator Through			
520-0790	1	Stud, Rotor Through			
301-2308	1	Panel, Control - Upper			

SPECIAL PARTS LIST FOR MODEL 15.0RJC-3CR SPEC 1486AA  
FOR STANDARD PARTS REFER TO CATALOG 974-0220 KEY NO. 2  
(PARTS CATALOG ALSO CONTAINS COMPONENTS FOR MAJOR OPTIONAL FEATURES LISTED BELOW)  
WIRING DIAGRAM NO. (ENG) 612-2717-01 (AC) 612-4814-0

PART NO.	QTY.	DESCRIPTION	PART NO.	QTY.	DESCRIPTION
301-2019	1	Panel, Control - Upper			

SPECIAL PARTS LIST FOR MODEL 15.0RJC-18R SPEC 1486AA  
FOR STANDARD PARTS REFER TO CATALOG 974-0220 KEY NO. 2  
(PARTS CATALOG ALSO CONTAINS COMPONENTS FOR MAJOR OPTIONAL FEATURES LISTED BELOW)  
WIRING DIAGRAM NO. (ENG) 612-2717-01 (AC) 612-4814-0

PART NO.	QTY.	DESCRIPTION	PART NO.	QTY.	DESCRIPTION
----------	------	-------------	----------	------	-------------

520-0798	4	Stud, Generator Through			
520-0790	1	Stud, Rotor Through			
301-2019	1	Panel, Control - Upper			

SPECIAL PARTS LIST FOR MODEL 15.0RJC-3CR SPEC 1486AB  
FOR STANDARD PARTS REFER TO CATALOG 974-0220 KEY NO. 2  
(PARTS CATALOG ALSO CONTAINS COMPONENTS FOR MAJOR OPTIONAL FEATURES LISTED BEL  
WIRING DIAGRAM NO. (ENG) 612-5487-01 (AC) 612-5485-

PART NO.	QTY.	DESCRIPTION	PART NO.	QTY.	DESCRIPTION
301-2019	1	Panel, Control - Upper			

SPECIAL PARTS LIST FOR MODEL 12.5KJC-3CR SPEC 1487AA  
 FOR STANDARD PARTS REFER TO CATALOG 974-0220 KEY NO. 1  
 (PARTS CATALOG ALSO CONTAINS COMPONENTS FOR MAJOR OPTIONAL FEATURES LISTED BELOW)  
 WIRING DIAGRAM NO. (ENG)612-2717-01(AC)612-4814-0

PART NO.	QTY.	DESCRIPTION	PART NO.	QTY.	DESCRIPTION
Combination Carburetor - Gas - Gasoline					
504-0007	1	Cock, Shut Off - Fuel Pump			
502-0020	1	Elbow, Fuel Pump Inlet			
332-0941	1	Tie, Cable - Solenoid Coil Assembly			
301-2019	1	Panel, Control - Upper			

SPECIAL PARTS LIST FOR MODEL 15.0RJC-18R SPEC 1487AA  
FOR STANDARD PARTS REFER TO CATALOG 974-0220 KEY NO. 2  
(PARTS CATALOG ALSO CONTAINS COMPONENTS FOR MAJOR OPTIONAL FEATURES LISTED BELOW)  
WIRING DIAGRAM NO. (ENG)612-2717-01(AC)612-4814-C

PART NO.	QTY.	DESCRIPTION	PART NO.	QTY.	DESCRIPTION
Gas - Gasoline Carburetor					
332-0941	1	Tie, Cable - Solenoid Coil Assembly			
520-0798	4	Stud, Generator Through			
520-0790	1	Stud, Rotor Through			
301-2019	1	Panel, Control - Upper			

SPECIAL PARTS LIST FOR MODEL 15.0RJC-18R31 SPEC 1487AA  
 FOR STANDARD PARTS REFER TO CATALOG 974-0220 KEY NO. 2  
 (PARTS CATALOG ALSO CONTAINS COMPONENTS FOR MAJOR OPTIONAL FEATURES LISTED BELOW)  
 WIRING DIAGRAM NO. (ENG) 612-4872-01 (AC) 612-5226-

PART NO.	QTY.	DESCRIPTION	PART NO.	QTY.	DESCRIPTION
----------	------	-------------	----------	------	-------------

Note: Pennsylvania Approved  
 Gas - Gasoline Carburetor

332-0941	1	Tie, Cable - Solenoid Coil Assembly
520-0798	4	Stud, Generator Through
520-0790	1	Stud, Rotor Through
301-1788	1	Panel, Control - Upper
301-2895	1	Panel, Control - Lower
308-0005	1	Switch, Selector
332-0795	1	Block, Terminal (16 Place)
332-0862	1	Strip, Marker - For 16 Place Block
149-0558	1	Strainer, Regulator
307-0829	1	Kit, Coil Replacement
416-0325	1	Hydrometer, 3 Color Scale - Battery Tester



SPECIAL PARTS LIST FOR MODEL 12.5RJC-3R SPEC 1562AA  
FOR STANDARD PARTS REFER TO CATALOG 974-0220 KEY NO. \* 1  
(PARTS CATALOG ALSO CONTAINS COMPONENTS FOR MAJOR OPTIONAL FEATURES LISTED BELOW)  
WIRING DIAGRAM NO. (ENG) 612-2717-01 (AC) 612-4815-01

PART NO.	QTY.	DESCRIPTION	PART NO.	QTY.	DESCRIPTION
		Natural Gas Carburetor,			
301-2288	1	Panel, Control - Upper			

SPECIAL PARTS LIST FOR MODEL 12.5RJC-4R SPEC 1562AA  
FOR STANDARD PARTS REFER TO CATALOG 974-0220 KEY NO. 1  
(PARTS CATALOG ALSO CONTAINS COMPONENTS FOR MAJOR OPTIONAL FEATURES LISTED BELOW)  
WIRING DIAGRAM NO. (ENG) 612-2717-01 (AC) 612-4816-0

PART NO.	QTY.	DESCRIPTION	PART NO.	QTY.	DESCRIPTION
		Natural Gas Carburetor			
301-2204	1	Panel, Control - Upper			

SPECIAL PARTS LIST FOR MODEL 15.0RJC-4R31 SPEC 1562AA  
 FOR STANDARD PARTS REFER TO CATALOG 974-0220 KEY NO. 2  
 (PARTS CATALOG ALSO CONTAINS COMPONENTS FOR MAJOR OPTIONAL FEATURES LISTED BELOW)  
 WIRING DIAGRAM NO. (ENG) 612-4872-01 (AC) 612-4816-01

PART NO.	QTY.	DESCRIPTION	PART NO.	QTY.	DESCRIPTION
----------	------	-------------	----------	------	-------------

Note: Pennsylvania Approved  
 Natural Gas Carburetor

520-0798	4	Stud, Generator Through			
520-0790	1	Stud, Rotor Through			
301-2204	1	Panel, Control - Upper			
301-2853	1	Panel, Control - Lower			
308-0003	1	Switch, Selector			
332-0795	1	Block, Terminal - Engine			
332-0861	1	Strip, Marker			
149-0538	1	Strainer, Regulator			
337-3829	1	Kit, Coil Replacement			
426-3333	1	Hydrometer, 3 Color Scale - Battery Tester			

SPECIAL PARTS LIST FOR MODEL 12.5RJC-5DR SPEC 1562AB  
FOR STANDARD PARTS REFER TO CATALOG 974-0220 KEY NO. 1  
(PARTS CATALOG ALSO CONTAINS COMPONENTS FOR MAJOR OPTIONAL FEATURES LISTED BELOW)  
WIRING DIAGRAM NO. (ENG)612-5487-01(AC)612-5502-01

PART NO.	QTY.	DESCRIPTION	PART NO.	QTY.	DESCRIPTION
----------	------	-------------	----------	------	-------------

Natural Gas Carburetor

301-2204 1 Panel, Control - Upper

SPECIAL PARTS LIST FOR MODEL 12.5RJC-18R SPEC 1567AA  
FOR STANDARD PARTS REFER TO CATALOG 974-0220 KEY NO. 1  
(PARTS CATALOG ALSO CONTAINS COMPONENTS FOR MAJOR OPTIONAL FEATURES LISTED BELOW)  
WIRING DIAGRAM NO. (ENG) 612-2717-01 (AC) 612-4814-02

PART NO.	QTY.	DESCRIPTION	PART NO.	QTY.	DESCRIPTION
Water Jacket Heater					
Oil Base Heater					
167-1595	1	Lead Assembly (Resistor Type) 24" Lg.			
167-1596	3	Lead Assembly (Resistor Type) 12" Lg.			
332-1924	1	Cable, Tie			
301-2019	1	Panel, Control - Upper			

SPECIAL PARTS LIST FOR MODEL 15.0RJC-3R31 SPEC 1643AA  
 FOR STANDARD PARTS REFER TO CATALOG 974-0220 KEY NO. 4  
 (PARTS CATALOG ALSO CONTAINS COMPONENTS FOR MAJOR OPTIONAL FEATURES LISTED BELC  
 WIRING DIAGRAM NO. (ENG)612-4872-01 (AC)612-4815-0

PART NO.	QTY.	DESCRIPTION	PART NO.	QTY.	DESCRIPTION
----------	------	-------------	----------	------	-------------

Note: Pennsylvania Approved  
 Natural Gas Carburetor  
 City Water Cooled  
 Water Cooled Manifold

517-0059	1	Plug, Expansion (1-7/16" OD)			
503-0478	1	Hose, Water Inlet - 9" Lg.			
505-0376	1	Elbow, 45° (3/8")			
301-2288	1	Panel, Control - Upper			
308-0005	1	Switch, Selector - Toggle			
332-0795	1	Block, Terminal - 16 Place			
332-0862	1	Strip, Marker (For 16 Place Block)			
301-2895	1	Panel, Control - Lower			
149-0558	1	Strainer, Regulator			
307-0829	1	Kit, Coil Replacement			
416-0625	1	Hydrometer, 3 Color Scale - Battery Tester			
307-0836	1	Valve, Solenoid - Electric			
504-0819	1	Valve, Lock Shield - Manual			

SPECIAL PARTS LIST FOR MODEL 12.5RJC-4R SPEC 1643AA  
FOR STANDARD PARTS REFER TO CATALOG 974-0220 KEY NO. 3  
(PARTS CATALOG ALSO CONTAINS COMPONENTS FOR MAJOR OPTIONAL FEATURES LISTED BELOW)  
WIRING DIAGRAM NO. (ENG) 612-2717-01 (AG) 612-4816-01

PART NO.	QTY.	DESCRIPTION	PART NO.	QTY.	DESCRIPTION
Natural Gas Carburetor City Water Cooled Water Cooled Manifold					
517-0059	1	Plug, Expansion (1-7/16" OD)			
503-0478	1	Hose, Water Inlet, 9" Lg.			
505-0376	1	Elbow, 45° (3/8")			
301-2204	1	Panel, Control - Upper			



SPECIAL PARTS LIST FOR MODEL

12 5RJC-4R31

SPEC

1643AA

FOR STANDARD PARTS REFER TO CATALOG

974-0220

KEY NO. 3

(PARTS CATALOG ALSO CONTAINS COMPONENTS FOR MAJOR OPTIONAL FEATURES LISTED BELO

WIRING DIAGRAM NO. (ENG)612-4872-01(AC)612-4816-0

PART NO.	QTY.	DESCRIPTION	PART NO.	QTY.	DESCRIPTION
----------	------	-------------	----------	------	-------------

Note: Pennsylvania Approved  
City Water Cooled  
Water Cooled Manifold  
Natural Gas Carburetor  
High Compression Pistons

517-0059	1	Plug, Expansion (1-7/16" OD)
----------	---	------------------------------

503-0478	1	Hose, Water Inlet, 9" Lg.
----------	---	---------------------------

505-0376	1	Elbow, 45° (3/8")
----------	---	-------------------

301-2804	1	Panel, Control - Upper
----------	---	------------------------

308-0005	1	Switch, Selector - Toggle
----------	---	---------------------------

332-0795	1	Block, Terminal (16 Place)
----------	---	----------------------------

332-0862	1	Strip, Marker - For 16 Place Block
----------	---	---------------------------------------

301-2895	1	Panel, Control - Lower
----------	---	------------------------

149-0558	1	Strainer, Regulator
----------	---	---------------------

307-0829	1	Kit, Coil Replacement
----------	---	-----------------------

416-0325	1	Hydrometer, 3 Color Scale - Battery Tester
----------	---	---

307-0833	1	Valve, Solenoid - Electric
----------	---	----------------------------

504-0019	1	Valve, Lock Shield - Manual
----------	---	-----------------------------



SPECIAL PARTS LIST FOR MODEL 15.0RJC-4R3L SPEC T643AA  
 FOR STANDARD PARTS REFER TO CATALOG 974-0220 KEY NO. 4  
 (PARTS CATALOG ALSO CONTAINS COMPONENTS FOR MAJOR OPTIONAL FEATURES LISTED BELOW)  
 WIRING DIAGRAM NO. (ENG) 612-4872-01 (AC) 612-4816-0

PART NO.	QTY.	DESCRIPTION	PART NO.	QTY.	DESCRIPTION
Note: Pennsylvania Approved Natural Gas Carburetor City Water Cooled Water Cooled Manifold					
517-0059	1	Plug, Expansion - Exhaust Manifold (1-7/16" OD)			
503-0478	1	Hose, Water Inlet - 9" Lg.			
505-0376	1	Elbow, 45° (3/8")			
520-0798	4	Stud, Generator Through			
520-0790	1	Stud, Rotor Through			
301-2204	1	Panel, Control - Upper			
301-2895	1	Panel, Control - Lower			
308-0005	1	Switch, Selector			
332-0795	1	Block, Terminal - Engine			
332-0862	1	Strip, Marker			
149-0553	1	Strainer, Regulator			
397-0829	1	Kit, Coil Replacement			
416-0323	1	Hydrometer, 3 Color Scale - Battery Tester			
357-0833	1	Valve, Solenoid - Electric			
504-0019	1	Valve, Lockshield - Manual			

SPECIAL PARTS LIST FOR MODEL 12.5RJC-3R SPEC 1643AR  
FOR STANDARD PARTS REFER TO CATALOG 974-0220 KEY NO. 3  
(PARTS CATALOG ALSO CONTAINS COMPONENTS FOR MAJOR OPTIONAL FEATURES LISTED BELOW)  
WIRING DIAGRAM NO. (ENG) 612-5487-01 (AC) 612-5486-0

PART NO.	QTY.	DESCRIPTION	PART NO.	QTY.	DESCRIPTION
Natural Gas Carburetor City Water Cooled Low Oil Pressure Cut Off					
517-0059	1	Plug, Expansion (1-7/16" OD)			
503-0478	1	Hose, Water Inlet, 9" Lg.			
503-0376	1	Elbow, 45° (3/8")			
301-2288	1	Panel, Control - Upper			

SPECIAL PARTS LIST FOR MODEL 15. ORJC-3R SPEC 1675AA  
 FOR STANDARD PARTS REFER TO CATALOG 974-0220 KEY NO. 2  
 (PARTS CATALOG ALSO CONTAINS COMPONENTS FOR MAJOR OPTIONAL FEATURES LISTED BELOW)  
 WIRING DIAGRAM NO. (ENG) 612-2717-01 (AC) 612-4815-1

PART NO.	QTY.	DESCRIPTION	PART NO.	QTY.	DESCRIPTION
301-2288	1	Panel, Control - Upper			

SPECIAL PARTS LIST FOR MODEL 15.0RJC-4R SPEC 1675AA  
 FOR STANDARD PARTS REFER TO CATALOG 974-0220 KEY NO. 2  
 (PARTS CATALOG ALSO CONTAINS COMPONENTS FOR MAJOR OPTIONAL FEATURES LISTED BELOW)  
 WIRING DIAGRAM NO. (ENG) 612-2717-01 (AC) 612-4816-0

PART NO.	QTY.	DESCRIPTION	PART NO.	QTY.	DESCRIPTION
520-0798	4	Stud, Generator Through			
520-0790	1	Stud, Rotor Through			
301-2204	1	Panel, Control - Upper			

SPECIAL PARTS LIST FOR MODEL 12.5RJC-3R SPEC 1675AB  
FOR STANDARD PARTS REFER TO CATALOG 974-0220 KEY NO.         
(PARTS CATALOG ALSO CONTAINS COMPONENTS FOR MAJOR OPTIONAL FEATURES LISTED BEI  
WIRING DIAGRAM NO. (ENG) 612-5487-01 (AC) 612-5486-

PART NO.	QTY.	DESCRIPTION	PART NO.	QTY.	DESCRIPTION
----------	------	-------------	----------	------	-------------

301-2288	1	Panel, Control - Upper			
----------	---	------------------------	--	--	--

SPECIAL PARTS LIST FOR MODEL 12.5RJC-4R SPEC 1675AB  
FOR STANDARD PARTS REFER TO CATALOG 974-0220 KEY NO. 1  
(PARTS CATALOG ALSO CONTAINS COMPONENTS FOR MAJOR OPTIONAL FEATURES LISTED BELOW)  
WIRING DIAGRAM NO. (ENG) 612-5487-01 (AC) 612-5500-01

PART NO.	QTY.	DESCRIPTION	PART NO.	QTY.	DESCRIPTION
301-2204	1	Panel, Control - Upper			

SPECIAL PARTS LIST FOR MODEL 15.0RJC-4R SPEC 1675AB  
 FOR STANDARD PARTS REFER TO CATALOG 974-0220 KEY NO. 2  
 (PARTS CATALOG ALSO CONTAINS COMPONENTS FOR MAJOR OPTIONAL FEATURES LISTED BELOW)  
 WIRING DIAGRAM NO. (ENG) 612-5487-01 (AC) 612-5500-1

PART NO.	QTY.	DESCRIPTION	PART NO.	QTY.	DESCRIPTION
----------	------	-------------	----------	------	-------------

520-0793	1	Std. Generator Through			
520-0790	1	Std. Rotor Through			
301-2204	1	Panel, Control - Rotor			

SPECIAL PARTS LIST FOR MODEL 15.0RJC-3R31 SPEC 1699AA  
 FOR STANDARD PARTS REFER TO CATALOG 974-0220 KEY NO. 2  
 (PARTS CATALOG ALSO CONTAINS COMPONENTS FOR MAJOR OPTIONAL FEATURES LISTED BELOW)  
 WIRING DIAGRAM NO. (ENG)612-4872-01 (AC)612-4815-0

PART NO.	QTY.	DESCRIPTION	PART NO.	QTY.	DESCRIPTION
----------	------	-------------	----------	------	-------------

Note: Pennsylvania Approved  
 Natural Gas Carburetor  
 High Compression Pistons

301-2288	1	Panel, Control - Upper
308-0005	1	Switch, Selector - Toggle
332-0795	1	Block, Terminal - 16 Place
332-0862	1	Strip, Marker (For 16 Place Block)
301-2895	1	Panel, Control - Lower
349-0558	1	Strainer, Regulator
307-0829	1	Kit, Coil Replacement
416-0325	1	Hydrometer, 3 Color Scale - Battery Tester



## SAFETY PRECAUTIONS

The following symbols are used in Onan manuals to alert users to the potentially dangerous conditions relating to maintenance of the equipment and replacement of parts. Please read and observe.

**⚠ DANGER** *This symbol warns of immediate hazards which will result in severe personal injury or death.*

**⚠ WARNING** *This symbol refers to a hazard or unsafe practice which can result in severe personal injury or death.*

**⚠ CAUTION** *This symbol refers to a hazard or unsafe practice which can result in personal injury or product or property damage.*

## MODEL IDENTIFICATION

To avoid errors or delay in filling your parts order, always give the MODEL, SPEC NO., and SERIAL NO. from the Onan nameplate.

For handy reference, insert your nameplate information in the spaces below:

MODEL AND SPEC NO. \_\_\_\_\_

SERIAL NO. \_\_\_\_\_

## PRODUCT SAFETY PRECAUTIONS

### ⚠ WARNING

Contact with **USED ENGINE OILS** has been identified by a United States federal agency and some USA state agencies as causing **CANCER** or **REPRODUCTIVE TOXICITY**. When checking or changing engine oils take all necessary precautions not to ingest, breathe the fumes or contact the used oil.

### ⚠ WARNING

Contact with **ASBESTOS** has been identified by a United States federal agency and some USA state agencies as causing **CANCER** or **REPRODUCTIVE TOXICITY**. When handling engine gaskets take all necessary precautions not to ingest, breathe or contact the dust from the gaskets! Use adequate ventilation and wear protective gloves, masks and clothing!

### ⚠ WARNING

Contact with **BENZINE** and **LEAD**, found in gasoline, fuel additives and solvents has been identified by a United States federal agency and some USA agencies as causing **CANCER** or **REPRODUCTIVE TOXICITY**. When checking, draining or adding gasoline and fuel additives, or using solvents take all necessary precautions not to ingest, breathe the fumes, or contact the liquids. Use adequate ventilation and wear protective gloves, masks and clothing!

## Introduction

This catalog applies to the standard RJC Generator Sets as listed below. Parts are arranged in groups of related items. Each illustrated part is identified by a reference number corresponding to the same reference number in the parts list for that group. Parts illustrations are typical. Using the model and specification number from the set nameplate, select the Parts Key No. (1, 2, etc. in the last column) that applies to your set Model and Spec No. This Parts Key No. represents parts that differ between models. Unless otherwise mentioned in the description, parts are interchangeable between models. Right and left generating set sides are determined by Facing the engine end (front).

### Generator Set Data Table

MODEL AND SPECIFICATION†	COOLING SYSTEM	ELECTRICAL DATA					PARTS KEY NO.
		WATTS	VOLTS	HERTZ	WIRE	PHASE	
12.5RJC-3R/*	Radiator	12,500	120/240	60	4	1	1
12.5RJC-3CR/*	Radiator	12,500	120/240	60	4	1	
12.5RJC-4R/*	Radiator	12,500	120/208	60	4	3	
12.5RJC-4XR/*	Radiator	12,500	277/480	60	4	3	
12.5RJC-5DR/*	Radiator	12,500	120/240	60	4	3	
12.5RJC-9XR/*	Radiator	12,500	347/600	60	4	3	
12.5RJC-18R/*	Radiator	12,500	***	60	12	3	
15.0RJC-3R/*	Radiator	15,000	120/240	60	4	1	2
15.0RJC-3CR/*	Radiator	15,000	120/240	60	4	1	
15.0RJC-4R/*	Radiator	15,000	120/208	60	4	3	
15.0RJC-4XR/*	Radiator	15,000	277/480	60	4	3	
15.0RJC-5DR/*	Radiator	15,000	120/240	60	4	3	
15.0RJC-9XR/*	Radiator	15,000	347/600	60	4	3	
15.0RJC-18R/*	Radiator	15,000	***	60	12	3	
12.5RJC-53R/*	Radiator	12,500	120/240	50	4	1	2
12.5RJC-53CR/*	Radiator	12,500	120/240	50	4	1	
12.5RJC-54R/*	Radiator	12,500	120/208	50	4	3	
12.5RJC-54XR/*	Radiator	12,500	277/480	50	4	3	
12.5RJC-55DR/*	Radiator	12,500	120/240	50	4	3	
12.5RJC-3R/*	City Water Cooled	12,500	120/240	60	4	1	3
12.5RJC-3CR/*	City Water Cooled	12,500	120/240	60	4	1	
12.5RJC-4R/*	City Water Cooled	12,500	120/208	60	4	3	
12.5RJC-4XR/*	City Water Cooled	12,500	277/480	60	4	3	
12.5RJC-5DR/*	City Water Cooled	12,500	120/240	60	4	3	
12.5RJC-9XR/*	City Water Cooled	12,500	347/600	60	4	3	
12.5RJC-18R/*	City Water Cooled	12,500	***	60	12	3	
15.0RJC-3R/*	City Water Cooled	15,000	120/240	60	4	1	4
15.0RJC-3CR/*	City Water Cooled	15,000	120/240	60	4	1	
15.0RJC-4R/*	City Water Cooled	15,000	120/208	60	4	3	
15.0RJC-4XR/*	City Water Cooled	15,000	277/480	60	4	3	
15.0RJC-5DR/*	City Water Cooled	15,000	120/240	60	4	3	
15.0RJC-9XR/*	City Water Cooled	15,000	347/600	60	4	3	
15.0RJC-18R/*	City Water Cooled	15,000	***	60	12	3	
12.5RJC-53R/*	City Water Cooled	12,500	120/240	50	4	1	4
12.5RJC-53CR/*	City Water Cooled	12,500	120/240	50	4	1	
12.5RJC-54R/*	City Water Cooled	12,500	120/208	50	4	3	
12.5RJC-54XR/*	City Water Cooled	12,500	277/480	50	4	3	
12.5RJC-55DR/*	City Water Cooled	12,500	120/240	50	4	3	
Pennsylvania Approved Sets		See special parts list following Standard Parts Section.					

† - New model designations shown, begin during 1969. Previous designations did not use a decimal in the kW rating. Example: 12.5RJC was formerly 12.RJC and 15.0RJC was formerly 15RJC. Also previously a number 8 was used in the model to designate unhooused models. NOTE: Previously the C designation was not used in the model.

\* - The Specification Letter Advances (A to B, B to C, etc.) with manufacturing changes.

\*\*\* - Set is reconnectible for 120 volt 2 wire, 240 volt 2 wire to 120/240 volt 3 wire service.

## STANDARD PARTS SECTION

This section contains standard parts applicable to models listed in the generator set data table.

## Index

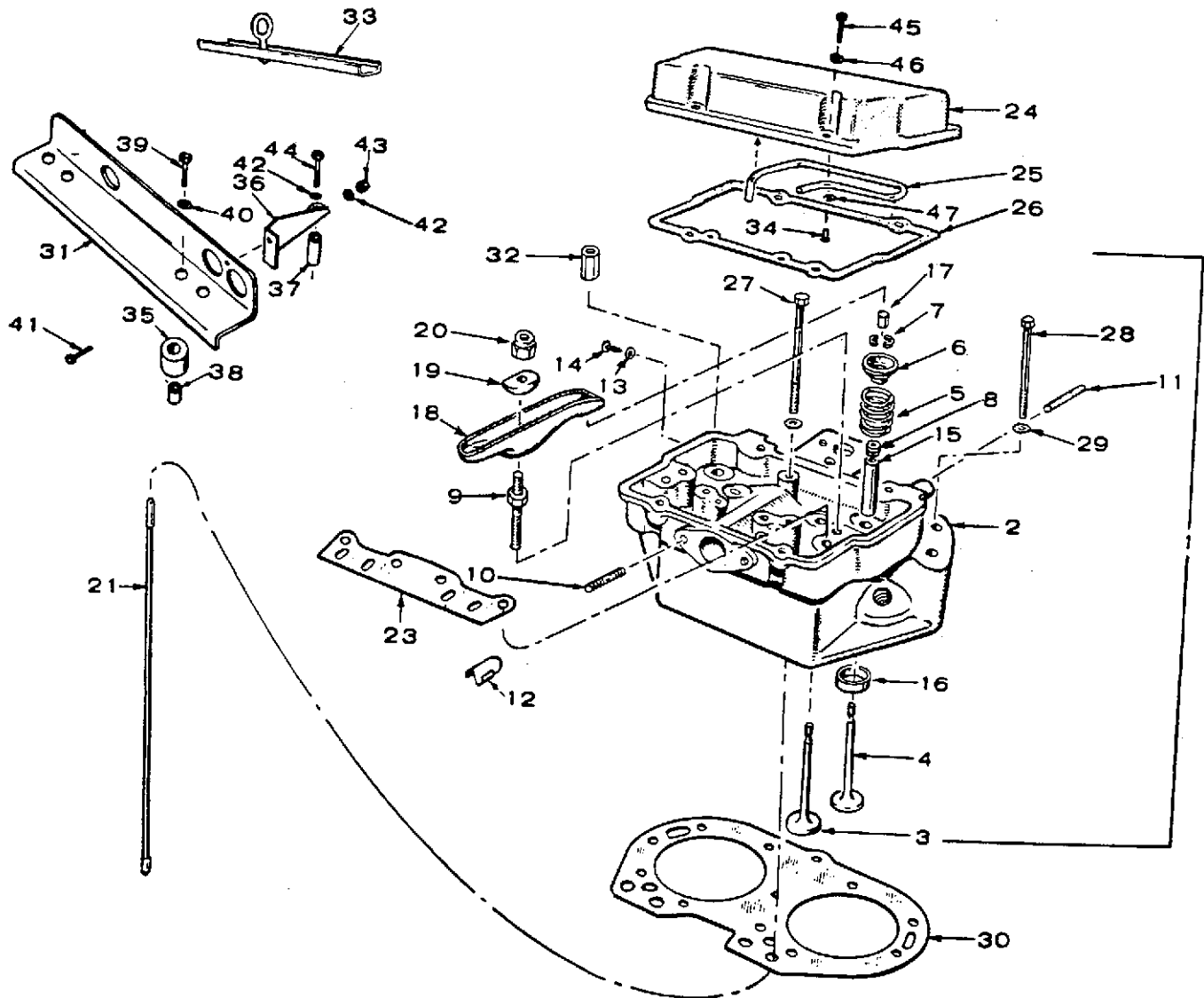
Adapter, Engine to Generator 35,41  
 Adapter, Filter - Oil 17  
 Adapter, Hose - Water Inlet 33  
 Ammeter, Charge 43  
 Arm, Governor 15  
 Arm, Rocker - Exhaust and Intake 5  
  
 Baffle, Air - Generators 35  
 Baffle, Distributor - Fuel 5  
 Bail, Bowl - Fuel Pump 21  
 Ball, Arm - Rocker 5  
 Ball, Fly - Governor 13  
 Band, Tank - Fuel 21  
 Base, Oil 9  
 Bearing Half, Rod - Connecting 12  
 Bearing, Ball 31  
 Bearing, Rotor 35  
 Bearings, Precision 9  
 Bell, End 35,41  
 Block, Cylinder 9  
 Block, Terminal - 3 and 4 Place 43  
 Blower, Generator 35  
 Bolt, Carriage 11  
 Bolt, Head - Cylinder 5  
 Bolt, Place - Connecting Rod 12  
 Bowl, Pump - Fuel 21  
 Box, Control 43  
 Box, Output - Control 45  
 Brace, Bracket - Lifting 7  
 Bracket, Adjustment - Governor 16  
 Bracket, Intake Cup - Oil Pump 17  
 Bracket, Lifting 7  
 Bracket, Mounting - Control 43  
 Bracket, Mounting - Relay 43  
 Bracket, Mounting - Ignition Coil 25  
 Bracket, Output Box - Control 45  
 Bracket, Panel Stop - Control 43  
 Bracket, Pulley - Idler 31  
 Bracket, Temperature Relay - Low  
     Engine 45  
 Breaker, Circuit - Voltage Regulator 45  
 Bulb, Light - Signal and Panel 43  
 Bushing, Pin - Piston 12  
 Bushing, Spacing 7,9  
  
 Cable, Battery 28  
 Cable, Battery - Jumper 28  
 Cable, Plug - Spark 25  
 Camshaft 13  
 Cap and Indicator, Oil 9  
 Cap, Radiator 31  
 Cap, Stem - Valve 5  
 Cap, Tank - Fuel 21  
 Cap, Tube - Breather 9  
 Carburetor Parts, Gasoline 22,23  
 Carburetor, Gasoline 21  
 Choke, Electric 18  
 Choke, Magnetic - Thermo 18  
 Coil, Ignition 25  
 Condenser 45  
 Condenser, Coil - Ignition 25  
 Connector, Inlet - Fuel Pump 21  
 Control 43,45  
 Control, Temperature 24  
 Coupling, Drain - Water 11  
 Coupling, Tube - Exhaust 34  
 Cover, Cleaner - Air 21  
 Cover, Output Box - Control 45  
 Cover, Rocker 5  
 Cover, Thermostat 33  
 Crankshaft 14  
 Cup, Intake - Oil Pump  
 Cushion, Vibration 7

Distributor 25,27  
 Distributor, Parts 27  
 Duct, Heater - Air 24  
  
 Elbow, Inlet - Fuel Pump 21  
 Elbow, Inlet - Carburetor 21  
 Elbow, Sender - Oil Gauge 17  
 Element, Cleaner - Air 21  
 Elbow, Outlet - Water 31  
 Exciter, Generator 37,39  
  
 Fan, Generator 41  
 Fan, Radiator 31  
 Filter, Oil 17  
 Filter, Tube - Breather 9  
 Flange, Mounting - Starter 28  
 Flywheel 14  
  
 Gasket, Adapter - Carburetor 21  
 Gasket, Adapter - Oil Filter 17  
 Gasket, Backplate - Gearcase 15  
 Gasket, Base - Oil 9  
 Gasket, Cap - Oil Fill Tube 9  
 Gasket, Carburetor - Gasoline 21  
 Gasket, Cleaner - Air 21  
 Gasket, Cover - Gearcase 15  
 Gasket, Cover - Rocker 5  
 Gasket, Cover - Thermostat 33  
 Gasket, Head 5  
 Gasket, Manifold - Exhaust 33,34  
 Gasket, Manifold - Intake 21  
 Gasket, Mounting - Fuel Pump 21  
 Gasket, Neck - Tank Filler 21  
 Gasket, Outlet - Exhaust 34  
 Gasket, Plate - Breather 25  
 Gasket, Plate - Rear Bearing 9  
 Gasket, Pump - Oil 17  
 Gasket, Pump - Water 31  
 Gasket, Tube - Oil Fill 9  
 Gauge, Pressure - Oil 43  
 Gauge, Temperature - Water 43  
 Gear, Distributor Drive - Camshaft 13  
 Gearcase 15  
 Generator 35,41  
 Governor 16  
 Grommet, Rubber 35,39,43  
 Guard, Flywheel 14  
 Guide, Rod - Push 5  
 Guide, Valve 5  
  
 Handle, Panel - Upper Control 45  
 Harness, Wiring - Engine to Control 43  
 Harness, Wiring - Voltage Regulator to  
     Circuit Breaker 43  
 Harness, Wiring - Voltage Regulator to  
     Exciter Stator 46  
 Head, Cylinder 5  
 Heater, Air - Carburetor 24  
 Hose, Drain - Oil 9  
 Hose, Inlet - Water 33  
 Hose, Radiator 31  
 Housing, Pump - Water 31  
 Housing, Water Outlet - Cylinder Head 31  
 Hub, Flywheel 14  
  
 Insert, Seat - Valve 5  
  
 Joint, Ball - Governor 16  
 Jumper, Board - Terminal 43  
  
 Key, Blower - Generator 35  
 Key, Gear - Camshaft 13  
 Kit, Decal - Plant 47  
 Kit, Gasket - Plant 47

## Index

- Kit, Marker - Polarity 43
- Kit, Overhaul - Set 47
- Knob, Rheostat 45
  
- Limiter, Cranking 43
- Line, By-Pass - Water 31,33
- Line, Fuel Pump to Carburetor 21
- Line, Oil - Rocker Cover 5
- Line, Water - Thermostat 33
- Link, Governor 16
- Locknut, Arm - Rocker 5
  
- Manifold, Exhaust 34
- Manifold, Exhaust - Water Cooled 33
- Manifold, Intake 21
- Meter, Time - Running 43
- Mount, Rubber - Control Box 43
- Mount, Vibration - Cylindrical 9
- Muffler 34
  
- Nipple, Drain - Oil 9
- Nipple, Drain - Water 11
  
- Optional - Base, Skid 72
- Optional - Carburetor Parts 58,61
- Optional - Cleaner, Air - Oil Bath 63
- Optional - Exchanger, Heat 67
- Optional - Filter, Regulator - Voltage 73
- Optional - Fuel System 57
- Optional - Heater, Coolant - Engine 69
- Optional - Housing and Chassis 71
- Optional - Miscellaneous Parts 78
- Optional - Panel, Meter - AC 75,77
- Optional - Pump Parts, Water 68
- Optional - Switch, Overspeed 64
- Optional - Tank, Reservoir (Day) 62
  
- Paint, Touch-Up 47
- Pan, Cleaner - Air 21
- Panel, Control - Lower and Upper 43
- Pin, Cover Locating - Dowel Gear 9
- Piston and Pin 12
- Plate, Ball - Governor 13
- Plate, Bearing - Rear 9
- Plate, Mounting - Control 45
- Plug, Block - Cylinder 11
- Plug, Button - Dot 45
- Plug, By-Pass - Oil 17
- Plug, Drain - Water 11
- Plug, Expansion 9
- Plug, Outlet - Water 31
- Plug, Pipe - Exhaust Manifold 33
- Plug, Spark 25
- Pulley, Idler 31
- Pulley, Pump - Water 31
- Pump, Fuel 21
- Pump, Oil 17
- Pump, Water 31
  
- Radiator 31
- Reactor 46
- Reactor, Control - Voltage 39
- Reactor, Gate 37
- Receptacle, Panel Light - Control 43
- Rectifier, Charge 43
- Rectifier, Field - Power 37,39,41
- Regulator, Voltage 43,46
- Relay 43
- Relay, Delay - Time 43
- Relay, Disconnect - Start 43
- Relay, Emergency 43
- Relay, Ignition 43
  
- Relay, Pilot - Starter 43
- Resistor, Adjustable - Tapped 35,41
- Resistor, Fixed 39
- Resistor, Limiter - Cranking 43
- Retainer, Cleaner - Air 21
- Retainer, Spring - Valve 5
- Rheostat 45
- Ring Set - Piston 12
- Ring, Collector 35
- Ring, Retaining - Pin 12
- Ring, Snap 31
- Rod, Connecting 12
- Rod, Push - Valve 5
- Rotor, Wound 35,41
  
- Saddle, Mounting - Control Box 45
- Screen, Pump - Fuel 21
- Seal, Crankshaft 9
- Seal, Oil - Intake Valve 5
- Sender, Temperature - Water 33
- Shaft, Governor 15
- Shaft, Idler - Pulley 31
- Snubber, Mounting - Shock 9
- Socket, Relay 45
- Socket, Temperature - Low Engine 43
- Spacer, Bracket - Lifting 7
- Spacer, Pulley - Idler 31
- Spacer, Socket - Relay 43
- Special List, Control 48
- Special List, Crankshaft and Flywheel 51
- Special List, Gearcase 52
- Special List, Piston and Rod 50
- Special List, Starter 49
- Special List, Starter Parts 53
- Spring, Holddown - Relay 43
- Spring, Valve 5
- Spring, Valve - Oil By-Pass 5
- Starter 28,29
- Starter Parts 29
- Stator, Wound 35,41
- Strap, Ground 43
- Strip, Marker 43
- Strip, Terminal 46
- Stud, Adjusting - Governor 16
- Stud, Manifold - Intake and Exhaust 5
- Stud, Mounting - Carburetor 21
- Suppressor, Oil - Ignition 25
- Switch, Cut-off - High Temperature 31
- Switch, Light - Control Panel 43
- Switch, Selector - Run-Stop-Remote 43
- System, Cooling 31
- System, Cooling - Exhaust 33
- System, Exhaust 34
- System, Fuel 21
- System, Ignition 25
- System, Oil 17
  
- Tank, Fuel 21
- Tappet, Valve 9
- Thermostat 31,33
- Transformer, Voltage 46
- Tube, Breather 9
- Tube, Fill - Oil 9
- Tube, Oil - Crankcase 9
- Tube, Outlet - Exhaust 34
  
- Valve, By-Pass - Oil 17
- Valve, Drain - Oil 9
- Valve, Exhaust and Intake 5
- Valve, Globe 33
- Valve, Solenoid 33
- Valve, Solenoid - Fuel 21
- Voltmeter, AC 43

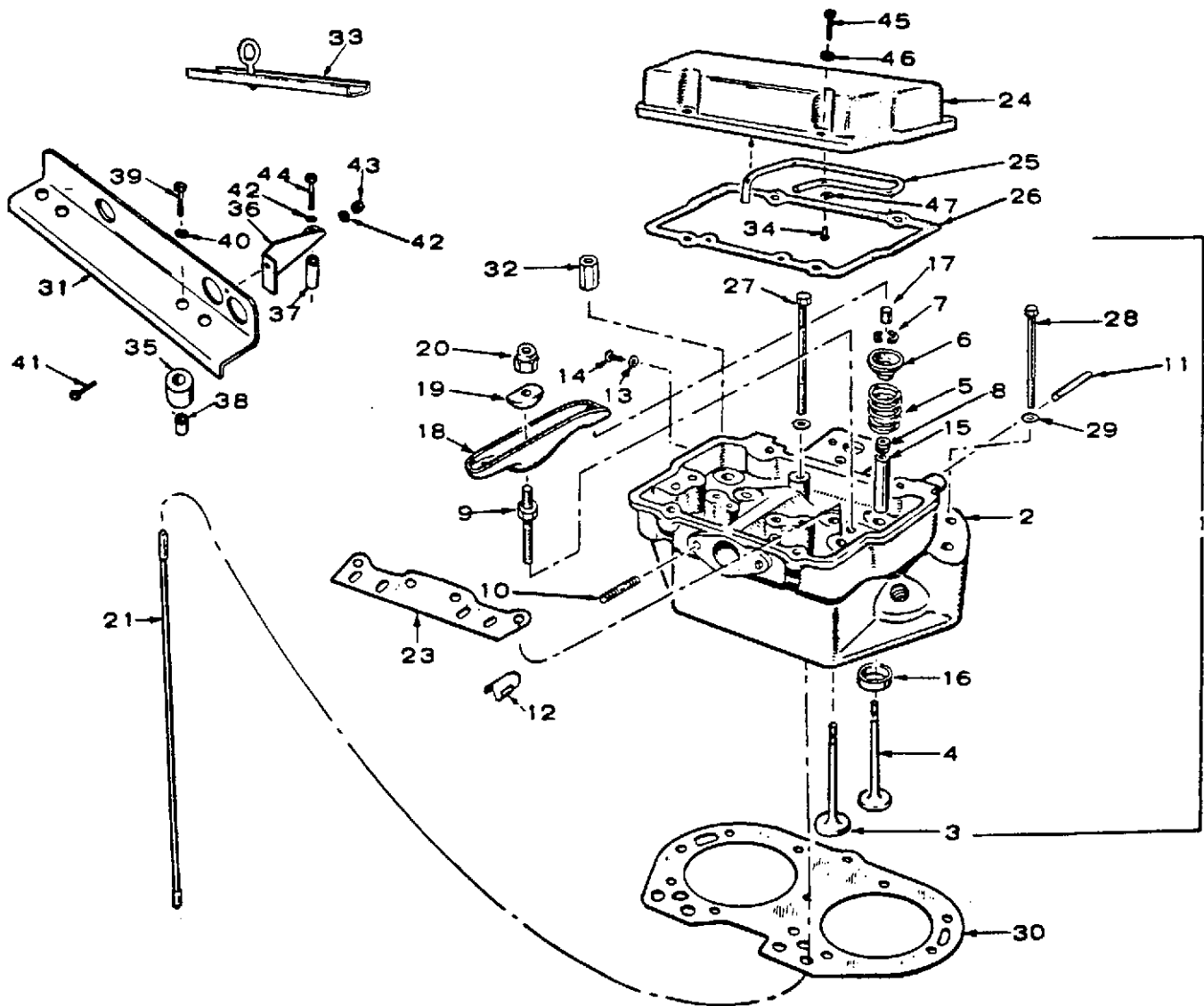
# Cylinder Head, Valve and Rocker



# Cylinder Head, Valve and Rocker

REF NO.	PART NO.	QTY USED	PART DESCRIPTION	REF NO.	PART NO.	QTY USED	PART DESCRIPTION
1			Head Assembly, Cylinder (Includes Parts Marked x)	16			xxInsert, Valve Seat
			Key 1 and 2				Intake, Gasoline Sets
110-1343	2		Gasoline Sets (Includes Parts Marked f)	110-1214	4	f\$#	Standard
110-1416	2		Gas & Gas-Gasoline Sets (Includes Parts Marked *)	110-1214-02	4		.002" Oversize
			Key 3 and 4	110-1214-05	4		.005" Oversize
110-2879	2		Gasoline Sets - City Water Cooled - Without Heat Exchanger (Includes Parts Marked ¶)	110-1214-10	4		.010" Oversize
110-1483	2		Gas-Gasoline Sets - With Heat Exchanger - Without Water Cooled (Includes Parts Marked ¶)	110-1214-25	4		.025" Oversize
			Parts Marked xx)				Intake, Gas & Gas-Gasoline Sets
110-1347	2		† Gasoline Sets - Standard	110-1287	4	*@¶	Standard
110-1399	2		* Gas & Gas-Gasoline Sets	110-1287-02	4		.002" Oversize
110-1432	2		@ Gas & Gas-Gasoline Sets - City Water Cooled - Without Heat Exchanger	110-1287-05	4		.005" Oversize
110-1626	2		# Gasoline Sets - With Heat Exchanger - City Water Cooled	110-1287-10	4		.010" Oversize
110-1482	2		¶ Gas-Gasoline Sets With Heat Exchanger - Without Heat Exchanger - City Water Cooled	110-1287-25	4		.025" Oversize
			xxValve, Intake				Exhaust
110-1218	4		f\$# Gasoline Sets	110-1215	4		Standard - All Sets
110-1286	4		*@¶ Gas & Gas-Gasoline Sets	110-1215-02	4		.002" Oversize
110-1219	4		xValve, Exhaust	110-1215-05	4		.005" Oversize
110-1221	8		xSpring, Valve	110-1215-10	4		.010" Oversize
110-1220	8		xRetainer, Valve Spring	110-1215-25	4		.025" Oversize
110-0858	16		xLock, Valve Spring Retainer	110-0859	8		Cap. Valve Stem
509-0090	4		xSeal, Oil - Intake Valve - Includes Retainer Rings				Arm, Rocker
115-0152	8		xStud, Rocker Arm	115-0128	4		Exhaust
520-0338	4		xStud, Intake Manifold	115-0129	4		Intake
520-0608	8		xStud, Exhaust Manifold	115-0127	8		Ball, Rocker Arm
110-1312	2		xBaffle, Fuel Distributor	115-0150	8		Locknut, Rocker Arm
850-0030	4		xWasher, Lock (#10 Med)	115-0154	8		Rod, Valve Push (Steel)
	4		xScrew, Round Head - Machine (#10-32 x 3/16")	115-0196	2		Guide, Push Rod
			xxGuide, Valve				Cover, Rocker
			Intake & Exhaust Gasoline Sets	115-0134	2		Gasoline Sets (Includes Parts Marked **)
110-1501	8		f\$# Standard	115-0179	2		Gas & Gas-Gasoline Sets (Includes Parts Marked f†)
110-1501-01	8		.001" Oversize				Line, Oil - Rocker Cover
			Intake, Gas & Gas-Gasoline Sets	120-0628	2	**	Gasoline Sets Only
110-1501	4		*@¶ Standard	120-0626	2	f†	Gas & Gas-Gasoline Sets
110-1501-01	4		.001" Oversize - Exhaust, Gas & Gas-Gasoline Sets	115-0130	2		Gasket, Rocker Cover
110-1392	4		*@¶ Standard	110-1225	10		Bolt, Cylinder Head (Special)
110-1392-01	4		.001" Oversize	800-0501	14		Screw, Hex Head - Cylinder Head (Special)
				526-0174	14		Washer, Flat - Cylinder Head (.406 ID x .781 OD x .1345 Thk)
				110-1211	2		Gasket, Head

# Cylinder Head, Valve and Rocker





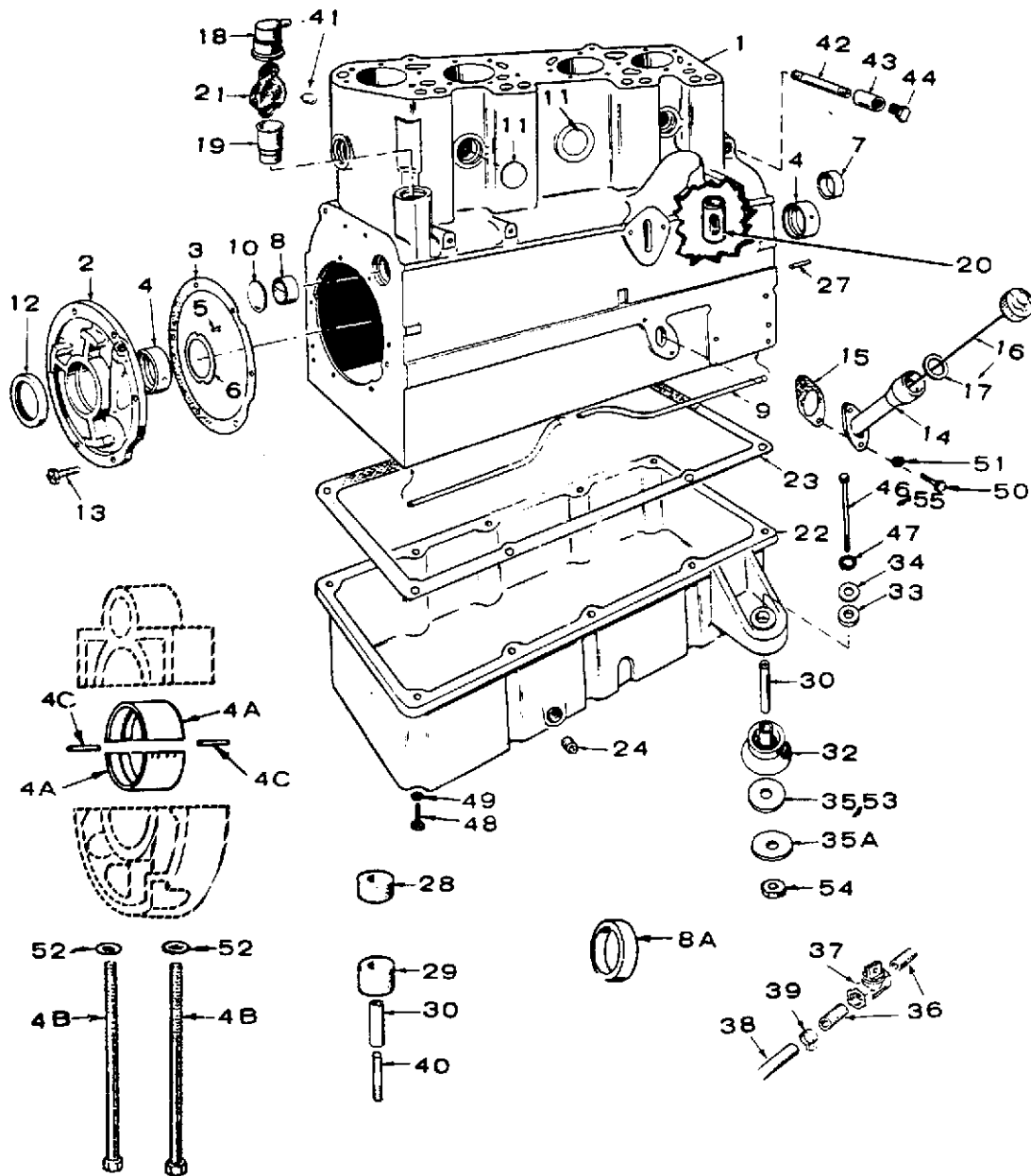
# Cylinder Head, Valve and Rocker

REF NO.	PART NO.	QTY USED	PART DESCRIPTION	REF NO.	PART NO.	QTY USED	PART DESCRIPTION
31	403-0690	1	Bracket, Lifting - Unhoused Sets	44	800-0038	1	Screw, Cap - Hex Head Brace Mounting (5/16-18 x 3-1/4")
32	403-0620	2	Nut, Extension - Spec A Only	45	800-0030	8	Screw, Cap - Hex Head Rocker Cover Mounting (5/16-18 x 1-1/4")
33			Bar Assembly, Lifting - Spec A Only (Order 403-0690, (2) 809-0091 & 850-0060)	46	350-0045	8	Washer, Lock - Rocker Cover Mounting (5/16")
34	815-0562	2††**	Screw, Round Head - Rocker Cover Oil Line (#10 x 5/16")	47	526-0130	1††**	Washer, Flat (17/64 ID x 1 OD x 1/16" Thk)
35	402-0361	2	Cushion, Vibration				
36	403-0890	1	Brace, Lifting Bracket				
37	403-0826	1	Spacer, Lifting Bracket				
38	402-0362	2	Bushing, Spacer				
39	800-0094	2	Screw, Cap - Hex Head Lifting Bracket Mounting (1/2-13 x 2")				
40	526-0100	2	Washer, Flat - Lifting Bracket Mounting (9/16" OD x 1-3/8" OD x 7/64" Thk)				
41	800-0025	1	Screw, Cap - Hex Head Brace to Lifting Bracket (5/16-18 x 5/8")				
42	850-0045	2	Washer, Lock - Brace Mounting (5/16")				
43	862-0015	1	Nut, Hex - Brace to Lifting Bracket (5/16-18)				

† - Parts in Gasoline Sets - Standard.  
 § - Parts in Gasoline Sets - City Water Cooled Without Heat Exchanger.  
 \* - Parts in Gas-Gasoline Sets.  
 @ - Parts in Gas-Gasoline Sets - City Water Without Heat Exchanger.  
 # - Parts in Gasoline Sets - With Heat Exchanger - City Water Cooled.  
 ¶ - Parts in Gas-Gasoline Sets with Heat Exchanger - Without Heat Exchanger - City Water Cooled.  
 \*\* - Parts in Rocker Cover 115-0134.  
 †† - Parts in Rocker Cover 115-0179.  
 x - Parts Included in Cylinder Head Assembly.  
 xx - Parts Included in Cylinder Head.



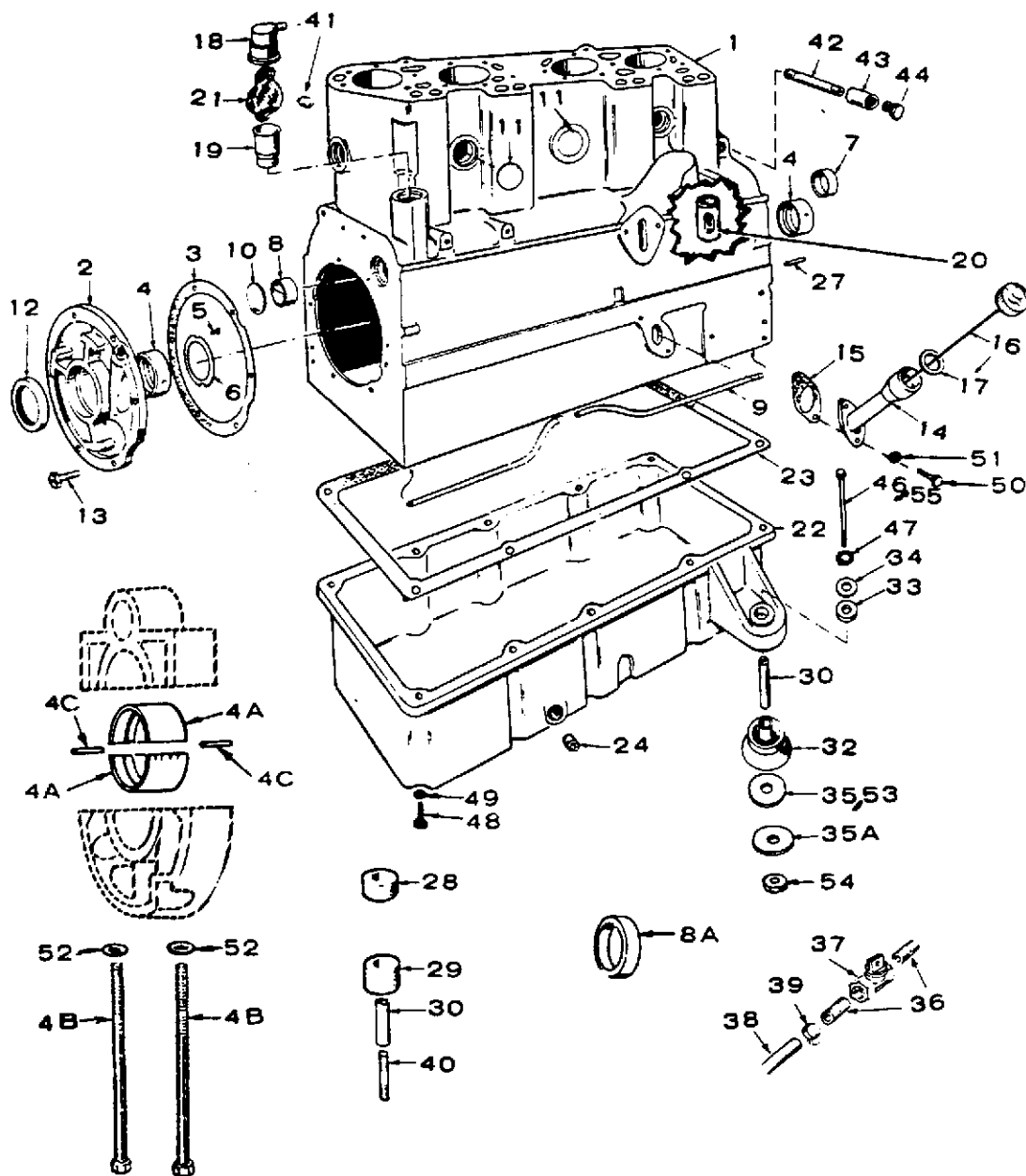
# Cylinder Block and Oil Base



# Cylinder Block and Oil Base

REF NO.	PART NO.	QTY USED	PART DESCRIPTION	REF NO.	PART NO.	QTY USED	PART DESCRIPTION
1			Block Assembly, Cylinder (Includes Parts Marked *)	20			*Tappet, Valve
	110-1408	1	Key 1,2		115-0132	8	Key 3,4
	110-1361	1	Key 3,4		115-0195	8	Key 1,2
2	101-0337	1	*Plate, Rear Bearing (Less Bearing and Pins)	21	123-0865	1	Filter, Breather Tube
3	101-0386	1	*Gasket Kit, Rear Bearing Plate (Includes Shims)		123-1283	1	Spec A through AA
4			*Bearing, Precision Main (Front or Rear)	22	102-0476	1	Begin Spec AB
	101-0359	2	Standard				Base, Oil
	101-0359-02	2	.002" Undersize				Spec A Only - No Longer Available - For Replacement Order:
	101-0359-10	2	.010" Undersize				1 of 102-0539 Base
	101-0359-20	2	.020" Undersize				1 of 231-0111 Adapter
	101-0359-30	2	.030" Undersize				2 of 402-0285 Mount
4A			*Bearing, Half - Precision Main - Center				1 of 402-0287 Mount
	101-0361	2	Standard				1 of 402-0323 Hardware
	101-0361-02	2	.002" Undersize	23	102-0475	1	Package
	101-0361-10	2	.010" Undersize	24	505-0056	1	Gasket, Oil Base
	101-0361-20	2	.020" Undersize	27	516-0141	2	Plug (1/2")
	101-0361-30	2	.030" Undersize	28	402-0036	4	*Pin, Dowel Gear Cover Locating
4B	101-0342	2	*Bolt, Center Bearing Housing (Special)				Mount, Vibration, Cylindrical
4C	516-0149	2	*Pin, Center Bearing Housing	29			Shaped, Upper, Spec A Only
5	516-0072	4	*Pin, Crankshaft Thrust Washer		402-0038	2	Mount, Vibration, Cylindrical
6	104-0420	2	*Washer, Crankshaft Thrust (Special)		402-0251	2	Shaped, Lower - Spec A Only
7	101-0363	1	*Bearing, Precision Cam Front (Standard Only)				Engine End
8	101-0365	1	*Bearing, Precision Cam Rear (Standard Only)				Generator End
8A	101-0364	1	*Bearing, Precision Cam Center (Standard Only)	30			Bushing, Spacer, Vibration
9			*Tube, Crankcase Oil		402-0046	4	Mount
	120-0586	1	Front		402-0290	4	Spec A Only
	120-0585	1	Rear	32			*Begin Spec B
10	517-0053	1	*Plug, Expansion Rear Cam Opening		402-0285	2	Cushion, Vibration, Cone
11			*Plug, Cylinder Block - Expansion		402-0287	2	Shaped - Begin Spec B
	517-0096	2	Left Side (Accessory)		402-0286	2	Engine End
	517-0097	1	1-9/16" Ends		402-0287	2	Generator End - Spec B
			Right Side		402-0282	4	through Z
	517-0059	2	1-7/16"				Generator End - Begin Spec
	517-0059	1	Rear End				AA - Skid Base Models
			Front End (City Water Only)		402-0285	2	Engine End
	517-0059	1	1-7/16" Water Pump Hole		402-0287	2	Generator End
12	509-0086	1	Seal, Crankshaft Rear (in Gasket Kit 168-0099)	33	402-0282	4	*Snubber, Shock Mounting
13	805-0019	6	*Bolt, Place - Rear Bearing Plate	34	526-0014	4	Begin Spec B
14	123-0649	1	Tube, Oil Fill				*Washer, Flat (Use Only With Cone Shaped Cushions)
15	123-0667	1	Gasket, Oil Fill Tube	35			(29/64 ID x 1-1/2" OD x 1/8" Thk)
16	123-0698	1	Cap and Indicator		526-0198	4	Washer, Flat (Use Only With Cone Shaped Cushions)
17	123-0191	1	Gasket, Cap				*5/8 ID x 1-1/2" OD x 1/16" Thk
18	123-0787	1	Cap, Breather Tube	35A	526-0195	4	† 29/64 ID x 3-1/4" OD x 1/8" Thk - Begin Spec B
19	123-0645	1	Tube, Breather	35A	526-0195	3	§ 29/64 ID x 3-1/4" OD x 1/8" Thk - Skid Base Models
				36			Nipple, Oil Drain
					505-0002	2	Skid Base Models
					505-0100	2	Key 1,2
				37	504-0011	1	Valve, Oil Drain - Key 1,2 - Skid Base Models
				38	503-0316	1	Hose, Oil Drain - Key 1,2 Skid Base Models
				39	503-0197	1	Clamp, Oil Drain Hose Key 1,2 - Skid Base Models

# Cylinder Block and Oil Base



# Cylinder Block and Oil Base

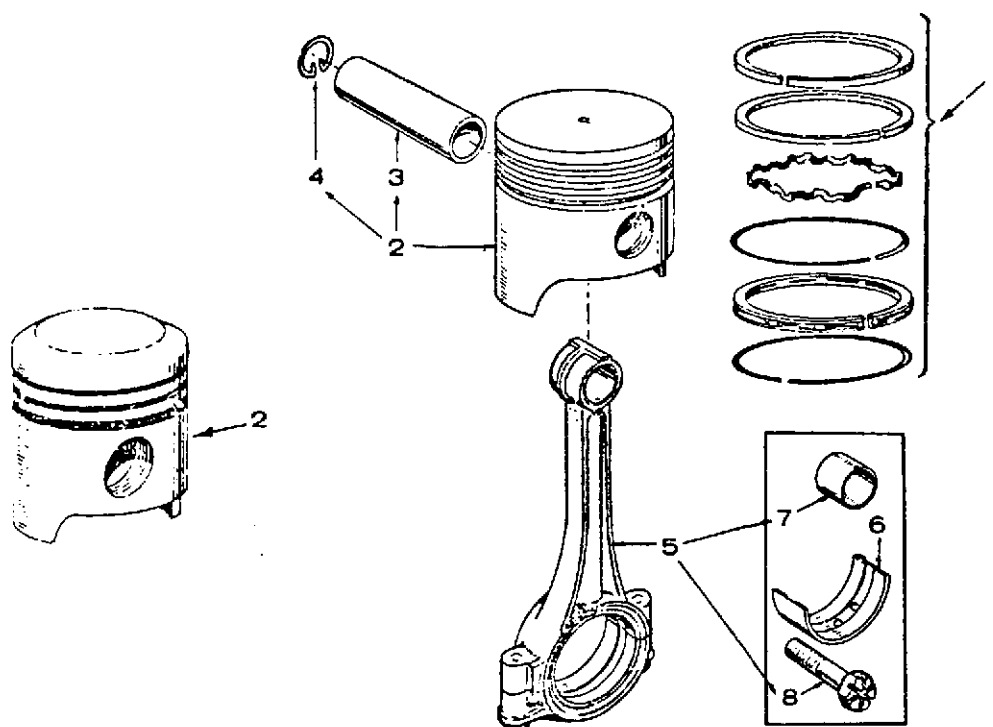
REF NO.	PART NO.	QTY USED	PART DESCRIPTION	REF NO.	PART NO.	QTY USED	PART DESCRIPTION
40	520-0650	4	Stud, Vibration Mount Key 1,2 - Spec A Only	51	850-0045	2	Washer, Lock - Oil Fill Tube Mounting (5/16")
41	505-0266	2	Plug (3/8") Cylinder Block Key 1,2	52	526-0035	2	*Washer, Flat - Center Main Bearing Housing (17/32 ID x 7/8 OD x 1/8" Thk)
42			Nipple, Water Drain	53	526-0199	1	§Washer (Notched) - Generator End - Skid Base Models (29/64 ID x 3-1/4" x 1/8" Thk)
	505-0071	1	Spec A and B (1/4 x 2")				
	505-0449	1	Begin Spec C (1/4 x 6")				
43	505-0027	1	Coupling (1/4"), Water Drain	54	862-0004	4	†§Nut, Hex - Skid Base Models (7/16"-14)
44	502-0153	1	Plug (1/4"), Washer Drain	55	816-0212	4	†Bolt, Carriage (7/16"-14 x 5-1/2") - Begin Spec B
46			Screw, Cap - Hex Head - Cushion Mounting				
	800-0081	4	Standard (7/16-14 x 3-1/2")				
	800-0082	4	§ Skid Base (7/16-14 x 3-3/4")				
47	850-0055	4	§†Washer, Lock (7/16") Standard Skid Base Models				
48	800-0072	10	Screw, Cap - Hex Head Oil Base Mounting (7/16-14 x 1-1/4")				
49	850-0055	10	Washer, Lock - Oil Base Mounting (7/16")				
50	800-0026	2	Screw, Cap - Hex Head - Oil Fill Tube Mounting (5/16-18 x 3/4")				

\* - Parts Included in Cylinder Block Assembly.

† - Parts Included in Mounting Hardware Package #402-0291 (Enough for 1 Assembly Only) Begin Spec 8.

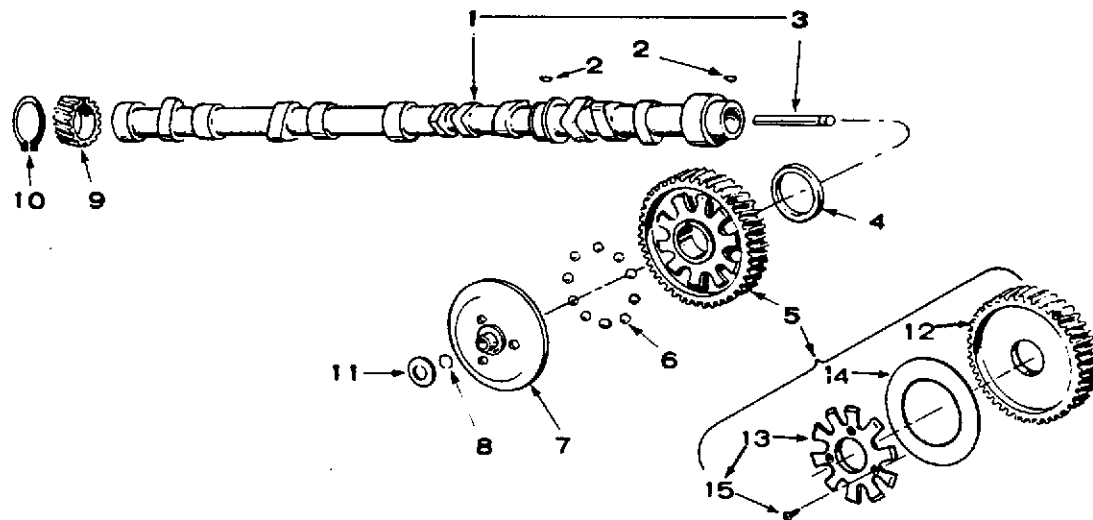
§ - Included in Mounting Hardware Package #402-0327 Skid Base Models Only (Enough for 4 Assemblies)

## Piston and Rod



REF NO.	PART NO.	QTY USED	PART DESCRIPTION	REF NO.	PART NO.	QTY USED	PART DESCRIPTION
1			Ring Set, Piston	3	112-0086	4	Pin, Piston
	113-0107	4	Standard	4	112-0085	8	Ring, Retaining - Pin
	113-0107-10	4	.010" Oversize	5	114-0163	4	Rod Assembly, Connecting (Forged)
	113-0107-20	4	.020" Oversize				Bearing Half, Connecting Rod
	113-0107-30	4	.030" Oversize	6	114-0164	8	Standard
2			Piston and Pin (Includes Pin Retaining Rings)		114-0164-02	8	.002" Undersize
			Gasoline, Gas-Gasoline, LPG & Standard Natural Gas Sets		114-0164-10	8	.010" Undersize
	112-0172	4	Standard Size		114-0164-20	8	.020" Undersize
	112-0172-10	4	.010" Oversize		114-0164-30	8	.030" Undersize
	112-0172-20	4	.020" Oversize	7	114-0170	8	Bushing, Piston Pin (Half) - Connecting Rod
	112-0172-30	4	.030" Oversize	8	805-0012	8	Bolt, Place - Connecting Rod (Special)
			Natural Gas Only (High Compression Piston) - Optional				
	112-0174	4	Standard Size				
	112-0174-10	4	.010" Oversize				
	112-0174-20	4	.020" Oversize				
	112-0174-30	4	.030" Oversize				

## Camshaft

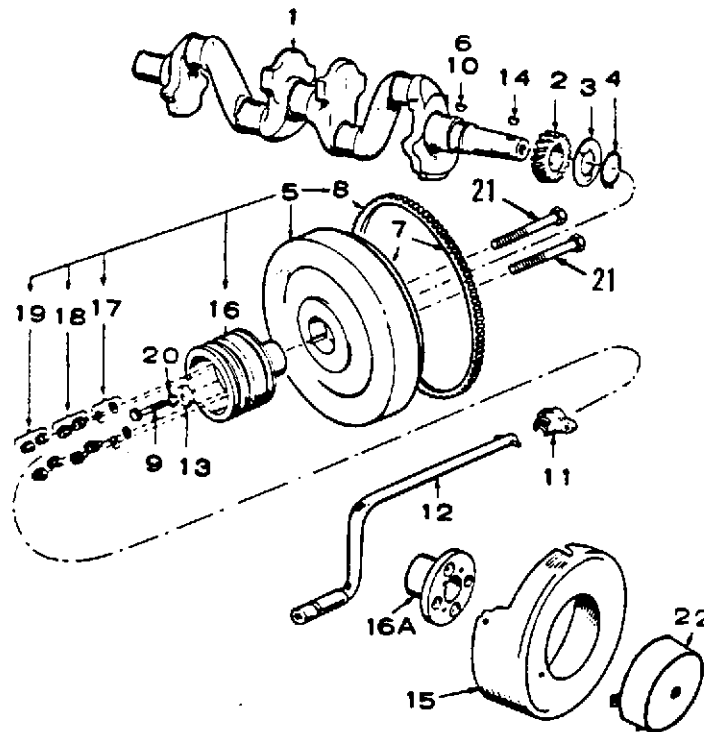


REF NO.	PART NO.	QTY USED	PART DESCRIPTION
1	105-0240	1	Camshaft (Includes Pin)
	105-0275	1	Spec A through N
	105-0275	1	Begin Spec P
2	515-0001	2	Key, Camshaft Gear or Distributor Drive Gear
3	150-0075	1	Pin, Camshaft Center
4	105-0205	1	Washer, Thrust
5	105-0218	1	Gear, Camshaft (Includes Parts Marked *)
6	510-0046	10	Ball, Fly - Governor
7	150-0857	1	Cup, Governor
8	150-0078	1	Ring, Center Pin (Snap)

REF NO.	PART NO.	QTY USED	PART DESCRIPTION
9	166-0302	1	Gear, Distributor Drive
10	518-0195	1	Ring, Distributor Drive Gear
11	150-0859	1	Washer, Thrust Governor Yoke
12	105-0465	1	*Gear, Camshaft
13	150-1842	1	*Spacer Kit, Governor Ball (Includes Parts Marked †)
14	150-0773	1	*Plate, Governor Ball
15	815-0506	3	*†Screw, Flathead - Governor Ball Spacer (10-32 x 1/2")

\* - Parts Included in 105-0218 Camshaft Gear.  
† - Parts Included in 150-1842 Spacer Kit.

# Crankshaft and Flywheel

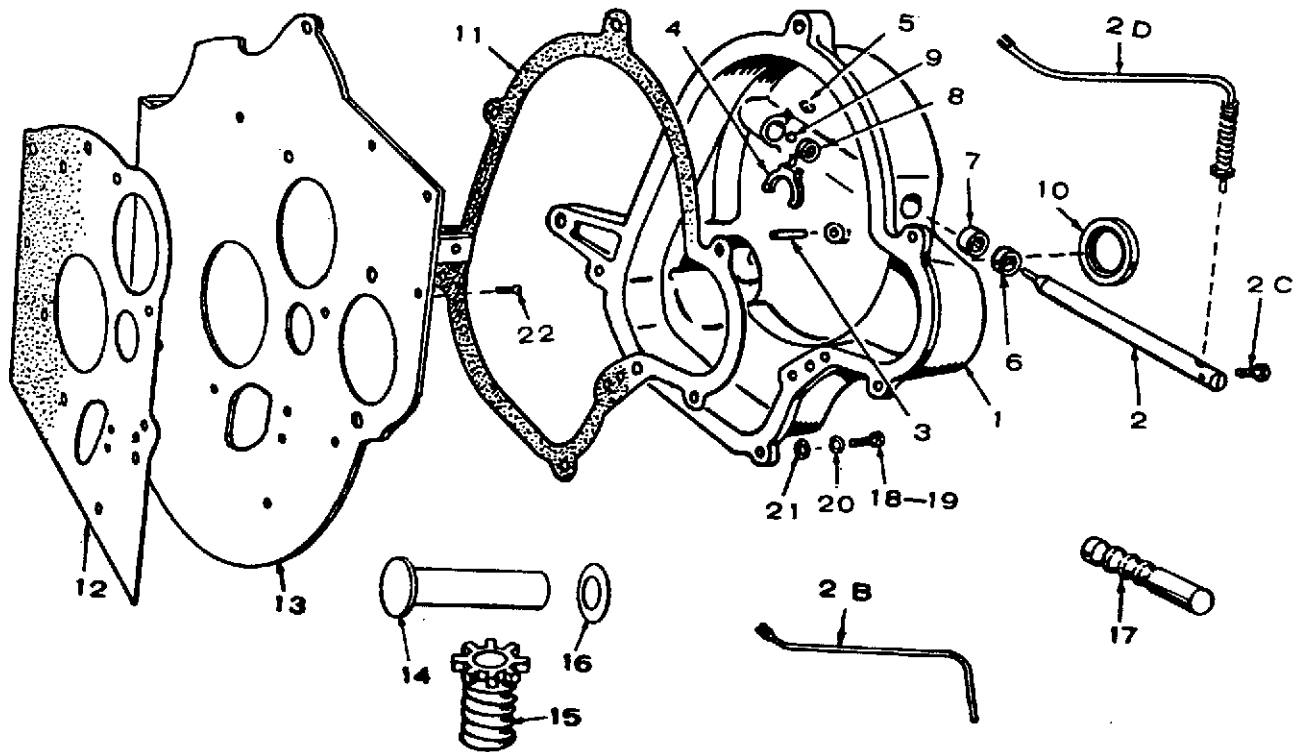


REF NO.	PART NO.	QTY USED	PART DESCRIPTION	REF NO.	PART NO.	QTY USED	PART DESCRIPTION
1	104-0460	1	Crankshaft	13	526-0185	1	Washer, Flat - Flywheel Mounting (15/32" ID x 1-1/2" OD x 3/8" Inn)
	104-1362	1	Spec A through AB Begin Spec AC (Includes Parts Marked †)	14	515-0153	1	†Key, Flywheel to Crankshaft
2	104-0418	1	Gear, Crankshaft	15	104-0510	1	Guard, Flywheel - Key 3,4
3	104-0416	1	Washer, Gear Retainer (Special)	16	104-0957	1	Hub, Flywheel - Key 1,2
4	518-0188	1	Ring, Lock	16A	134-1401	1	Hub, Flywheel - Key 3,4
5		1	Flywheel (Includes Ring Gear and Hub)	17	526-0187	4	Washer, Flat - Hub to Flywheel (Special)
	104-0549	1	Key 1,2	18	104-0543	4	Spacer & Washer Assembly, Hub to Flywheel
	104-0556	1	Key 3,4	19	115-0150	4	Nut, Lock - Hub to Flywheel (Special)
6	515-0006	1	†Key - Begin Spec AC	20	850-0055	1	Washer, Lock - Flywheel Mounting (7/16")
7	104-0547	1	Flywheel (With Ring Gear, Less Hub)	21	801-0054	4	Screw, Cap - Hex Head - Flywheel Hub Mounting (3/8-24 x 2")
8	104-0423	1	Gear, Ring	22	104-0594	1	Cover, Flywheel Guard - Key 1,2
9	800-0500	1	Screw, Hex Head Cap - Flywheel (Special)				
10	515-0001	1	†Key, Crankshaft Gear				
11	104-0429	1	*Crankdog - Key 1,2				
12	192-0004	1	*Crank - Key 1,2				

\* - Used on Early Models Only.

† - Parts Included in 104-1362 Crankshaft Kit.

# Gearcase



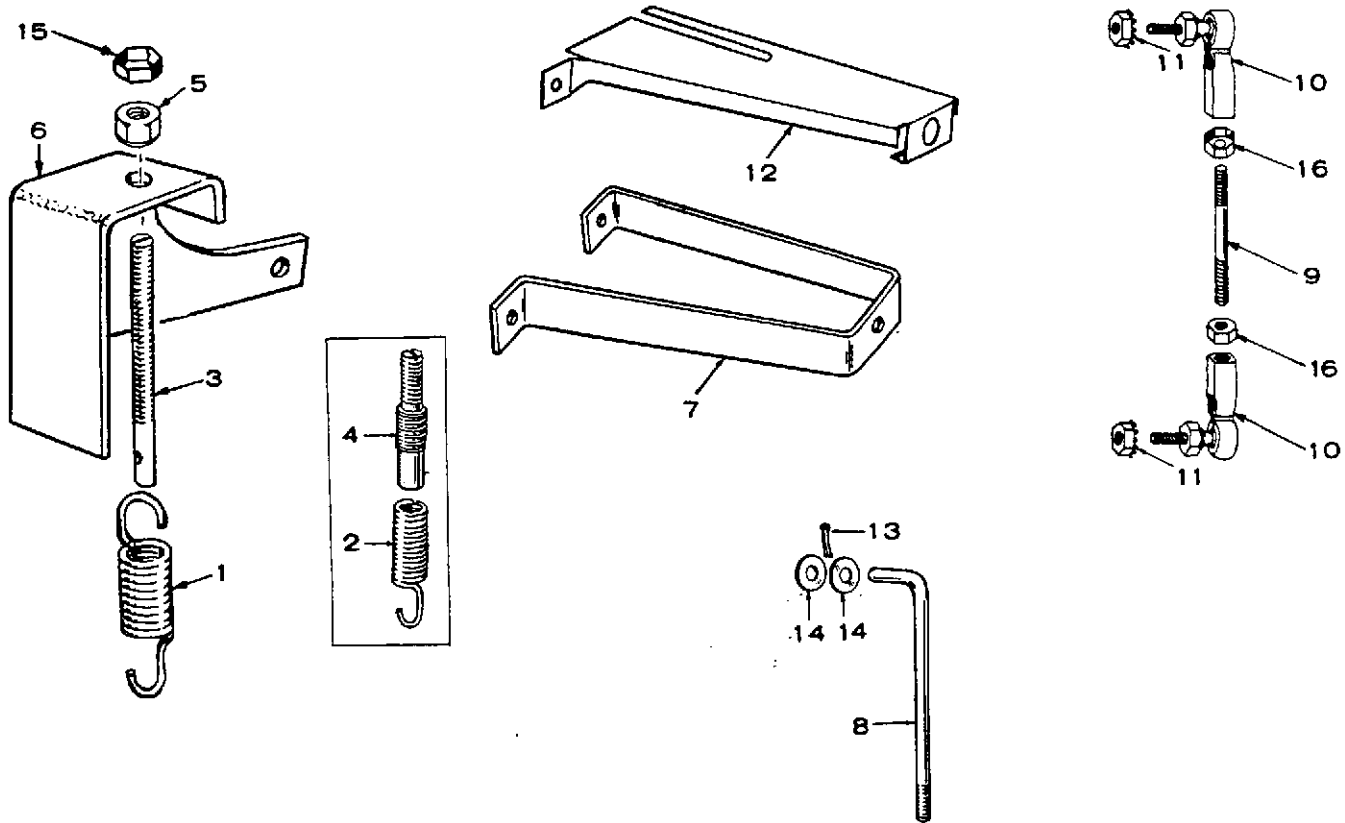
REF NO.	PART NO.	QTY USED	PART DESCRIPTION
1			Cover Assembly, Gear (Includes Parts Marked *)
	103-0278	1	Key 1,2 - Spec A through Q
	103-0302	1	Key 1,2 - Begin Spec R
	103-0277	1	Key 3,4
2			*Shaft, Governor
	150-0901	1	Key 1,2
	150-0838	1	Key 3,4
2B	150-0836	1	Arm, Governor - Spec A through Q
2C			*Screw, Hex Head - Machine
	815-0176	2	Key 1,2 (#8-32 x 1/2")
	815-0176	1	Key 3,4 (#8-32 x 1/2")
2D			Arm, Governor
	150-1158	1	Key 1,2 - Begin Spec R
	150-1091	1	Key 3,4 - Begin Spec R
3	516-0111	1	*Pin, Governor Cup Stop
4	150-0777	1	*Yoke, Governor
5	518-0129	1	*Ring, Yoke Retaining
6	509-0088	1	*Seal, Governor Shaft
7	510-0048	1	*Bearing, 1/2" Shaft
8	510-0082	1	*Bearing, 1/4" Shaft
9	510-0043	1	*Ball, Governor Shaft Thrust
10	509-0087	1	*Seal
11	103-0251	1	Gasket, Gear Cover

REF NO.	PART NO.	QTY USED	PART DESCRIPTION
12	103-0218	1	Gasket, Backplate
13	103-0228	1	Backplate
14	150-1154	1	*Pin, Governor Shaft Hub - Key 1,2 - Begin Spec R
15	150-1160	1	*Hub, Governor Shaft - Key 1,2 - Begin Spec R
16	150-1155	1	*Washer, Lock - Governor Shaft - Key 1,2 - Begin Spec R
17	150-0900	1	*Arm, Governor Spring Control - Key 1,2 - Spec A through Q
18	110-0879	4	Screw, Cap - Hex Head, Gear Cover Mounting (Special)
19	800-0028	1	Screw, Hex Head - Cap, Gear Cover Mounting (5/16-18 x 1")
20	850-0045	5	Washer, Lock - Gear Cover Mounting (5/16")
21	526-0115	5	Washer, Flat - Gear Cover Mounting (11/32" ID x 11/16" OD x 1/16" Thk)
22	800-0026	1	Screw, Cap - Hex Head Backplate Mounting (5/16-18 x 3/4")

\* - Parts Included in Gear Cover Assembly.



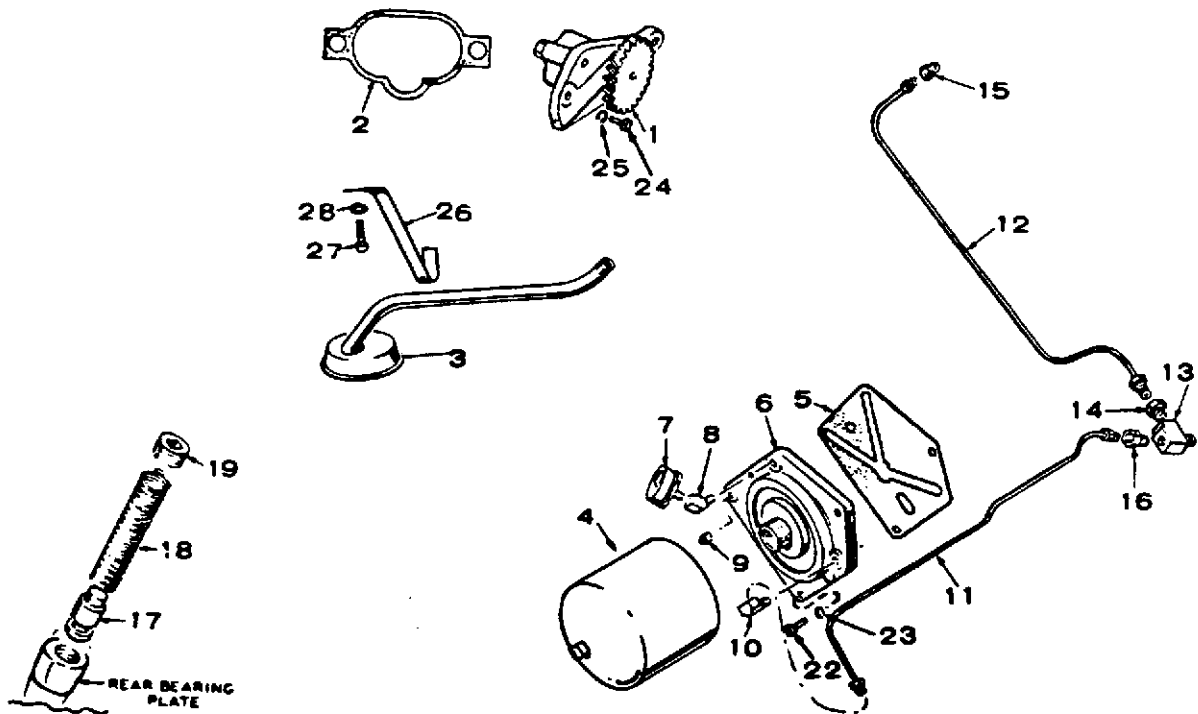
# Governor



REF NO.	PART NO.	QTY USED	PART DESCRIPTION
1	150-1085	1	Spring, Governor - Begin Spec R
2	150-0862	1	Spring, Governor - Spec A through Q
3	150-1082	1	Stud, Governor Adjusting - Begin Spec R
4	150-0863	1	Stud, Governor Adjusting - Spec A through Q
5	104-0091	1	Nut, Adjusting Spec A through Q (Special)
	862-0003	1	Begin Spec R (3/8-16)
6			Bracket, Governor Adjustment - Key 1,2
	150-0902	1	Spec A through Q
	150-1105	1	Begin Spec R
7			Bracket, Governor - Key 3,4
	150-0810	1	Spec A through Q
	150-1103	1	Begin Spec R
8	150-0841	1	Link, Governor - Spec A through Q (No Longer Available)

REF NO.	PART NO.	QTY USED	PART DESCRIPTION
9	150-1069	1	Link, Governor - Begin Spec R
10	150-0974	1	Joint, Ball Spec A through Q
	150-1081	2	Begin Spec R
11	870-0131	2	Nut, Hex (W ET 10-32) (1 used Spec A through Q)
12	150-0823	1	Cover, Governor Spring Control - Key 3,4 - Spec A through Q
13	516-0036	1	Key, Cotter - Spec A through Q
14	526-0116	2	Washer, Flat - Link to Carburetor (.200 ID x 3/8 OD x 1/32\" Spec A through Q
15			Palnut, Lock
	870-0130	1	Spec A through Q (Special)
	870-0133	1	Begin Spec R (3/8-16)
16	870-0188	2	Palnut, Lock - Governor Link (1 used Spec A through Q) (10-32)

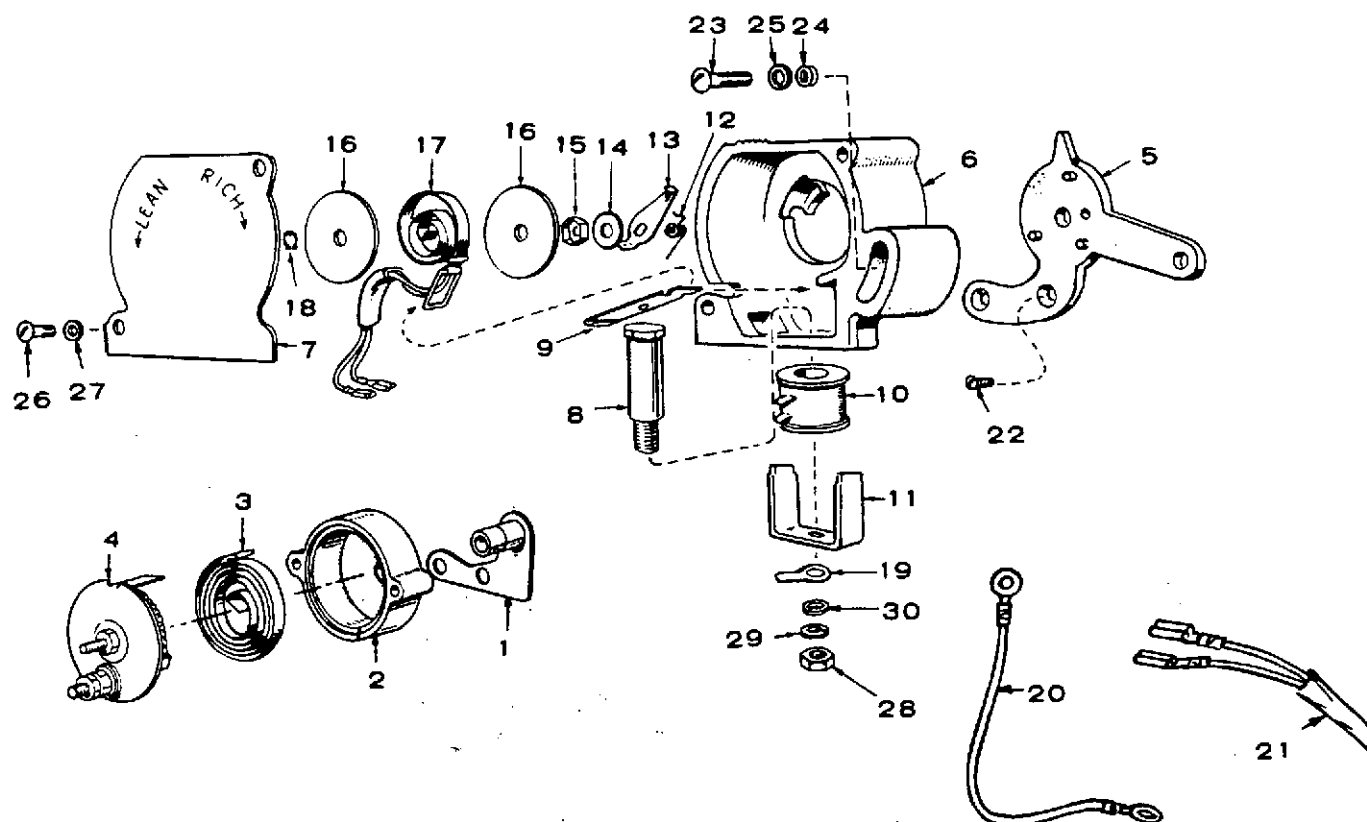
# Oil System



REF NO.	PART NO.	QTY USED	PART DESCRIPTION
1	120-0547	1	Pump Assembly, Oil
2	120-0580	1	Gasket Kit, Oil Pump
3	120-0601	1	Cup Assembly, Oil Pump Intake
4	122-0185	1	Filter, Oil
	122-0193	1	4-3/8" Long
5	122-0188	1	5-3/4" Long
6	122-0182	1	Gasket, Adapter
7	193-0108	1	Adapter, Oil Filter
	193-0244	1	Sender, Oil Gauge Pressure
	193-0271	1	Spec A through AA
8	502-0094	1	Spec AB
9	505-0057	1	Begin Spec AC
10	502-0019	1	Elbow, Oil Gauge Sender
	502-0037	1	Plug (1/8") - Spec A and B
	502-0037	1	Elbow, Oil Line to Filter
11	120-0562	1	Adapter
	120-0641	1	Gasoline Sets, Spec A
	120-0606	1	through N
	120-0641	1	Gasoline Sets, Begin Spec P
	120-0641	1	Gas & Gas-Gasoline Sets
12	120-0575	1	Line, Filter Adapter to
	120-0635	1	Cylinder Head
13	502-0242	1	Gasoline Sets, Spec A
	502-0058	1	through N
		1	Gasoline Sets, Begin Spec P
		1	Gas & Gas-Gasoline Sets
		1	Line, Tee to Rear Cylinder
		1	Head
		1	Spec A through N
		1	Begin Spec P
		1	Tee, Restricted Front
		1	Cylinder Head
		1	With Restriction Plug
		1	Without Restriction Plug

REF NO.	PART NO.	QTY USED	PART DESCRIPTION
14	502-0097	1	Connector, Inverted Male -
			Rear Cylinder Head, Oil Line
15			to Tee
			Connector, Inverted Male -
			Rear Cylinder Head to Oil
			Line
	502-0097	1	Spec A through N
	502-0274	1	Begin Spec P (Restricted)
16			Connector, Inverted Male -
			Adapter Oil Line to Tee
	502-0030	1	Gasoline Sets - Spec A
			through N
	502-0097	1	Gasoline Sets - Begin Spec P
	502-0097	1	Gas & Gas-Gasoline Sets
17	120-0539	1	Valve, Oil By-Pass
18	120-0555	1	Spring, By-Pass Valve
19	505-0274	1	Plug (1/8") - Oil By-Pass
22	800-0028	3	Screw, Cap - Hex Head - Oil
			Filter Adapter Mounting
			(5/16-18 x 1")
23	850-0045	3	Washer, Lock - Oil Filter
			Adapter Mounting (5/16)
24	800-0030	2	Screw, Cap - Hex Head - Oil
			Pump Mounting (5/16-18 x
			1-1/4")
25	850-0045	2	Washer, Lock - Oil Pump
			Mounting (5/16)
26	120-0602	1	Bracket, Oil Pump Intake Cup
27	800-0025	1	Screw, Cap - Hex Head
			(5/16-18 x 1/2" Lg)
28	850-0045	1	Washer, Lock (5/16")

# Electric Choke and Thermo-Magnetic Choke



REF NO.	PART NO.	QTY USED	PART DESCRIPTION	REF NO.	PART NO.	QTY USED	PART DESCRIPTION
1	*		Adapter - Spec A and B	19	332-0876	1	Terminal, Ground - Begin Spec C
2	153-0324	1	Bracket - Spec A and B				
3	*		Element - Spec A and B	20	336-1550	1	Lead, Choke Ground - Begin Spec C
4	153-0325	1	Cover Assembly, Choke (12 Volt) Spec A and B	20	336-1549	1	Lead, Solenoid to Ground - Begin Spec C
5	153-0385	1	Plate, Mounting - Begin Spec C	21	338-0332	1	Harness, Choke - Begin Spec C
6	153-0386	1	Body - Begin Spec C	22	815-0161	2	Screw, Flat Head - Machine Plate Mounting (10-32 x 3/8")
7	153-0389	1	Cover - Begin Spec C	23	813-0107	1	Screw, Round Head - Machine Locking - Choke Adjustment (10-32 x 1-1/4")
8	153-0391	1	Core, Solenoid - Begin Spec C	24	526-0008	1	Washer, Flat (13/64" ID x 7/16 OD x 1/32" Thk)
9	153-0395	1	Armature - Begin Spec C	25	850-0030	1	Washer, Lock (#10)
10	307-1203	1	Coil, Solenoid - Begin Spec C	26	812-0076	2	Screw, Round Head - Machine Cover Mounting (#8-32 x 5/16")
11	153-0392	1	Frame, Solenoid - Begin Spec C	27	854-0007	2	Washer, Lock (#8)
12			Spring Spec C through R	28	862-0015	1	Nut, Hex (5/16-18)
	153-0387	1	Begin Spec S	29	854-0017	1	Washer, Lock (5/16")
	153-0425	1		30	526-0022	1	Washer, Flat (21/64 ID x 9/16 OD x 1/16" Thk)
13	153-0390	1	Lever, Thermostat - Begin Spec C	153-0430		1	Kit, Choke (Thermo Magnetic), For Plants Originally equipped with this type Choke
14	526-0018	1	Washer, Flat - Begin Spec C (17/64 ID x 5/8 OD x 1/16" Thk)				
15	870-0134	1	Palnut (1/4-20) Begin Spec C				
16	153-0399	2	Insulator - Begin Spec C				
17			Heater Assembly Spec C through R				
	153-0400	1	Begin Spec S				
	153-0422	1					
18	518-0129	1	Ring, Retaining - Begin Spec C				

\* - No Longer Available - Order Choke Kit #153-0378.

\* - No Longer Available - Order Choke Kit #153-0378.



## Fuel System

REF NO.	PART NO.	QTY USED	PART DESCRIPTION	REF NO.	PART NO.	QTY USED	PART DESCRIPTION
1			*Carburetor, Gasoline (Includes Mounting Gasket) (Includes Parts Marked **) Spec A Through Q (For Carburetor Breakdown See 141-0758)	25	159-0639	1	Tank, Fuel - Housed Sets - Key 1,2
	141-0758	1		26	504-0004	1	Valve, Shut-off - Housed Sets - Key 1,2
	141-0876	1	Begin Spec R (Includes Parts Marked †) (For Carburetor Breakdown See 141-0685)	27	502-0082	1	Nipple, Hex - Brass Pipe - Key 1,2 - Housed Sets
2	141-0281	1	Gasket, Carburetor	28	307-0565	1	Valve, Fuel Solenoid (12 Volt) Housed Sets - Key 1,2
3	502-0002	2	Elbow, Fuel Pump Inlet and Outlet	29	501-0015	1	Line, (16") - Housed Sets - Key 1,2
3A	502-0065	1	Elbow, Carburetor Inlet	30	505-0057	1	Plug (1/8") - Shut Off Valve - Housed Sets - Key 1,2
4			Adapter, Air Cleaner (Includes Tube)	31	159-0751	1	Gasket, Tank Filler Neck - Key 1,2 - Housed Sets
	140-0647	1	Spec A through Q	32	502-0003	1	Connector, Pump Inlet - Housed Sets with Mounted Tank - Key 1,2 - Housed Sets
	140-0933	1	** Begin Spec R	33	503-0171	2	Clamp, Breather Hose
4A	123-0732	1	Tube, Nylon	34	526-0065	4	Washer, Flat (Copper) Intake Manifold Mounting (21/64" ID x 9/16" OD x 1/16" Thk)
5	503-0416	1	Hose, Breather to Air Cleaner Adapter (7/16 ID x 12")	41	149-0463	1	Screen, Fuel Pump
6	140-0595	1	Pan, Air Cleaner	43	868-0002	2	Nut, Hex - Carburetor Mounting (5/16-24)
7	140-0636	1	Element & Retainer, Air Cleaner	44	854-0017	2	Washer, Lock (IT) - Carburetor Mounting (5/16")
8	140-0594	1	Cover, Air Cleaner	45	813-0108	2	Screw, Round Head - Machine Air Cleaner Adapter Mounting (10-32 x 1-1/2")
9	140-0584	1	**Gasket, Air Cleaner	46	850-0030	2	Washer, Lock - Air Cleaner Adapter Mounting (#10)
10			Gasket, Adapter to Carburetor	48	812-0168	2	Screw, Round Head - Machine - Fuel Tank Mounting Bracket (1/4-20 x 3-1/2")
	140-0585	1	Spec A through Q	49	850-0040	2	Washer, Lock - Fuel Tank Mounting Bracket (1/4")
	140-0921	1	** Begin Spec R	50	821-0010	8	Screw, Hex Washer Head - Self Locking - Fuel Tank Mounting (1/4-20 x 1/2")
11	520-0621	2	Stud, Air Cleaner	51	800-0027	2	Screw, Cap - Hex Head - Fuel Pump Mounting (5/16-18 x 7/8")
12	865-0020	2	Nut, Wing - Air Cleaner (1/4-20)	52	149-1307	2	Washer, Copper - Fuel Pump Mounting
14			Line, Pump to Carburetor	53	110-0445	4	Nut, Hex - Intake Manifold Mounting (special)
	159-0744	1	Spec A and B	149-1048	1	Repair Kit, Fuel Pump	
	149-1016	1	Spec C through Q				
	149-1099	1	** Begin Spec R				
15	149-1787	1	Pump, Fuel (Includes Mounting Gasket) (Includes Parts Marked §)				
16	149-0792	1	§ Gasket, Fuel Pump Mounting				
17	149-0517	1	Gasket, Fuel Pump Bowl				
18			#Bowl, Fuel Pump (Glass)				
	149-0116	1	Spec A through T (2-3/8")				
	149-1168	1	Begin Spec AA (1-5/8")				
18A			#Bail, Fuel Pump Bowl Retaining				
	149-1006	1	Spec A through T (2-3/8")				
	149-1169	1	Begin Spec AA (1-5/8")				
19	154-0749	1	Manifold, Intake				
20	154-0733	2	**† Gasket, Intake Manifold				
21	520-0526	2	Stud, Carburetor Mounting				
23	159-0640	1	Band, Tank - Housed Sets - Key 1,2				
24	159-0642	1	Cap Assembly - Housed Sets - Key 1,2				

\* - See Separate Group for Components and Service Kits.

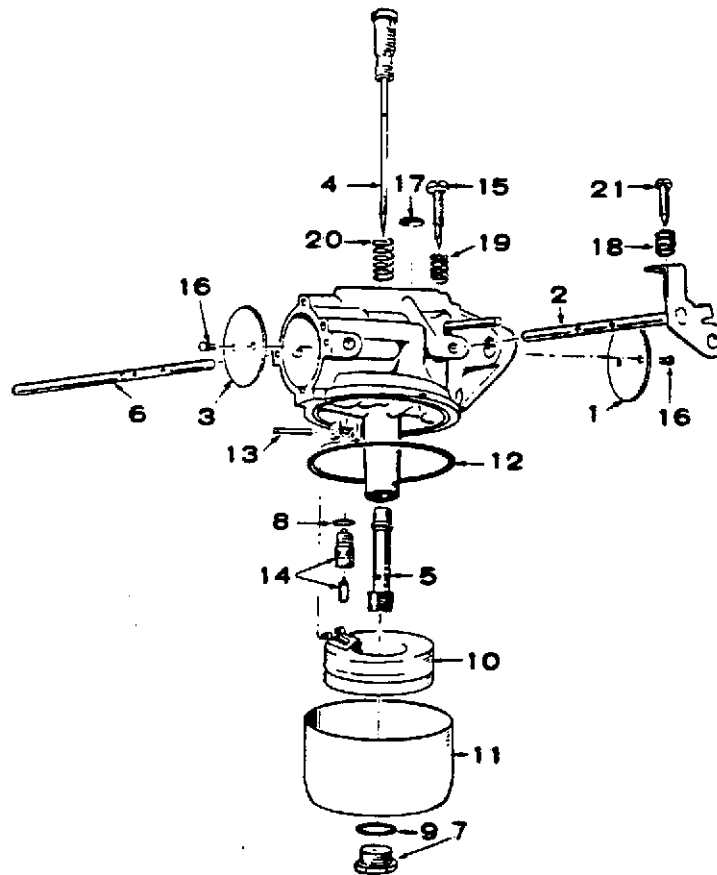
# - Measure for Correct Size When Ordering.

§ - Parts Included in 149-1787 Fuel Pump.

† - Parts Included in 141-0876 Carburetor Kit.

\*\* - Parts Included in 141-0758 Carburetor Kit.

# Carburetor Parts (Gasoline) Spec A through Q

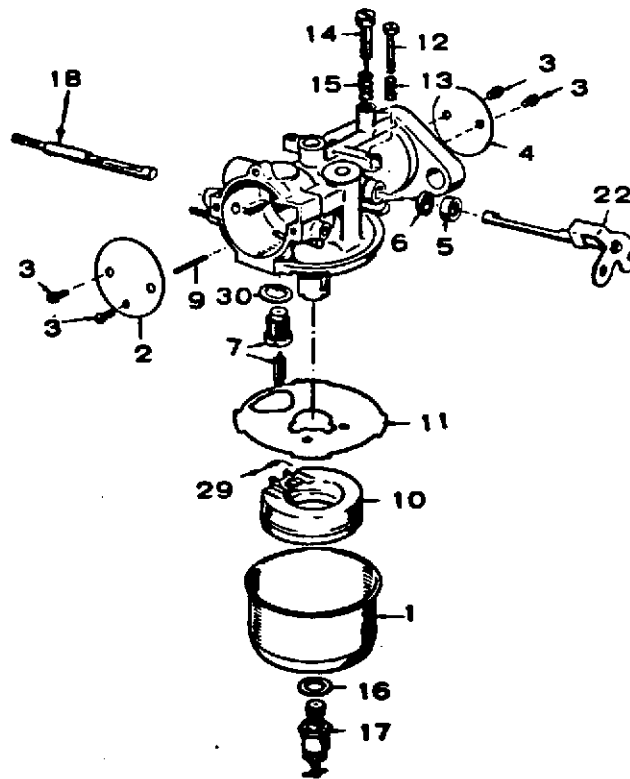


REF NO.	PART NO.	QTY USED	PART DESCRIPTION	REF NO.	PART NO.	QTY USED	PART DESCRIPTION
			Carburetor	7	143-0208	1	Screw and Gasket, Bowl
	141-0759	1	Gasoline	8	143-0015	1	*Gasket, Fuel Inlet Valve
	143-0241	1	Repair Kit, Carburetor	9	143-0209	1	*Gasket
			(Includes Parts Marked **)	10	143-0105	1	Float and Lever
	143-0201	1	** Gasket Kit, Carburetor	11	143-0210	1	Bowl
			(Includes Parts Marked *)	12	143-0077	1	*Gasket, Bowl Ring
	141-0281	1	Gasket, Carburetor Flange	13	141-0703	1	**Pin, Float
			(Illustrated in Fuel	14	143-0341	1	**Valve, Fuel Inlet
			System Group)	15	143-0213	1	Screw, Idle Adjustment
1	143-0202	1	Valve, Throttle	16	812-0014	4	**Screw, Round Head - Machine
2	143-0234	1	Shaft and Lever, Throttle				(#3-48 x 3/16)
3	143-0204	1	Valve, Choke	17	143-0110	1	Plug, Expansion
4	143-0235	1	**Needle, Idle Jet and High	18	143-0214	1	Spring, Throttle Adjustment
			Speed Adjustment	19	143-0112	1	Spring, Idle Adjustment
5	143-0237	1	**Nozzle	20	143-0114	1	Spring, High Speed Adjustment
6			Shaft, Choke	21	143-0215	1	Screw, Throttle Adjustment
	143-0207	1	Spec A and B (No Longer				
			Available)				
	143-0315	1	Spec C through Q				

\* - Parts Included in Gasket Kit 143-0201.

\*\* - Parts Included in Repair Kit 143-0241.

# Carburetor Parts (Gasoline) Begin Spec R

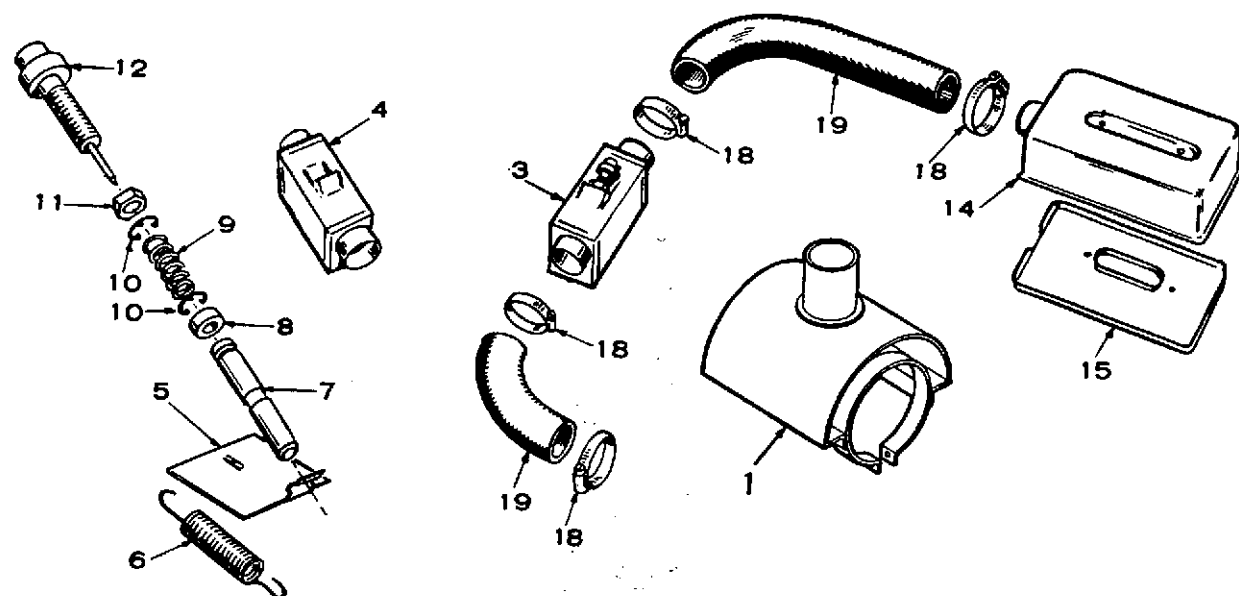


REF NO.	PART NO.	QTY USED	PART DESCRIPTION
	141-0685	1	Carburetor, Gasoline
	141-0747	1	Repair Kit (Includes Parts Marked *)
	141-0748	1	Gasket Kit (Includes Parts Marked +)
	141-0281	1	*+Gasket, Carburetor Flange
1	141-0708	1	Bowl, Fuel
2	141-0860	1	Plate, Choke
3	141-0698	4	Screw and Washer, Choke and Throttle Plate Mounting
4	141-0793	1	Plate, Throttle
5	141-0705	1	*Retainer, Seal
6	141-0661	1	*+Seal, Rubber
7	141-0798	1	*+Valve Seat Assembly, Fuel
9	141-0703	1	*Shaft, Float
10	141-0702	1	Float Assembly

REF NO.	PART NO.	QTY USED	PART DESCRIPTION
11	141-0701	1	*+Gasket, Bowl to Body
12	141-0700	1	Screw, Throttle Stop
13	141-0711	1	Spring, Throttle Stop
14	141-0713	1	Needle, Idle Adjusting
15	141-0710	1	Spring, Idle Needle
16	141-0077	1	*+Washer, Main Jet Assembly
17	141-0712	1	Jet Assembly, Main (Adjustable)
18	141-0679	1	Shaft, Choke - Electric
22	141-0735	1	Shaft and Lever Throttle
29	141-0799	1	*Spring, Float
30	141-0811	1	*+Washer, Fuel Valve Seat

\* - Parts Included in Repair Kit 141-0747.  
+ - Parts Included in Gasket Kit 141-0748.

# Carburetor Air Heater



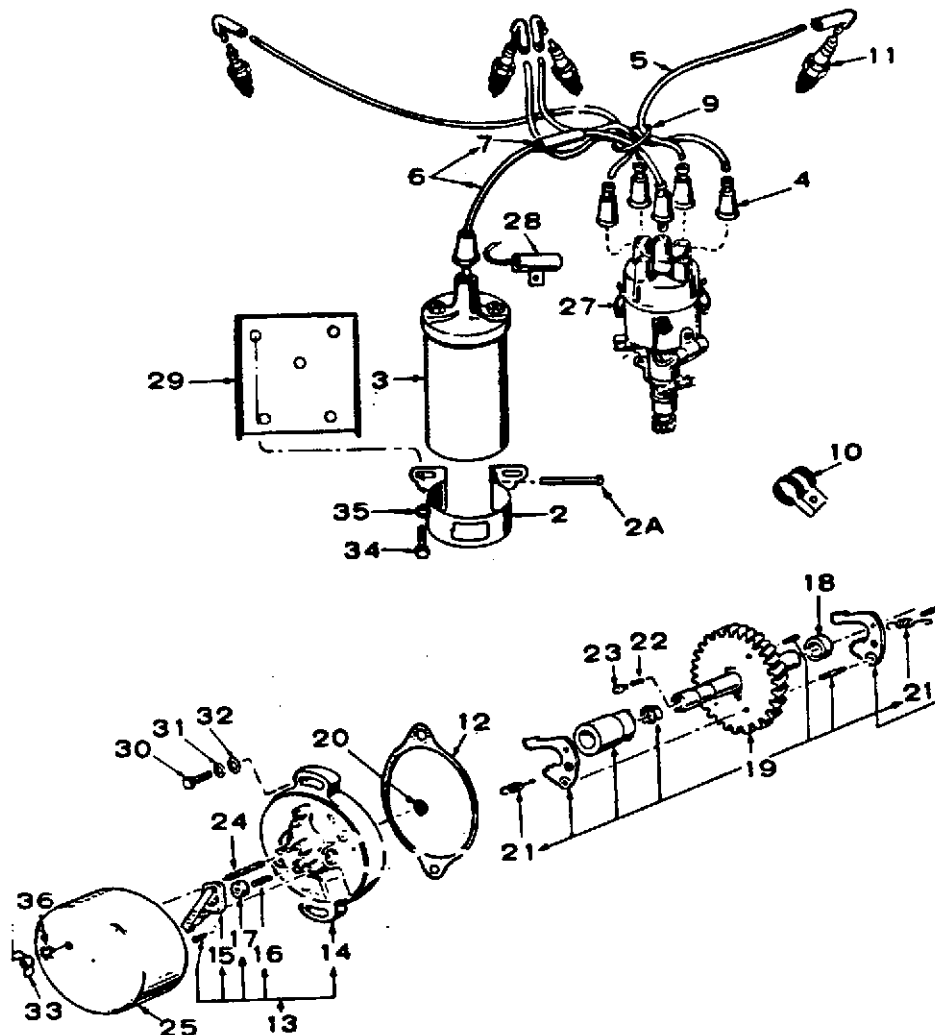
REF NO.	PART NO.	QTY USED	PART DESCRIPTION
	140-0895	1	Kit, Air Heater
1	133-0183	1	Duct, Air Heater
3	140-0904	1	Control Assembly, Temperature (Includes Parts Marked *)
4	140-0903	1	*Housing, Temperature Control
5	140-0782	1	*Shutter, Temperature Control
6	140-0786	1	*Spring, Shutter Control
7	140-0784	1	*Plunger, Temperature Control
8	140-0808	1	*Spacer, Vernatherm
9	140-0787	1	*Spring, Vernatherm
10	518-0205	2	*Ring, Retaining

REF NO.	PART NO.	QTY USED	PART DESCRIPTION
11	870-0195	1	*Nut, Locking - Vernatherm
12	309-0181	1	*Vernatherm, Temperature Control
14	140-0790	1	Cover, Air Cleaner
15	140-0791	1	Pan, Air Cleaner
18	503-0004	4	Clamp, Hose
19	503-0507	2	Hose (Cut to Length) 1-3/4" - Flexible

\* - Parts Included in 140-0904 Air Heater Control Assembly.



# Ignition System

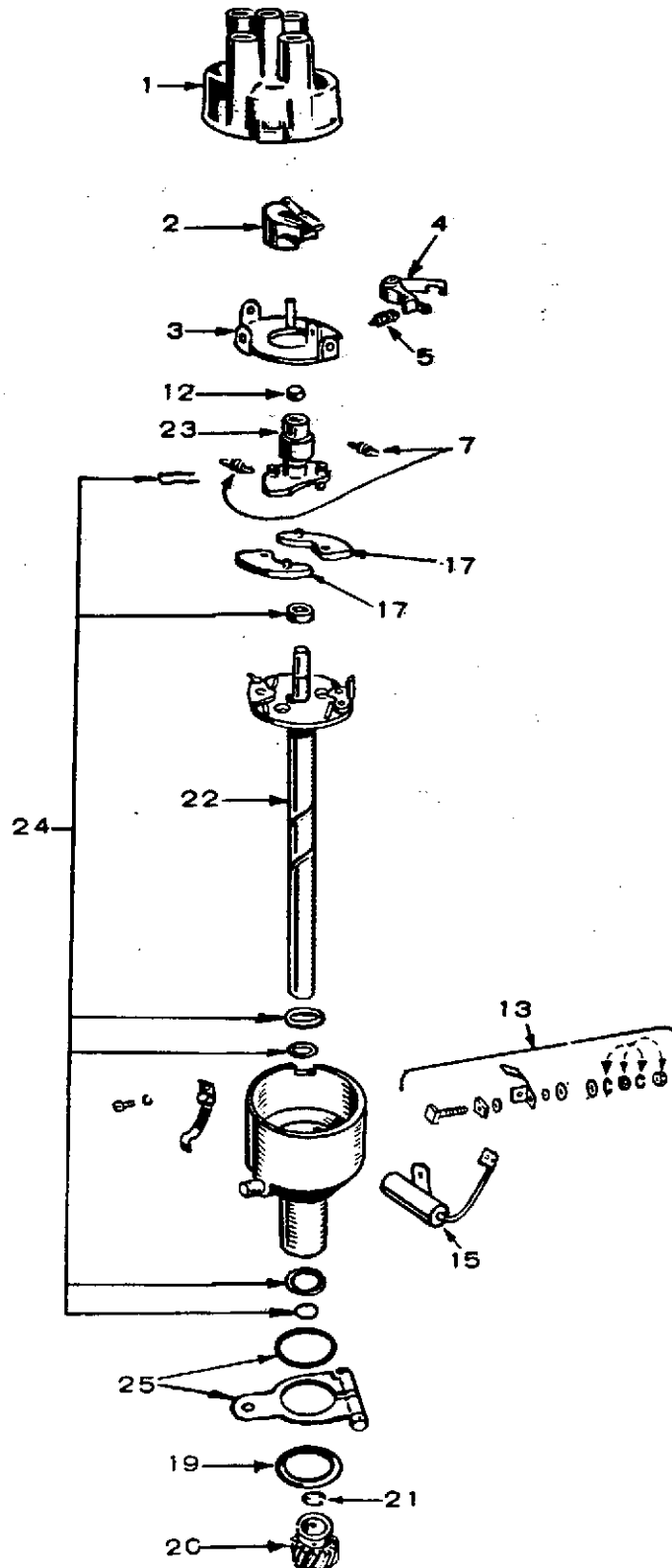


REF NO.	PART NO.	QTY USED	PART DESCRIPTION
2	166-0279	1	Clamp, Coil
2A	166-0286	1	Screw, Coil Clamp
3	166-0278	1	Coil, Ignition
4	160-0558	6	Nipple, Ignition Cables
5			Kit, Spark Plug Cable (Includes Suppressor)
	167-1602	1	Lead Assembly (Resistor Type 12")
	167-1602	1	Lead Assembly (Resistor Type 24")
6	167-1618	1	Cable, Coil to Distributor
7	314-0006	1	Suppressor, Ignition Coil
9	509-0018	1	"O" Ring (Cables Tie)
10	332-0052	1	Clip, Spark Plug Cables
11			Plug, Spark
	167-0237	4	Resistor Type
	167-0241	4	Non-Resistor Type
12	160-0721	1	Gasket, Breather Plate
13	191-0395	1	Plate Assembly, Start-Disconnect
14	160-0891	1	Plate Only, Start-Disconnect
15	309-0134	1	Switch, Assembly - Start-Disconnect
16	309-0140	1	Plunger, Start-Disconnect
17	160-0382	1	Diaphragm, Start-Disconnect
18	160-0720	1	Spacer, Timing Control
19	160-0707	1	Gear & Shaft Assembly, Timing
20	160-0806	1	Disc, Thrust

REF NO.	PART NO.	QTY USED	PART DESCRIPTION
21	160-0711	2	Spring, Timing Weight
22	160-0773	1	Spring, Thrust Plunger
23	160-0774	1	Plunger, Thrust
24	520-0347	1	Stud, Plate Cover
25	160-0719	1	Cover, Breaker Plate
27	166-0309	1	*Distributor (Includes Gear)
28	312-0058	1	Condenser, Ignition Coil
29	160-0886	1	Bracket, Coil Mounting
30	800-0052	2	Screw, Cap - Hex Head - Ignition Breaker Plate Mounting (3/8-16 x 1-1/2")
31	850-0050	2	Washer, Lock - Ignition Breaker Plate Mounting (3/8")
32	526-0026	2	Washer, Flat - Ignition Breaker Plate Mounting (13/32" ID x 3/4" OD x 1/16" Thk)
33	865-0011	1	Nut, Wing - Timing Control Cover Mounting (10-32)
34	800-0025	2	Screw, Cap - Hex Head Ignition Coil Mounting (5/16-18 x 5/8")
35	850-0045	3	Washer, Lock - Ignition Coil Mounting (5/16")
36	853-0008	1	Washer, External Tooth (#10)

\* - See Separate Group for Components.

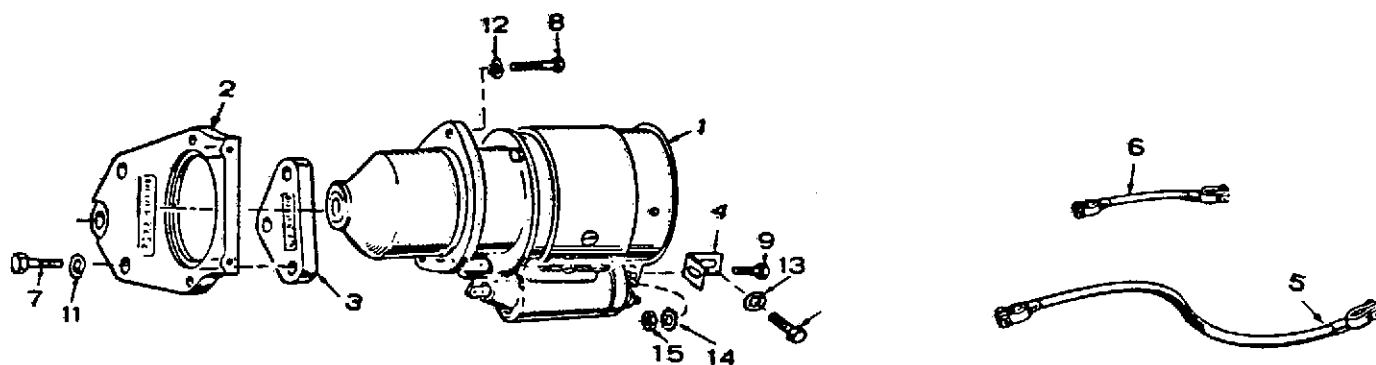
# DISTRIBUTOR



## Distributor

REF NO.	PART NO.	QTY USED	PART DESCRIPTION	REF NO.	PART NO.	QTY USED	PART DESCRIPTION
	166-0309	1	Distributor Assembly, Includes Gear	15	166-0310	1	Condenser
1	166-0235	1	Cap	17	166-0609	1	Weight Set, Governor
2	166-0234	1	Rotor	19	509-0096	1	Seal, Base
3	166-0297	1	Plate, Breaker	20	166-0303	1	Gear, Drive
4	166-0245	1	Point Set, Breaker	21	518-0216	1	Ring, Retaining
5	166-0061	1	Nut, Lock - Contact Screw	22	166-0610	1	Shaft, Drive
7	166-0606	1	Spring Set, Governor Weight	23	166-0611	1	Cam and Stop Plate
12	166-0607	1	Wick Package	24	166-0612	1	Bearing and Parts Package
13	166-0608	1	Terminal Stud and Parts Package	25	166-0308	1	Bracket, Ring

# Starter

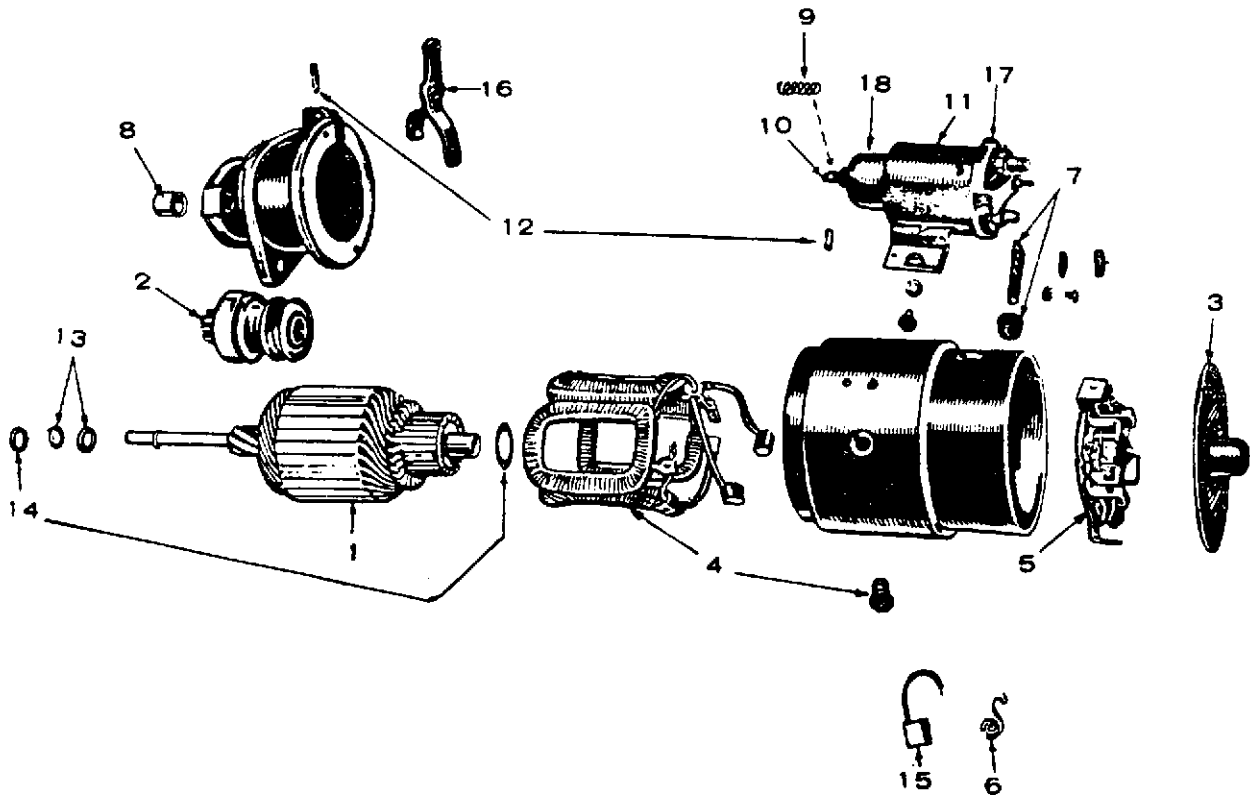


REF NO.	PART NO.	QTY USED	PART DESCRIPTION
1	191-0324	1	†Motor, Starter
2	191-0512	1	Flange, Starter Mounting
3	191-0311	1	Spacer, Starter Flange
4	191-0365	1	Bracket, Starter Support
5	416-0021	2	Cable, Battery
6	416-0133	1	Cable, Battery Jumper
7	800-0051	2	Screw, Cap - Hex Head (3/8-16 x 1-1/4")
8	800-0054	3	Screw, Cap - Hex Head Starter to Flange Mounting (3/8-16 x 2")
9	800-0046	1	Screw, Cap - Hex Head Starter Flange Mounting (3/8-16 x 1/2")

REF NO.	PART NO.	QTY USED	PART DESCRIPTION
10	800-0052	2	Screw, Cap - Hex Head Support Mounting (3/8-16 x 1-1/2")
11	850-0050	2	Washer, Lock - Starter to Flange Mounting (3/8)
12	850-0050	3	Washer, Lock - Starter to Flange Mounting (3/8)
13	850-0050	2	Washer, Lock - Support Mounting (3/8)
14	856-0010	1	Washer, Lock (EIT) - Bracket to Starter Mounting (3/8)
15	864-0003	1	Nut, Hex - Support Bracket Mounting (3/8-16)

† - See Separate Group for Components.

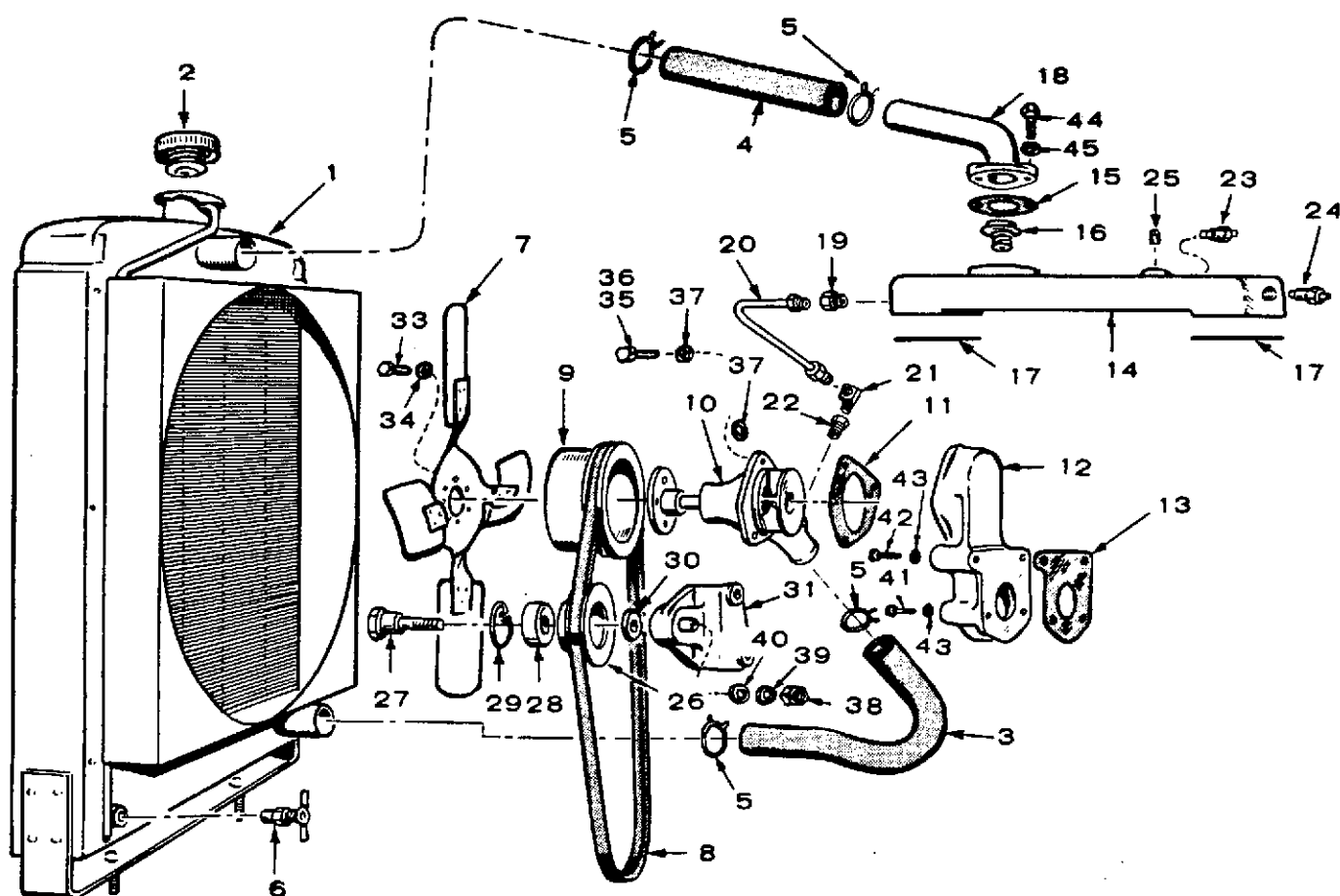
# Starter Parts



REF NO.	PART NO.	QTY USED	PART DESCRIPTION
	191-0324	1	Starter - 12 Volt
1	191-0712	1	Armature
2	191-0432	1	Clutch
3	191-1023	1	Head Assembly, Commutator
4	191-1024	1	Coil Package, Field
5	191-1025	1	Plate Assembly, Brush
6	191-1020	1	Spring Set, Brush (Set of 4)
7	191-1263	1	Connector Package
8	191-0497	1	Bearing (Bronze), Drive End
9	191-1027	1	Spring, Plunger
10	191-1028	1	Core Assembly, Moving

REF NO.	PART NO.	QTY USED	PART DESCRIPTION
11	191-0433	1	Switch, Solenoid
12	191-1029	1	Yoke Parts Package
13	191-1030	1	Stop and Lock Ring Package, Pinion
14	191-1031	1	Thrust Washer Package, Armature (Use as Required)
15	191-0434	1	Brush Set, Service
16	191-1032	1	Yoke
17	191-0468	1	Cover, Solenoid
18	191-1134	1	Boot, Rubber - Solenoid (Part of Moving Core Assembly)

# Cooling System - Key 1,2

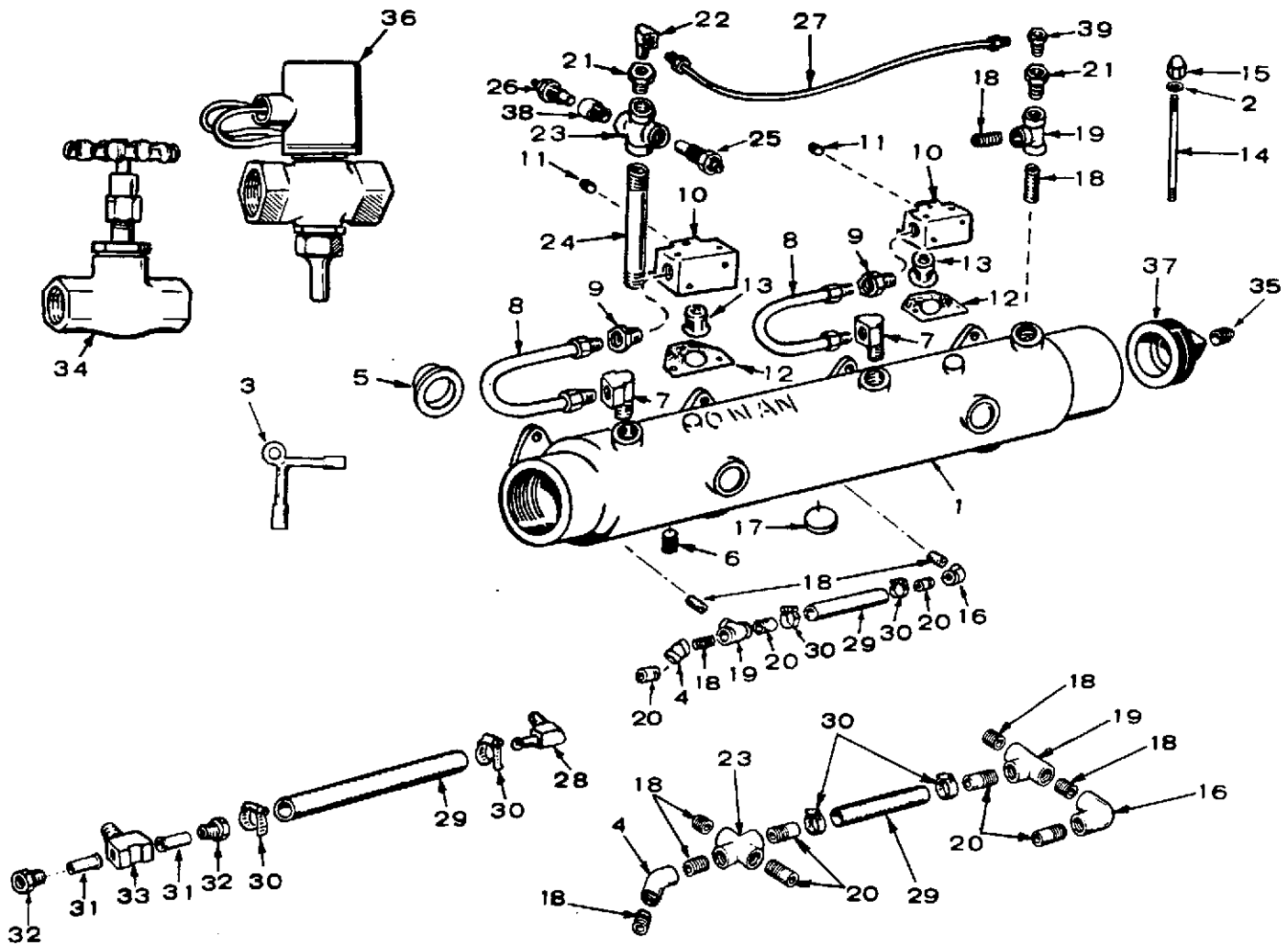


# Cooling System - Key 1,2

REF NO.	PART NO.	QTY USED	PART DESCRIPTION	REF NO.	PART NO.	QTY USED	PART DESCRIPTION
1	130-0569	1	Radiator	28	510-0025	1	Bearing, Ball
2	130-0553	1	Cap, Radiator	29	518-0210	1	Ring, Snap
3	503-0204	1	Hose, Radiator Outlet Curved (1-1/2 ID x 9-7/16")	30	130-0560	1	Spacer, Idler Pulley
4	503-0400	1	Hose, Radiator Inlet (1-1/2 ID x 16-7/8")	31	132-0105	1	Bracket, Idler Pulley
5	503-0129	4	Clamp, Radiator Hose				Spec A through D (Replacement Kit) (Includes Parts Marked †)
6	504-0003	1	Valve, Radiator Drain		130-0680	1	† Begin Spec E
7	130-0343	1	Fan, Radiator - 4 Blade	33	800-0027	4	Screw, Cap - Hex Head Fan to Pulley (5/16-18 x 7/8")
8	511-0066	1	Belt, Fan	34	850-0045	4	Washer, Lock - Fan to Pulley (5/16")
9	512-0039	1	Pulley, Water Pump	35	800-0031	1	Screw, Cap - Hex Head - Water Pump to Housing (5/16-18 x 1-1/2")
10			Kit, Pump - Water (Includes Mounting Gasket)	36	800-0027	2	Screw, Cap - Hex Head - Water Pump to Housing (5/16-18 x 7/8")
	132-0323	1	Spec A through D (Includes Parts Marked †)	37	526-0065	3	Washer, Flat - Water Pump to Housing (21/64" ID x 9/16" OD x 1/16" Thk)
	132-0250	1	† Begin Spec E (Includes Parts Marked *)	38	110-0707	1	Nut, Hex - Idler Pulley Mounting (Special)
11	132-0072	1	†*Gasket, Water Pump Mounting	39	850-0060	1	Washer, Lock - Idler Pulley Mounting (1/2")
12			Housing, Water Pump Spec A through D (Order 132-0105 Water Pump Kit)	40	526-0035	1	Washer, Flat - Idler Pulley Mounting (17/32" ID x 7/8" OD x 1/8" Thk)
	131-0186	1	† Begin Spec E	41	800-0064	2	†Screw, Cap - Hex Head Water Pump Housing Mounting (3/8-16 x 4-1/2")
13	131-0139	1	†Gasket, Water Pump Housing to Block	42	800-0057	2	Screw, Cap - Hex Head Water Pump Housing Mounting (3/8-16 x 2-3/4")
14	131-0137	1	Housing, Water Outlet - Cylinder Head	43	526-0066	4	†Washer, Flat - Water Pump Housing Mounting (25/64" ID x 9/16" OD x 1/16" Thk)
15	131-0140	1	Gasket, Water Outlet Elbow	44	800-0030	2	Screw, Cap - Hex Head Thermostat Cover Mounting (5/16-18 x 1-1/4")
16	309-0054	1	Thermostat	45	526-0065	2	Washer, Flat - Thermostat Cover Mounting (21/64" ID x 9/16" OD x 1/16" Thk)
17	309-0145	2	Gasket, Water Outlet Housing to Heads		800-0058	2	†Screw, Cap - Hex Head (3/8-16 x 3") (Mounting Screw - Not Illustrated)
18	131-0138	1	Elbow, Water Outlet				
19	502-0036	1	Connector, Inverted Male - By-Pass Line to Water Outlet Housing				
20	130-0592	1	Line, Water By-Pass				
21	502-0043	1	Elbow, Inverted Male - By-Pass Line to Pump				
22	505-0019	1	Bushing, Reducer (1/2" x 3/8") - By-Pass Line to Pump				
23	309-0179	1	Switch, High Temperature Cut-Off				
24			Sender, Water Temperature Spec A through AA				
	193-0104	1	Begin Spec AB				
	193-0246	1					
25	505-0110	1	Plug (3/8") - Water Outlet Housing (Note: Early Models used 1/4" Plug - P/N 505-0054)				
26	130-0557	1	Pulley, Idler				
27	130-0556	1	Shaft, Idler Pulley				

\* - Parts Included in 132-0250 Water Pump Kit.  
† - Parts Included in 132-0323 Water Pump Kit.

# Exhaust Cooling System - Key 3,4



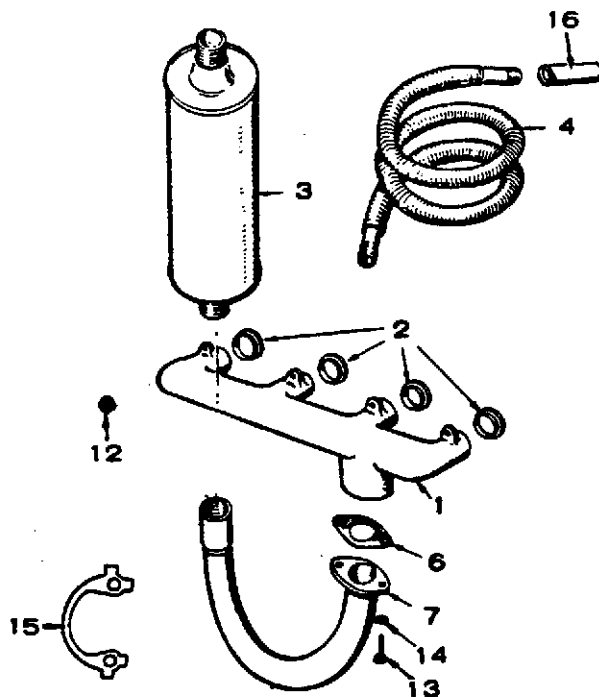


# Exhaust Cooling System - Key 3,4

REF NO.	PART NO.	QTY USED	PART DESCRIPTION	REF NO.	PART NO.	QTY USED	PART DESCRIPTION
1	154-2124	1	Manifold Assembly, Exhaust - Water Cooled (Includes Parts Marked *)	21			Bushing, Reduce - Pipe - By-Pass Line
2	526-0022	4	Washer, Flat (21/64" ID x 9/16" OD x 1/16" Thk)	505-0016	2		Sets Without Heat Exchanger
3	504-0020	1	Key, Valve (Used on Early Style Valve) (No Longer Available)	505-0016	1		Sets With Heat Exchanger
4	505-0376	1	Elbow, Pipe (45°)	22	502-0037	1	Elbow, Brass - By-Pass Line
5	154-1057	4	Gasket, Exhaust Manifold	23			Cross, Pipe (3/8")
6			Plug, Pipe (3/8") Exhaust Manifold	505-0475	1		Sets Without Water Jacket Heater (Water By-Pass Line)
	505-0110	1	Square Head (Bottom Mounted)	505-0475	2		Sets With Water Jacket Heater (Water By-Pass Line and Water Inlet)
	505-0266	1	* Countersunk Head (Top Mounted) - Set With Heat Exchanger	24	505-0224	1	Nipple, Pipe (3/8" x 4-1/2")
7			Elbow, Inverted Male (Manifold Water Line Inlet)	25	309-0178	1	Switch, High Water Temperature (Not Used on Pennsylvania Approved Sets)
	502-0074	2	Sets Without Heat Exchanger	26			Sender, Water Temperature
	502-0074	1	Sets With Heat Exchanger	193-0104	1		Spec A through AA
8	130-0510	2	Line, Water - Thermostat Cover to Manifold	193-0246	1		Begin Spec AB
9	502-0103	2	Connector, Inverted Male - Thermostat Cover Outlet	27			Line, Water By-Pass
10	309-0160	2	Cover, Thermostat	130-0633	1		Sets Without Heat Exchanger
11	505-0274	2	Plug, Pipe (1/8") Countersunk - Thermostat Cover	130-0813	1		Sets With Heat Exchanger
12	309-0145	2	Gasket, Thermostat Cover	28	502-0237	1	Elbow, Brass - Water Inlet (Used on Early Models)
13	309-0130	2	Thermostat	29			Hose, Water Inlet
14	520-0143	4	Stud, Thermostat Cover Mounting	503-0394	1		Used With Brass Fittings (1/2" x 9-5/8")
15	869-0002	4	Nut, Acorn (5/16-24) Thermostat Cover	503-0478	1		Used With Pipe Fittings (3/4" x 9")
16	505-0039	1	Elbow, Pipe (3/8" x 1") - Water Inlet	30	503-0183	2	Clamp, Water Inlet Hose
17			*Plug, Exhaust Manifold	31	130-0533	2	Adapter, Water Inlet Hose (Used on Early Models)
	517-0041	4	Expansion (1-1/8" OD)	32	502-0239	2	Nut, Inverted (Brass) Water Inlet (Used on Early Models)
	517-0059	1	Welch (1-7/16" OD)	33	502-0247	1	Tee, Male Branch (Brass) Water Inlet (Used on Early Models)
18			Nipple, Close - Pipe (3/8" x 1")	34	504-0019	1	Valve, Globe
	505-0101	5	Sets Without Water Jacket Heater	35	502-0080	1	Plug, Square Head (Brass) (1/8") Used on Early Models
	505-0101	7	Sets With Water Jacket Heater	36	307-0833	1	Valve, Solenoid
19	505-0060	2	Tee, Pipe (3/8") Water Inlet and Exhaust Manifold	37	505-0402	1	Plug, Pipe - Square Head (1-1/2") Begin Spec B
20			Nipple, Half - Pipe (3/8" x 1-1/2") - Water Inlet	38	309-0081	1	Extension, Pipe
	505-0135	3	Sets Without Water Jacket Heater	39	502-0097	1	Connector, Brass - By-Pass Line
	505-0135	4	Sets With Water Jacket Heater				

\* - Parts Included in 154-2124 Exhaust Manifold Assembly.

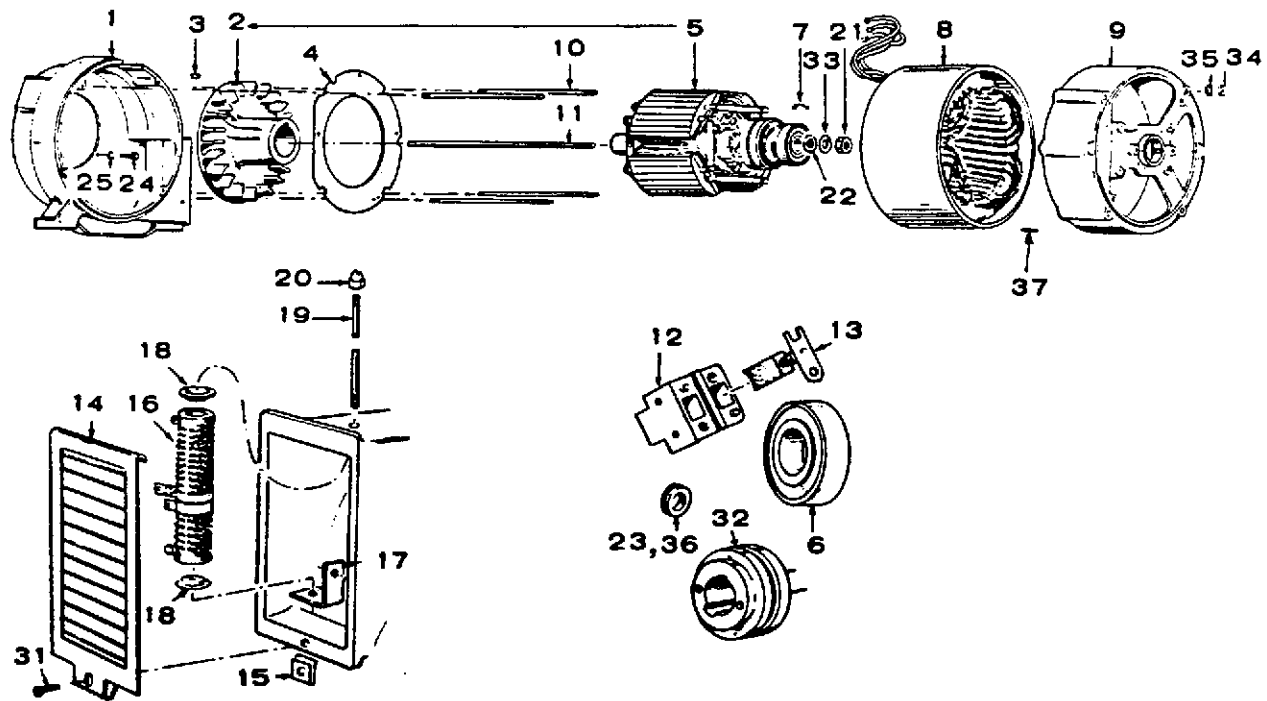
## Exhaust System



REF NO.	PART NO.	QTY USED	PART DESCRIPTION
1	154-0714	1	Manifold, Exhaust - Key 1,2
2	154-1057	4	Gasket, Exhaust Manifold
3	155-0456	1	Muffler
4	155-0493	1	Tube, Exhaust - Flexible
6	154-0738	1	Gasket, Exhaust Outlet
7	155-0806	1	Tube, Exhaust Outlet
12	110-0445	8	Nut, Hex - Exhaust Manifold Mounting (Special)
13	800-0052	2	Screw, Cap - Hex Head - Exhaust Tube Mounting (3/8-16 x 1-1/2")

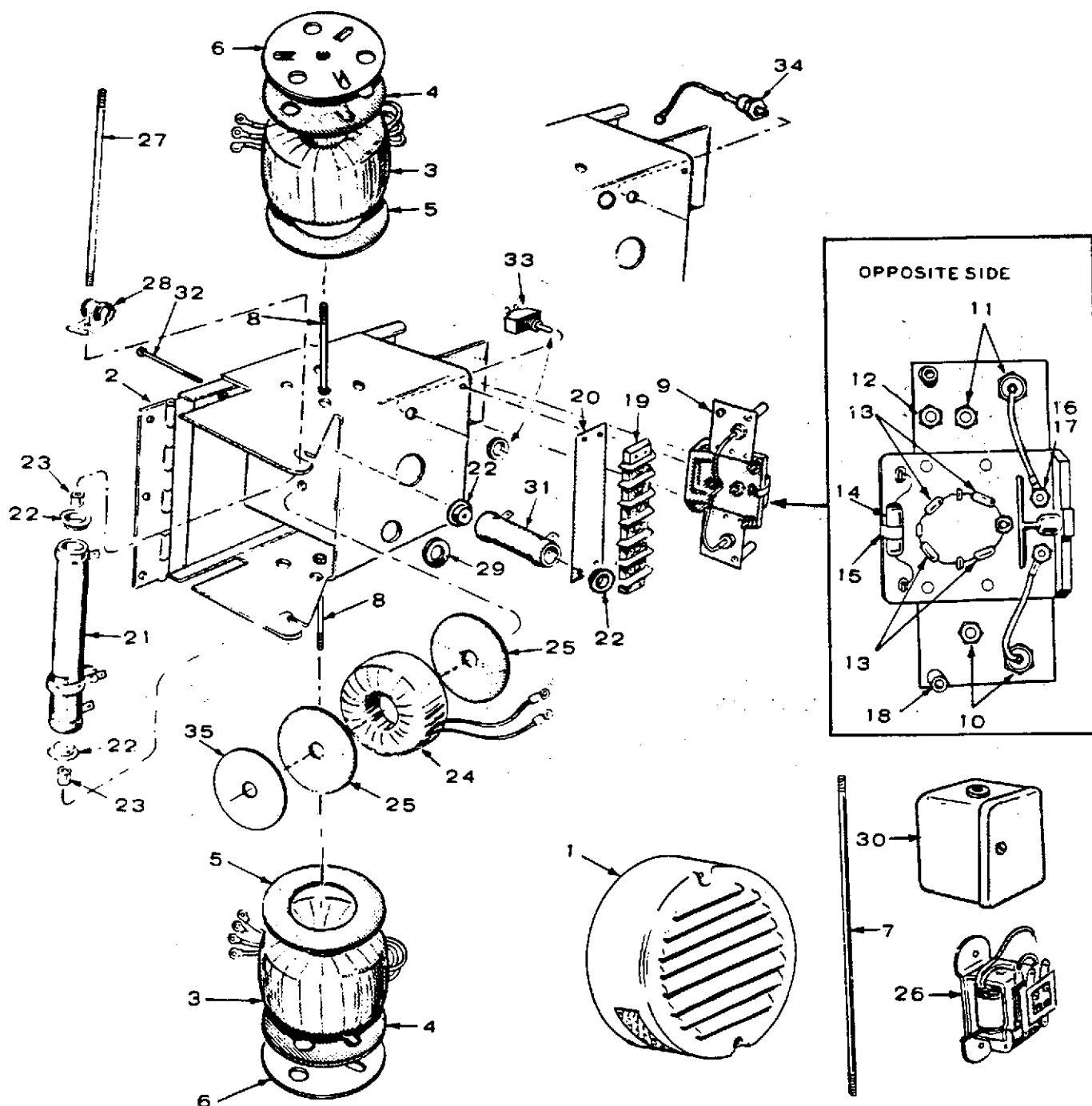
REF NO.	PART NO.	QTY USED	PART DESCRIPTION
14	850-0050	2	Washer, Lock - Exhaust Tube Mounting (3/8)
15	154-1665	4	Locktabs - Exhaust Manifold Mounting
16	505-0032	1	Coupling (1-1/2") - Use With Exhaust Tube #155-0493

# Generator Spec A through Z



REF NO.	PART NO.	QTY USED	PART DESCRIPTION	REF NO.	PART NO.	QTY USED	PART DESCRIPTION
1	231-0096	1	Adapter, Engine to Generator Spec A Only (No Longer Available)	13	214-0059	4	Brush, Collector Ring
	231-0112	1	Begin Spec B	14	234-0199	1	Cover, Air Outlet
2	205-0064	1	Blower, Generator	15	870-0177	1	Clip, Air Outlet Cover
3	515-0006	1	Key, Blower	16	304-0500	1	Resistor, Tapped Adjustable
4	234-0162	1	Baffle, Generator Air	17	232-1565	1	Bracket, Resistor Mounting
5			Rotor Assembly, Wound (Includes Bearing & Blower)	18	304-0006	2	Washer, Resistor Centering
	201-1121	1	Key 1,3	19	520-0620	1	Stud, Resistor Mounting
	201-1122	1	Key 2,4	20	866-0001	1	Nut, Acorn - Resistor Mounting (1/4-20)
6	510-0047	1	Bearing, Rotor	21	870-0203	1	Nut, Hex - Rotor Through Stud (Special)
7	232-0596	1	Clip, Bearing Stop	22	232-0200	1	Washer, Tapered - Rotor Through Stud
8			Stator Assembly, Wound 60 Hertz Sets	23	508-0095	1	Grommet, Rubber - Air Baffle
			12.5 RJC	24			Screw, Cap - Hex Head 3/8-16 x 1"
	220-0732	1	1 Phase		800-0050	2	3/8-16 x 1-1/4"
	220-0884	1	3 Phase - 120/240 Volt	25	850-0050	4	Washer, Lock - Adapter Mounting (3/8")
			15.0 RJC				1 Phase
9	211-0146	1	Bell, End Alternator to Exciter	31		1	Screw, Round Head - Machine Air Outlet Cover Mounting (10-24 x 5/8")
10			Stud, Generator Through	32	204-0061	1	Collector Ring
	520-0638	4	Key 1,3	33	850-0055	1	Washer, Lock (7/16")
	520-0640	4	Key 2,4	34	862-0015	4	Nut, Hex (5/16-18) - Generator through Stud
11			Stud, Rotor Through	35	850-0045	4	Washer, Lock (5/16")
	520-0613	1	Key 1,3	36	508-0112	1	Grommet, Rubber - Lead Out
	520-0615	1	Key 2,4	37	516-0138	2	Pin, Roll - Alignment (3/16 x 5/8")
12	212-1064	2	Block, Collector Ring Brush				

# Generator Exciter Spec A Through Z



**NOTE:** 06SX1N1B used on 60 hertz Models Spec A, B & C.  
 06SC1N1B used on all 60 hertz Models Spec A, B & C.  
 06SX1N3B used on all 60 hertz Models except 120/240 volt, 3 phase Models begin Spec D.  
 06SX51N1B used on 50 hertz Models Spec's A, B & C.  
 06SX51N1B used on all 50 hertz Models except 120/240 volt, 3 phase Models begin Spec S.  
 06SC51N3B used on all 50 hertz Models except 120/240 volt, 3 phase Models begin Spec D.

Check set nameplate for Magneciter number and use correct column.

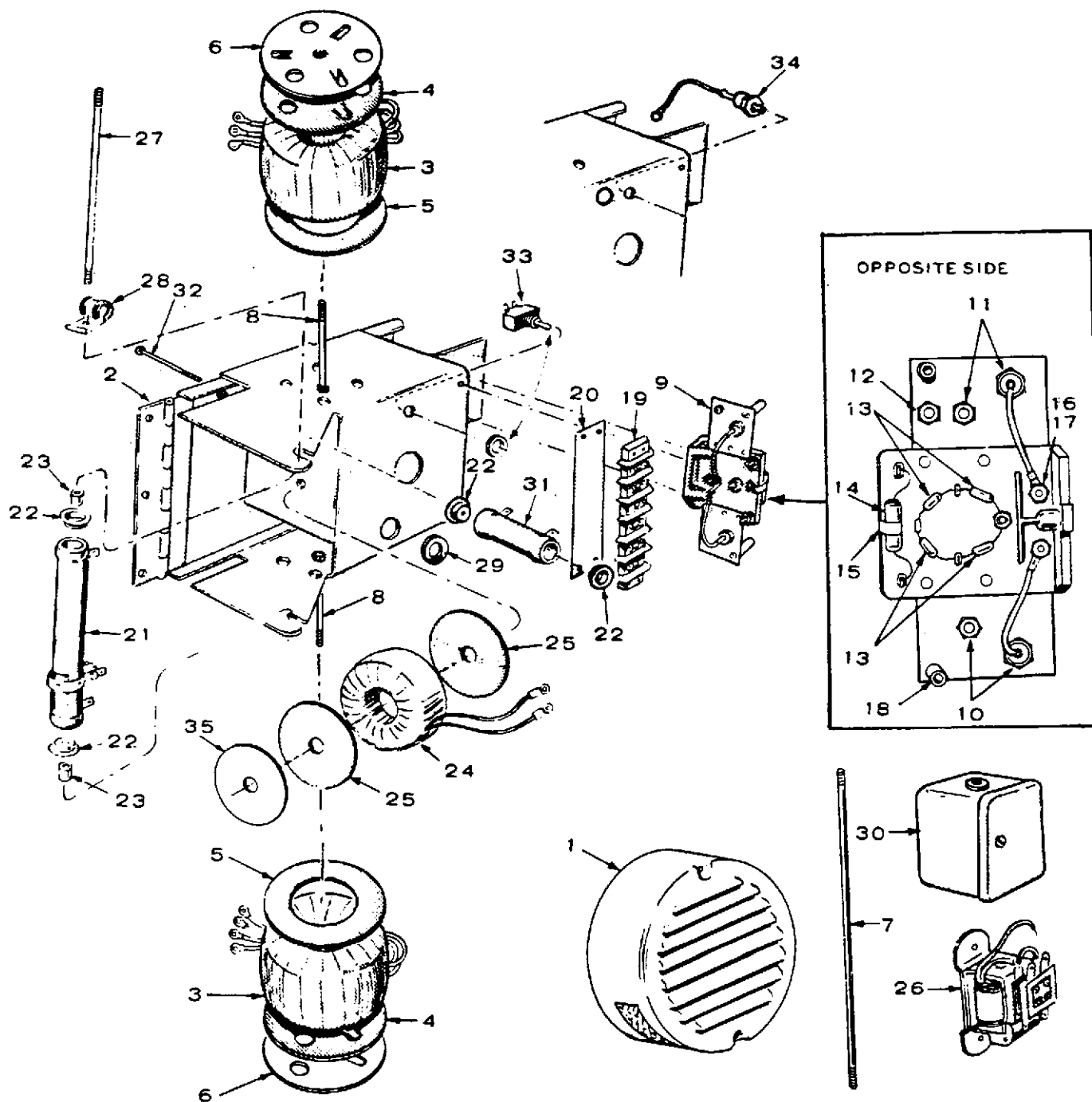
## Generator Exciter Spec A Through Z

NOTE: 06SX1N1B used on 60 hertz Models Spec A, B & C.  
 06SC1N1B used on all 60 hertz Models Spec A, B & C.  
 06SX1N3B used on all 60 hertz Models except 120/240 volt, 3 phase Model begin Spec D.  
 06SX51N1B used on 50 hertz Models Spec's A, B & C.  
 06SX51N1B used on all 50 hertz Models except 120/240 volt, 3 phase Models begin Spec S.  
 06SC51N3B used on all 50 hertz Models except 120/240 volt, 3 phase Models begin Spec D.

Check set nameplate for Magneciter number and use correct column.

REF NO.	PART NO.	PART DESCRIPTION	QUANTITY USED										
			A	B	C	D	E	F	G	H	J	K	
	02SX1N1A	Use Column A	X										
	04SX1N1A	Use Column B		X									
	04SX1N1B	Use Column C			X								
	04SX1N3B	Use Column D				X							
	06SX1N1A	Use Column E					X						
	06SX1N1B	Use Column F						X					
	06SX1N3B	Use Column G							X				
	06SX51N1A	Use Column H								X			
	06SX51N1B	Use Column J									X		
	06SX51N3B	Use Column K										X	
	209-0001	Exciter, Complete (Less Cover)	1										
	209-0002	Exciter, Complete (Less Cover)		1									
	209-0003	Exciter, Complete (Less Cover)			1								
	209-0005	Exciter, Complete (Less Cover)				1							
	209-0007	Exciter, Complete (Less Cover)					1						
	209-0008	Exciter, Complete (Less Cover)						1					
	209-0010	Exciter, Complete (Less Cover)							1				
	209-0011	Exciter, Complete (Less Cover)								1			
	209-0012	Exciter, Complete (Less Cover)									1		
	209-0013	Exciter, Complete (Less Cover)										1	
1	234-0154	*Cover, Exciter (No Longer Available)	1	1			1			1			
1	234-0185	*Cover, Exciter			1	1		1	1		1	1	
2	234-0153	Panel Only, Exciter	1	1			1			1			
2	234-0188	Panel Only, Exciter			1	1		1	1		1	1	
3	315-0084	Reactor, Gate	2										
3	315-0099	Reactor, Gate		2	2	2							
3	315-0102	Reactor, Gate					2	2	2				
3	315-0104	Reactor, Gate								2	2	2	
4	232-1553	Gasket, Gate Reactor Mounting - Outer	2	2	2	2		2	2		2	2	
4	232-1608	Gasket, Gate Reactor-Outer(No Longer Avail.)					2			2			
5	232-1551	Gasket, Gate Reactor Mounting - Inner	2	2	2	2	2	2	2	2	2	2	
6	232-1552	Retainer, Gate Reactor	2	2	2	2		2	2		2	2	
6	234-0191	Retainer, Gate Reactor					2			2			
7	520-0211	Stud, Gate Reactor Mounting	1	1			1			1			
8	800-0013	Screw, Cap - Hex Head (1/4-20 x 2-1/2")			2	2							
8	800-0015	Screw, Cap - Hex Head (1/4-20 x 3")						2	2		2	2	
9	305-0259	Rectifier Assembly (Includes Parts Marked †)	1	1	1								
9	305-0387	Rectifier Assembly (Includes Parts Marked @)				1							
9	305-0264	Rectifier Assembly (Includes Parts Marked *)					1	1		1	1		
9	305-0388	Rectifier Assembly (Includes Parts Marked §)							1			1	
10	305-0238	†@§Rectifier Only, Power Field (Negative)	2	2	2	2	2	2	2	2	2	2	
11	305-0239	§@*Rectifier Only, Power Field (Positive)	2	2	2	2	2	2	2	2	2	2	
12	305-0239	@§Rectifier Only, Field Flash				1			1			1	
13	305-0240	†@*Rectifier, Voltage Control	4	4	4	4	4	4	4	4	4	4	
14	304-0476	†@Resistor (500-Ohm, 5 Watt)	1	1	1	1							
14	304-0512	*§Resistor (150-Ohm, 50 Watt)					1	1	1	1	1	1	
15	304-0498	†@*§Clip, Resistor Mounting	1	1	1	1	1	1	1	1	1	1	
16	332-0697	†@*§Stud, Terminal (Flat Head)	2	2	2	2	2	2	2	2	2	2	
17	332-0698	†@*§Stud, Terminal (Extended Slotted Head)	1	1	1	1	1	1	1	1	1	1	
18	870-0196	†@*§Fastener (Compression Type)	2	2	2	2	2	2	2	2	2	2	
19	332-0699	Block, Terminal	1	1			1			1			
19	332-0745	Block, Terminal			1	1		1	1		1	1	
20	332-0700	Strip, Block Marker (No Longer Available)	1										
20	332-0738	Strip, Block Marker (No Longer Available)		1			1			1			
20	332-0746	Strip, Block Marker			1			1			1		
20	332-0925	Strip, Block Marker				1			1			1	

# Generator Exciter Spec A Through Z



**NOTE:** 06SX1N1B used on 60 hertz Models Spec A, B & C.  
 06SC1N1B used on all 60 hertz Models Spec A, B & C.  
 06SX1N3B used on all 60 hertz Models except 120/240 volt, 3 phase Models begin Spec D.  
 06SX51N1B used on 50 hertz Models Spec's A,B & C.  
 06SX51N1B used on all 50 hertz Models except 120/240 volt, 3 phase Models begin Spec S.  
 06SC51N3B used on all 50 hertz Models except 120/240 volt, 3 phase Models begin Spec D.

Check set nameplate for Magneciter number and use correct column.

# Generator Exciter Spec A Through Z

REF NO.	PART NO.	PART DESCRIPTION	QUANTITY USED										
			A	B	C	D	E	F	G	H	J	K	
21	304-0489	Resistor, Fixed (200-Ohm, 50 Watt)	1										
21	304-0511	Resistor, Tapped - 500-Ohm (425 Fixed, 75 Adj.)		1			1			1			
21	304-0527	Resistor, Tapped - 500-Ohm (425 Fixed, 75 Adj.)			1	1		1	1		1	1	
22	304-0015	Washer, Centering - Resistor	2	4	4	4	4	4	4	4	4	4	
23	232-1473	Spacer, Resistor Mounting	2										
23	232-1550	Spacer, Resistor Mounting (No Longer Avail.)		2			2			2			
23	232-1474	Spacer, Resistor Mounting			2	2		2	2		2	2	
24	315-0085	Reactor, Voltage Control	1										
24	315-0100	Reactor, Voltage Control		1	1	1	1	1	1				
24	315-0105	Reactor, Voltage Control								1	1	1	
25	232-1548	Gasket, Voltage Control Reactor	2	2	2	2	2	2	2	2	2	2	
26	307-0584	Relay, Field Build-Up	1										
27	520-0641	Stud, Tapped Resistor Mounting	1		1	1		1	1		1	1	
27	812-0116	Screw, Tapped Resistor Mounting (RHMS #10-24 x 4-1/2")		1			1			1			
28	332-0050	Clip, Loop	1	1			1			1			
28	332-0052	Clip, Loop			1	1		1	1		1	1	
29	508-0008	Grommet, Rubber (For 7/8" Hole)	1	1	1	1	1	1	1	1	1	1	
30	307-0643	Cover, Field Relay (No Longer Available)	1										
31	304-0510	Resistor, Fixed (250-Ohm, 25 Watt)		1	1	1	1	1	1	1	1	1	
32	813-0112	Screw, Fixed Resistor Mounting (RHMS #10-32 x 2-1/2")		1	1	1	1	1	1	1	1	1	
33	308-0175	Switch, Residual Reset			1			1			1		
34	305-0238	Rectifier, Power Field - Negative				1			1			1	
35	526-0173	Washer, Retainer - Voltage Control Reactor	1	1	1	1	1	1	1	1	1	1	
ASSOCIATED HARDWARE (NOT ILLUSTRATED)													
		Screw, Machine - Round Head											
812-0156		1/4-20 x 1-1/2"								As Required			
813-0101		#10-32 x 9/16"								As Required			
811-0098		#10-32 x 3/8" (Brass)								As Required			
813-0098		#10-32 x 3/8"								As Required			
815-0190		#8-32 x 3/8"								As Required			
815-0198		#8-32 x 5/8"								As Required			
815-0001		Screw, Machine - Binder Head (Brass) (#6-32 x 1/4")								As Required			
		Washer, Flat											
526-0003		11/64" ID x 3/8" OD x 1/32" Thk								As Required			
526-0048		.172" ID x 3/8" OD x 1/32" Thk								As Required			
526-0049		.200" ID x 7/16" OD x 1/32" Thk								As Required			
526-0179		7/32" ID x 5/8" OD x 1/16" Thk								As Required			
		Washer, Lock - Spring											
850-0030		#10								As Required			
850-0040		1/4"								As Required			
853-0005		Washer, Lock - ET								As Required			
		Washer, Lock - IT											
854-0007		#8								As Required			
854-0010		#10								As Required			
854-0014		1/4"								As Required			
		Nut, Hex											
860-0008		#8-32								As Required			
860-0011		#10-24								As Required			
862-0001		1/4-20								As Required			
870-0053		#10-32								As Required			
		#6-32 (Brass)								As Required			
871-0007		#8-32 (Brass)								As Required			
871-0010		#10-32 (Brass)								As Required			

\* - Use 234-0223 cover for housed sets.

† - Parts included in 305-0259 Rectifier Assembly.

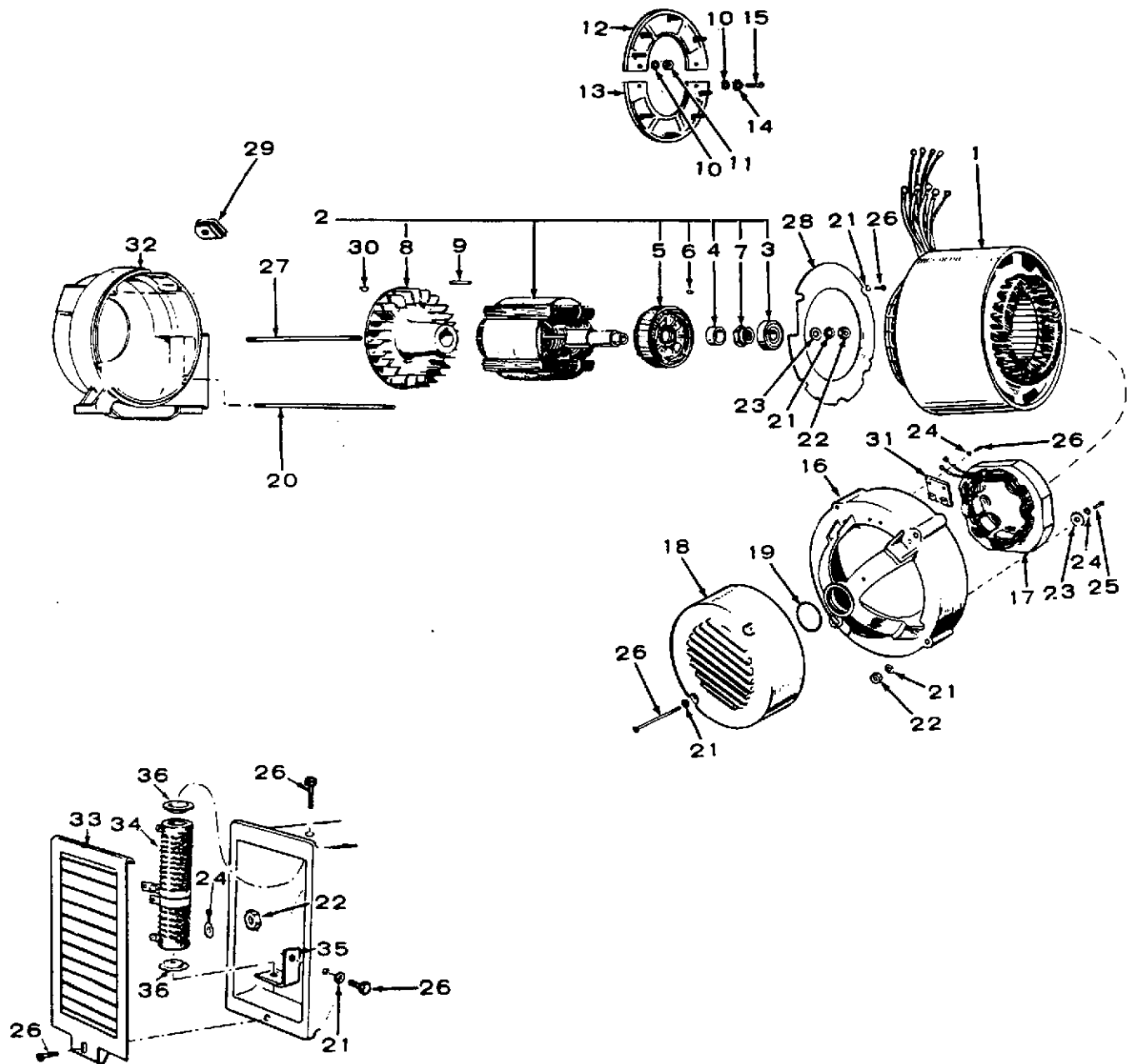
@ - Parts included in 305-0387 Rectifier Assembly.

\* - Parts included in 305-0264 Rectifier Assembly.

§ - Parts included in 305-0388 Rectifier Assembly.



# Generator - Begin Spec AA



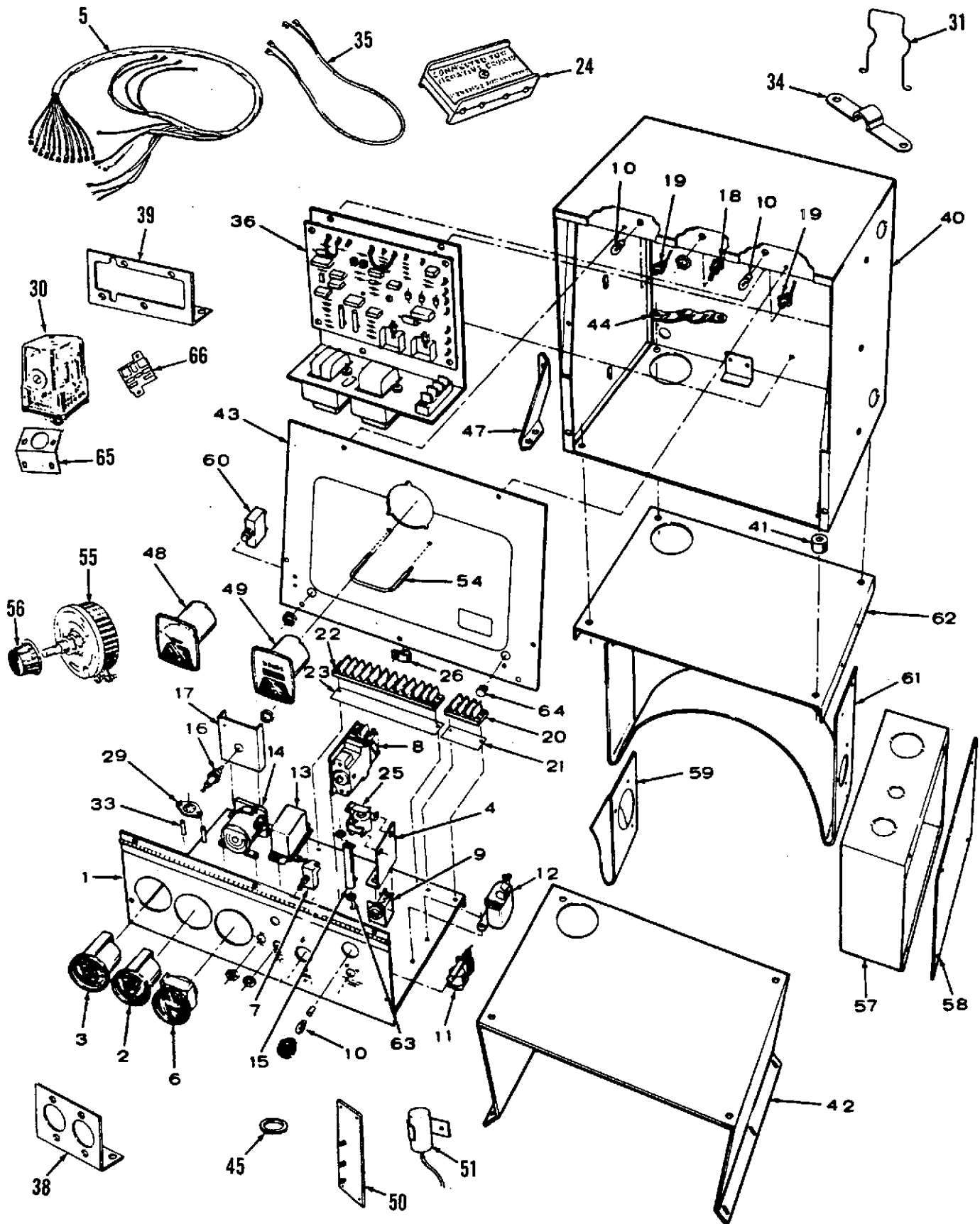


# Generator - Begin Spec AA

REF NO.	PART NO.	QTY USED	PART DESCRIPTION	REF NO.	PART NO.	QTY USED	PART DESCRIPTION
1			Stator Assembly, Wound	22			Nut, Hex
			60 Hertz Sets	862-0011	4		Generator Through Stud (3/8-16)
			12.5 RJC	870-0203	1		Rotor Through Stud (7/16-20)
	220-2017	1	Single Phase	871-0010	1		Resistor Tap (#10-32)
	220-2042	1	Three Phase - All	23			Washer, Flat
			Except 347/600 Volts	526-0260	2		Exciter Stator Mounting (.280 ID x 1.25 OD x 10 Gauge Thk)
	220-2285	1	Three Phase - 347/600 Volts Only	232-0200	1		Rotor Through Stud (Special)
			15.0 RJC	853-0013	2		Washer, Shakeproof
	220-2018	1	Single Phase				Exciter Stator Mounting (1/4")
	220-2043	1	Three Phase - All	856-0003	1		Tapped Resistor (#10)
			Except 347/600 Volts	25			Screw, Cap - Hex Head - Exciter Stator Mounting (1/4-20 x 5/8")
	220-2286	1	Three Phase - 347/600 Volts Only	800-0004	2		Screw, Round Head - Machine
			50 Hertz Sets	26			End Bell Cover (1/4-20 x 4-1/2")
			12.5 RJC	812-0165	2		Connection Board Mounting (10-32 x 3/8" Lg)
	220-2026	1	Single Phase	815-0194	4		Baffle Mounting (#10-32 x 3/8")
	220-2051	1	Three Phase	813-0098	4		Resistor Bracket Mounting (1/4-20 x 5/8")
2			Rotor Assembly, Wound	812-0150	2		Resistor Mounting (1/4-20 x 5-1/2")
			(Includes Parts Marked +)	812-0167	1		Resistor Tap (#10-32 x 3/8")
	201-2157	1	Key 1,3	811-0098	1		Stud, Rotor Through
	201-2158	1	Key 2,4	27			Key 1,3
3	510-0112	1	+Bearing, Rotor	520-0789	1		Key 2,4
4	232-2398	1	+Spacer, Bearing	520-0790	1		Baffle, Air
5	201-2151	1	+Rotor, Exciter - Wound	28			Grommet, Rubber
6	515-0094	1	+Key, Exciter Rotor (Nylon Insert - 1-1/8 - 12 UNP)	29			2-3/4 x 1-7/8" (Lead Outlet)
7	870-0284	1	+Nut, Lock - Exciter Rotor (Nylon Insert - 1-1/8 - 12 UNP)	508-0112	1		25/32" x 21/32"
8	205-0105	1	+Fan, Generator	508-0095	1		Key, Fan
9	515-0103	1	+Key, Fan	30			Board, Connection
10	526-0008	12	+Washer, Flat (13/64 ID x 7/16 OD x 1/32" Thk)	31			Adapter, Generator
11	870-0131	8	+Nut, Hex (#10-32)	32			Cover, Air Outlet
12	358-0069	1	+Rectifier Assembly (Positive)	33			Resistor, Tapped (Adjustable)
13	358-0070	1	+Rectifier Assembly (Negative)	34			For Sets with 12 or 24 Volt DC
14	853-0008	4	+Washer, Shakeproof (#10)	304-0500	1		For Sets with 32 Volt DC
15	813-0100	4	+Screw, Round Head - Machine (#10-32 x 1/2")	35			Bracket, Resistor Mounting
16	211-0237	1	Bell, End	36			Washer, Centering - Resistor Mounting
17	220-2009	1	Stator, Exciter - Wound				
18			Cover, End Bell				
	234-0185	1	Without Overspeed				
	234-0498	1	With Overspeed				
19	509-0094	1	Seal, Bearing ("O" Ring)				
20			Stud, Generator Through				
	520-0797	4	Key 1,3				
	520-0798	4	Key 2,4				
21			Washer, Lock				
	850-0050	4	Generator Through Stud (3/8")				
	850-0040	2	End Bell Cover Mounting (1/4")				
	850-0040	2	Resistor Bracket Mounting (1/4")				
	850-0040	1	Resistor Through Screw (1/4")				
	850-0030	4	Air Baffle Mounting (#10)				
	850-0055	1	Rotor Through Stud (7/16")				

+ - Parts Included in the Rotor Assembly.

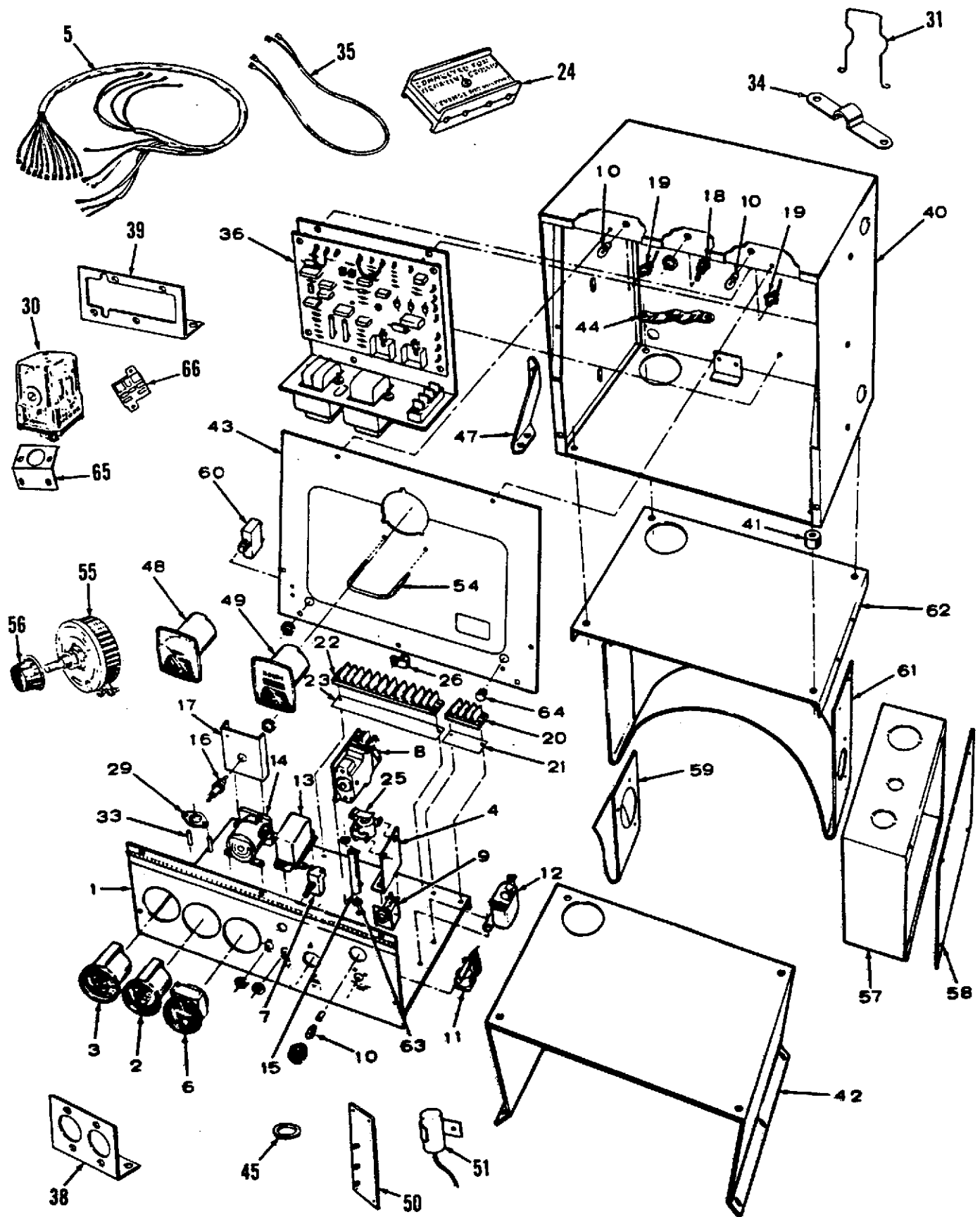
# Control



# Control

REF NO.	PART NO.	QTY USED	PART DESCRIPTION	REF NO.	PART NO.	QTY USED	PART DESCRIPTION
1	301-2124	1	Panel, Lower Control	30	307-0819	1	Relay
	302-2125	1	Sets With 1 Signal Light		307-0819	1	Sets With Low Engine Temperature Switch
2	193-0106	1	Sets With 4 Signal Lights		307-0819	1	Sets With Low Oil Pressure Switch
	193-0245	1	Gauge, Water Temperature		307-0819	1	Sets With High Water Temperature Switch
3	193-0107	1	Spec A through AA	31	307-0778	3	Spring, Relay Holddown Sets with Low Engine Temperature, Low Oil Pressure, High Water Temperature Switches
	193-0243	1	Begin Spec AB	33	332-0943	2	Spacer, Relay Socket
	193-0272	1	Gauge, Oil Pressure	34	332-1043	1	Jumper, Terminal Board - Begin Spec A B
4	301-1685	1	Spec A through AA	35			Harness, Wiring
		1	Begin Spec AC		338-0763	1	Voltage Regulator to Circuit Breaker
5	338-0338	1	Bracket, Time Delay Relay Mounting (Sets with Low Oil Pressure Switch)		338-0936	1	Voltage Regulator to Running Time Meter
6	302-1366	1	Harness, Wiring - Engine to Control	36	305-0583	1	Regulator, Voltage - Begin Spec AA (See Separate Group for Components)
7	308-0138	1	Ammeter, Charge				Bracket, Relay Mounting (Sets with Four Signal Lights)
8			Switch, Selector - Run-Stop-Remote	38	301-2393	1	Used for Low Oil Pressure and High Water Temperature Relays or 5 and 10 second Cycle Cranker Relays
	320-0104	1	Limiter, Cranking	39	301-3252	1	Used for Generating and Low Engine Temperature Relays - Begin Spec AB
	320-0259	1	Switch	40	301-2115	1	Box, Control
9	322-0069	1	Relay	41	402-0078	4	Mount, Rubber
10	322-0004	3	Receptacle, Signal Light	42	301-2106	1	Bracket, Mounting - Control Box (Unhoused Sets) - Spec A through T
11			Bulb, Signal and Panel Light	43			Panel, Upper Control (Sets Without Optional Meter Panel)
	307-0655	1	Relay, Emergency		301-1195	1	Spec A through Z
	307-0655	1	Latching		301-2019	1	All Except Pennsylvania Approved Sets
	307-0655	1	Low Oil Pressure Shutdown	44	337-0044	1	Begin Spec AA
	307-0655	1	High Water Temperature Shutdown		337-0036	1	All Except Pennsylvania Approved Sets
	307-0655	1	Overspeed Shutdown	45	508-0063	2	Strap, Ground (Unhoused Sets)
12	307-0052	1	Relay, Start Disconnect		508-0183	1	Spec A through Z
13	307-0597	1	Relay, Ignition	47	301-1914	1	Begin Spec AA
14	307-0514	1	Relay - Starter Pilot	48	302-0421	1	All Except Pennsylvania Approved Sets
15	304-0192	1	Resistor, Cranking Limiter (3 Ohm, 10 Watt)		302-0422	1	Strap, Ground (Unhoused Sets)
16	305-0673	1	Rectifier, Charge (10 Amp, 100 Volt) - Includes Mounting Hardware		302-0423	1	Spec A through Z
17	305-0254	1	Bracket, Rectifier Mounting	49			Begin Spec AA
18	308-0002	1	Switch, Panel Light		302-0468	1	Grommet, Rubber
19	322-0072	2	Receptacle, Panel Light		302-0465	1	2-3/4" Hole - Unhoused Sets (Housed Sets Use 1)
20	332-0611	2	Block, Terminal - 3 Place (Remote)	50	332-0513	1	1-3/4" Hole - Output Box
21	332-1009	1	Strip, Marker - 3 Place				Bracket, Panel Stop
22			Block, Terminal				Voltmeter, AC
	332-0607	1	Sets With 1 Signal Light (12 Place)				Single Phase Sets (Scale Reads 0-300)
	332-1005	1	Sets With 4 Signal Lights (20 Place)				Three Phase Sets (Scale Reads 0-600)
23			Strip, Marker				Three Phase Sets (Scale Reads 0-750)
			Sets With 1 Signal Light (12 Place)				Meter, Running Time - Begin Spec AA
	332-0642	1	Spec A and B (Blank)				50 Hertz Sets
	332-0608	1	Begin Spec C				60 Hertz Sets
	332-1006	1	Sets With 4 Signal Lights (20 Place)				Block, Terminal - 4 Place
24	332-0750	1	Kit, Polarity Marker - Spec A through N				
25	307-0388	1	Relay, Time Delay (Sets With Low Oil Pressure Switch)				
26			Clip, Harness Support				
	416-0096	1	1/2" ID				
	332-0052	1	5/8" ID				
29	323-0321	3	Socket, Low Engine Temperature, Low Oil Pressure, High Water Temperature Relay				

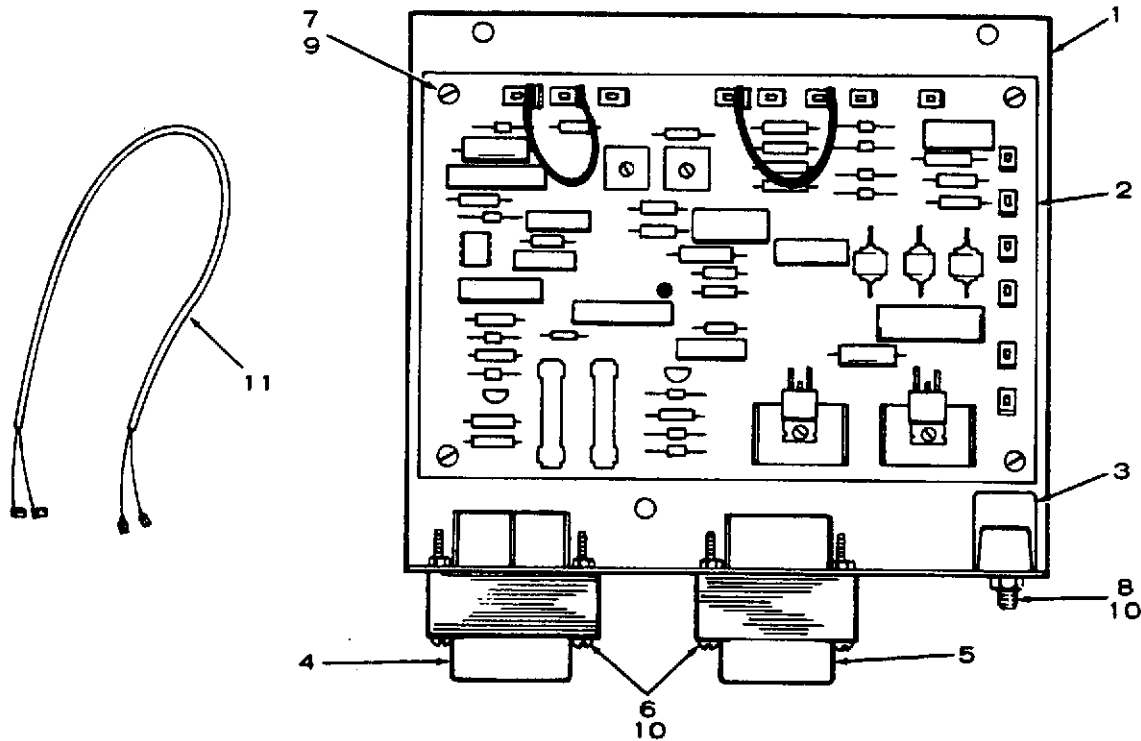
# Control



# Control

REF NO.	PART NO.	QTY USED	PART DESCRIPTION	REF NO.	PART NO.	QTY USED	PART DESCRIPTION
51	312-0058	3	Condenser (.1 Mfd.) Spec A through Z	60	320-0505	1	Breaker, Circuit - Voltage Regulator - Begin Spec AA
54	301-2727	1	Handle, Upper Control Panel	61	301-3715	1	Saddle, Control Box Mounting (Unhoused Sets) Begin Spec AA
55	303-0197	1	Rheostat (2500 Ohm, 25 Watt) Sets With Voltage Adjustment - Begin Spec AA	62	301-3716	1	Plate, Control Mounting (Unhoused Sets) - Begin Spec AA
56	303-0032	1	Knob, Rheostat - Sets With Voltage Adjustment - Begin Spec AA	63	508-0017	2	Washer, Fiber - Resistor Mounting
57	301-3682	1	Box, Output - Begin Spec AA	64	517-0015	1	Plug, Dot Button
58	301-0856	1	Cover, Output Box - Begin Spec AA	65	301-3241	1	Bracket, Low Engine Temperature Relay
59	301-3720	1	Bracket, Output Box (Housed Sets) Begin Spec AA	66	323-0760	1	Socket, Relay

# Voltage Regulator Begin Spec AA



REF NO.	PART NO.	QTY USED	PART DESCRIPTION
	305-0583	1	Regulator, Voltage (Includes Parts Marked *)
1	301-3719	1	*Panel, Voltage Regulator
2			Board, Voltage Regulator (See Separate Parts Catalog #900-0234 for Components)
	300-1540	1	*† Begin Spec AB
	300-1404	1	Begin Serial #F760142042 During Spec AA
	300-1404	1	Prior to Serial #F760142042 During Spec AA
3	332-1655	1	*Strip, Terminal
4	315-0386	1	*Transformer, Voltage
5	315-0391	1	*Reactor

REF NO.	PART NO.	QTY USED	PART DESCRIPTION
6	812-0070	4	*Screw, Machine - Round Head (#6-32 x 1-1/4")
7	812-0061	4	*Screw, Machine - Round Head (#6-32 x 3/8")
8	812-0063	2	*Screw, Machine - Round Head (#6-32 x 1/2")
9	853-0003	4	*Washer, Lock - ET (#6)
10	870-0183	6	*Nut, Hex - ET (#6-32)
11			Harness, Wiring (Voltage Regulator to Exciter Stator)
	338-0762	1	Sets Without Overspeed Switch
	338-0768	1	Sets With Overspeed Switch

\* - Parts Included in 305-0583 Voltage Regulator.  
† - Complete Replacement for 300-1404 and 300-1006 Regulator Board Assy.

# Service Kits and Miscellaneous

REF NO.	PART NO.	QTY USED	PART DESCRIPTION	REF NO.	PART NO.	QTY USED	PART DESCRIPTION
	98-1807	1	Decal Kit, Plant				Touch-Up Paint (Pressurized Can)
	168-0099	1	Gasket Kit, Plant				
			Overhaul Kit, Set	525-0137	1		Silver Green (13 oz.)
522-0211		1	Spec A through Q	525-0305	1		Non-metallic Green (13 oz.)
522-0236		1	Begin Spec R				

**THE FOLLOWING SECTION IS A  
SPECIAL PARTS LIST  
FOR  
PENNSYLVANIA APPROVED  
GENERATING SETS**

Refer first to this list for Pennsylvania Approved sets. Parts not in this list refer to the main parts list. When referring to the main parts list, reference to Spec letter or voltage also applies to these sets.

These sets are recognized by the numbers 30 (Gasoline Fuel), 31 (Gaseous Fuel), or 131 (Liquid Petroleum Fuel) appearing in the model. These numbers appear just before the diagonal line (/). (Example: 12.5RJC-4R31/1T).

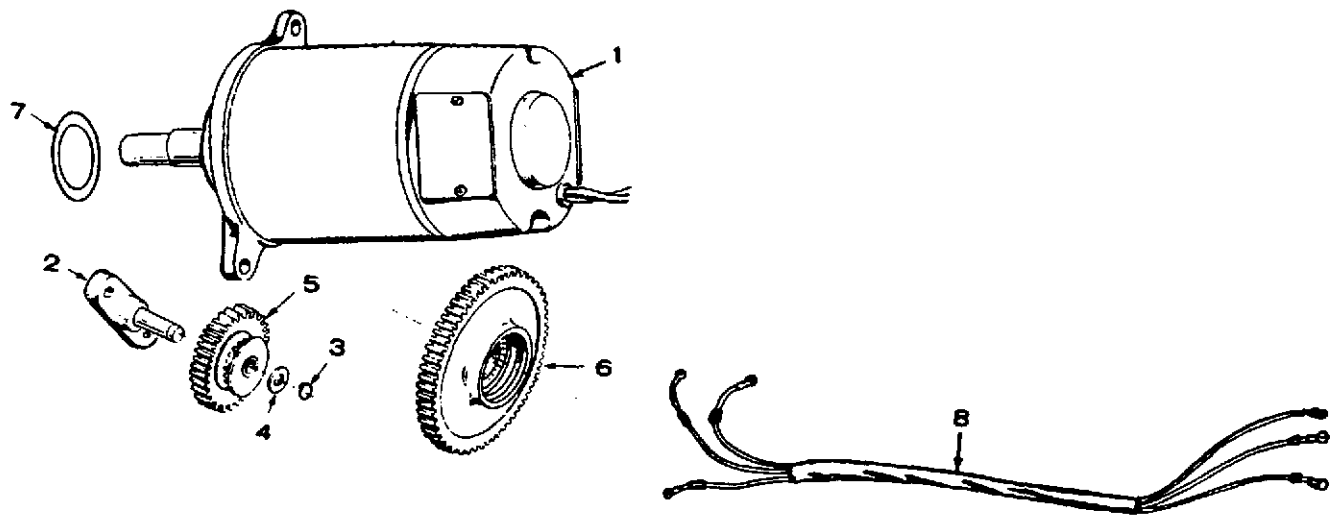
The Specification Letter advances (A to B, B to C, etc.) with manufacturing changes.

**Control (Special List)  
(Not Illustrated)**

REF NO.	PART NO.	QTY USED	PART DESCRIPTION	REF NO.	PART NO.	QTY USED	PART DESCRIPTION
1	301-2895	1	Panel, Lower (Sets Without Signal Lights)	5			Panel, Upper (Sets Without Meter Panel)
2	308-0005	1	Switch, Selector - Run-Remote	301-2019	1		Spec A through Z
3	332-0795	1	Block, Terminal - 16 Place (Sets Without Signal Lights)	301-1788	1		Begin Spec AA
4	332-0862	1	Strip, Marker - 16 Place (Sets Without Signal Lights)				



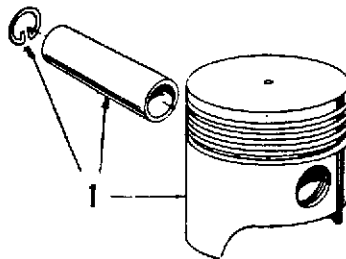
**Starter (Special List)  
Spec A through Q**



REF NO.	PART NO.	QTY USED	PART DESCRIPTION
1	191-0453	1	Motor, Starter (12 Volt) - Includes Gear and Pin
2	191-0342	1	Base and Shaft, Idler Gear (No Longer Available)
3	518-0196	1	Ring, Retaining - Idler Gear (No Longer Available)
4	526-0175	1	Washer, Thrust - Idler Gear (41/64 ID x 29/32 OD x 1/16" Thk)

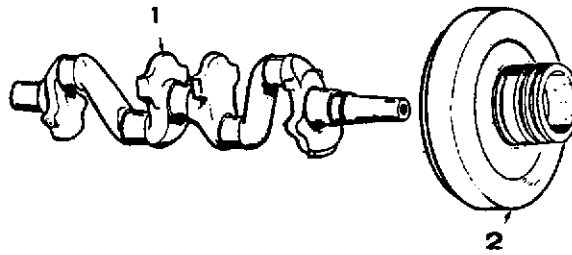
REF NO.	PART NO.	QTY USED	PART DESCRIPTION
5	191-0457	1	Gear Assembly, Idler (No Longer Available)
6	191-0354	1	Gear and Clutch Assembly, Crankshaft (No Longer Available)
7	509-0093	1	Seal, "O" Ring - Starter Mounting
8	336-1199	1	Harness, Starter to Control

# Piston and Rod (Special List)



REF NO.	PART NO.	QTY USED	PART DESCRIPTION	REF NO.	PART NO.	QTY USED	PART DESCRIPTION
1			Piston and Pin Assembly (Includes Pin Retaining Rings) - Gas Only Sets				
	112-0174	4	Standard				
	112-0174-10	4	.010" Oversize				
	112-0174-20	4	.020" Oversize				
	112-0174-30	4	.030" Oversize				

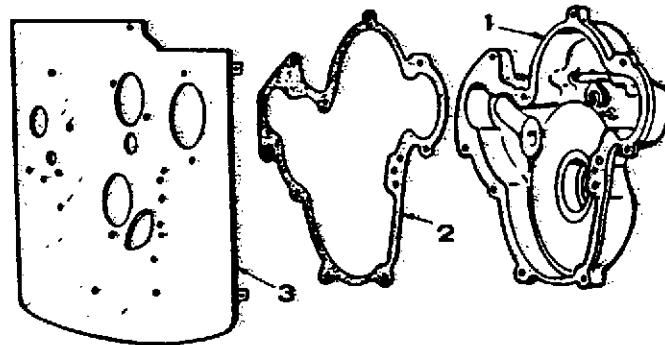
## Crankshaft and Flywheel (Special List)



REF NO.	PART NO.	QTY USED	PART DESCRIPTION
1	104-0477	1	Crankshaft
2	104-0556		Flywheel

REF NO.	PART NO.	QTY USED	PART DESCRIPTION
------------	-------------	-------------	---------------------

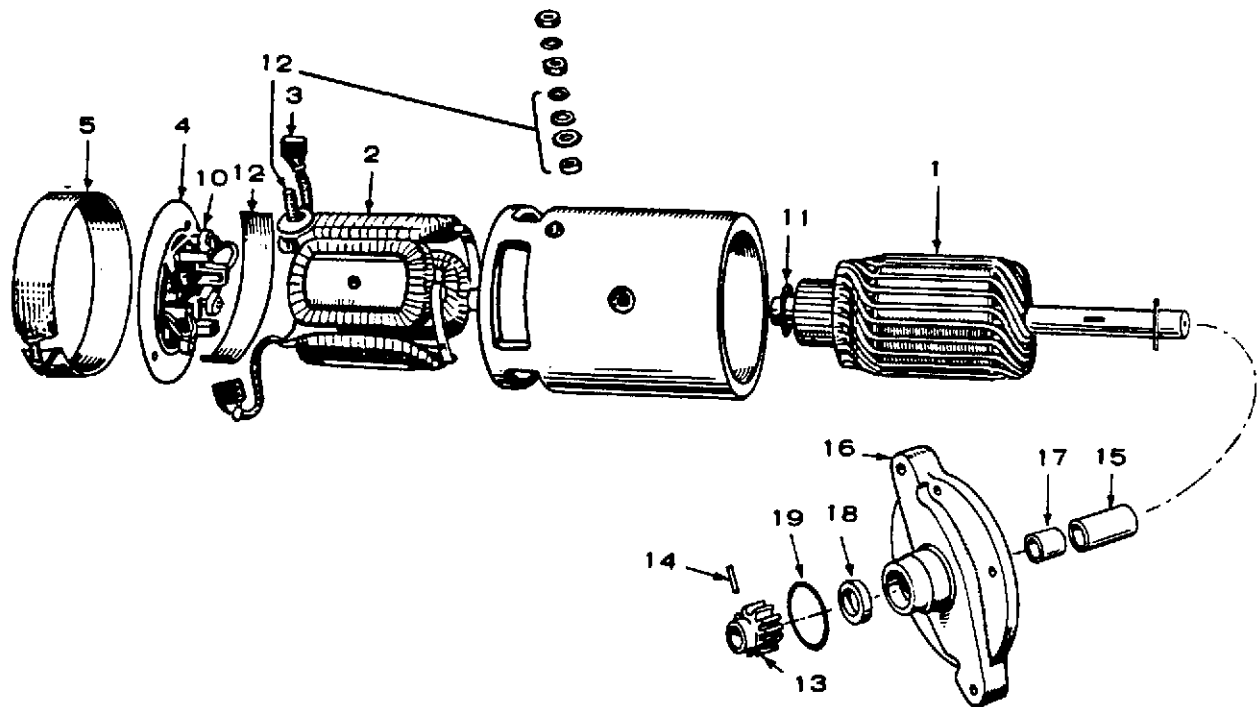
# Gearcase (Special List)



REF NO.	PART NO.	QTY USED	PART DESCRIPTION
1	103-0279	1	Cover Assembly, Gear - Complete

REF NO.	PART NO.	QTY USED	PART DESCRIPTION
2	103-0231	1	Gasket, Gear Cover
3	103-0228	1	Backplate, Gear Cover

# Starter Parts (Special List) Spec A through Q



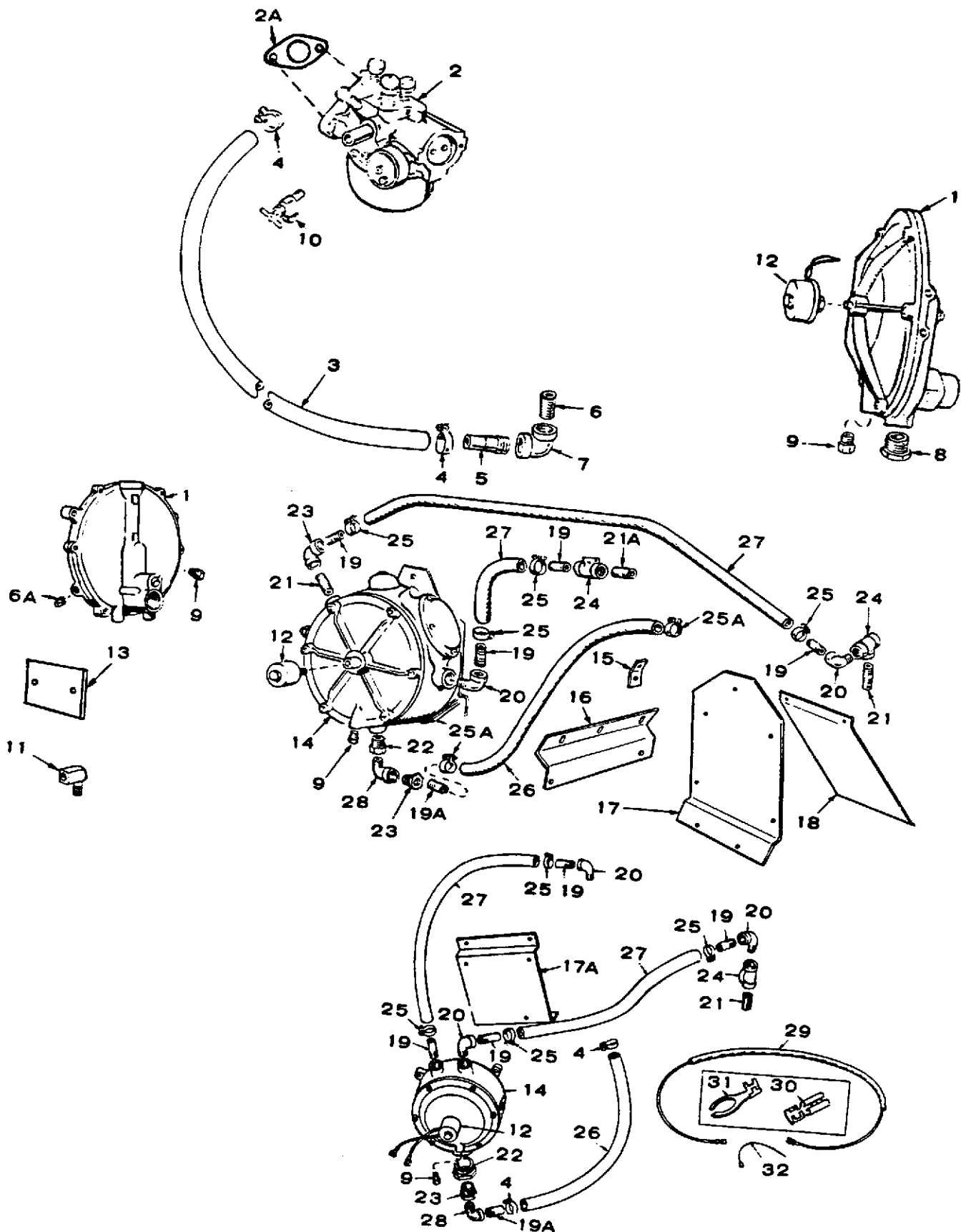
REF NO.	PART NO.	QTY USED	PART DESCRIPTION
	191-0453	1	Motor, Starting (12 Volt)
1	191-0452	1	Armature (No Longer Available)
2	191-1017	1	Coil Assembly, Field
3	191-0513	1	Brush Set, Service
4	191-1018	1	Head Assembly, Commutator End
5		1	Band, Cover (Not Sold Separately)
10	191-1020	1	Spring, Brush (Set of 4)
11	191-1021	1	Washer, Armature Thrust (Package) Use as Required
12	191-1022	1	Stud, Terminal (Package)

REF NO.	PART NO.	QTY USED	PART DESCRIPTION
13	191-0450	1	Gear, Pinion (No Longer Available)
14	516-0154	1	Pin, Pinion Gear (No Longer Available)
15	191-0451	1	Spacer, Armature to Adapter
16	191-0446	1	Adapter (No Longer Available)
17	191-0329	1	Bushing, Adapter
18	509-0092	1	Seal, Oil Armature Shaft - Front
19	509-0093	1	Seal, "O" Ring - Starter Motor Mounting

## OPTIONAL PARTS SECTION

This section contains illustrated parts listing of factory installed options for the generator sets. Options may not be applicable to all models; for field conversions additional parts are usually required. Optional parts listed in this section are in addition or in place of those shown in the standard parts section.

# Fuel System - Optional (Gas and Gas-Gasoline)



# Fuel System - Optional (Gas and Gas-Gasoline)

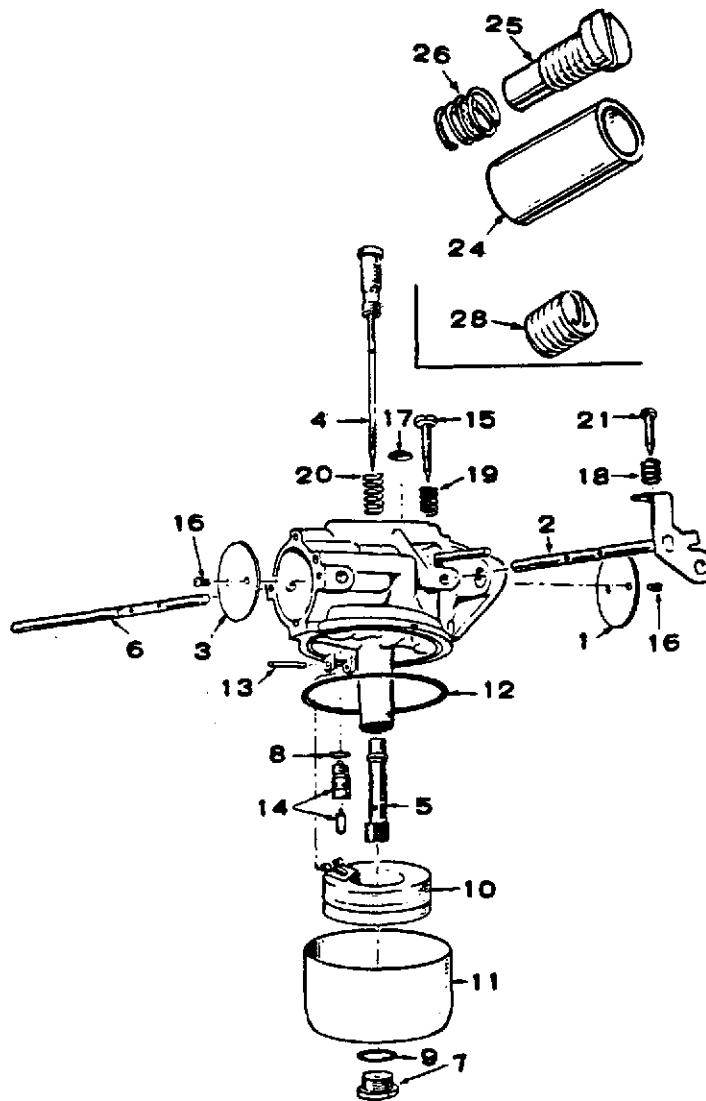
REF NO.	PART NO.	QTY USED	PART DESCRIPTION	REF NO.	PART NO.	QTY USED	PART DESCRIPTION
1		1	Regulator, Gas	19	505-0135	4	Nipple, Half (3/8 x 1-1/2") - Hose Connection - LPG Sets - Key 1,2
	148-0311	1	Algas Manufacturing Order 148-0311	19A	505-0110	1	Nipple, Half (1/4 x 1") - Hose Connection - LPG Sets - Key 1,2
2		1	Garretson Manufacturing Carburetor Kit (See Separate Group for Components and Service Kits) (Includes Parts Marked +)	20			Elbow, Street - LPG Sets - Key 1,2
	141-0757	1	Gas Fueled Sets		505-0120	4	* 3/8 x 90°
	141-0889	1	Spec A through Q		505-0120	3	\$ 3/8 x 90°
			Begin Spec R	21			Nipple, Hose Connection - LPG Sets - Key 1,2
	141-0758	1	Gas-Gasoline Fueled Sets		505-0101	2	* 3/8 x 3"
	141-0886	1	Spec A through Q		505-0101	1	\$ 3/8 x 3"
2A	154-0733	1	Begin Spec R	21A	505-0076	1	*Nipple (3/8 x 3") - Hose Connector - LPG Sets - Key 1,2
3	503-0159	1	+Gasket, Carburetor Mounting				
			Hose, Regulator to Carburetor (1/2 ID x 34" Long)				
4			Clamp, Gas Hose	22			Bushing, Reducer - LPG Sets - Key 1,2
	503-0032	2	Spec A through Z		505-0120	1	* 3/4 x 3/8"
	503-0446	1	Begin Spec AA		505-0022	1	\$ 1 x 1/2"
5	148-0519	1	Connector, Hose - Regulator	23			Bushing, Reducer - LPG Sets - Key 1,2
6	505-0101	1	Nipple (3/8 x 1") - Regulator Outlet		505-0017	1	* 3/8 x 1/4"
6A	505-0057	1	Plug (1/8") - Regulator Outlet		505-0018	1	\$ 1/2 x 1/4"
7	505-0039	1	Elbow (3/8") - Regulator Outlet	24			Tee, Pipe - LPG Sets - Key 1,2
8	505-0128	1	Bushing (1-1/4" x 3/8") - Algas Regulator Outlet		505-0060	2	* 3/8"
9	148-0107	2	Vent, Regulator and Converter		505-0060	1	\$ 3/8"
10	504-0007	1	Valve, Shutoff (Mounts at Fuel Pump Inlet) - Gas-Gasoline Sets	25	503-0183	4	Clamp, Hose - LPG Sets - Key 1,2
11	502-0020	1	Elbow, Street - Fuel Pump Inlet (Gas-Gasoline Sets)	25A	503-0032	2	Clamp, Gas Hose
12	307-0615	1	Primer, Solenoid	26	503-0586	1	Hose, Gas - LPG Sets - (1/2 ID x 34" Long)
13	149-0638	1	Plate, Fuel Pump Hole Cover - Gas Only Sets	27	503-1025	1	Hose, Water - LPG Sets - Key 1,2 (5/8 ID x 50" Long)
14	148-0714	1	Converter, LPG Sets - Key 1,2 (See Note)	28	505-0011	1	\$Elbow, Street - LPG Sets - Key 1,2 (1/4 x 90°)
			Bracket, Converter Mounting - LPG Sets - Key 1,2	29	336-1844	1	\$Lead, 36" - LPG Sets - Key 1,2
15	148-0546	1	* Top, Unhoused Sets	30	332-0529	1	\$Terminal, Faston - LPG Sets - Key 1,2
16	148-0547	1	* Bottom, Unhoused Sets	31	332-0881	1	\$Terminal, Blade - LPG Sets - Key 1,2
17	148-0551	1	* Housed Sets	32	143-0231	1	Wire, Choke Lock - Gas-Gasoline Sets
17A	148-0667	1	\$ Housed and Unhoused Sets				
18	148-0552	1	* Brace, Converter Mounting - Housed Sets - Key 1,2 - LPG Sets				

+ - Parts Included in 141-0757 Carburetor Kit.  
 Parts Included in 141-0758 Carburetor Kit.  
 Parts Included in 141-0886 Carburetor Kit.  
 Parts Included in 141-0889 Carburetor Kit.

**NOTE:** Parts for LPG sets built prior to June 1, 1968 (two piece converter mounting brackets and water hoses connected on sides of converter) only are marked with \*. Parts for LPG sets built beginning June 1, 1968 (one piece converter mounting bracket and both water hoses connected on the top of converter) only are marked with an \$. To order converter for sets built prior to June 1, 1968, also order all parts marked \$.

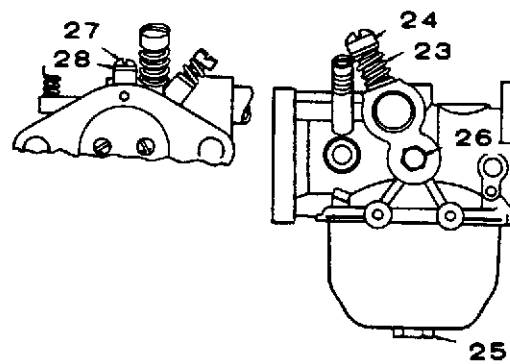
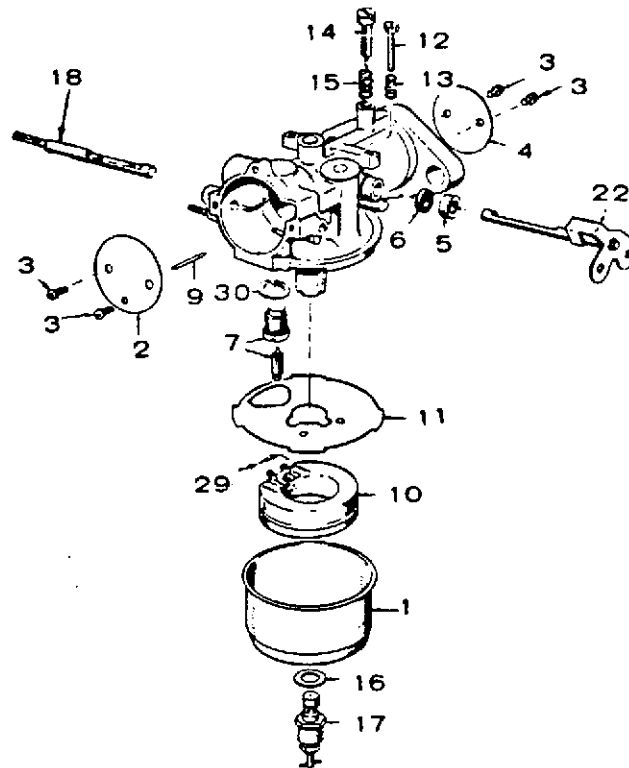


**Carburetor Parts - Optional  
Gas-Gasoline and Gas Only - Spec A through Q**



REF NO.	PART NO.	QTY USED	PART DESCRIPTION	REF NO.	PART NO.	QTY USED	PART DESCRIPTION
			Carburetor	11	143-0210	1	Bowl
	141-0758	1	Gas-Gasoline	12	143-0077	1	Gasket, Bowl Ring
	141-0757	1	Gas Only	13	143-0212	1	Pin, Float (Not for Gas Only Carburetor)
	141-0241	1	Repair Kit, Carburetor (No Longer Available)	14	143-0341	1	Valve, Fuel Inlet
	141-0281	1	Gasket, Carburetor Flange (Illustrated in Fuel System Group)	15	143-0213	1	Screw, Idle Adjustment (2 for Gas-Gasoline Carburetor)
1	143-0202	1	Valve, Throttle	16	812-0014	4	Screw, Round Head - Machine (#3-48 x 3/16")
2	143-0234	1	Shaft and Lever, Throttle	17	143-0110	1	Plug, Expansion
3	143-0204	1	Valve, Choke	18	143-0214	1	Spring, Throttle Adjustment
4	143-0235	1	Needle, Idle Jet and High Speed Adjustment	19	143-0112	1	Spring, Idle Adjustment (2 for Gas-Gasoline Carburetor)
5	143-0237	1	Nozzle (Not for Gas Only Carburetor)	20	143-0114	1	Spring, High Speed Adjustment
6	143-0316	1	Shaft, Choke - Gas-Gasoline Carburetor - Spec C through P	21	143-0215	1	Screw, Throttle Adjustment
7	143-0208	1	Screw and Gasket, Bowl	24	145-0308	1	Tube, Gas Inlet
8	143-0015	1	Gasket, Fuel Inlet Valve	25	148-0589	1	Needle, Gas Adjustment
9	143-0209	1	Gasket	26	148-0590	1	Spring, Gas Adjustment
10	143-0105	1	Float and Lever (Not for Gas Only Carburetor)	28	505-0008	1	Plug (1/8") - Gas Only Sets

Carburetor Parts - Optional  
Gas-Gasoline and Gas Only  
Begin Spec R

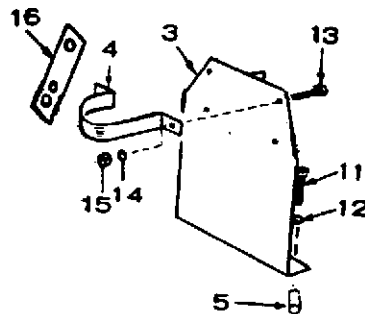
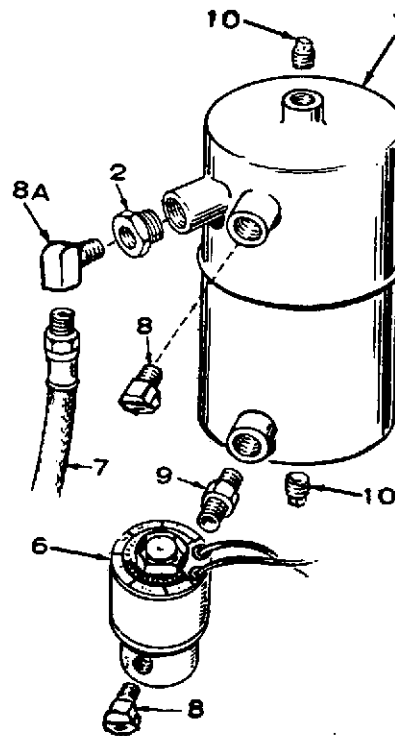


**Carburetor Parts - Optional  
Gas-Gasoline and Gas Only  
Begin Spec R**

REF NO.	PART NO.	QTY USED	PART DESCRIPTION	REF NO.	PART NO.	QTY USED	PART DESCRIPTION
			Carburetor	13	141-0711	1	Spring, Throttle Stop
	141-0886	1	Gas-Gasoline	14	141-0713	2	Needle, Idle Adjusting
	141-0889	1	Gas Only	15	141-0710	2	Spring, Idle Needle
	141-0747	1	Repair Kit (Includes Parts Marked *)	16	141-0077	1	+*Washer, Main Jet Assembly
	141-0748	1	Gasket Kit (Includes Parts Marked +)	17	141-0712	1	Jet Assembly, Main (Adjustable) (Not used on Gas Only Sets)
	141-0281	1	*+ Gasket, Carburetor Flange	18	141-0679	1	Shaft, Choke - Electric
	154-0733	1	Gasket, Carburetor Mounting	22	141-0735	1	Shaft and Lever Throttle
1	141-0708	1	Bowl, Fuel	23	141-0733	1	Spring, Main Gas Needle - Gas and Gas-Gasoline Sets
2	141-0771	1	Plate, Choke (Not used on Gas Only Sets)	24	141-0734	1	Needle, Main Gas Adjusting - Gas and Gas-Gasoline Sets
3	141-0698	4	Screw and Washer, Choke and Throttle Plate Mounting (2 used on Gas Only Sets)	25	141-0736	1	Nut, Bowl - Gas Only Sets
4	141-0793	1	Plate, Throttle	26	141-0737	1	Plug, Pipe (1/8") - Gas Only Sets
5	141-0705	1	*Retainer, Seal	27	141-0738	1	Screw - Gas Only Sets
6	141-0661	1	*+Seal, Rubber	28	141-0739	1	Washer, Gas Only Sets
7	141-0830	1	*Valve Seat Assembly, Fuel (Not used on Gas Only Sets)	29	141-0799	1	*Spring, Float (Not used on Gas Only Sets)
9	141-0703	1	*Shaft, Float (Not used on Gas Only Sets)	30	141-0811	1	+*Washer, Fuel Valve Seat
10	141-0702	1	Float Assembly (Not used on Gas Only Sets)				
11	141-0701	1	*+Gasket, Bowl to Body				
12	141-0700	1	Screw, Throttle Stop				

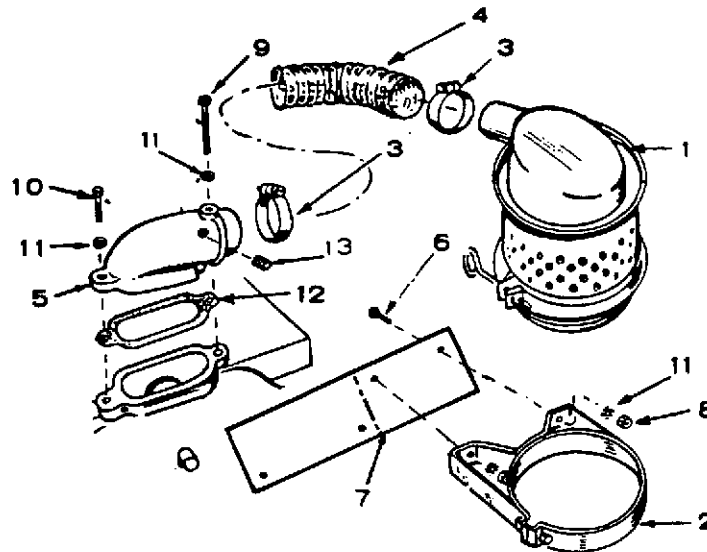
\* - Parts Included in Repair Kit 141-0747.  
+ - Parts Included in Gasket Kit 141-0748.

# Reservoir (Day) Tank - Optional



REF NO.	PART NO.	QTY USED	PART DESCRIPTION	REF NO.	PART NO.	QTY USED	PART DESCRIPTION
1	159-0294	1	Tank, Reservoir One Quart	8	502-0053	2	Elbow, 45° - (1) Solenoid Valve to Carburetor Line
	159-0746	1	Two Quart				(1) Reservoir Tank to Fuel Pump Line - Two Quart Tank
2	159-0705	1	Reducer, Restricted	8A	502-0020	1	Elbow, 90° - Reservoir Tank to Fuel Pump Line - One Quart Tank
3	159-0759	1	Bracket, Tank Mounting One Quart Tank	9	502-0082	1	Nipple
	159-0826	1	Two Quart Tank	10	505-0057	2	Plug
4	159-0121	1	Band, Tank Mounting One Quart Tank	11	800-0039	2	Screw, Cap - Hex Head - Day Tank Bracket Mounting (5/16-18 x 3-1/2")
	159-0825	1	Two Quart Tank	12	850-0045	2	Washer, Lock - Day Tank Bracket Mounting (5/16)
5	159-0761	2	Spacer, Mounting Bracket to Rocker Cover	13	800-0007	2	Screw, Cap - Hex Head - Day Tank Bracket Mounting (1/4-20 x 1")
6	307-0565	1	Valve, Solenoid (12 Volt) Line, Fuel	14	850-0040	2	Washer, Lock - Day Tank Bracket Mounting (1/4")
7	501-0005	1	Reservoir Tank to Main Tank	15	862-0001	2	Nut, Hex - Day Tank Bracket Mounting (1/4-20)
	501-0008	2	(1) Fuel Pump to Reservoir Tank (1) Reservoir Tank to Carburetor - Two Quart Tank	16	159-0523	2	Spacer, Bracket (Used on 1 Quart Tank Only)
	501-0007	1	Fuel Pump to Reservoir Tank - One Quart Tank				
	501-0004	1	Reservoir Tank to Carburetor - One Quart Tank				

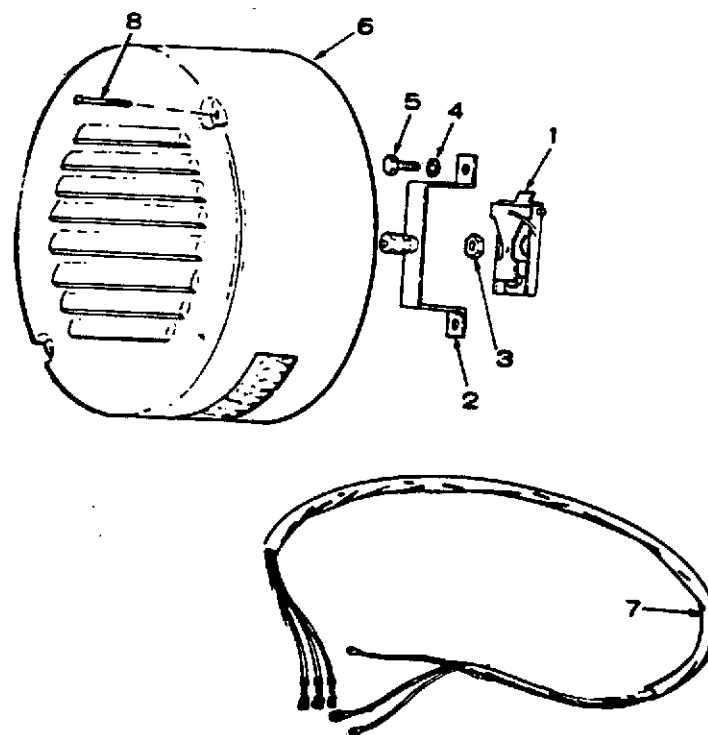
# Oil Bath Air Cleaner - Optional



REF NO.	PART NO.	QTY USED	PART DESCRIPTION	REF NO.	PART NO.	QTY USED	PART DESCRIPTION
	140-0677	1	Conversion Kit, Oil Bath Air Cleaner (Includes Parts Marked *)	7	140-0798	1	Bracket, Air Cleaner - Mounting (Mount on Intake Manifold) (No Longer Available)
1	140-0500	1	*Cleaner, Air - Oil Bath	8	862-0001	2	*Nut, Hex (1/4-20)
2	140-0519	1	*Band, Air Cleaner	9	800-0015	1	*Screw, Cap - Hex Head (1/4-20 x 3")
3	503-0274	2	*Clamp, Hose	10	800-0007	1	*Screw, Cap - Hex Head (1/4-20 x 1")
4	503-0444	1	*Hose, Air Cleaner to Adapter (2" ID x 30")	11	850-0040	4	*Washer, Lock (1/4")
5	140-1212	1	*Adapter, Air Cleaner	12	140-0584	1	*Gasket, Adapter Mounting
6	800-0003	2	*Screw, Cap - Hex Head (1/4-20 x 1/2")	13	505-0008	1	*Plug, Slotted (1/8" Dia.)

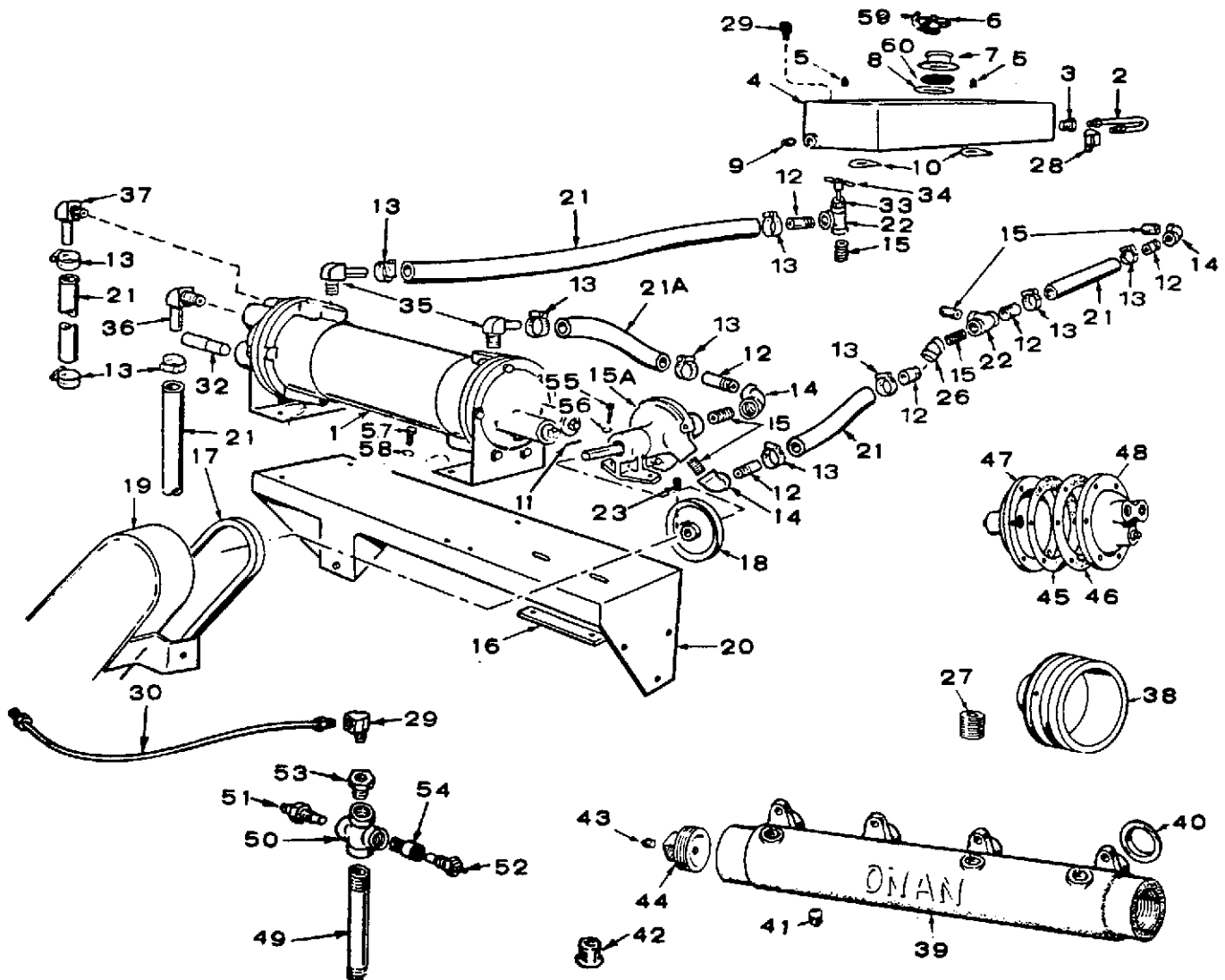
\* - Parts Included in 140-0677 Conversion Kit.

## Overspeed Switch - Optional



REF NO.	PART NO.	QTY USED	PART DESCRIPTION	REF NO.	PART NO.	QTY USED	PART DESCRIPTION
	130-1661	1	Switch Assembly - Overspeed 50 Hz	5	813-0100	2	Screw, Round Head - Machine (10-32 x 1/2") Overspeed Bracket and Point Assembly Mounting
	150-0956	1	60 Hz				
2			Bracket and Point Assembly, Overspeed	6	234-0498	1	Cover, Endbell Unhoused Units
	150-0958	1	Spec A through Z		234-0223	1	Housed Units
	150-1446	1	Begin Spec AA	7	338-0768	1	Harness, Wiring - Overspeed
3	868-0004	1	Nut, Hex - Jam (7/16-20)	8	812-0167	2	Screw, Round Head - Machine (1/4-20 x 6")
			Overspeed Switch Mounting				
4	850-0030	2	Washer, Lock (#10) Overspeed Bracket and Point Mounting				

# Heat Exchanger (Key 3,4) Optional



# Heat Exchanger (Key 3,4) - Optional

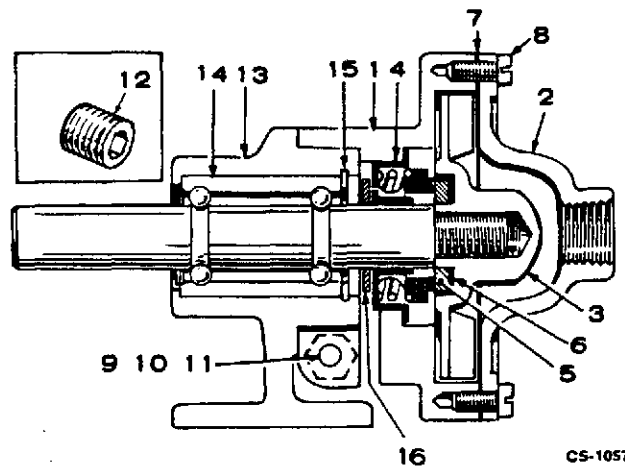
REF NO.	PART NO.	QTY USED	PART DESCRIPTION	REF NO.	PART NO.	QTY USED	PART DESCRIPTION
1	130-0624	1	Exchanger, Heat	32	130-1340	2	Pencil, Zinc (Included in Heat Exchanger)
2	130-0575	1	Line, Water - Expansion Tank to Exhaust Manifold	33	502-0049	1	Bushing, Reducer (3/8 x 1/8")
3	502-0103	1	Connector, Inverted Male - Expansion Tank Outlet	34	504-0006	1	Valve, Air Bleed - Manifold Outlet
4	130-0646	1	Tank, Expansion	35	502-0300	2	Elbow, Heat Exchanger - Fresh Water Hoses - Begin Spec C
5	502-0080	2	Plug, Expansion Tank Fill Vent	36	502-0302	1	Elbow, Heat Exchanger - Raw Water Inlet Hose - Begin Spec C
6	130-0589	1	Cap, Pressure	37	502-0237	1	Elbow, Heat Exchanger - Raw Water Outlet Hose - Begin Spec C
7	130-0590	1	Neck & Adapter, Expansion Tank Cap	38	104-0957	1	Pulley, Flywheel
8	130-0519	1	Gasket, Neck and Adapter	39	154-0723	1	Manifold, Exhaust - Water Cooled
9	502-0155	1	Plug (3/8")	40	154-1057	4	Gasket, Exhaust Manifold to Head
10	309-0145	2	Gasket, Thermostat Chamber	41	505-0110	1	Plug, Pipe (3/8") - Manifold Water Drain
11	515-0249	1	Key, Pulley to Water Pump	42	309-0130	2	Thermostat
12	505-0135	6	Nipple (3/8 x 2") - Hose Connector	43	502-0080	1	Plug (1/8"), Square Head Brass - Manifold End Plug
13			Clamp, Hose	44	505-0402	1	Plug, Exhaust Manifold End
	503-0183	9	1-1/16"	45	130-0729	1	Gasket, Heat Exchanger - Fresh Water End
	503-0446	2	25/32"	46	130-0730	1	Gasket, Heat Exchanger - Raw Water End
14	505-0039	3	Elbow (90° - 3/8")	47	130-0731	1	Bonnet, Heat Exchanger - Fresh Water End
15	505-0101	6	Nipple (3/8")	48	130-0732	1	Bonnet, Heat Exchanger - Raw Water End
15A	132-0110	1	Pump, Centrifugal Water (See Separate Group for Components) NOTE: When Replacing Water Pump with Flat Area on Shaft Also Order 1 each of 132-0252 Pulley and Set Screw Kit and 515-0249 Key.	49	505-0224	1	Nipple, Pipe (3/8 x 4-1/2")
16	131-0130	1	Bar, Pump Hold-down	50	505-0475	1	Cross, Pipe (3/8")
17	511-0067	1	Belt, Centrifugal Water Pump	51	309-0178	1	Switch, High Water Temperature Cut-Off
18			Pulley, Centrifugal Water Pump	52	193-0104	1	Sender Unit - Water Temperature
	512-0134	1	Sets With Flat Area on Water Pump Shaft (Includes Parts Marked *)	53	505-0016	1	Bushing, Reducer (3/8 x 1/8")
	132-0252	1	Sets With Keyed Area on Water Pump Shaft (Includes Parts Marked *)	54	309-0081	1	Extension, Pipe - Temperature Switch
19			Guard, Belt	55	800-0005	2	Screw, Cap - Hex Head Water Pump Mounting (1/4-20 x 3/4")
	130-0591	1	Spec A through Z	56	850-0040	2	Washer, Lock - Water Pump Mounting (1/4")
	130-0920	1	Begin Spec AA	57	800-0004	4	Screw, Cap - Hex Head - Heat Exchanger Mounting (1/4-20 x 5/8")
20			Bracket, Heat Exchanger & Governor Spring	58	850-0040	4	Washer, Lock - Heat Exchanger Mounting (1/4")
	130-0587	1	Spec A through Q	59	503-0679	1	Hose, Overflow (5/16 ID x 13")
	130-0692	1	Begin Spec R	60	130-0892	1	Stiffener, Filler Neck Repair Kit, Water Pump (Early Models)
21	503-1196	1	Hose, Rubber (3/4" ID x 56" Total length required for all hoses) (except raw water pump)		132-0080	1	For Oberdorfer No. 50P11 (Spec A through Q)
21A	503-0890	1	Hose, Rubber (1/2" ID x 14") Raw Water Pump to Heat Exchanger				
22	505-0060	2	Tee (3/8")				
23	803-0062	1	*Screw, Set (5/16-18 x 5/16")				
26	505-0376	1	Elbow, 45°				
27	505-0266	1	Plug (3/8"), Exhaust Manifold				
28	502-0074	1	Elbow, Inverted Male - Manifold Water Line Inlet				
29	502-0037	2	Elbow, Heat Exchanger to Line				
30	130-0813	1	Line, Heat Exchanger to Cylinder Head				

\* - Parts Included in 132-0252 Water Pump Pulley Kit.  
Parts Included in 512-0134 Water Pump Pulley Kit.



## Water Pump Parts (Key 3,4) - Optional

**NOTE:** This pump used on sets with optional heat exchanger.

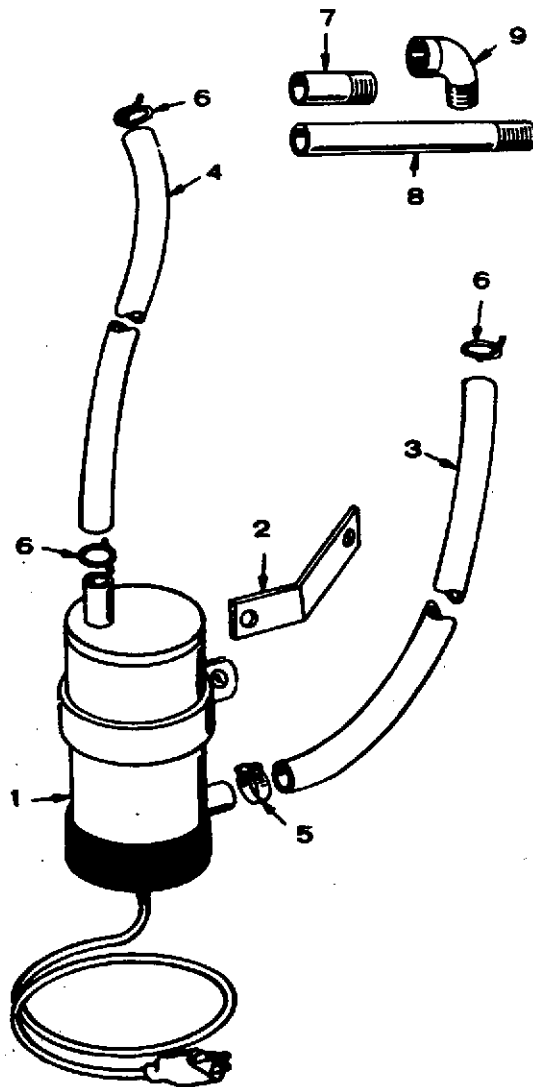


REF NO.	PART NO.	QTY USED	PART DESCRIPTION	REF NO.	PART NO.	QTY USED	PART DESCRIPTION
	132-0110	1	Pump, Water	10	132-0139	1	Lockwasher - Used on Early Style Pumps
	132-0241	1	Repair Kit, Water Pump	11	132-0140	1	Nut, Hex - Used on Early Style Pumps
			Sets With Flat Area on Shaft (Includes Water Pump Pulley, Set Screw, Key and Parts Marked *)	12	132-0141	1	Plug, Drain - Used on Early Style Pumps
	132-0240	1	Sets With Keyed Area on Shaft (Includes Parts Marked #)	13		1	Pedestal
1		1	Body, Pump (Not Sold Separately)	14	132-0239	1	* Shaft and Bearing Assembly
2	132-0137	1	Cover, Pump				* Sets With Flat Area on Shaft (Repair Kit - Also Includes Water Pump Pulley, Set Screw and Key)
3	132-0114	1	*#Impeller		132-0225	1	# Sets With Keyed Area on Shaft
4	132-0101	1	*#Seal	15	132-0132	1	Ring, Snap
5	132-0091	1	*#Face, Wear	16	132-0224	1	Slinger, Fiber
6	132-0092	1	*#Seat, Seal				
7	132-0112	1	*#Gasket, Cover				
8	132-0113	6	*#Screw, Cover				
9	132-0138	1	Screw, Cap - Used on Early Style Pumps				

\* - Parts Included in 132-0241 Repair Kit.  
# - Parts Included in 132-0240 Repair Kit.

**NOTE:** This pump used on sets with optional heat exchanger.

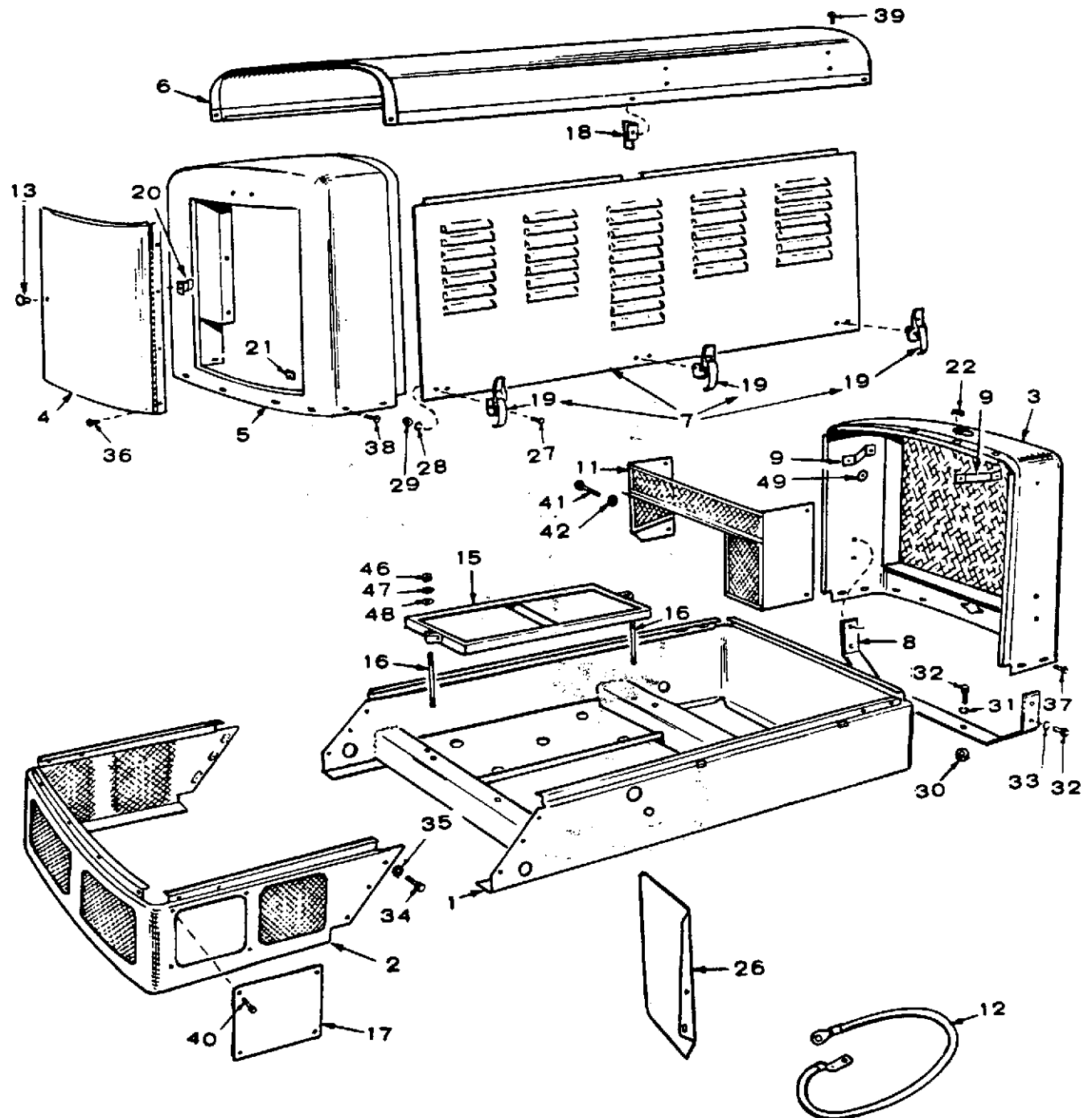
# Engine Coolant Heater - Optional



REF NO.	PART NO.	QTY USED	PART DESCRIPTION
1	333-0054	1	Heater, Water Jacket
2	130-0755	1	Bracket, Heater
3	503-0565	1	Hose (5/8" ID x 20" Lg)
4	503-0566	1	Hose (5/8" ID x 18" Lg)

REF NO.	PART NO.	QTY USED	PART DESCRIPTION
5	503-0183	4	Clamp, Hose - Lower Heater
7	505-0135	1	Nipple, Half
8	505-0273	1	Nipple, Half
9	502-0075	1	Elbow, Street

# Housing and Chassis - Optional



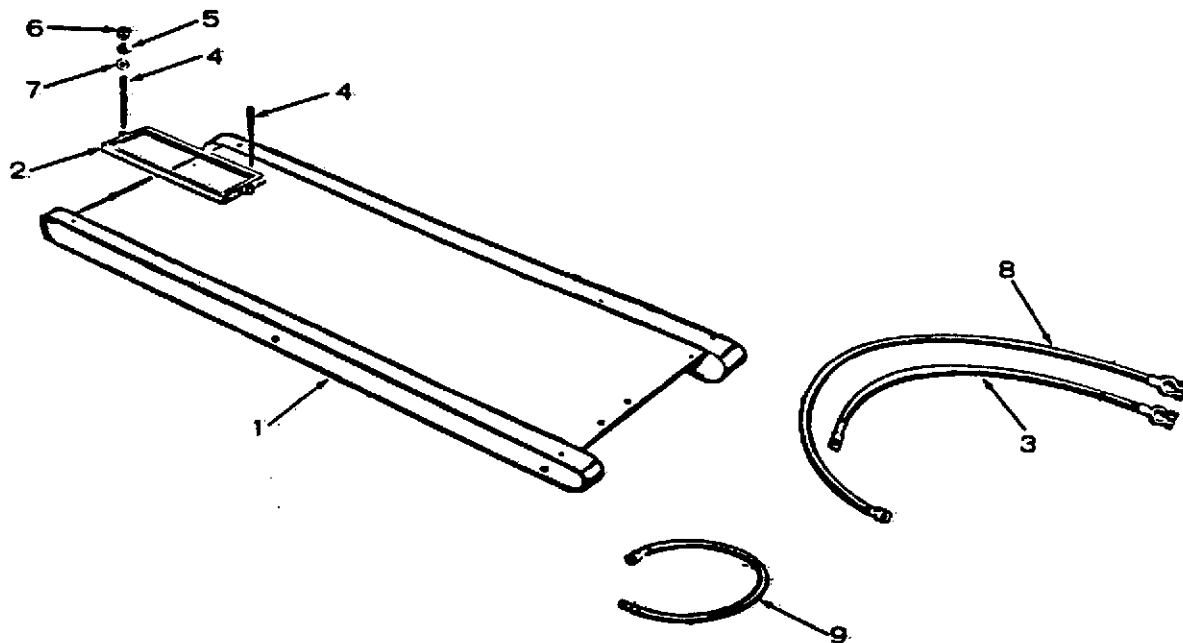
## Housing and Chassis - Optional

REF NO.	PART NO.	QTY USED	PART DESCRIPTION	REF NO.	PART NO.	QTY USED	PART DESCRIPTION
	405-2526	1	Housing Kit (Includes Parts Marked *)	30	862-0003	4	*Nut, Hex - Radiator Support (Housed Sets) (3/8-16)
1			Chassis, Mounting - Front Section	31	850-0050	2	*Washer, Lock - Radiator Support (Housed Sets) (3/8")
	403-0658	1	Spec A Only (No Longer Available)	32	800-0024	4	*Screw, Cap - Hex Head - Radiator Bracket to Radiator (5/16-18 x 1/2") Housed Sets
	403-0718	1	Begin Spec B				Washer, Lock - Radiator Bracket to Radiator (5/16) - Housed Sets
2	403-0477	1	*Chassis, Rear Section - Housed Sets	33	800-0045	4	*Screw, Cap - Hex Head - Rear Chassis to Front Chassis (3/8-16 x 5/8") - Housed Sets
3	405-1079	1	Panel, Front End (Radiator Grille)	34	800-0047	6	Washer, Lock Rear Chassis to Front Chassis (3/8) - Housed Sets
4	405-1080	1	*Panel, Rear Door - Housed Sets				*Screw, Machine - Pan Head - Control Door to Panel (Housed Sets) - (1/4 x 1/2")
5	405-1081	1	*Panel, Rear End (Does NOT Include Door) - Housed Sets	35	850-0050	6	Screw, Hex Washer Head - Self Locking (5/16-18 x 1/2")
6	405-1319	1	*Panel, Top - Housed Sets				* Front Panel to Chassis - Housed Sets
7	405-1084	2	*Housing, Side (Includes Fasteners) - Housed Sets	36	809-0059	4	* Rear Panel to Chassis - Housed Sets
8	130-0396	1	Support, Radiator Mounting				* Front and Rear Panel to Top Panel - Housed Sets
9	130-0397	2	Bracket, Radiator	40	800-0024	6	*Screw, Cap - Hex Head - Chassis Panel Door (5/16-18 x 1/2")
11	130-0623	1	Guard, Fan	41	800-0048	4	Screw, Cap - Hex Head - Fan Guard to Radiator (3/8-16 x 3/4") - Housed Sets
12	336-0476	1	Cable, Ground Strap (NOTE: Quantity of 2 for Unhoused Sets)	42	850-0050	4	*Washer, Lock - Fan Guard to Radiator (3/8) Housed Sets
13	406-0002	1	*Knob, Rear Door Panel - Housed Sets	46	862-0015	4	Nut, Hex - Battery Hold-down (5/16-18) - Housed Sets
15	416-0495	1	Frame, Battery Hold-down	47	526-0024	2	Washer, Flat - Battery Hold-down (21/64" ID x 3/4" OD x 1/16" Thk) - Housed Sets
16	520-0669	2	Stud, Battery Hold-down Frame	48	850-0045	4	Washer, Lock - Battery Hold-down (5/16) - Housed Sets
17	403-0373	1	*Panel, Chassis - Housed Sets	49	526-0013	16	Washer, Flat - Radiator Support Bracket (25/64" ID x 1" OD x 1/16" Thk)
18	405-1181	2	*Stop, Drive - Housing Side Panel - Housed Sets				
19	406-0105	6	Fastener, Side Panel - Housed Sets				
20	406-0088	1	*Catch, Rear Door Panel - Housed Sets				
21	870-0106	4	*Nut, Speed - Rear Door Panel Mounting - Housed Sets				
22	870-0113	18	*Nut, Retaining (12) Rear End Panel to Housing Top - Housed Sets				
26	155-0848	1	Shield, Muffler Heat				
27	813-0098	12	Screw, Cap - Hex Head - Housing Hold-Down (Housed Sets) (10-32 x 3/8")				
28	850-0030	12	Washer, Lock - Housing Hold-down (Housed Sets) (#10)				
29	870-0053	12	Nut, Hex - Housing Hold-down (10-32)				

\* - Parts Included in 405-2526 Housing Kit.

NOTE: Parts in this group are for Parts Key 1,2 both housed and unhoused sets unless otherwise specified.

## Skid Base - Optional

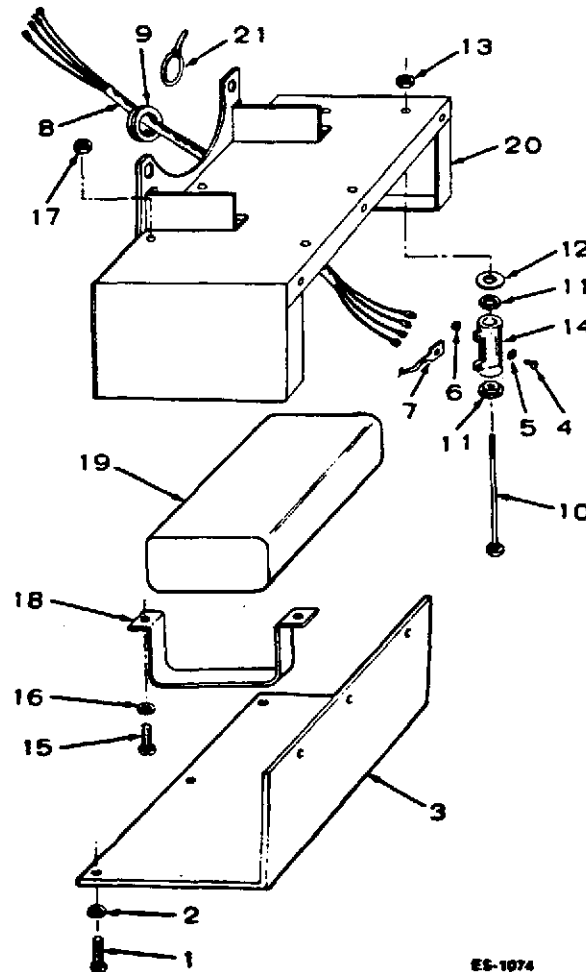


REF. NO.	PART NO.	QTY. USED	PART DESCRIPTION
	403-0792	1	Skid Base Assembly (Complete) - Includes Parts Marked *
1	403-0661	1	*Skid
2	416-0502	1	*Frame, Battery Hold-down
3	416-0133	1	*Cable Assembly, Battery
4	520-0490	2	*Stud, Battery Hold-down
5	850-0045	2	*Washer, Lock (5/16")

REF. NO.	PART NO.	QTY. USED	PART DESCRIPTION
6	862-0015	6	*Nut, Hex (5/16-18)
7	526-0115	2	*Washer, Flat (11/32" ID x 11/16" OD x 1/16" Thk)
8	416-0037	2	*Cable, Battery
9	336-0476	1	*Strap, Ground

\* - Parts Included in Skid Base Assembly 403-0792.

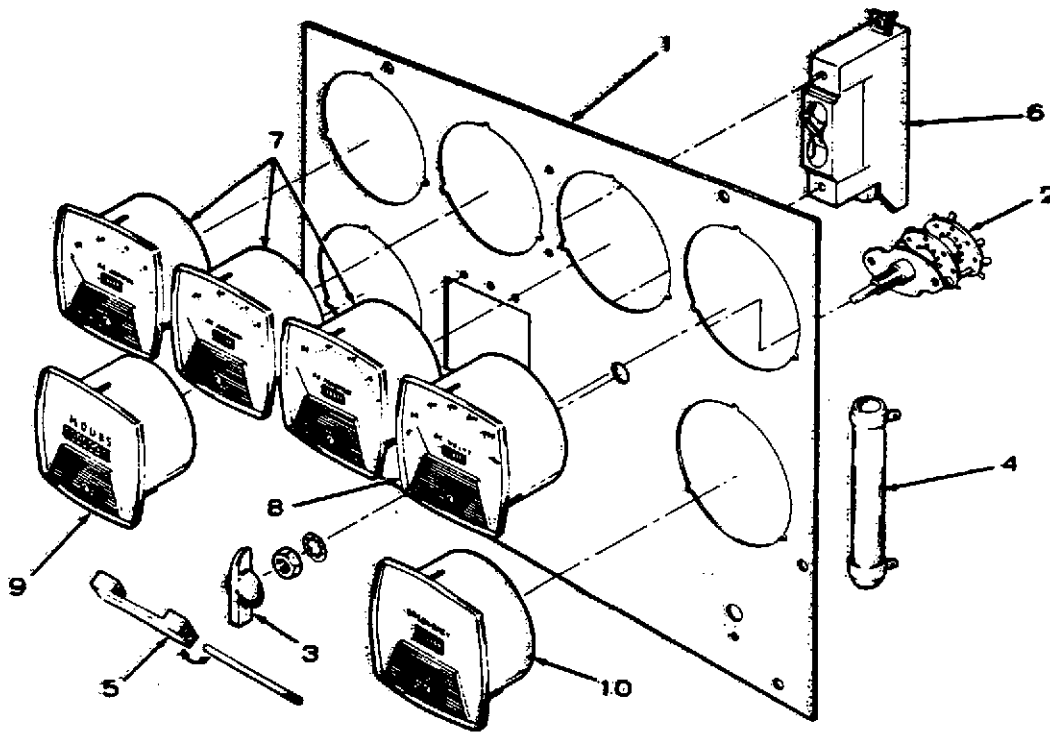
# Voltage Regulator Filter - Optional



ES-1074

REF NO.	PART NO.	QTY USED	PART DESCRIPTION	REF NO.	PART NO.	QTY USED	PART DESCRIPTION
1	813-0098	6	Screw, Round Head - Machine (#10-32 x 3/8")	11	304-0015	4	Washer, Centering
2	850-0030	6	Washer, Lock - Spring (#10)	12	304-0292	2	Insulator, Resistor
3	232-2463	1	Cover, Housing	13	870-0053	2	Nut, Hex (#10-32)
4	815-0001	4	Screw, Binding Head - Machine Brass (#6-32 x 1/4")	14	304-0120	2	Resistor, Fixed (2 Ohm, 25 Watt)
5	853-0003	4	Washer, Lock - ET (#6)	15	812-0079	4	Screw, Round Head - Machine (#8-32 x 1/2")
6	860-0006	4	Nut, Hex (#6-32)	16	850-0025	4	Washer, Lock (#8)
7	332-1279	4	Terminal, Lug	17	860-0008	4	Nut, Hex (#8-32)
8	338-1165	1	Harness, Wiring	18	312-0198	2	Bracket, Mounting - Capacitor
9	508-0071	1	Grommet, Rubber	19	312-0197	1	Capacitor
10	813-0112	2	Screw, Round Head - Machine (#10-32 x 2-1/2")	20	232-2462	1	Housing, Filter
				21	332-0942	2	Tie, Cable

## AC Meter Panel - Optional



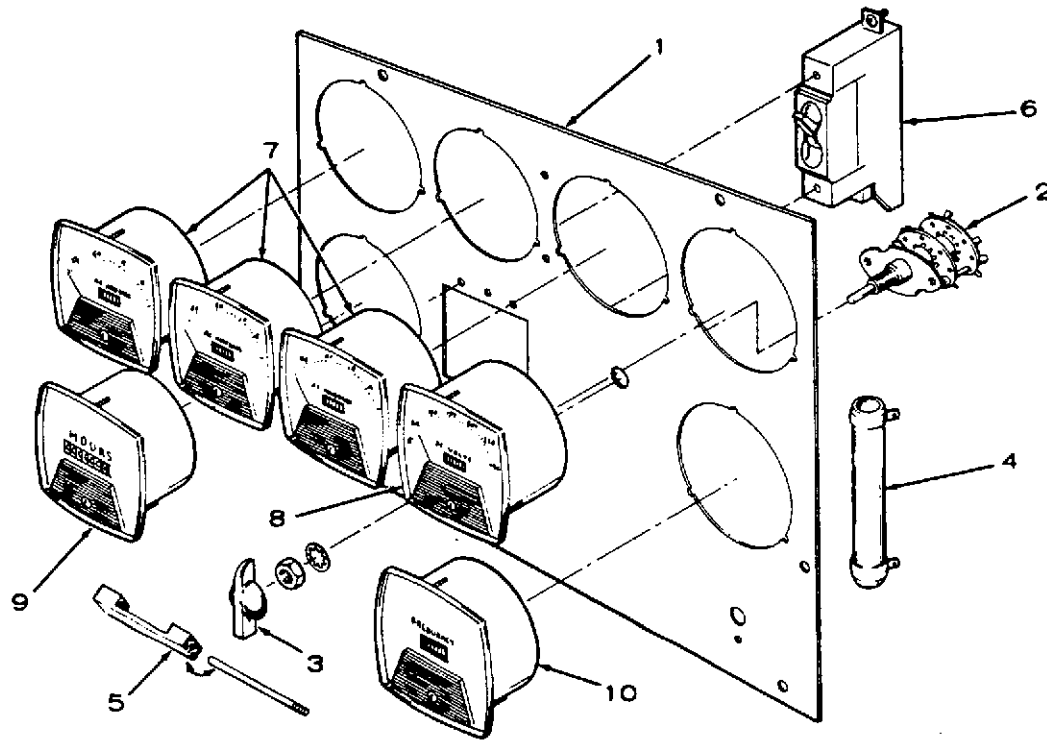
98C-1115

# AC Meter Panel - Optional

REF NO.	PART NO.	QTY USED	PART DESCRIPTION	REF NO.	PART NO.	QTY USED	PART DESCRIPTION
1			Panel, Meter				Panels with 6 Meters
			Panels with 3 Meters				(Ammeters (3), Voltmeter, Frequency Meter, Running Time Meter)
	301-1554	1	1R, 120 Volt, 1 Phase, 2 Wire, 60 Hertz - 51R, 120 Volt, 1 Phase, 2 Wire, 50 Hertz	301-2204	1		4R, 54R, 120/208 Volt, 3 Phase, 4 Wire, 50, 60 Hertz - 5DR, 55DR, 120/240 Volt, 3 Phase, 4 Wire, 50, 60 Hertz - 8R, 58R, 127/220 Volt, 3 Phase, 4 Wire, 50, 60 Hertz
	301-1602	1	4XR8, 277/480 Volt, 3 Phase, 4 Wire, 60 Hertz				4XR, 277/480 Volt, 3 Phase, 4 Wire, 50, 60 Hertz - 57R, 220/380 Volt, 3 Phase, 4 Wire, 50, 60 Hertz
	301-3583	1	4XR, 277/480 Volt, 3 Phase, 4 Wire, 60 Hertz Note: This Panel has Opening for Wattmeter Number 302-0883)	301-2308	1		9XR, 347/600 Volt, 3 Phase, 4 Wire, 50, 60 Hertz - 99R, 347/600 Volt, 3 Phase, 4 Wire, 60 Hertz
			Panels with 4 Meters	301-2397	1		18R, 120/208 Volt, 3 Phase, 4 Wire, 60 Hertz - 7R, 120/240 Volt, 1 Phase, 3 Wire, 60 Hertz
			(Ammeter, Voltmeter, Running Time Meter and Frequency Meter)				Switch, Voltage Selector - Three Phase Sets
	301-1551	1	3R, 53R - 120/240 Volt, 1 Phase, 3 Wire, 50, 60 Hertz (Note: This Panel Uses 2 Ammeters, 1 Voltmeter and 1 Running Time Meter)	301-3732	1		Knob, Voltage Selector Switch - Three Phase Sets
	301-1641	1	2R, 52R, 240 Volt, 1 Phase, 2 Wire, 50, 60 Hertz	2 308-0012	1		Resistor, Fixed (9,000 Ohm, 50 Watt) Running Time Meter - 600 Volt Sets
			Panels with 5 Meters (Ammeter (3), Voltmeter, Running Time Meter)	3 303-0076	1		Bar, Circuit Breaker Tie
				4 304-0536	1		Sets With 3 Circuit Breakers
	301-2288	1	3R, 120/240 Volt, 1 Phase, 3 Wire, 60 Hertz - 53R, 120/240 Volt, 1 Phase, 3 Wire, 50 Hertz Note: This Panel uses 1 Frequency Meter, 2 Ammeters, 1 Voltmeter and 1 Running Time Meter)	5			Sets With 2 Circuit Breakers
				320-0187	1		
				320-0202	1		
	301-2330	1	4XR, 277/480 Volt, 3 Phase, 4 Wire, 60 Hertz				
	301-2372	1	9XR, 347/600 Volt, 3 Phase, 4 Wire, 50, 60 Hertz				
	301-2453	1	3R, 120/240 Volt, 1 Phase, 3 Wire, 60 Hertz - 4R, 120/208 Volt, 3 Phase, 4 Wire, 60 Hertz - 4XR, 277/480 Volt, 3 Phase, 4 Wire, 60 Hertz (Note: This Panel can also use 2 Ammeters, 1 Voltmeter, 1 Running Time Meter and 1 Frequency Meter - Pennsylvania Approved Sets)				



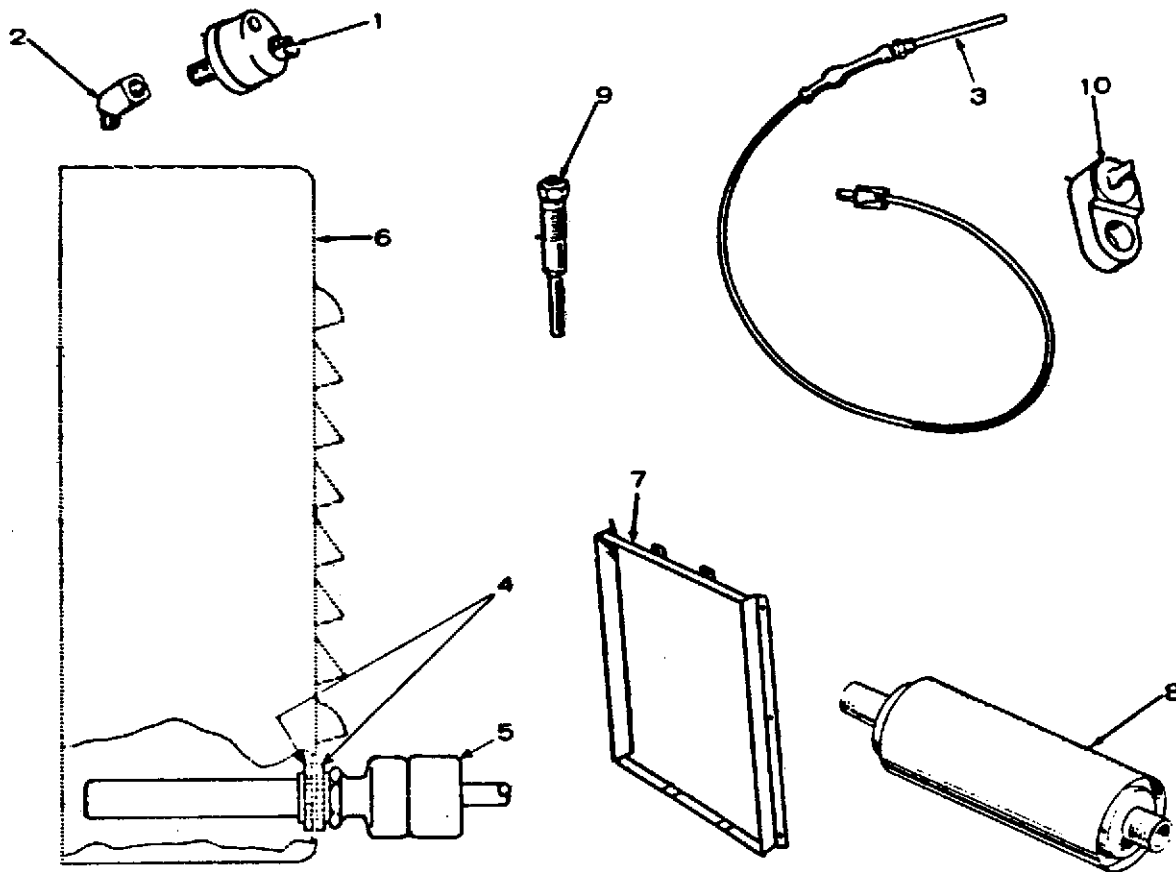
## AC Meter Panel - Optional



# AC Meter Panel - Optional

REF NO.	PART NO.	QTY USED	PART DESCRIPTION	REF NO.	PART NO.	QTY USED	PART DESCRIPTION
6			Breaker, Circuit (Check Original Part - Select According to Amperage and Voltage)	8			Voltmeter, AC (Check Scale - Select Accordingly)
320-0153	1		40 Amp, 240 Volt (Single Pole)	302-0421	1		Scale Reads 0-300
320-0198	1		45 Amp, 240 Volt (Single Pole)	302-0422	1		Scale Reads 0-600
320-0052	1		50 Amp, 240 Volt (Single Pole)	302-0423	1		Scale Reads 0-750
320-0195	1		55 Amp, 240 Volt (Single Pole)	9			Meter, Running Time (Check Meter Face for Part Number)
320-0021	1		60 Amp, 240 Volt (Single Pole)	302-0465	1		120 Volt, 60 Hertz
320-0366	1		65 Amp, 240 Volt (Single Pole)	302-0466	1		220 Volt, 60 Hertz
320-0148	1		70 Amp, 240 Volt (Single Pole)	302-0467	1		480 Volt, 60 Hertz
320-0367	1		75 Amp, 240 Volt (Single Pole)	302-0468	1		120 Volt, 50 Hertz
320-0251	1		100 Amp, 240 Volt (Single Pole)	302-0469	1		220 Volt, 50 Hertz
320-0486	1		20 Amp, 480 Volt (3 Pole Companion)	302-0470	1		480 Volt, 50 Hertz
320-0487	1		25 Amp, 480 Volt (3 Pole Companion)	10			Meter, Frequency - Optional (Check Meter Face for Part Number)
320-0488	1		30 Amp, 480 Volt (3 Pole Companion)	302-0213	1		100 through 150 Volt, 60 Hertz
320-0514	1		15 Amp, 600 Volt (3 Pole Companion)	302-0221	1		200 through 250 Volt, 60 Hertz
320-0459	1		20 Amp, 600 Volt (3 Pole Companion)	302-0716	1		480 Volt, 60 Hertz
7			Ammeter, AC (Check Scale - Select Accordingly)	302-0717	1		600 Volt, 60 Hertz
302-0460	1		Scale Reads 0-20	302-0234	1		100 through 150 Volt, 50 Hertz
302-0418	1		Scale Reads 0-30	302-0256	1		200 through 250 Volt, 50 Hertz
302-0444	1		Scale Reads 0-35	302-0825	1		480 Volt, 50 Hertz
302-0419	1		Scale Reads 0-50	302-0788	1		600 Volt, 50 Hertz
302-0458	1		Scale Reads 0-80				

## Miscellaneous Optional Parts



REF NO.	PART NO.	QTY USED	PART DESCRIPTION	REF NO.	PART NO.	QTY USED	PART DESCRIPTION
1	309-0169	1	Switch, Low Oil Pressure	7	405-1157	1	Flange, Air Duct Adapter
	309-0064	1	Closes at 14 lbs. Pressure	8	155-0360	1	Muffler, Critical Type
2	502-0053	1	Closes at 9 lbs. Pressure	9	110-1282	1	Bolt, Lo Engine Temperature Switch (Special)
		1	Elbow (45°) Low Oil Pressure	10	309-0269	1	Switch, Lo Engine Temperature
3	102-0558	1	Cut Off Switch - Spec A & B				(Install under cylinder head bolt in center of engine)
4	331-0041	2	Heater, Oil Base				
5	333-0157	1	Nut, Lock (1/2") Begin Spec AA				
6		1	Heater, Generator Space				
			Cover, End Bell (Sets With Generator Heater)				
	234-0541	1	Housed Sets				
	234-0542	1	Sets Without Overspeed Switch				
	234-0543	1	Sets With Overspeed Switch				

# Numerical Index

Part No.	Page	Part No.	Page	Part No.	Page	Part No.	Page
98-1807	47	105-0275	13	112-0172-10	12	122-0182	17
101-0337	9	105-0465	13	112-0172-20	12	122-0185	17
101-0342	9	110-0445	21	112-0172-30	12	122-0188	17
101-0359	9	110-0445	34	112-0174	12	122-0193	17
101-0359-02	9	110-0707	31	112-0174	50	123-0191	9
101-0359-10	9	110-0858	5	112-0174-10	12	123-0645	9
101-0359-20	9	110-0859	5	112-0174-10	50	123-0649	9
101-0359-30	9	110-0879	15	112-0174-20	12	123-0667	9
101-0361	9	110-1211	5	112-0174-20	50	123-0698	9
101-0361-02	9	110-1214	5	112-0174-30	12	123-0732	21
101-0361-10	9	110-1214-02	5	112-0174-30	50	123-0787	9
101-0361-20	9	110-1214-05	5	113-0107	12	123-0865	9
101-0361-30	9	110-1214-10	5	113-0107-10	12	123-1283	9
101-0363	9	110-1214-25	5	113-0107-20	12	130-0343	31
101-0364	9	110-1215	5	113-0107-30	12	130-0396	71
101-0365	9	110-1215-02	5	114-0163	12	130-0397	71
101-0386	9	110-1215-05	5	114-0164	12	130-0510	33
102-0475	9	110-1215-10	5	114-0164-02	12	130-0519	67
102-0476	9	110-1215-25	5	114-0164-10	12	130-0533	33
102-0558	78	110-1218	5	114-0164-20	12	130-0553	31
103-0218	15	110-1219	5	114-0164-30	12	130-0556	31
103-0228	15	110-1220	5	114-0170	12	130-0557	31
103-0228	52	110-1221	5	115-0127	5	130-0560	31
103-0231	52	110-1225	5	115-0128	5	130-0569	31
103-0251	15	110-1282	78	115-0129	5	130-0575	67
103-0277	15	110-1286	5	115-0130	5	130-0587	67
103-0278	15	110-1287	5	115-0132	9	130-0589	67
103-0279	52	110-1287-02	5	115-0134	5	130-0590	67
103-0302	15	110-1287-05	5	115-0150	5	130-0591	67
104-0091	16	110-1287-10	5	115-0150	14	130-0592	31
104-0416	14	110-1287-25	5	115-0152	5	130-0623	71
104-0418	14	110-1312	5	115-0154	5	130-0624	67
104-0420	9	110-1343	5	115-0179	5	130-0633	33
104-0423	14	110-1347	5	115-0195	9	130-0646	67
104-0429	14	110-1361	9	115-0196	5	130-0680	31
104-0460	14	110-1392	5	120-0539	17	130-0692	67
104-0477	51	110-1392-01	5	120-0547	17	130-0729	67
104-0510	14	110-1399	5	120-0555	17	130-0730	67
104-0543	14	110-1408	9	120-0562	17	130-0731	67
104-0547	14	110-1416	5	120-0575	17	130-0732	67
104-0549	14	110-1432	5	120-0580	17	130-0755	69
104-0556	14	110-1482	5	120-0585	9	130-0813	33
104-0566	51	110-1483	5	120-0586	9	130-0813	67
104-0594	14	110-1501	5	120-0601	17	130-0892	67
104-0957	14	110-1501-01	5	120-0602	17	130-0920	67
104-0957	67	110-1626	5	120-0606	17	130-1340	67
104-1362	14	110-2879	5	120-0626	5	131-0130	67
105-0205	13	112-0085	12	120-0628	5	131-0137	31
105-0218	13	112-0086	12	120-0635	17	131-0138	31
105-0240	13	112-0172	12	120-0641	17	131-0139	31

# Numerical Index

Part No.	Page	Part No.	Page	Part No.	Page	Part No.	Page
131-0140	31	140-0921	21	141-0748	61	143-0214	58
131-0186	31	140-0933	21	141-0757	57	143-0215	22
132-0072	31	140-1212	63	141-0757	58	143-0215	58
132-0080	67	141-0077	23	141-0758	21	143-0231	57
132-0091	68	141-0077	61	141-0758	57	143-0234	22
132-0092	68	141-0241	58	141-0758	58	143-0234	58
132-0101	68	141-0281	21	141-0759	22	143-0235	22
132-0105	31	141-0281	22	141-0771	61	143-0235	58
132-0110	67	141-0281	23	141-0793	23	143-0237	22
132-0110	68	141-0281	58	141-0793	61	143-0237	58
132-0112	68	141-0281	61	141-0798	23	143-0241	22
132-0113	68	141-0661	23	141-0799	23	143-0315	22
132-0114	68	141-0661	61	141-0799	61	143-0316	58
132-0132	68	141-0679	23	141-0811	23	143-0341	22
132-0137	68	141-0679	61	141-0811	61	143-0341	58
132-0138	68	141-0685	23	141-0830	61	145-0308	58
132-0139	68	141-0698	23	141-0860	23	148-0107	57
132-0140	68	141-0698	61	141-0876	21	148-0311	57
132-0141	68	141-0700	23	141-0886	57	148-0519	57
132-0224	68	141-0700	61	141-0886	61	148-0546	57
132-0225	68	141-0701	23	141-0889	57	148-0547	57
132-0239	68	141-0701	61	141-0889	61	148-0551	57
132-0240	68	141-0702	23	143-0015	22	148-0552	57
132-0241	68	141-0702	61	143-0015	58	148-0589	58
132-0250	31	141-0703	22	143-0077	22	148-0590	58
132-0252	67	141-0703	23	143-0077	58	148-0667	57
132-0323	31	141-0703	61	143-0105	22	148-0714	57
133-0183	24	141-0705	23	143-0105	58	149-0116	21
134-1401	14	141-0705	61	143-0110	22	149-0463	21
140-0500	63	141-0708	23	143-0110	58	149-0517	21
140-0519	63	141-0708	61	143-0112	22	149-0638	57
140-0584	21	141-0710	23	143-0112	58	149-0792	21
140-0584	63	141-0710	61	143-0114	22	149-1006	21
140-0585	21	141-0711	23	143-0114	58	149-1016	21
140-0594	21	141-0711	61	143-0201	22	149-1048	21
140-0595	21	141-0712	23	143-0202	22	149-1099	21
140-0636	21	141-0712	61	143-0202	58	149-1168	21
140-0647	21	141-0713	23	143-0204	22	149-1169	21
140-0677	63	141-0713	61	143-0204	58	149-1307	21
140-0782	24	141-0733	61	143-0207	22	149-1787	21
140-0784	24	141-0734	61	143-0208	22	150-0075	13
140-0786	24	141-0735	23	143-0208	58	150-0078	13
140-0787	24	141-0735	61	143-0209	22	150-0773	13
140-0790	24	141-0736	61	143-0209	58	150-0777	15
140-0791	24	141-0737	61	143-0210	22	150-0810	16
140-0798	63	141-0738	61	143-0210	58	150-0823	16
140-0808	24	141-0739	61	143-0212	58	150-0836	15
140-0895	24	141-0747	23	143-0213	22	150-0838	15
140-0903	24	141-0747	61	143-0213	58	150-0841	16
140-0904	24	141-0748	23	143-0214	22	150-0857	13

# Numerical Index

Part No.	Page	Part No.	Page	Part No.	Page	Part No.	Page
150-0859	13	155-0360	78	166-0611	27	193-0246	33
150-0862	16	155-0456	34	166-0612	27	193-0271	17
150-0863	16	155-0493	34	167-0237	25	193-0272	43
150-0900	15	155-0806	34	167-0241	25	201-1121	35
150-0901	15	155-0848	71	167-1502	25	201-1122	35
150-0902	16	159-0121	62	167-1618	25	201-2151	41
150-0956	64	159-0294	62	168-0099	47	201-2157	41
150-0958	64	159-0523	62	191-0311	28	201-2158	41
150-0974	16	159-0639	21	191-0324	28	204-0061	35
150-1069	16	159-0640	21	191-0324	29	205-0064	35
150-1081	16	159-0642	21	191-0342	49	205-0105	41
150-1082	16	159-0705	62	191-0342	53	209-0001	37
150-1085	16	159-0744	21	191-0354	49	209-0002	37
150-1091	15	159-0746	62	191-0354	53	209-0003	37
150-1103	16	159-0751	21	191-0365	28	209-0005	37
150-1105	16	159-0759	62	191-0395	25	209-0007	37
150-1154	15	159-0761	62	191-0432	29	209-0008	37
150-1155	15	159-0825	62	191-0433	29	209-0010	37
150-1158	15	159-0826	62	191-0434	29	209-0011	37
150-1160	15	160-0382	25	191-0453	49	209-0012	37
150-1446	64	160-0558	25	191-0453	53	209-0013	37
150-1661	64	160-0707	25	191-0457	49	211-0146	35
150-1842	13	160-0711	25	191-0457	53	211-0237	41
153-0324	18	160-0719	25	191-0468	29	212-1064	35
153-0325	18	160-0720	25	191-0497	29	214-0059	35
153-0385	18	160-0721	25	191-0512	28	220-0732	35
153-0386	18	160-0773	25	191-0712	29	220-0736	35
153-0387	18	160-0774	25	191-1020	29	220-0884	35
153-0389	18	160-0806	25	191-1023	29	220-2009	41
153-0390	18	160-0886	25	191-1024	29	220-2017	41
153-0391	18	160-0891	25	191-1025	29	220-2018	41
153-0392	18	166-0061	27	191-1027	29	220-2026	41
153-0395	18	166-0234	27	191-1028	29	220-2042	41
153-0399	18	166-0235	27	191-1029	29	220-2043	41
153-0400	18	166-0245	27	191-1030	29	220-2051	41
153-0422	18	166-0278	25	191-1031	29	220-2285	41
153-0425	18	166-0279	25	191-1032	29	220-2286	41
153-0430	18	166-0286	25	191-1134	29	231-0096	35
154-0714	34	166-0297	27	191-1263	29	231-0112	35
154-0723	67	166-0302	13	192-0004	14	231-0171	41
154-0733	21	166-0303	27	193-0104	31	232-0200	35
154-0733	57	166-0308	27	193-0104	33	232-0200	41
154-0733	61	166-0309	25	193-0104	67	232-0596	35
154-0738	34	166-0309	27	193-0106	43	232-1473	39
154-0749	21	166-0310	27	193-0107	43	232-1474	39
154-1057	33	166-0606	27	193-0108	17	232-1548	39
154-1057	34	166-0607	27	193-0243	43	232-1550	39
154-1057	67	166-0608	27	193-0244	17	232-1551	37
154-1665	34	166-0609	27	193-0245	43	232-1552	37
154-2124	33	166-0610	27	193-0246	31	232-1553	37

# Numerical Index

Part No.	Page	Part No.	Page	Part No.	Page	Part No.	Page
232-1565	35	301-3252	43	304-0500	35	309-0160	33
232-1608	37	301-3583	75	304-0500	41	309-0169	78
232-2398	41	301-3682	45	304-0510	39	309-0178	33
232-2399	41	301-3715	45	304-0511	39	309-0178	67
232-2418	41	301-3716	45	304-0512	37	309-0179	31
232-2462	73	301-3719	46	304-0527	39	309-0181	24
232-2463	73	301-3720	45	304-0534	41	309-0269	78
234-0153	37	301-3732	75	304-0536	75	312-0058	25
234-0154	37	302-0213	77	305-0238	37	312-0058	45
234-0162	35	302-0221	77	305-0238	39	312-0197	73
234-0185	37	302-0234	77	305-0239	37	312-0198	73
234-0185	41	302-0256	77	305-0240	37	314-0006	25
234-0188	37	302-0418	77	305-0254	43	315-0084	37
234-0191	37	302-0419	77	305-0259	37	315-0085	39
234-0199	35	302-0421	43	305-0264	37	315-0099	37
234-0223	64	302-0421	77	305-0387	37	315-0100	39
234-0462	41	302-0422	43	305-0388	37	315-0102	37
234-0492	41	302-0422	77	305-0583	43	315-0104	37
234-0498	41	302-0423	43	305-0583	46	315-0105	39
234-0498	64	302-0423	77	305-0673	43	315-0386	46
234-0541	78	302-0444	77	307-0052	43	315-0391	46
234-0542	78	302-0458	77	307-0388	43	320-0021	77
234-0543	78	302-0460	77	307-0514	43	320-0052	77
300-1404	46	302-0465	43	307-0565	21	320-0104	43
300-1540	46	302-0465	77	307-0565	62	320-0148	77
301-0856	45	302-0466	77	307-0584	39	320-0153	77
301-1195	43	302-0467	77	307-0597	43	320-0187	75
301-1551	75	302-0468	43	307-0615	57	320-0195	77
301-1554	75	302-0468	77	307-0643	39	320-0198	77
301-1602	75	302-0469	77	307-0655	43	320-0202	75
301-1641	75	302-0470	77	307-0778	43	320-0251	77
301-1685	43	302-0716	77	307-0819	43	320-0259	43
301-1788	48	302-0717	77	307-0833	33	320-0366	77
301-1914	43	302-0788	77	307-1203	18	320-0367	77
301-2019	43	302-0825	77	308-0002	43	320-0459	77
301-2019	48	302-1366	43	308-0005	48	320-0486	77
301-2106	43	302-2125	43	308-0012	75	320-0487	77
301-2115	43	303-0032	45	308-0138	43	320-0488	77
301-2124	43	303-0076	75	308-0175	39	320-0505	45
301-2204	75	303-0197	45	309-0054	31	320-0514	77
301-2288	75	304-0006	35	309-0064	78	322-0004	43
301-2308	75	304-0006	41	309-0081	33	322-0069	43
301-2330	75	304-0015	39	309-0081	67	322-0072	43
301-2372	75	304-0015	73	309-0130	33	323-0321	43
301-2393	43	304-0120	73	309-0130	67	323-0760	45
301-2397	75	304-0192	43	309-0134	25	331-0041	78
301-2453	75	304-0292	73	309-0140	25	332-0050	39
301-2727	45	304-0476	37	309-0145	31	332-0052	25
301-2895	48	304-0489	39	309-0145	33	332-0052	39
301-3241	45	304-0498	37	309-0145	67	332-0052	43



# Numerical Index

Part No.	Page	Part No.	Page	Part No.	Page	Part No.	Page
332-0513	43	402-0046	9	502-0037	17	503-0446	67
332-0529	57	402-0078	43	502-0037	33	503-0463	67
332-0607	43	402-0251	9	502-0037	67	503-0478	33
332-0608	43	402-0282	9	502-0043	31	503-0507	24
332-0611	43	402-0285	9	502-0049	67	503-0565	69
332-0642	43	402-0286	9	502-0053	62	503-0566	69
332-0697	37	402-0287	9	502-0053	78	503-0586	57
332-0698	37	402-0290	9	502-0058	17	503-0679	67
332-0699	37	402-0361	7	502-0065	21	503-1025	57
332-0700	37	402-0362	7	502-0074	33	504-0003	31
332-0738	37	403-0373	71	502-0074	67	504-0004	21
332-0745	37	403-0477	71	502-0075	69	504-0006	67
332-0746	37	403-0620	7	502-0080	33	504-0007	57
332-0750	43	403-0658	71	502-0080	67	504-0011	9
332-0795	48	403-0661	72	502-0082	21	504-0019	33
332-0862	48	403-0690	7	502-0082	62	504-0020	33
332-0876	18	403-0718	71	502-0094	17	505-0002	9
332-0881	57	403-0792	72	502-0097	17	505-0008	58
332-0925	37	403-0826	7	502-0097	33	505-0008	63
332-0942	73	403-0890	7	502-0103	33	505-0011	57
332-0943	43	405-1079	71	502-0103	67	505-0016	33
332-1005	43	405-1080	71	502-0153	11	505-0016	67
332-1006	43	405-1081	71	502-0155	67	505-0017	57
332-1009	43	405-1084	71	502-0237	33	505-0018	57
332-1043	43	405-1157	78	502-0237	67	505-0019	31
332-1279	73	405-1181	71	502-0239	33	505-0022	57
332-1655	46	405-1319	71	502-0242	17	505-0027	11
333-0054	69	405-2526	71	502-0247	33	505-0032	34
333-0157	78	406-0002	71	502-0274	17	505-0039	33
336-0476	71	406-0088	71	502-0300	67	505-0039	57
336-0476	72	406-0105	71	502-0302	67	505-0039	67
336-1199	49	416-0021	28	503-0004	24	505-0056	9
336-1199	53	416-0037	72	503-0032	57	505-0057	17
336-1549	18	416-0096	43	503-0129	31	505-0057	21
336-1550	18	416-0133	28	503-0159	57	505-0057	57
336-1844	57	416-0133	72	503-0171	21	505-0057	62
337-0036	43	416-0495	71	503-0183	33	505-0060	33
337-0044	43	416-0502	72	503-0183	57	505-0060	57
338-0332	18	501-0004	62	503-0183	67	505-0060	67
338-0338	43	501-0005	62	503-0183	69	505-0071	11
338-0762	46	501-0007	62	503-0197	9	505-0076	57
338-0763	43	501-0008	62	503-0204	31	505-0100	9
338-0768	46	501-0015	21	503-0274	63	505-0101	33
338-0768	64	502-0002	21	503-0285	67	505-0101	57
338-0936	43	502-0003	21	503-0316	9	505-0101	67
338-1165	73	502-0019	17	503-0394	33	505-0110	31
358-0069	41	502-0020	57	503-0400	31	505-0110	33
358-0070	41	502-0020	62	503-0416	21	505-0110	57
402-0036	9	502-0030	17	503-0444	63	505-0110	67
402-0038	9	502-0036	31	503-0446	57	505-0120	57



# Numerical Index

Part No.	Page	Part No.	Page	Part No.	Page	Part No.	Page
505-0128	57	515-0001	14	522-0211	47	800-0026	11
505-0135	33	515-0006	14	522-0236	47	800-0026	15
505-0135	57	515-0006	35	525-0137	47	800-0027	21
505-0135	67	515-0006	41	525-0305	47	800-0027	31
505-0135	69	515-0094	41	526-0003	39	800-0028	15
505-0224	33	515-0103	41	526-0008	18	800-0028	17
505-0224	67	515-0153	14	526-0008	41	800-0030	7
505-0266	11	515-0249	67	526-0013	71	800-0030	17
505-0266	33	516-0036	16	526-0014	9	800-0030	31
505-0266	67	516-0072	9	526-0018	18	800-0031	31
505-0273	69	516-0111	15	526-0022	18	800-0038	7
505-0274	17	516-0138	35	526-0022	33	800-0039	62
505-0274	33	516-0141	9	526-0024	71	800-0045	71
505-0376	33	516-0149	9	526-0026	25	800-0046	28
505-0376	67	517-0015	45	526-0035	11	800-0047	71
505-0402	33	517-0041	33	526-0035	31	800-0048	71
505-0402	67	517-0053	9	526-0048	39	800-0050	35
505-0449	11	517-0059	9	526-0049	39	800-0051	28
505-0475	33	517-0059	33	526-0065	21	800-0051	35
505-0475	67	517-0096	9	526-0065	31	800-0052	25
508-0008	39	517-0097	9	526-0066	31	800-0052	28
508-0017	45	518-0129	15	526-0100	7	800-0052	34
508-0063	43	518-0129	18	526-0115	15	800-0054	28
508-0071	73	518-0188	14	526-0115	72	800-0057	31
508-0095	35	518-0195	13	526-0116	16	800-0058	31
508-0095	41	518-0196	49	526-0130	7	800-0064	31
508-0112	35	518-0196	53	526-0173	39	800-0072	11
508-0112	41	518-0205	24	526-0174	5	800-0081	11
508-0183	43	518-0210	31	526-0175	49	800-0082	11
509-0018	25	518-0216	27	526-0175	53	800-0094	7
509-0086	9	520-0143	33	526-0179	39	800-0500	14
509-0087	15	520-0211	37	526-0185	14	800-0501	5
509-0088	15	520-0338	5	526-0187	14	801-0054	14
509-0090	5	520-0347	25	526-0195	9	803-0062	67
509-0093	49	520-0490	72	526-0198	9	805-0012	12
509-0093	53	520-0526	21	526-0199	11	805-0019	9
509-0094	41	520-0608	5	526-0260	41	809-0059	71
509-0096	27	520-0613	35	800-0003	63	811-0098	39
510-0025	31	520-0615	35	800-0004	41	811-0098	41
510-0043	15	520-0620	35	800-0004	67	812-0014	22
510-0046	13	520-0621	21	800-0005	67	812-0014	58
510-0047	35	520-0638	35	800-0007	62	812-0061	46
510-0048	15	520-0640	35	800-0007	63	812-0063	46
510-0082	15	520-0641	39	800-0013	37	812-0070	46
510-0112	41	520-0650	11	800-0015	37	812-0076	18
511-0066	31	520-0669	71	800-0015	63	812-0079	73
511-0067	67	520-0789	41	800-0024	71	812-0116	39
512-0039	31	520-0790	41	800-0025	7	812-0150	41
512-0134	67	520-0797	41	800-0025	17	812-0156	39
515-0001	13	520-0798	41	800-0025	25	812-0165	41

# Numerical Index

Part No.	Page	Part No.	Page	Part No.	Page	Part No.	Page
812-0167	41	850-0045	72	870-0053	71		
812-0167	64	850-0050	25	870-0053	73		
812-0168	21	850-0050	28	870-0106	71		
813-0098	39	850-0050	34	870-0113	71		
813-0098	41	850-0050	35	870-0130	16		
813-0098	71	850-0050	41	870-0131	16		
813-0098	73	850-0050	71	870-0131	41		
813-0100	41	850-0055	11	870-0133	16		
813-0100	64	850-0055	14	870-0134	18		
813-0101	39	850-0055	35	870-0177	35		
813-0107	18	850-0055	41	870-0183	46		
813-0108	21	850-0060	31	870-0188	16		
813-0112	39	853-0003	46	870-0195	24		
813-0112	73	853-0003	73	870-0196	37		
815-0001	39	853-0005	39	870-0203	35		
815-0001	73	853-0008	25	870-0203	41		
815-0161	18	853-0008	41	870-0284	41		
815-0176	15	853-0013	41	871-0007	39		
815-0190	39	854-0007	18	871-0010	39		
815-0194	41	854-0007	39	871-0010	41		
815-0198	39	854-0010	39				
815-0506	13	854-0014	39				
815-0562	7	854-0017	18				
816-0212	11	854-0017	21				
821-0010	21	856-0003	41				
821-0014	71	856-0010	28				
850-0025	73	860-0006	73				
850-0030	5	860-0008	39				
850-0030	18	860-0008	73				
850-0030	21	860-0011	39				
850-0030	39	862-0001	39				
850-0030	41	862-0001	62				
850-0030	64	862-0001	63				
850-0030	71	862-0003	16				
850-0030	73	862-0003	71				
850-0040	21	862-0004	11				
850-0040	39	862-0011	41				
850-0040	41	862-0015	7				
850-0040	62	862-0015	18				
850-0040	63	862-0015	35				
850-0040	67	862-0015	71				
850-0045	7	862-0015	72				
850-0045	11	864-0003	28				
850-0045	15	865-0011	25				
850-0045	17	865-0020	21				
850-0045	25	866-0001	35				
850-0045	31	868-0002	21				
850-0045	35	868-0004	64				
850-0045	62	869-0002	33				
850-0045	71	870-0053	39				