

The following catalog
has gaps in its page
numbers, or doesn't
have any numbers.
We have chosen to
leave the page
numbering in the
order that Acrobat
assigns it.


Onan

Parts Manual

RDJC

LRDJC

GenSet



Onan Service Parts

974-0221

RDJC (SPEC A-AD)

LRDJC (SPEC AA-AC)

1-800-**Cummins** **Power
Generation**

Redistribution or publication of this document
by any means, is strictly prohibited.

SPECIAL PARTS LIST FOR **MODEL** 12.5RDJC-53CR **SPEC** 1AA
 FOR STANDARD PARTS REFER TO **CATALOG** 974-0221 **KEY NO.** 1
 (PARTS CATALOG ALSO CONTAINS COMPONENTS FOR MAJOR OPTIONAL FEATURES LISTED BELOW)

WIRING DIAGRAM NO. (ENG)612-2730-01(AC)612-4814-09

PART NO.	QTY.	DESCRIPTION	PART NO.	QTY.	DESCRIPTION
Standard Model					
Note: Radiator Cooled					
303-0521	1	Backplate, Gearcase			
301-2019	1	Panel, Upper Control			

SPECIAL PARTS LIST FOR MODEL 12.5RDJC-518R SPEC 1AA
 FOR STANDARD PARTS REFER TO CATALOG 974-0221 KEY NO. 1
 (PARTS CATALOG ALSO CONTAINS COMPONENTS FOR MAJOR OPTIONAL FEATURES LISTED BELOW)
 WIRING DIAGRAM NO. (ENG)612-2730-01(AC)612-4814-10

PART NO.	QTY.	DESCRIPTION	PART NO.	QTY.	DESCRIPTION
Standard Model					
Note: Radiator Cooled					
103-0521	1	Backplate, Gearcase			
301-2019	1	Panel, Upper Control			

SPECIAL PARTS LIST FOR MODEL 12.5RDJC-53CR SPEC 1AB
 FOR STANDARD PARTS REFER TO CATALOG 974-0221 KEY NO. 1
 (PARTS CATALOG ALSO CONTAINS COMPONENTS FOR MAJOR OPTIONAL FEATURES LISTED BELOW)
 WIRING DIAGRAM NO. (ENG) 612-5488-01(AC) 612-5485-09

PART NO.	QTY.	DESCRIPTION	PART NO.	QTY.	DESCRIPTION
Standard Model					
Note: Radiator Cooled					
103-0521	1	Backplate, Gearcase			
320-0259	1	Limiter, Cranking			
301-2019	1	Panel, Upper Control			

WIRING DIAGRAM NO. (ENG) 612-5488-01 (AC) 612-5485-10.

Cummins Power Generation Sent 1 1070

SPECIAL PARTS LIST FOR **MODEL** 12.5RDJC-518R **SPEC** 7AA
 FOR STANDARD PARTS REFER TO **CATALOG** 974-0221 **KEY NO.** 1
 (PARTS CATALOG ALSO CONTAINS COMPONENTS FOR MAJOR OPTIONAL FEATURES LISTED BELOW)
WIRING DIAGRAM NO. (ENG) 612-2730-01(AC) 612-4814-04

PART NO.	QTY.	DESCRIPTION	PART NO.	QTY.	DESCRIPTION
Note: Radiator Cooled Housed					
103-0521	1	Backplate, Gearcase			
301-2019	1	Panel, Upper Control			

SPECIAL PARTS LIST FOR **MODEL** 15.0RDJC-3CR **SPEC** 7AA
 FOR STANDARD PARTS REFER TO **CATALOG** 974-0221 **KEY NO.** 1
 (PARTS CATALOG ALSO CONTAINS COMPONENTS FOR MAJOR OPTIONAL FEATURES LISTED BELOW)
WIRING DIAGRAM NO. (ENG)612-2730-01(AC)612-4814-03

PART NO.	QTY.	DESCRIPTION	PART NO.	QTY.	DESCRIPTION
Note: Radiator Cooled Housed 103-0521 1 Backplate, Gearcase 301-2019 1 Panel, Upper Control Parts Not Furnished By Onan Time Delay Preheat Relay And Associated Parts					



SPECIAL PARTS LIST FOR MODEL 15.0RDJC-3CR SPEC 7AB
 FOR STANDARD PARTS REFER TO CATALOG 974-0221 KEY NO. 1
 (PARTS CATALOG ALSO CONTAINS COMPONENTS FOR MAJOR OPTIONAL FEATURES LISTED BELOW)
 WIRING DIAGRAM NO. (ENG)612-5488-01(AC)612-5485-03

PART NO.	QTY.	DESCRIPTION	PART NO.	QTY.	DESCRIPTION
Note: Radiator Cooled Housed					
103-0521	1	Backplate, Gearcase			
320-0259	1	Limiter, Cranking			
301-2019	1	Panel, Upper Control			

SPECIAL PARTS LIST FOR MODEL 12.5RDJC-53R SPEC 14AA
FOR STANDARD PARTS REFER TO CATALOG 974-0221 KEY NO. 1
(PARTS CATALOG ALSO CONTAINS COMPONENTS FOR MAJOR OPTIONAL FEATURES LISTED BELOW)

WIRING DIAGRAM NO. (ENG) 612-2730-01 (AC) 612-4815-04

PART NO.	QTY.	DESCRIPTION	PART NO.	QTY.	DESCRIPTION
Note: Radiator Cooled AC Meter Panel					
103-0521	1	Backplate, Gearcase			
301-2288	1	Panel, Upper Control			

SPECIAL PARTS LIST FOR MODEL 12.5RDJC-55DR SPEC 14AA
FOR STANDARD PARTS REFER TO CATALOG 974-0221 KEY NO. 1
(PARTS CATALOG ALSO CONTAINS COMPONENTS FOR MAJOR OPTIONAL FEATURES LISTED BELOW)

WIRING DIAGRAM NO. (ENG) 612-2730-01 (AC) 612-4818-02

PART NO.	QTY.	DESCRIPTION	PART NO.	QTY.	DESCRIPTION
Note: Radiator Cooled AC Meter Panel					
220-2051	1	Stator, Wound			
301-2204	1	Panel, Upper Control			
103-0521	1	Backplate, Gearcase			

SPECIAL PARTS LIST FOR MODEL 12.5RDJC-57R SPEC 14AA
FOR STANDARD PARTS REFER TO CATALOG 974-0221 KEY NO. 1
(PARTS CATALOG ALSO CONTAINS COMPONENTS FOR MAJOR OPTIONAL FEATURES LISTED BELOW)

WIRING DIAGRAM NO. (ENG) 612-2730-01 (AC) 612-4922-01

PART NO.	QTY.	DESCRIPTION	PART NO.	QTY.	DESCRIPTION
----------	------	-------------	----------	------	-------------

Note: Radiator Cooled
AC Meter Panel

220-2051	1	Stator, Wound
302-0612	1	Voltmeter, AC (Scale 0-500)
301-2308	1	Panel, Upper Control
103-0521	1	Backplate, Gearcase

SPECIAL PARTS LIST FOR MODEL 12.5RDJC-57XR SPEC 14AA
 FOR STANDARD PARTS REFER TO CATALOG 974-0221 KEY NO. 1
 (PARTS CATALOG ALSO CONTAINS COMPONENTS FOR MAJOR OPTIONAL FEATURES LISTED BELOW)

WIRING DIAGRAM NO. (ENG) 612-2730-01 (AC) 612-5052-04

PART NO.	QTY.	DESCRIPTION	PART NO.	QTY.	DESCRIPTION
Note: Radiator Cooled AC Meter Panel					
103-0521	1	Backplate, Gearcase			
302-0612	1	Voltmeter, AC (Scale 0-500)			
301-2308	1	Panel, Upper Control			



Power
Generation

Revised Sept. 1, 1979

Revised

Redistribution or publication of this document
 by any means, is strictly prohibited. 1

SPECIAL PARTS LIST FOR MODEL 12.5RDJC-58R SPEC 14AA
FOR STANDARD PARTS REFER TO CATALOG 974-0221 KEY NO. 1
(PARTS CATALOG ALSO CONTAINS COMPONENTS FOR MAJOR OPTIONAL FEATURES LISTED BELOW)

WIRING DIAGRAM NO. (ENG) 612-2730-01 (AC) 612-4979-04

PART NO.	QTY.	DESCRIPTION	PART NO.	QTY.	DESCRIPTION
Note: Radiator Cooled AC Meter Panel					
103-0521	1	Backplate, Gearcase			
301-2204	1	Panel, Upper Control			

SPECIAL PARTS LIST FOR **MODEL** 15.0RDJC-3R **SPEC** 14AA
 FOR STANDARD PARTS REFER TO **CATALOG** 974-0221 **KEY NO.** 1
 (PARTS CATALOG ALSO CONTAINS COMPONENTS FOR MAJOR OPTIONAL FEATURES LISTED BELOW)
WIRING DIAGRAM NO. (ENG)612-2730-01(AC)612-4815-02

PART NO.	QTY.	DESCRIPTION	PART NO.	QTY.	DESCRIPTION
Note: Radiator Cooled AC Meter Panel 103-0521 1 Backplate, Gearcase 301-2288 1 Panel, Upper Control					

SPECIAL PARTS LIST FOR **MODEL** 15.ORDJC-4R **SPEC** 14AA
 FOR STANDARD PARTS REFER TO **CATALOG** 974-0221 **KEY NO.** 1
 (PARTS CATALOG ALSO CONTAINS COMPONENTS FOR MAJOR OPTIONAL FEATURES LISTED BELOW)

WIRING DIAGRAM NO. (ENG) 612-2730-01 (AC) 612-4816-02

PART NO.	QTY.	DESCRIPTION	PART NO.	QTY.	DESCRIPTION
Note: Radiator Cooled AC Meter Panel 103-0521 1 Backplate, Gearcase 301-2204 1 Panel, Upper Control					

SPECIAL PARTS LIST FOR MODEL 12.5RDJC-53R SPEC 14AB
 FOR STANDARD PARTS REFER TO CATALOG 974-0221 KEY NO. 1
 (PARTS CATALOG ALSO CONTAINS COMPONENTS FOR MAJOR OPTIONAL FEATURES LISTED BELOW)
 WIRING DIAGRAM NO. (ENG)612-5488-01(AC)612-5486-04

PART NO.	QTY.	DESCRIPTION	PART NO.	QTY.	DESCRIPTION
Note: Radiator Cooled AC Meter Panel 103-0521 1 Backplate, Gearcase 301-2288 1 Panel, Upper Control 320-0259 1 Limiter, Cranking					

SPECIAL PARTS LIST FOR MODEL 12.5RDJC-57R SPEC 14AB
 FOR STANDARD PARTS REFER TO CATALOG 974-0221 KEY NO. 1
 (PARTS CATALOG ALSO CONTAINS COMPONENTS FOR MAJOR OPTIONAL FEATURES LISTED BELOW)
 WIRING DIAGRAM NO. (ENG) 612-5488-01(AC) 612-5512-01

PART NO.	QTY.	DESCRIPTION	PART NO.	QTY.	DESCRIPTION
Note: Radiator Cooled AC Meter Panel					
220-2051	1	Stator, Wound			
302-0612	1	Voltmeter, AC (Scale 0-500)			
301-2308	1	Panel, Upper Control			
103-0521	1	Backplate, Gearcase			
320-0259	1	Limiter, Cranking			

SPECIAL PARTS LIST FOR **MODEL** 15.0RDJC-3R **SPEC** 14AB
FOR STANDARD PARTS REFER TO **CATALOG** 974-0221 **KEY NO.** 1
(PARTS CATALOG ALSO CONTAINS COMPONENTS FOR MAJOR OPTIONAL FEATURES LISTED BELOW)

WIRING DIAGRAM NO. (ENG)612-5488-01(AC)612-5486-02

PART NO.	QTY.	DESCRIPTION	PART NO.	QTY.	DESCRIPTION
----------	------	-------------	----------	------	-------------

Note: Radiator Cooled
AC Meter Panel

103-0521	1	Backplate, Gearcase
320-0259	1	Limiter, Cranking
301-2288	1	Panel, Upper Control

WIRING DIAGRAM NO. (ENG) 612-5488-01 (AC) 612-5500-02

PART NO.	QTY.	DESCRIPTION	PART NO.	QTY.	DESCRIPTION
Note: Radiator Cooled AC Meter Panel					
103-0521	1	Backplate, Gearcase			
320-0259	1	Limiter, Cranking			
301-2204	1	Panel, Upper Control			

SPECIAL PARTS LIST FOR MODEL 12.5RDJC-57R SPEC 1031T
FOR STANDARD PARTS REFER TO CATALOG 974-0221 KEY NO. 1
(PARTS CATALOG ALSO CONTAINS COMPONENTS FOR MAJOR OPTIONAL FEATURES LISTED BELOW)

WIRING DIAGRAM NO. (ENG) 612-2730-01 (AC) 612-2728-06

PART NO.	QTY.	DESCRIPTION	PART NO.	QTY.	DESCRIPTION
Note: Radiator Cooled AC Meter Panel					
312-0145	3	Capacitor - .1 Mfd - Terminal Block			
301-2308	1	Panel, Upper Control			

WIRING DIAGRAM NO. (ENG)612-2730-01(AC)612-2725-04

PART NO.	QTY.	DESCRIPTION	PART NO.	QTY.	DESCRIPTION
Note: Radiator Cooled					
Fuel Tank					
Housed					
312-0145	3	Capacitor - .1 Mfd - Terminal Block			
301-1195	1	Panel, Upper Control			

SPECIAL PARTS LIST FOR MODEL 12.5RDJC-53CR SPEC 1041AA
 FOR STANDARD PARTS REFER TO CATALOG 974-0221 KEY NO. 1
 (PARTS CATALOG ALSO CONTAINS COMPONENTS FOR MAJOR OPTIONAL FEATURES LISTED BELOW)
 WIRING DIAGRAM NO. (ENG) 612-2730-01(AC) 612-4814-09

PART NO.	QTY.	DESCRIPTION	PART NO.	QTY.	DESCRIPTION
Note: Radiator Cooled Fuel Tank Housed 103-0521 1 Backplate, Gearcase 301-2019 1 Panel, Upper Control					

SPECIAL PARTS LIST FOR **MODEL** 12.5RDJC-518R **SPEC** 1041AA
 FOR STANDARD PARTS REFER TO **CATALOG** 974-0221 **KEY NO.** 1
 (PARTS CATALOG ALSO CONTAINS COMPONENTS FOR MAJOR OPTIONAL FEATURES LISTED BELOW)
WIRING DIAGRAM NO. (ENG)612-2730-01(AC)612-4814-04

PART NO.	QTY.	DESCRIPTION	PART NO.	QTY.	DESCRIPTION
Note: Radiator Cooled Fuel Tank Housed 103-0521 1 Backplate, Gearcase 301-2019 1 Panel, Upper Control					

SPECIAL PARTS LIST FOR **MODEL** 15.ORDJC-3CR **SPEC** 1041AA
FOR STANDARD PARTS REFER TO CATALOG 974-0221 **KEY NO.** 1
(PARTS CATALOG ALSO CONTAINS COMPONENTS FOR MAJOR OPTIONAL FEATURES LISTED BELOW)
WIRING DIAGRAM NO. (ENG) 612-2730-01(AC) 612-4814-03

PART NO.	QTY.	DESCRIPTION	PART NO.	QTY.	DESCRIPTION
<p>Note: Radiator Cooled Fuel Tank Housed</p> <p>103-0521 1 Backplate, Gearcase 301-2019 1 Panel, Upper Control</p>					

SPECIAL PARTS LIST FOR MODEL 15. ORDJC-3R SPEC 1092T
FOR STANDARD PARTS REFER TO CATALOG 974-0221 KEY NO. 1
(PARTS CATALOG ALSO CONTAINS COMPONENTS FOR MAJOR OPTIONAL FEATURES LISTED BELOW)

WIRING DIAGRAM NO. (ENG) 612-2730-01(AC) 612-2719-14

PART NO.	QTY.	DESCRIPTION	PART NO.	QTY.	DESCRIPTION
Note: Radiator Cooled AC Meter Panel Fuel Tank Housed					
220-0736	1	Stator, Wound			
301-1551	1	Panel, Upper Control			

SPECIAL PARTS LIST FOR MODEL 15.0RDJC-4R SPEC 1092T
 FOR STANDARD PARTS REFER TO CATALOG 974-0221 KEY NO. 1
 (PARTS CATALOG ALSO CONTAINS COMPONENTS FOR MAJOR OPTIONAL FEATURES LISTED BELOW)

WIRING DIAGRAM NO. (ENG)612-2730-01(AC)612-2720-14

PART NO.	QTY.	DESCRIPTION	PART NO.	QTY.	DESCRIPTION
Note: Radiator Cooled Housed AC Meter Panel Fuel Tank 301-2138 1 Panel, Upper Control					

SPECIAL PARTS LIST FOR MODEL 12.5RDJC-53R SPEC 1092AA
 FOR STANDARD PARTS REFER TO CATALOG 974-0221 KEY NO. 1
 (PARTS CATALOG ALSO CONTAINS COMPONENTS FOR MAJOR OPTIONAL FEATURES LISTED BELOW)
 WIRING DIAGRAM NO. (ENG) 612-2730-01 (AC) 612-4815-09

PART NO.	QTY.	DESCRIPTION	PART NO.	QTY.	DESCRIPTION
Note: Radiator Cooled AC Meter Panel Fuel Tank Housed					
103-0521	1	Backplate, Gearcase			
301-2288	1	Panel, Upper Control			

SPECIAL PARTS LIST FOR **MODEL** 15.0RDJC-3R **SPEC** 1092AA
 FOR STANDARD PARTS REFER TO **CATALOG** 974-0221 **KEY NO.** 1
 (PARTS CATALOG ALSO CONTAINS COMPONENTS FOR MAJOR OPTIONAL FEATURES LISTED BELOW)

WIRING DIAGRAM NO. (ENG) 612-2730-01 (AC) 612-4815-07

PART NO.	QTY.	DESCRIPTION	PART NO.	QTY.	DESCRIPTION
Note: Radiator Cooled Fuel Tank Housed AC Meter Panel					
103-0521	1	Backplate, Gearcase			
301-2288	1	Panel, Upper Control			

WIRING DIAGRAM NO. (ENG) 612-2730-01 (AC) 612-4816-07

Note: Radiator Cooled
Fuel Tank
Housed
AC Meter Panel

103-0521	1	Backplate, Gearcase
301-2204	1	Panel, Upper Control

SPECIAL PARTS LIST FOR MODEL 15.0RDJC-4R SPEC 1092AB
FOR STANDARD PARTS REFER TO CATALOG 974-0221 KEY NO. 1
(PARTS CATALOG ALSO CONTAINS COMPONENTS FOR MAJOR OPTIONAL FEATURES LISTED BELOW)

WIRING DIAGRAM NO. (ENG) 612-5488-01(AC) 612-5500-07

PART NO.	QTY.	DESCRIPTION	PART NO.	QTY.	DESCRIPTION
Note: Radiator Cooled Fuel Tank Housed AC Meter Panel					
103-0521	1	Backplate, Gearcase			
320-0259	1	Limiter, Cranking			
301-2204	1	Panel, Upper Control			

SPECIAL PARTS LIST FOR **MODEL** 15.0RDJC-3R **SPEC** 1140AA
 FOR STANDARD PARTS REFER TO **CATALOG** 974-0221 **KEY NO.** 1
 (PARTS CATALOG ALSO CONTAINS COMPONENTS FOR MAJOR OPTIONAL FEATURES LISTED BELOW)
WIRING DIAGRAM NO. (ENG) 612-2730-01 (AC) 612-4815-07

PART NO.	QTY.	DESCRIPTION	PART NO.	QTY.	DESCRIPTION
Note: Radiator Cooled Housed AC Meter Panel 103-0521 1 Backplate, Gearcase 301-2288 1 Panel, Upper Control					

SPECIAL PARTS LIST FOR MODEL 15.0RDJC-4R SPEC 1140AA
FOR STANDARD PARTS REFER TO CATALOG 974-0221 KEY NO. 1
(PARTS CATALOG ALSO CONTAINS COMPONENTS FOR MAJOR OPTIONAL FEATURES LISTED BELOW)

WIRING DIAGRAM NO. (ENG)612-2730-01(AC)612-4816-07

PART NO.	QTY.	DESCRIPTION	PART NO.	QTY.	DESCRIPTION
----------	------	-------------	----------	------	-------------

Note: Radiator Cooled
Housed
AC Meter Panel

103-0521	1	Backplate, Gearcase
301-2204	1	Panel, Upper Control

SPECIAL PARTS LIST FOR **MODEL** 15.0RDJC-3R **SPEC** 1140AB
FOR STANDARD PARTS REFER TO CATALOG 974-0221 **KEY NO.** 1
(PARTS CATALOG ALSO CONTAINS COMPONENTS FOR MAJOR OPTIONAL FEATURES LISTED BELOW)
WIRING DIAGRAM NO. (ENG) 612-5488-01(AC) 612-5486-07

PART NO.	QTY.	DESCRIPTION	PART NO.	QTY.	DESCRIPTION
Note: Radiator Cooled Housed AC Meter Panel 103-0521 1 Backplate, Gearcase 320-0259 1 Limiter, Cranking 301-2288 1 Panel, Upper Control					

SPECIAL PARTS LIST FOR **MODEL** 15.ORDJC-4R **SPEC** 1140AB
 FOR STANDARD PARTS REFER TO **CATALOG** 974-0221 **KEY NO.** 1
 (PARTS CATALOG ALSO CONTAINS COMPONENTS FOR MAJOR OPTIONAL FEATURES LISTED BELOW)

WIRING DIAGRAM NO. (ENG) 612-5488-01(AC) 612-5500-07

PART NO.	QTY.	DESCRIPTION	PART NO.	QTY.	DESCRIPTION
Note: Radiator Cooled Housed AC Meter Panel					
103-0521	1	Backplate, Gearcase			
320-0259	1	Limiter, Cranking			
301-2204	1	Panel, Upper Control			

SPECIAL PARTS LIST FOR MODEL 15.ORDJC-3CR SPEC 1337AA
 FOR STANDARD PARTS REFER TO CATALOG 974-0221 KEY NO. 1
 (PARTS CATALOG ALSO CONTAINS COMPONENTS FOR MAJOR OPTIONAL FEATURES LISTED BELOW)
 WIRING DIAGRAM NO. (ENG) 612-2730-01 (AC) 612-4814-01

PART NO.	QTY.	DESCRIPTION	PART NO.	QTY.	DESCRIPTION
Note: Radiator Cooled Water Jacket Heater					
103-0521	1	Backplate, Gearcase			
301-2019	1	Panel, Upper Control			

SPECIAL PARTS LIST FOR MODEL 15.ORDJC-3CR50 SPEC 1337AA
 FOR STANDARD PARTS REFER TO CATALOG 974-0221 KEY NO. 1
 (PARTS CATALOG ALSO CONTAINS COMPONENTS FOR MAJOR OPTIONAL FEATURES LISTED BELOW)
 WIRING DIAGRAM NO. (ENG)612-4873-01(AC)612-5225-01

PART NO.	QTY.	DESCRIPTION	PART NO.	QTY.	DESCRIPTION
Note: Radiator Cooled Note: Pennsylvania Approved Water Jacket Heater					
505-0110	2	Plug, Square Head Pipe - 3/8" (Water Outlet Housing)			
103-0521	1	Backplate, Gearcase			
301-1788	1	Panel, Upper Control			

SPECIAL PARTS LIST FOR **MODEL** 15.0RDJC-3CR **SPEC** 1337AB
 FOR STANDARD PARTS REFER TO **CATALOG** 974-0221 **KEY NO.** 1
 (PARTS CATALOG ALSO CONTAINS COMPONENTS FOR MAJOR OPTIONAL FEATURES LISTED BELOW)

WIRING DIAGRAM NO. (ENG) 612-5488-01 (AC) 612-5485-01

PART NO.	QTY.	DESCRIPTION	PART NO.	QTY.	DESCRIPTION
Note: Radiator Cooled Water Jacket Heater					
103-0521	1	Backplate, Gearcase			
320-0259	1	Limiter, Cranking			
301-2019	1	Panel, Upper Control			

SPECIAL PARTS LIST FOR **MODEL** 15.0RDJC-3R **SPEC** 1483AA
 FOR STANDARD PARTS REFER TO **CATALOG** 974-0221 **KEY NO.** 1
 (PARTS CATALOG ALSO CONTAINS COMPONENTS FOR MAJOR OPTIONAL FEATURES LISTED BELOW)

WIRING DIAGRAM NO. (ENG) 612-2730-01 (AC) 612-4815-02

PART NO.	QTY.	DESCRIPTION	PART NO.	QTY.	DESCRIPTION
Note: Radiator Cooled Water Jacket Heater AC Meter Panel 103-0521 1 Backplate, Gearcase 301-2288 1 Panel, Upper Control					

SPECIAL PARTS LIST FOR MODEL 15.0RDJC-3R50 SPEC 1483AA
FOR STANDARD PARTS REFER TO CATALOG 974-0221 KEY NO. 1
(PARTS CATALOG ALSO CONTAINS COMPONENTS FOR MAJOR OPTIONAL FEATURES LISTED BELOW)

WIRING DIAGRAM NO. (ENG)612-4873-01(AC)612-4815-02

PART NO.	QTY.	DESCRIPTION	PART NO.	QTY.	DESCRIPTION
Note: Radiator Cooled					
Note: Pennsylvania Approved					
Water Jacket Heater					
AC Meter Panel					
505-0110	2	Plug, Square Head Pipe - 3/8" (Water Outlet Housing)			
103-0521	1	Backplate, Gearcase			
301-2288	1	Panel, Upper Control			

SPECIAL PARTS LIST FOR **MODEL** 15.0RDJC-4R **SPEC** 1483AA
FOR STANDARD PARTS REFER TO **CATALOG** 974-0221 **KEY NO.** 1
(PARTS CATALOG ALSO CONTAINS COMPONENTS FOR MAJOR OPTIONAL FEATURES LISTED BELOW)

WIRING DIAGRAM NO. (ENG)612-2730-01(AC)612-4816-02

PART NO.	QTY.	DESCRIPTION	PART NO.	QTY.	DESCRIPTION
Note: Radiator Cooled Water Jacket Heater AC Meter Panel					
103-0521	1	Backplate, Gearcase			
301-2204	1	Panel, Upper Control			

SPECIAL PARTS LIST FOR **MODEL** 15.0RDJC-4R **SPEC** 1483AB
FOR STANDARD PARTS REFER TO **CATALOG** 974-0221 **KEY NO.** 1
(PARTS CATALOG ALSO CONTAINS COMPONENTS FOR MAJOR OPTIONAL FEATURES LISTED BELOW)

WIRING DIAGRAM NO. (ENG) 612-5488-01 (AC) 612-5500-02

PART NO.	QTY.	DESCRIPTION	PART NO.	QTY.	DESCRIPTION
Note: Radiator Cooled Water Jacket Heater AC Meter Panel					
103-0521	1	Backplate, Gearcase			
320-0259	1	Limiter, Cranking			
301-2204	1	Panel, Upper Control			

WIRING DIAGRAM NO. (ENG)612-2730-01(AC)612-2725-01

Note: Radiator Cooled

405-1157	1	Flange, Air Duct Adapter
301-1195	1	Panel, Upper Control

SPECIAL PARTS LIST FOR MODEL 15.ORDJC-3CR SPEC 1486AB
 FOR STANDARD PARTS REFER TO CATALOG 974-0221 KEY NO. 1
 (PARTS CATALOG ALSO CONTAINS COMPONENTS FOR MAJOR OPTIONAL FEATURES LISTED BELOW)
 WIRING DIAGRAM NO. (ENG)612-5488-01(AC)612-5485-01

PART NO.	QTY.	DESCRIPTION	PART NO.	QTY.	DESCRIPTION
----------	------	-------------	----------	------	-------------

Note: Radiator Cooled

103-0521	1	Backplate, Gearcase
405-1157	1	Flange, Air Duct Adapter
320-0259	1	Limiter, Cranking
301-2019	1	Panel, Upper Control

SPECIAL PARTS LIST FOR MODEL 15.0RDJC-3CR SPEC 1567AA
 FOR STANDARD PARTS REFER TO CATALOG 974-0221 KEY NO. 1
 (PARTS CATALOG ALSO CONTAINS COMPONENTS FOR MAJOR OPTIONAL FEATURES LISTED BELOW)
 WIRING DIAGRAM NO. (ENG) 612-2730-01 (AC) 612-4814-01

PART NO.	QTY.	DESCRIPTION	PART NO.	QTY.	DESCRIPTION
Note: Radiator Cooled Water Jacket Heater 103-0521 1 Backplate, Gearcase 405-1157 1 Flange, Air Duct Adapter 301-2019 1 Panel, Upper Control					

SPECIAL PARTS LIST FOR MODEL 15.ORDJC-3CR SPEC 1567AB
 FOR STANDARD PARTS REFER TO CATALOG 974-0221 KEY NO. 1
 (PARTS CATALOG ALSO CONTAINS COMPONENTS FOR MAJOR OPTIONAL FEATURES LISTED BELOW)
 WIRING DIAGRAM NO. (ENG) 612-5488-01 (AC) 612-5485-01

PART NO.	QTY.	DESCRIPTION	PART NO.	QTY.	DESCRIPTION
Note: Radiator Cooled Water Jacket Heater					
103-0521	1	Backplate, Gearcase			
405-1157	1	Flange, Air Duct Adapter			
320-0259	1	Limiter, Cranking			
301-2019	1	Panel, Upper Control			

SPECIAL PARTS LIST FOR MODEL 15.ORDJC-3R SPEC 1675T
 FOR STANDARD PARTS REFER TO CATALOG 974-0221 KEY NO. 1
 (PARTS CATALOG ALSO CONTAINS COMPONENTS FOR MAJOR OPTIONAL FEATURES LISTED BELOW)
 WIRING DIAGRAM NO. (ENG) 612-2730-01 (AC) 612-2719-04

PART NO.	QTY.	DESCRIPTION	PART NO.	QTY.	DESCRIPTION
Note: Radiator Cooled AC Meter Panel					
405-1157	1	Flange, Air Duct Adapter			
220-0736	1	Stator, Wound			
301-1551	1	Panel, Upper Control			

SPECIAL PARTS LIST FOR MODEL 12.5RDJC-53R SPEC 1675AA
FOR STANDARD PARTS REFER TO CATALOG 974-0221 KEY NO. 1
(PARTS CATALOG ALSO CONTAINS COMPONENTS FOR MAJOR OPTIONAL FEATURES LISTED BELOW)

WIRING DIAGRAM NO. (ENG)612-2730-01(AC)612-4815-04

PART NO.	QTY.	DESCRIPTION	PART NO.	QTY.	DESCRIPTION
Note: Radiator Cooled AC Meter Panel					
103-0521	1	Backplate, Gearcase			
405-1157	1	Flange, Air Duct Adapter			
301-2288	1	Panel, Upper Control			

SPECIAL PARTS LIST FOR **MODEL** 15.0RDJC-3R **SPEC** 1675AA
 FOR STANDARD PARTS REFER TO **CATALOG** 974-0221 **KEY NO.** 1
 (PARTS CATALOG ALSO CONTAINS COMPONENTS FOR MAJOR OPTIONAL FEATURES LISTED BELOW)
WIRING DIAGRAM NO. (ENG) 612-2730-01 (AC) 612-4815-02

PART NO.	QTY.	DESCRIPTION	PART NO.	QTY.	DESCRIPTION
Note: Radiator Cooled AC Meter Panel 103-0521 1 Backplate, Gearcase 301-2288 1 Panel, Upper Control 405-1157 1 Flange, Air Duct Adapter					

SPECIAL PARTS LIST FOR **MODEL** 15.0RDJC-4R **SPEC** 1675AA
 FOR STANDARD PARTS REFER TO **CATALOG** 974-0221 **KEY NO.** 1
 (PARTS CATALOG ALSO CONTAINS COMPONENTS FOR MAJOR OPTIONAL FEATURES LISTED BELOW)
WIRING DIAGRAM NO. (ENG) 612-2730-01(AC) 612-4816-02

PART NO.	QTY.	DESCRIPTION	PART NO.	QTY.	DESCRIPTION
Note: Radiator Cooled AC Meter Panel 103-0521 1 Backplate, Gearcase 405-1157 1 Flange, Air Duct Adapter 301-2204 1 Panel, Upper Control					

SPECIAL PARTS LIST FOR **MODEL** 15.ORDJC-3R **SPEC** 1675AB
 FOR STANDARD PARTS REFER TO **CATALOG** 974-0221 **KEY NO.** 1
 (PARTS CATALOG ALSO CONTAINS COMPONENTS FOR MAJOR OPTIONAL FEATURES LISTED BELOW)

WIRING DIAGRAM NO. (ENG) 612-5488-01 (AC) 612-5486-02

PART NO.	QTY.	DESCRIPTION	PART NO.	QTY.	DESCRIPTION
Note: Radiator Cooled AC Meter Panel 103-0521 1 Backplate, Gearcase 301-2288 1 Panel, Upper Control 405-1157 1 Flange, Air Duct Adapter 320-0259 1 Limiter, Cranking					

SPECIAL PARTS LIST FOR **MODEL** 15.0RDJC-4R **SPEC** 1675AB
 FOR STANDARD PARTS REFER TO **CATALOG** 974-0221 **KEY NO.** 1
 (PARTS CATALOG ALSO CONTAINS COMPONENTS FOR MAJOR OPTIONAL FEATURES LISTED BELOW)
WIRING DIAGRAM NO. (ENG) 612-5488-01 (AC) 612-5500-02

PART NO.	QTY.	DESCRIPTION	PART NO.	QTY.	DESCRIPTION
Note: Radiator Cooled AC Meter Panel 103-0521 1 Backplate, Gearcase 405-1157 1 Flange, Air Duct Adapter 320-0259 1 Limiter, Cranking 301-2204 1 Panel, Upper Control					

SPECIAL PARTS LIST FOR **MODEL** 15.ORDJC-3CR **SPEC** 2050AA
 FOR STANDARD PARTS REFER TO **CATALOG** 974-0221 **KEY NO.** 1
 (PARTS CATALOG ALSO CONTAINS COMPONENTS FOR MAJOR OPTIONAL FEATURES LISTED BELOW)
WIRING DIAGRAM NO. (ENG)612-2730-01(AC)612-4814-03

PART NO.	QTY.	DESCRIPTION	PART NO.	QTY.	DESCRIPTION
Note: Radiator Cooled Housed Water Jacket Heater					
103-0521	1	Backplate, Gearcase			
405-1157	1	Flange, Air Duct Adapter			
301-2019	1	Panel, Upper Control			

SPECIAL PARTS LIST FOR MODEL 15.0RDJC-4R SPEC 2072T
FOR STANDARD PARTS REFER TO CATALOG 974-0221 KEY NO. 1
(PARTS CATALOG ALSO CONTAINS COMPONENTS FOR MAJOR OPTIONAL FEATURES LISTED BELOW)

WIRING DIAGRAM NO. (ENG) 612-2730-01 (AC) 612-2720-04

PART NO.	QTY.	DESCRIPTION	PART NO.	QTY.	DESCRIPTION
Note: Radiator Cooled Water Jacket Heater AC Meter Panel					
405-1157	1	Flange, Air Duct Adapter			
301-2138	1	Panel, Upper Control			

SPECIAL PARTS LIST FOR MODEL 15.0RDJC-4R SPEC 2072AA
FOR STANDARD PARTS REFER TO CATALOG 974-0221 KEY NO. 1
(PARTS CATALOG ALSO CONTAINS COMPONENTS FOR MAJOR OPTIONAL FEATURES LISTED BELOW)

WIRING DIAGRAM NO. (ENG)612-2730-01(AC)612-4816-02

PART NO.	QTY.	DESCRIPTION	PART NO.	QTY.	DESCRIPTION
Note: Radiator Cooled Water Jacket Heater AC Meter Panel					
103-0521	1	Backplate, Gearcase			
405-1157	1	Flange, Air Duct Adapter			
301-2204	1	Panel, Upper Control			

SPECIAL PARTS LIST FOR MODEL 15.0RDJC-3R SPEC 2072AB
 FOR STANDARD PARTS REFER TO CATALOG 974-0221 KEY NO. 1
 (PARTS CATALOG ALSO CONTAINS COMPONENTS FOR MAJOR OPTIONAL FEATURES LISTED BELOW)

WIRING DIAGRAM NO. (ENG) 612-5488-01 (AC) 612-5486-02

PART NO.	QTY.	DESCRIPTION	PART NO.	QTY.	DESCRIPTION
Note: Radiator Cooled Water Jacket Heater AC Meter Panel 103-0521 1 Backplate, Gearcase 301-2288 1 Panel, Upper Control 405-1157 1 Flange, Air Duct Adapter 320-0259 1 Limiter, Cranking					

SPECIAL PARTS LIST FOR MODEL 15.0RDJC-4R SPEC 2072AB
 FOR STANDARD PARTS REFER TO CATALOG 974-0221 KEY NO. 1
 (PARTS CATALOG ALSO CONTAINS COMPONENTS FOR MAJOR OPTIONAL FEATURES LISTED BELOW)

WIRING DIAGRAM NO. (ENG)612-5488-01(AC)612-5500-02

PART NO.	QTY.	DESCRIPTION	PART NO.	QTY.	DESCRIPTION
Note: Radiator Cooled Water Jacket Heater AC Meter Panel 103-0521 1 Backplate, Gearcase 405-1157 1 Flange, Air Duct Adapter 320-0259 1 Limiter, Cranking 301-2204 1 Panel, Upper Control					

SPECIAL PARTS LIST FOR MODEL 15.ORDJC-3CR SPEC 3175T
FOR STANDARD PARTS REFER TO CATALOG 974-0221 KEY NO. 1
(PARTS CATALOG ALSO CONTAINS COMPONENTS FOR MAJOR OPTIONAL FEATURES LISTED BELOW)

WIRING DIAGRAM NO. (ENG)612-2730-01(AC)612-2724-02

PART NO.	QTY.	DESCRIPTION	PART NO.	QTY.	DESCRIPTION
Note: Radiator Cooled Housed					
405-1157	1	Flange, Air Duct Adapter			
220-0736	1	Stator Assembly, Wound			
301-1195	1	Panel, Upper Control			

WIRING DIAGRAM NO. (ENG) 612-2730-01 (AC) 612-4814-03

Note: Radiator Cooled
Housed

103-0521	1	Backplate, Gearcase
405-1157	1	Flange, Air Duct Adapter
301-2019	1	Panel, Upper Control

103-0521	1	Backplate, Gearcase
405-1157	1	Flange, Air Duct Adapter
301-2019	1	Panel, Upper Control

SPECIAL PARTS LIST FOR MODEL 15.0RDJC-4R SPEC 3470AA
 FOR STANDARD PARTS REFER TO CATALOG 974-0221 KEY NO. 1
 (PARTS CATALOG ALSO CONTAINS COMPONENTS FOR MAJOR OPTIONAL FEATURES LISTED BELOW)
 WIRING DIAGRAM NO. (ENG)612-2905-01(AC)612-4816-02

PART NO.	QTY.	DESCRIPTION	PART NO.	QTY.	DESCRIPTION
Note: Radiator Cooled AC Meter Panel					
103-0521	1	Backplate, Gearcase			
307-0597	2	Relay - Pilot (1) Fuel (1)			
332-0795	1	Block, Terminal - 16 Place			
332-0862	1	Strip, Marker - 16 Place			
353-0015	1	Resistor, Fixed - 3.5 Ohm, 10 Watt (Cranking Limiter)			
307-0695	1	Relay, Cycle Cranker (10 Seconds)			
307-0734	1	Relay, Cycle Cranker (5 Seconds)			
301-2204	1	Panel, Upper Control			

SPECIAL PARTS LIST FOR MODEL 15.0RDJC-3CR SPEC 3945AA
 FOR STANDARD PARTS REFER TO CATALOG 974-0221 KEY NO. 1
 (PARTS CATALOG ALSO CONTAINS COMPONENTS FOR MAJOR OPTIONAL FEATURES LISTED BELOW)

WIRING DIAGRAM NO. (ENG) 612-2730-01 (AC) 612-4814-01

PART NO.	QTY.	DESCRIPTION	PART NO.	QTY.	DESCRIPTION
Note: Radiator Cooled Overspeed Switch					
103-0521	1	Backplate, Gearcase			
301-2019	1	Panel, Upper Control			

SPECIAL PARTS LIST FOR **MODEL** 15.ORDJC-4R **SPEC** 4111AA
 FOR STANDARD PARTS REFER TO **CATALOG** 974-0221 **KEY NO.** 1
 (PARTS CATALOG ALSO CONTAINS COMPONENTS FOR MAJOR OPTIONAL FEATURES LISTED BELOW)
WIRING DIAGRAM NO. (ENG) 612-2730-01(AC) 612-4816-02

PART NO.	QTY.	DESCRIPTION	PART NO.	QTY.	DESCRIPTION
Note: Radiator Cooled Overspeed Switch AC Meter Panel Water Jacket Heater 103-0521 1 Backplate, Gearcase 338-0768 1 Harness, Wiring - Voltage Regulator To Exciter Stator 301-2204 1 Panel, Upper Control					

SPECIAL PARTS LIST FOR MODEL 15.0RDJC-3R SPEC 4161T
 FOR STANDARD PARTS REFER TO CATALOG 974-0221 KEY NO. 1
 (PARTS CATALOG ALSO CONTAINS COMPONENTS FOR MAJOR OPTIONAL FEATURES LISTED BELOW)
 WIRING DIAGRAM NO. (ENG)612-2730-01(AC)612-2726-04

PART NO.	QTY.	DESCRIPTION	PART NO.	QTY.	DESCRIPTION
Note: Radiator Cooled Water Jacket Heater AC Meter Panel 405-1157 1 Flange, Air Duct Adapter 220-0736 1 Stator, Wound 301-2288 1 Panel, Upper Control					

SPECIAL PARTS LIST FOR **MODEL** 15.ORDJC-3R **SPEC** 4187T
 FOR STANDARD PARTS REFER TO **CATALOG** 974-0221 **KEY NO.** 1
 (PARTS CATALOG ALSO CONTAINS COMPONENTS FOR MAJOR OPTIONAL FEATURES LISTED BELOW)

WIRING DIAGRAM NO. (ENG) 612-2730-01 (AC) 612-2726-04

PART NO.	QTY.	DESCRIPTION	PART NO.	QTY.	DESCRIPTION
Note: Radiator Cooled AC Meter Panel Water Jacket Heater 220-0736 1 Stator, Wound 301-2288 1 Panel, Upper Control					

SPECIAL PARTS LIST FOR **MODEL** 15.ORDJC-3R **SPEC** 4389T
 FOR STANDARD PARTS REFER TO **CATALOG** 974-0221 **KEY NO.** 1
 (PARTS CATALOG ALSO CONTAINS COMPONENTS FOR MAJOR OPTIONAL FEATURES LISTED BELOW)
WIRING DIAGRAM NO. (ENG) 612-2730-01 (AC) 612-2726-04

PART NO.	QTY.	DESCRIPTION	PART NO.	QTY.	DESCRIPTION
Note: Radiator Cooled Overspeed Switch AC Meter Panel 220-0843 1 Stator, Wound 301-2288 1 Panel, Upper Control					

SPECIAL PARTS LIST FOR MODEL 15.GRDJC-3R SPEC 4400AA
 FOR STANDARD PARTS REFER TO CATALOG 974-0221 KEY NO. 1
 (PARTS CATALOG ALSO CONTAINS COMPONENTS FOR MAJOR OPTIONAL FEATURES LISTED BELOW)

WIRING DIAGRAM NO. (ENG) 612-2730-01 (AC) 612-4815-02

PART NO.	QTY.	DESCRIPTION	PART NO.	QTY.	DESCRIPTION
Note: Radiator Cooled Overspeed Switch AC Meter Panel					
103-0521	1	Backplate, Gearcase			
301-2288	1	Panel, Upper Control			
338-0768	1	Harness, Wiring - Voltage Regulator To Exciter Stator			

SPECIAL PARTS LIST FOR **MODEL** 15.ORDJC-4R **SPEC** 4400AA
 FOR STANDARD PARTS REFER TO **CATALOG** 974-0221 **KEY NO.** 1
 (PARTS CATALOG ALSO CONTAINS COMPONENTS FOR MAJOR OPTIONAL FEATURES LISTED BELOW)

WIRING DIAGRAM NO. (ENG) 612-2730-01(AC) 612-4816-02

PART NO.	QTY.	DESCRIPTION	PART NO.	QTY.	DESCRIPTION
Note: Radiator Cooled Overspeed Switch AC Meter Panel					
103-0521	1	Backplate, Gearcase			
338-0768	1	Harness, Wiring - Voltage Regulator To Exciter Stator			
301-2204	1	Panel, Upper Control			

SPECIAL PARTS LIST FOR MODEL 15.ORDJC-3CR SPEC 4576AA
 FOR STANDARD PARTS REFER TO CATALOG 974-0221 KEY NO. 1
 (PARTS CATALOG ALSO CONTAINS COMPONENTS FOR MAJOR OPTIONAL FEATURES LISTED BELOW)

WIRING DIAGRAM NO. (ENG) 612-2730-01 (AC) 612-4814-01

PART NO.	QTY.	DESCRIPTION	PART NO.	QTY.	DESCRIPTION
Note: Radiator Cooled Overspeed Switch					
103-0521	1	Backplate, Gearcase			
405-1157	1	Flange, Air Duct Adapter			
301-2019	1	Panel, Upper Control			
338-0768	1	Harness, Wiring - Voltage Regulator To Exciter Stator			

SPECIAL PARTS LIST FOR **MODEL** 15.0RDJC-3R **SPEC** 5652AA
 FOR STANDARD PARTS REFER TO **CATALOG** 974-0221 **KEY NO.** 1
 (PARTS CATALOG ALSO CONTAINS COMPONENTS FOR MAJOR OPTIONAL FEATURES LISTED BELOW)
WIRING DIAGRAM NO. (ENG) 612-2730-01 (AC) 612-4815-07

PART NO.	QTY.	DESCRIPTION	PART NO.	QTY.	DESCRIPTION
Note: Radiator Cooled Fuel Tank Housed AC Meter Panel 103-0521 1 Backplate, Gearcase 301-2288 1 Panel, Upper Control 405-1889 1 Shield, Rain					

SPECIAL PARTS LIST FOR MODEL 15.0RDJC-3CR SPEC 5763AA
 FOR STANDARD PARTS REFER TO CATALOG 974-0221 KEY NO. 1
 (PARTS CATALOG ALSO CONTAINS COMPONENTS FOR MAJOR OPTIONAL FEATURES LISTED BELOW)

WIRING DIAGRAM NO. (ENG) 612-2730-01(AC) 612-4814-01

PART NO.	QTY.	DESCRIPTION	PART NO.	QTY.	DESCRIPTION
Note: Radiator Cooled Overspeed Switch Water Jacket Heater					
103-0521	1	Backplate, Gearcase			
338-0768	1	Harness, Wiring - Voltage Regulator To Exciter Stator			
301-2019	1	Panel, Upper Control			

SPECIAL PARTS LIST FOR **MODEL** 15.ORDJC-4R **SPEC** 6066T
FOR STANDARD PARTS REFER TO **CATALOG** 974-0221 **KEY NO.** 1
(PARTS CATALOG ALSO CONTAINS COMPONENTS FOR MAJOR OPTIONAL FEATURES LISTED BELOW)

WIRING DIAGRAM NO. (ENG) 612-2730-01 (AC) 612-2725-03

PART NO.	QTY.	DESCRIPTION	PART NO.	QTY.	DESCRIPTION
Note: Radiator Cooled Housed Water Jacket Heater					
301-1195	1	Panel, Upper Control			

SPECIAL PARTS LIST FOR MODEL 15.ORDJC-3CR SPEC 6066AB
 FOR STANDARD PARTS REFER TO CATALOG 974-0221 KEY NO. 1
 (PARTS CATALOG ALSO CONTAINS COMPONENTS FOR MAJOR OPTIONAL FEATURES LISTED BELOW)
 WIRING DIAGRAM NO. (ENG) 612-5488-01 (AC) 612-5485-03

PART NO.	QTY.	DESCRIPTION	PART NO.	QTY.	DESCRIPTION
Note: Radiator Cooled Water Jacket Heater Housed 103-0521 1 Backplate, Gearcase 320-0259 1 Limiter, Cranking 301-2019 1 Panel, Upper Control					

SPECIAL PARTS LIST FOR **MODEL** 15.0RDJC-3CR **SPEC** 6284T
 FOR STANDARD PARTS REFER TO **CATALOG** 974-0221 **KEY NO.** 1
 (PARTS CATALOG ALSO CONTAINS COMPONENTS FOR MAJOR OPTIONAL FEATURES LISTED BELOW)
WIRING DIAGRAM NO. (ENG) 612-2730-01 (AC) 612-2724-01

PART NO.	QTY.	DESCRIPTION	PART NO.	QTY.	DESCRIPTION
Note: Radiator Cooled Overspeed Switch Water Jacket Heater 405-1157 1 Flange, Air Duct Adapter 220-0843 1 Stator, Wound 301-1195 1 Panel, Upper Control					

SPECIAL PARTS LIST FOR **MODEL** 12.5RDJC-518R **SPEC** 6485AA
 FOR STANDARD PARTS REFER TO **CATALOG** 974-0221 **KEY NO.** 1
 (PARTS CATALOG ALSO CONTAINS COMPONENTS FOR MAJOR OPTIONAL FEATURES LISTED BELOW)

WIRING DIAGRAM NO. (ENG) 612-2730-01 (AC) 612-4814-12

PART NO.	QTY.	DESCRIPTION	PART NO.	QTY.	DESCRIPTION
Note: Radiator Cooled Fuel Tank Housed 103-0521 1 Backplate, Gearcase 405-1889 1 Shield, Rain 301-2019 1 Panel, Upper Control					

SPECIAL PARTS LIST FOR MODEL 15.0RDJC-3CR SPEC 6485AA
 FOR STANDARD PARTS REFER TO CATALOG 974-0221 KEY NO. 1
 (PARTS CATALOG ALSO CONTAINS COMPONENTS FOR MAJOR OPTIONAL FEATURES LISTED BELOW)
 WIRING DIAGRAM NO. (ENG)612-2730-01(AC)612-4814-03

PART NO.	QTY.	DESCRIPTION	PART NO.	QTY.	DESCRIPTION
Note: Radiator Cooled Fuel Tank Housed					
103-0521	1	Backplate, Gearcase			
405-1889	1	Shield, Rain			
301-2019	1	Panel, Upper Control			

SPECIAL PARTS LIST FOR MODEL 15.0RDJC-3CR SPEC 6598AA
 FOR STANDARD PARTS REFER TO CATALOG 974-0221 KEY NO. 1
 (PARTS CATALOG ALSO CONTAINS COMPONENTS FOR MAJOR OPTIONAL FEATURES LISTED BELOW)

WIRING DIAGRAM NO. (ENG) 612-2730-01(AC) 612-4814-03

PART NO.	QTY.	DESCRIPTION	PART NO.	QTY.	DESCRIPTION
Note: Radiator Cooled Housed					
103-0521	1	Backplate, Gearcase			
405-1889	1	Shield, Rain			
301-2019	1	Panel, Upper Control			

SPECIAL PARTS LIST FOR **MODEL** 15.0RDJC-3CR **SPEC** 6598AB
 FOR STANDARD PARTS REFER TO **CATALOG** 974-0221 **KEY NO.** 1
 (PARTS CATALOG ALSO CONTAINS COMPONENTS FOR MAJOR OPTIONAL FEATURES LISTED BELOW)

WIRING DIAGRAM NO. (ENG)612-5488-01(AC)612-5485-03

PART NO.	QTY.	DESCRIPTION	PART NO.	QTY.	DESCRIPTION
Note: Radiator Cooled Housed					
103-0521	1	Backplate, Gearcase			
405-1889	1	Shield, Rain			
320-0259	1	Limiter, Cranking			
301-2019	1	Panel, Upper Control			

SPECIAL PARTS LIST FOR MODEL 15.ORDJC-3R SPEC 6755AB
 FOR STANDARD PARTS REFER TO CATALOG 974-0221 KEY NO. 1
 (PARTS CATALOG ALSO CONTAINS COMPONENTS FOR MAJOR OPTIONAL FEATURES LISTED BELOW)
 WIRING DIAGRAM NO. (ENG) 612-5488-01(AC) 612-5486-02

PART NO.	QTY.	DESCRIPTION	PART NO.	QTY.	DESCRIPTION
Note: Radiator Cooled Overspeed Switch Water Jacket Heater AC Meter Panel 103-0521 1 Backplate, Gearcase 301-2288 1 Panel, Upper Control 405-1157 1 Flange, Air Duct Adapter 338-0768 1 Harness, Wiring - Voltage Regulator To Exciter Stator 320-0259 1 Limiter, Cranking					

SPECIAL PARTS LIST FOR **MODEL** 15.0RDJC-4R **SPEC** 6755AB
 FOR STANDARD PARTS REFER TO **CATALOG** 974-0221 **KEY NO.** 1
 (PARTS CATALOG ALSO CONTAINS COMPONENTS FOR MAJOR OPTIONAL FEATURES LISTED BELOW)

WIRING DIAGRAM NO. (ENG)612-5488-01(AC)612-5500-02

PART NO.	QTY.	DESCRIPTION	PART NO.	QTY.	DESCRIPTION
Note: Radiator Cooled Overspeed Switch AC Meter Panel Water Jacket Heater					
103-0521	1	Backplate, Gearcase			
405-1157	1	Flange, Air Duct Adapter			
338-0768	1	Harness, Wiring - Voltage Regulator To Exciter Stator			
320-0259	1	Limiter, Cranking			
301-2204	1	Panel, Upper Control			

SPECIAL PARTS LIST FOR MODEL 15.ORDJC-4R SPEC 7039AA
 FOR STANDARD PARTS REFER TO CATALOG 974-0221 KEY NO. 1
 (PARTS CATALOG ALSO CONTAINS COMPONENTS FOR MAJOR OPTIONAL FEATURES LISTED BELOW)

WIRING DIAGRAM NO. (ENG)612-2730-01(AC)612-4816-12

PART NO.	QTY.	DESCRIPTION	PART NO.	QTY.	DESCRIPTION
Note: Radiator Cooled AC Meter Panel					
103-0521	1	Backplate, Gearcase			
405-1157	1	Flange, Air Duct Adapter			
301-2204	1	Panel, Upper Control			

SPECIAL PARTS LIST FOR **MODEL** 15.0RDJC-3CR **SPEC** 7707T
 FOR STANDARD PARTS REFER TO **CATALOG** 974-0221 **KEY NO.** 1
 (PARTS CATALOG ALSO CONTAINS COMPONENTS FOR MAJOR OPTIONAL FEATURES LISTED BELOW)
WIRING DIAGRAM NO. (ENG)612-2730-01(AC)612-2724-02

PART NO.	QTY.	DESCRIPTION	PART NO.	QTY.	DESCRIPTION
Note: Radiator Cooled Housed Water Jacket Heater 405-1889 1 Shield, Rain 220-0736 1 Stator, Wound 301-1195 1 Panel, Upper Control					

SPECIAL PARTS LIST FOR **MODEL** 15.0RDJC-4R **SPEC** 7804AB
 FOR STANDARD PARTS REFER TO **CATALOG** 974-0221 **KEY NO.** 1
 (PARTS CATALOG ALSO CONTAINS COMPONENTS FOR MAJOR OPTIONAL FEATURES LISTED BELOW)

WIRING DIAGRAM NO. (ENG) 612-5548-01(AC) 612-5500-02

PART NO.	QTY.	DESCRIPTION	PART NO.	QTY.	DESCRIPTION
Note: Radiator Cooled Overspeed Switch AC Meter Panel					
103-0521	1	Backplate, Gearcase			
338-0768	1	Harness, Wiring - Voltage Regulator To Exciter Stator			
320-0259	1	Limiter, Cranking			
332-0611	2	Block, Terminal - 3 Place			
332-0612	1	Strip, Marker - 3 Place			
307-0597	2	Relay - Pilot (1) Fuel (1)			
307-0696	1	Relay, Cycle Cranker (10 Seconds)			
307-0734	1	Relay, Cycle Cranker (5 Seconds)			
301-2393	1	Bracket, Relay Mounting			
301-2204	1	Panel, Upper Control			

SPECIAL PARTS LIST FOR **MODEL** 15.ORDJC-3R **SPEC** 9170T
 FOR STANDARD PARTS REFER TO **CATALOG** 974-0221 **KEY NO.** 1
 (PARTS CATALOG ALSO CONTAINS COMPONENTS FOR MAJOR OPTIONAL FEATURES LISTED BELOW)

WIRING DIAGRAM NO. (ENG)612-2730-01(AC)612-2719-14

PART NO.	QTY.	DESCRIPTION	PART NO.	QTY.	DESCRIPTION
Note: Radiator Cooled Housed Water Jacket Heater AC Meter Panel 220-0736 1 Stator, Wound 301-1551 1 Panel, Upper Control					

SPECIAL PARTS LIST FOR **MODEL** 15.0RDJC-3R **SPEC** 9170AA
 FOR STANDARD PARTS REFER TO **CATALOG** 974-0221 **KEY NO.** 1
 (PARTS CATALOG ALSO CONTAINS COMPONENTS FOR MAJOR OPTIONAL FEATURES LISTED BELOW)

WIRING DIAGRAM NO. (ENG) 612-2730-01 (AC) 612-4815-07

PART NO.	QTY.	DESCRIPTION	PART NO.	QTY.	DESCRIPTION
Note: Radiator Cooled Water Jacket Heater Housed AC Meter Panel					
103-0521	1	Backplate, Gearcase			
301-2288	1	Panel, Upper Control			

SPECIAL PARTS LIST FOR MODEL 15.ORDJC-4R SPEC 9170AA
 FOR STANDARD PARTS REFER TO CATALOG 974-0221 KEY NO. 1
 (PARTS CATALOG ALSO CONTAINS COMPONENTS FOR MAJOR OPTIONAL FEATURES LISTED BELOW)
 WIRING DIAGRAM NO. (ENG) 612-2730-01(AC) 612-4816-07

PART NO.	QTY.	DESCRIPTION	PART NO.	QTY.	DESCRIPTION
Note: Radiator Cooled Housed Water Jacket Heater AC Meter Panel 103-0521 1 Backplate, Gearcase 301-2204 1 Panel, Upper Control					

SPECIAL PARTS LIST FOR MODEL 15.ORDJC-3R SPEC 9170AB
 FOR STANDARD PARTS REFER TO CATALOG 974-0221 KEY NO. 1
 (PARTS CATALOG ALSO CONTAINS COMPONENTS FOR MAJOR OPTIONAL FEATURES LISTED BELOW)

WIRING DIAGRAM NO. (ENG) 612-5488-01 (AC) 612-5486-07

PART NO.	QTY.	DESCRIPTION	PART NO.	QTY.	DESCRIPTION
Note: Radiator Cooled Housed Water Jacket Heater AC Meter Panel 103-0521 1 Backplate, Gearcase 320-0259 1 Limiter, Cranking 301-2288 1 Panel, Upper Control					

SPECIAL PARTS LIST FOR **MODEL** 15.0RDJC-4R **SPEC** 9170AB
 FOR STANDARD PARTS REFER TO **CATALOG** 974-0221 **KEY NO.** 1
 (PARTS CATALOG ALSO CONTAINS COMPONENTS FOR MAJOR OPTIONAL FEATURES LISTED BELOW)
WIRING DIAGRAM NO. (ENG) 612-5488-01 (AC) 612-5500-07

PART NO.	QTY.	DESCRIPTION	PART NO.	QTY.	DESCRIPTION
Note: Radiator Cooled AC Meter Panel Water Jacket Heater Housed 103-0521 1 Backplate, Gearcase 320-0259 1 Limiter, Cranking 301-2204 1 Panel, Upper Control					

SPECIAL PARTS LIST FOR MODEL 15.0RDJC-3R SPEC 9172AA
 FOR STANDARD PARTS REFER TO CATALOG 974-0221 KEY NO. 1
 (PARTS CATALOG ALSO CONTAINS COMPONENTS FOR MAJOR OPTIONAL FEATURES LISTED BELOW)
 WIRING DIAGRAM NO. (ENG) 612-2730-01 (AC) 612-4815-07

PART NO.	QTY.	DESCRIPTION	PART NO.	QTY.	DESCRIPTION
Note: Radiator Cooled Fuel Tank Housed Water Jacket Heater AC Meter Panel 103-0521 1 Backplate, Gearcase 405-1889 1 Shield, Rain 301-2288 1 Panel, Upper Control					

SPECIAL PARTS LIST FOR MODEL 15.ORDJC-3R SPEC 9172AB
FOR STANDARD PARTS REFER TO CATALOG 974-0221 KEY NO. 1
(PARTS CATALOG ALSO CONTAINS COMPONENTS FOR MAJOR OPTIONAL FEATURES LISTED BELOW)

WIRING DIAGRAM NO. (ENG) 612-5488-01 (AC) 612-5486-07

PART NO.	QTY.	DESCRIPTION	PART NO.	QTY.	DESCRIPTION
Note: Radiator Cooled Fuel Tank Housed Water Jacket Heater AC Meter Panel					
103-0521	1	Backplate, Gearcase			
405-1889	1	Shield, Rain			
320-0259	1	Limiter, Cranking			
301-2288	1	Panel, Upper Control			

SPECIAL PARTS LIST FOR MODEL 15.ORDJC-4R SPEC 9172AB
 FOR STANDARD PARTS REFER TO CATALOG 974-0221 KEY NO. 1
 (PARTS CATALOG ALSO CONTAINS COMPONENTS FOR MAJOR OPTIONAL FEATURES LISTED BELOW)
 WIRING DIAGRAM NO. (ENG) 612-5488-01 (AC) 612-5500-06

PART NO.	QTY.	DESCRIPTION	PART NO.	QTY.	DESCRIPTION
Note: Radiator Cooled Housed Water Jacket Heater AC Meter Panel Fuel Tank 103-0521 1 Backplate, Gearcase 405-1889 1 Shield, Rain 320-0259 1 Limiter, Cranking 301-2204 1 Panel, Upper Control					

SPECIAL PARTS LIST FOR MODEL 15.0RDJC-3R SPEC 9316T
 FOR STANDARD PARTS REFER TO CATALOG 974-0221 KEY NO. 1
 (PARTS CATALOG ALSO CONTAINS COMPONENTS FOR MAJOR OPTIONAL FEATURES LISTED BELOW)
 WIRING DIAGRAM NO. (ENG) 612-2730-01 (AC) 612-2719-14

PART NO.	QTY.	DESCRIPTION	PART NO.	QTY.	DESCRIPTION
Note: Radiator Cooled Housed Water Jacket Heater AC Meter Panel 405-1889 1 Shield, Rain 220-0736 1 Stator, Wound 301-1551 1 Panel, Upper Control					

WIRING DIAGRAM NO. (ENG)612-2730-01(AC)612-4815-07

PART NO.	QTY.	DESCRIPTION	PART NO.	QTY.	DESCRIPTION
Note: Radiator Cooled Housed Water Jacket Heater AC Meter Panel					
405-1889	1	Shield, Rain			
103-0521	1	Backplate, Gearcase			
301-2288	1	Panel, Upper Control			

SPECIAL PARTS LIST FOR **MODEL** 15.0RDJC-4R **SPEC** 9316AA
 FOR STANDARD PARTS REFER TO **CATALOG** 974-0221 **KEY NO.** 1
 (PARTS CATALOG ALSO CONTAINS COMPONENTS FOR MAJOR OPTIONAL FEATURES LISTED BELOW)

WIRING DIAGRAM NO. (ENG) 612-2730-01 (AC) 612-4816-07

PART NO.	QTY.	DESCRIPTION	PART NO.	QTY.	DESCRIPTION
Note: Radiator Cooled Housed Water Jacket Heater AC Meter Panel					
103-0521	1	Backplate, Gearcase			
405-1889	1	Shield, Rain			
301-2204	1	Panel, Upper Control			

WIRING DIAGRAM NO. (ENG)612-5488-01(AC)612-5500-07

PART NO.	QTY.	DESCRIPTION	PART NO.	QTY.	DESCRIPTION
Note: Radiator Cooled Water Jacket Heater AC Meter Panel Housed					
103-0521	1	Backplate, Gearcase			
405-1889	1	Shield, Rain			
320-0259	1	Limiter, Cranking			
301-2204	1	Panel, Upper Control			

SPECIAL PARTS LIST FOR **MODEL** 15.0RDJC-3R **SPEC** 9352AA
 FOR STANDARD PARTS REFER TO **CATALOG** 974-0221 **KEY NO.** 1
 (PARTS CATALOG ALSO CONTAINS COMPONENTS FOR MAJOR OPTIONAL FEATURES LISTED BELOW)

WIRING DIAGRAM NO. (ENG) 612-2730-01 (AC) 612-4815-12

PART NO.	QTY.	DESCRIPTION	PART NO.	QTY.	DESCRIPTION
Note: Radiator Cooled Overspeed Switch Water Jacket Heater AC Meter Panel					
103-0521	1	Backplate, Gearcase			
405-1157	1	Flange, Air Duct Adapter			
338-0768	1	Harness, Wiring - Voltage Regulator To Exciter Stator			
301-2288	1	Panel, Upper Control			

SPECIAL PARTS LIST FOR **MODEL** 15.0RDJC-4R **SPEC** 9352AA
 FOR STANDARD PARTS REFER TO **CATALOG** 974-0221 **KEY NO.** 1
 (PARTS CATALOG ALSO CONTAINS COMPONENTS FOR MAJOR OPTIONAL FEATURES LISTED BELOW)

WIRING DIAGRAM NO. (ENG) 612-2730-01 (AC) 612-4816-12

PART NO.	QTY.	DESCRIPTION	PART NO.	QTY.	DESCRIPTION
Note: Radiator Cooled Overspeed Switch Water Jacket Heater AC Meter Panel 103-0521 1 Backplate, Gearcase 405-1157 1 Flange, Air Duct Adapter 338-0768 1 Harness, Wiring - Voltage Regulator To Exciter Stator 301-2204 1 Panel, Upper Control					

SPECIAL PARTS LIST FOR **MODEL** 15.0RDJC-3R **SPEC** 9412T
 FOR STANDARD PARTS REFER TO **CATALOG** 974-0221 **KEY NO.** 1
 (PARTS CATALOG ALSO CONTAINS COMPONENTS FOR MAJOR OPTIONAL FEATURES LISTED BELOW)
WIRING DIAGRAM NO. (ENG) 612-2730-01 (AC) 612-2719-14

PART NO.	QTY.	DESCRIPTION	PART NO.	QTY.	DESCRIPTION
Note: Radiator Cooled Overspeed Switch Water Jacket Heater Housed AC Meter Panel 220-0843 1 Stator, Wound 301-1551 1 Panel, Upper Control					

SPECIAL PARTS LIST FOR MODEL 15.0RDJC-3R SPEC 9412AA
 FOR STANDARD PARTS REFER TO CATALOG 974-0221 KEY NO. 1
 (PARTS CATALOG ALSO CONTAINS COMPONENTS FOR MAJOR OPTIONAL FEATURES LISTED BELOW)

WIRING DIAGRAM NO. (ENG) 612-2730-01 (AC) 612-4815-07

PART NO.	QTY.	DESCRIPTION	PART NO.	QTY.	DESCRIPTION
Note: Radiator Cooled Overspeed Switch Water Jacket Heater Housed AC Meter Panel					
103-0521	1	Backplate, Gearcase			
338-0768	1	Harness, Wiring - Voltage Regulator To Exciter Stator			
301-2288	1	Panel, Upper Control			

PART NO.	QTY.	DESCRIPTION	PART NO.	QTY.	DESCRIPTION
Note: Radiator Cooled Overspeed Switch Housed Water Jacket Heater AC Meter Panel					
103-0521	1	Backplate, Gearcase			
338-0768	1	Harness, Wiring - Voltage Regulator To Exciter Stator			
301-2204	1	Panel, Upper Control			

The following catalog
has gaps in its page
numbers, or doesn't
have any numbers.
We have chosen to
leave the page
numbering in the
order that Acrobat
assigns it.

SPECIAL PARTS LIST FOR **MODEL** 15.0RDJC-18R **SPEC** 18303AA
FOR STANDARD PARTS REFER TO CATALOG 974-0221 **KEY NO.** 1
(PARTS CATALOG ALSO CONTAINS COMPONENTS FOR MAJOR OPTIONAL FEATURES LISTED BELOW)

WIRING DIAGRAM NO. (ENG)612-2730-01(AC)612-4814-02

PART NO.	QTY.	DESCRIPTION	PART NO.	QTY.	DESCRIPTION
<p>Note: Radiator Cooled Water Jacket Heater</p>					
103-0521	1	Backplate, Gearcase			
220-2044	1	Stator, Wound			
201-2159	1	Rotor Assembly, Wound			
520-0799	4	Stud, Generator Through			
520-0791	1	Stud, Rotor Through			
301-2019	1	Panel, Upper Control			

SPECIAL PARTS LIST FOR **MODEL** 15.0RDJC-18R **SPEC** 18303AB
 FOR STANDARD PARTS REFER TO **CATALOG** 974-0221 **KEY NO.** 1
 (PARTS CATALOG ALSO CONTAINS COMPONENTS FOR MAJOR OPTIONAL FEATURES LISTED BELOW)
WIRING DIAGRAM NO. (ENG)612-5488-01(AC)612-5485-02

PART NO.	QTY.	DESCRIPTION	PART NO.	QTY.	DESCRIPTION
Note: Radiator Cooled Water Jacket Heater					
103-0521	1	Backplate, Gearcase			
220-2044	1	Stator, Wound			
201-2159	1	Rotor Assembly, Wound			
520-0799	4	Stud, Generator Through			
520-0791	1	Stud, Rotor Through			
320-0259	1	Limiter, Cranking			
301-2019	1	Panel, Upper Control			

SPECIAL PARTS LIST FOR MODEL 15.ORDJC-4R SPEC 18483AA
 FOR STANDARD PARTS REFER TO CATALOG 974-0221 KEY NO. 2
 (PARTS CATALOG ALSO CONTAINS COMPONENTS FOR MAJOR OPTIONAL FEATURES LISTED BELOW)

WIRING DIAGRAM NO. (ENG)612-4960-01(AC)612-4816-02

PART NO.	QTY.	DESCRIPTION	PART NO.	QTY.	DESCRIPTION
Note: City Water Cooled Overspeed Switch AC Meter Panel			332-0611	2	Block, Terminal - 3 Place
			332-0612	1	Strip, Marker - 3 Place
			307-0819	2	Relay - Low Oil Pressure And High Water Temperature Pre-Alarm
309-0169	1	Switch, Low Oil Pressure (Standard Part) Mounted Down - Closes At 14 Lbs.	307-0778	2	Spring, Relay Holddown
309-0064	1	Switch, Low Oil Pressure (Mounted Horizontally) Closes At 9 Lbs.	301-2393	2	Bracket, Relay Mounting (Low Oil Pressure And High Water Temperature Pre-Alarm (1)) (5 & 10 Second Crankers (1))
502-0058	1	Tee, Low Oil Pressure Switches Mounting	301-3252	1	Bracket, Relay Mounting - Generating Relay
505-0135	3	Nipple, Half - 3/8 X 1-1/2" - Pipe (Water Inlet)	307-1143	1	Relay, Generating
505-0060	1	Tee, Pipe - 3/8" Water Inlet	323-0760	1	Socket, Generating Relay
505-0101	3	Nipple, Close - 3/8" - Pipe (Water Inlet)	307-1157	1	Spring, Generating Relay Holddown
503-0478	1	Hose, Water Inlet-3/4 X 9"	301-2204	1	Panel, Upper Control
505-0039	1	Elbow, Pipe - 3/8" X 90° (Water Inlet)			
505-0376	1	Elbow, Pipe - 3/8" X 45° (Water Inlet)			
104-0594	1	Cover, Flywheel Guard			
104-0510	1	Guard, Flywheel			
306-0195	1	Plate, Starter Relay Mtg.			
336-0989	1	Lead, Relay To Starter - 7"			
309-0178	1	Switch, High Water Temperature - Standard Part - Mounted In Pipe Cross			
505-0101	1	Nipple, Close - 3/8 X 1" - Pipe Cross To Pipe Tee			
505-0060	1	Tee, Pipe - 3/8" - Close Nipple To Long Nipple			
505-0075	1	Nipple, Long - 3/8 X 2-1/2" - Pipe Tee To Block			
309-0179	1	Switch, High Water Temperature - Mounted In Pipe Tee			
338-0768	1	Harness, Wiring - Voltage Regulator To Exciter Stator			
307-0696	1	Relay, Cycle Cranker (10 Seconds)			
307-0734	1	Relay, Cycle Cranker (5 Seconds)			
307-0597	2	Relay - Pilot (1) Fuel (1)			
307-0848	1	Relay, Time Delay - Low Oil Pressure			
320-0259	1	Limiter, Cranking			
353-0015	1	Resistor, Fixed - 3.5 Ohm, 10 Watt (Cranking Limiter)			

SPECIAL PARTS LIST FOR MODEL 15.0RDJC-5DR SPEC 18520AA
 FOR STANDARD PARTS REFER TO CATALOG 974-0221 KEY NO. 1
 (PARTS CATALOG ALSO CONTAINS COMPONENTS FOR MAJOR OPTIONAL FEATURES LISTED BELOW)
 WIRING DIAGRAM NO. (ENG)612-2749-01(AC)612-4818-07

PART NO.	QTY.	DESCRIPTION	PART NO.	QTY.	DESCRIPTION
Note: Radiator Cooled Overspeed Switch Housed AC Meter Panel					
103-0521	1	Backplate, Gearcase			
405-1157	1	Flange, Air Duct Adapter			
338-0768	1	Harness, Wiring - Voltage Regulator To Exciter Stator			
320-0259	1	Limiter, Cranking			
332-0795	1	Block, Terminal - 16 Place			
332-0862	1	Strip, Marker - 16 Place			
301-2204	1	Panel, Upper Control			

SPECIAL PARTS LIST FOR MODEL 15.ORDJC-18R SPEC 18549AA
 FOR STANDARD PARTS REFER TO CATALOG 974-0221 KEY NO. 1
 (PARTS CATALOG ALSO CONTAINS COMPONENTS FOR MAJOR OPTIONAL FEATURES LISTED BELOW)

WIRING DIAGRAM NO. (ENG) 612-2730-01 (AC) 612-4882-05

PART NO.	QTY.	DESCRIPTION	PART NO.	QTY.	DESCRIPTION
Note: Radiator Cooled Housed Water Jacket Heater AC Meter Panel Fuel Tank					
103-0521	1	Backplate, Gearcase			
220-2044	1	Stator, Wound			
201-2159	1	Rotor Assembly, Wound			
520-0799	4	Stud, Generator Through			
520-0791	1	Stud, Rotor Through			
301-3732	1	Panel, Upper Control			
322-0044	2	Light, Neon Signal (Red)			
308-0203	1	Switch, Output Phase (SPDT)			
338-0755	1	Harness, Wiring - Voltage Regulator To Exciter Stator			

SPECIAL PARTS LIST FOR MODEL 15.ORDJC-4R SPEC 18564AA
 FOR STANDARD PARTS REFER TO CATALOG 974-0221 KEY NO. 1
 (PARTS CATALOG ALSO CONTAINS COMPONENTS FOR MAJOR OPTIONAL FEATURES LISTED BELOW)
 WIRING DIAGRAM NO. (ENG) 612-2730-01(AC) 612-4816-02

PART NO.	QTY.	DESCRIPTION	PART NO.	QTY.	DESCRIPTION
Note: Radiator Cooled Water Jacket Heater AC Meter Panel					
103-0521	1	Backplate, Gearcase			
220-2044	1	Stator, Wound			
201-2159	1	Rotor Assembly, Wound			
520-0799	4	Stud, Generator Through			
520-0791	1	Stud, Rotor Through			
301-2204	1	Panel, Upper Control			

WIRING DIAGRAM NO. (ENG)612-2730-01 (AC)612-4814-08

Redistribution or publication of this document
by any means, is strictly prohibited.

SPECIAL PARTS LIST FOR MODEL 15.ORDJC-5DR SPEC 18603AA
 FOR STANDARD PARTS REFER TO CATALOG 974-0221 KEY NO. 1
 (PARTS CATALOG ALSO CONTAINS COMPONENTS FOR MAJOR OPTIONAL FEATURES LISTED BELOW)

WIRING DIAGRAM NO. (ENG)612-3136-01(AC)612-4818-17

PART NO.	QTY.	DESCRIPTION	PART NO.	QTY.	DESCRIPTION
Note: Radiator Cooled Overspeed Switch Water Jacket Heater AC Meter Panel Housed					
103-0521	1	Backplate, Gearcase			
405-1889	1	Shield, Rain			
338-0768	1	Harness, Wiring - Voltage Regulator To Exciter Stator			
320-0259	1	Limiter, Cranking			
307-0696	1	Relay, Delay - 10 Seconds			
307-0734	1	Relay, Delay - 5 Seconds			
332-0795	1	Block, Terminal - 16 Place			
332-0862	1	Strip, Marker - 16 Place			
301-2204	1	Panel, Upper Control			

SPECIAL PARTS LIST FOR MODEL 15.ORDJC-5DR SPEC 18603AB
 FOR STANDARD PARTS REFER TO CATALOG 974-0221 KEY NO. 1
 (PARTS CATALOG ALSO CONTAINS COMPONENTS FOR MAJOR OPTIONAL FEATURES LISTED BELOW)
 WIRING DIAGRAM NO. (ENG) 612-5548-01(AC) 612-5502-12

PART NO.	QTY.	DESCRIPTION	PART NO.	QTY.	DESCRIPTION
Note: Radiator Cooled Overspeed Switch Housed Water Jacket Heater AC Meter Panel					
103-0521	1	Backplate, Gearcase			
405-1889	1	Shield, Rain			
338-0768	1	Harness, Wiring - Voltage Regulator To Exciter Stator			
320-0259	1	Limiter, Cranking			
332-0611	2	Block, Terminal - 3 Place			
332-0612	1	Strip, Marker - 3 Place			
307-0597	2	Relay - Pilot (1) Fuel (1)			
307-0696	1	Relay, Cycle Cranker (10 Seconds)			
307-0734	1	Relay, Cycle Cranker (5 Seconds)			
301-2393	1	Bracket, Relay Mounting			
301-2204	1	Panel, Upper Control			

SPECIAL PARTS LIST FOR **MODEL** 15.0RDJC-5DR **SPEC** 18625AA
 FOR STANDARD PARTS REFER TO **CATALOG** 974-0221 **KEY NO.** 1
 (PARTS CATALOG ALSO CONTAINS COMPONENTS FOR MAJOR OPTIONAL FEATURES LISTED BELOW)

WIRING DIAGRAM NO. (ENG)612-2730-01(AC)612-4818-07

PART NO.	QTY.	DESCRIPTION	PART NO.	QTY.	DESCRIPTION
Note: Radiator Cooled Housed AC Meter Panel					
103-0521	1	Backplate, Gearcase			
405-1889	1	Shield, Rain			
220-2044	1	Stator, Wound			
201-2159	1	Rotor Assembly, Wound			
520-0799	4	Stud, Generator Through			
520-0791	1	Stud, Rotor Through			
301-2204	1	Panel, Upper Control			

SPECIAL PARTS LIST FOR **MODEL** 15.0RDJC-5DR **SPEC** 18625AB
 FOR STANDARD PARTS REFER TO **CATALOG** 974-0221 **KEY NO.** 1
 (PARTS CATALOG ALSO CONTAINS COMPONENTS FOR MAJOR OPTIONAL FEATURES LISTED BELOW)

WIRING DIAGRAM NO. (ENG)612-5488-01(AC)612-5502-07

PART NO.	QTY.	DESCRIPTION	PART NO.	QTY.	DESCRIPTION
Note: Radiator Cooled Housed AC Meter Panel					
103-0521	1	Backplate, Gearcase			
405-1889	1	Shield, Rain			
220-2044	1	Stator, Wound			
201-2159	1	Rotor Assembly, Wound			
520-0799	4	Stud, Generator Through			
520-0791	1	Stud, Rotor Through			
320-0259	1	Limiter, Cranking			
301-2204	1	Panel, Upper Control			

SPECIAL PARTS LIST FOR **MODEL** 15.0RDJC-4R **SPEC** 18627AA
FOR STANDARD PARTS REFER TO CATALOG 974-0221 **KEY NO.** 1
(PARTS CATALOG ALSO CONTAINS COMPONENTS FOR MAJOR OPTIONAL FEATURES LISTED BELOW)
WIRING DIAGRAM NO. (ENG) 612-4880-01 (AC) 612-4816-02

PART NO.	QTY.	DESCRIPTION	PART NO.	QTY.	DESCRIPTION
Note: Radiator Cooled Overspeed Switch Water Jacket Heater Low Engine Temperature Switch AC Meter Panel 103-0521 1 Backplate, Gearcase 405-1157 1 Flange, Air Duct Adapter 338-0768 1 Harness, Wiring - Voltage Regulator To Exciter Stator 220-2044 1 Stator, Wound 201-2159 1 Rotor Assembly, Wound 520-0799 4 Stud, Generator Through 520-0791 1 Stud, Rotor Through 320-0259 1 Limiter, Cranking 301-3252 1 Bracket, Relay Mounting (Low Engine Temperature And Generating Relay) 307-1143 1 Relay, Generating 323-0760 1 Socket, Generating Relay 307-1157 1 Spring, Generating Relay Holddown 301-2204 1 Panel, Upper Control					



SPECIAL PARTS LIST FOR MODEL 15.ORDJC-4R SPEC 18627AB
 FOR STANDARD PARTS REFER TO CATALOG 974-0221 KEY NO. 1
 (PARTS CATALOG ALSO CONTAINS COMPONENTS FOR MAJOR OPTIONAL FEATURES LISTED BELOW)

WIRING DIAGRAM NO. (ENG)612-5516-01(AC)612-5500-02

PART NO.	QTY.	DESCRIPTION	PART NO.	QTY.	DESCRIPTION
Note: Radiator Cooled Overspeed Switch Water Jacket Heater AC Meter Panel Low Engine Temperature Switch					
103-0521	1	Backplate, Gearcase			
405-1157	1	Flange, Air Duct Adapter			
338-0768	1	Harness, Wiring - Voltage Regulator To Exciter Stator			
220-2044	1	Stator, Wound			
201-2159	1	Rotor Assembly, Wound			
520-0799	4	Stud, Generator Through			
520-0791	1	Stud, Rotor Through			
320-0259	1	Limiter, Cranking			
301-3252	1	Bracket, Relay Mounting (Low Engine Temperature And Generating Relay)			
307-1143	1	Relay, Generating			
323-0760	1	Socket, Generating Relay			
307-1157	1	Spring, Generating Relay Holddown			
301-2204	1	Panel, Upper Control			

-SPECIAL PARTS LIST FOR MODEL 15.0RDJC-4XR SPEC 18642AB
FOR STANDARD PARTS REFER TO CATALOG 974-0221 KEY NO. 1
(PARTS CATALOG ALSO CONTAINS COMPONENTS FOR MAJOR OPTIONAL FEATURES LISTED BELOW)

WIRING DIAGRAM NO. (ENG)612-5488-01(AC)612-5501-11

PART NO.	QTY.	DESCRIPTION	PART NO.	QTY.	DESCRIPTION
Note: Radiator Cooled Housed AC Meter Panel					
103-0521	1	Backplate, Gearcase			
405-1889	1	Shield, Rain			
320-0259	1	Limiter, Cranking			
301-2308	1	Panel, Upper Control			

SPECIAL PARTS LIST FOR MODEL 15.ORDJC-18R SPEC 18671AA
 FOR STANDARD PARTS REFER TO CATALOG 974-0221 KEY NO. 1
 (PARTS CATALOG ALSO CONTAINS COMPONENTS FOR MAJOR OPTIONAL FEATURES LISTED BELOW)
 WIRING DIAGRAM NO. (ENG)612-2749-01 (AC)612-4815-07

PART NO.	QTY.	DESCRIPTION	PART NO.	QTY.	DESCRIPTION
Note: Radiator Cooled Overspeed Switch Water Jacket Heater AC Meter Panel Housed					
103-0521	1	Backplate, Gearcase			
405-1889	1	Shield, Rain			
338-0768	1	Harness, Wiring - Voltage Regulator To Exciter Stator			
220-2044	1	Stator, Wound			
201-2159	1	Rotor Assembly, Wound			
520-0799	4	Stud, Generator Through			
520-0791	1	Stud, Rotor Through			
320-0259	1	Limiter, Cranking			
332-0795	1	Block, Terminal - 16 Place			
332-0862	1	Strip, Marker - 16 Place			
301-2288	1	Panel, Upper Control			
Note: Generator Leads Wired Per AC Wiring Diagram 612-4814					

SPECIAL PARTS LIST FOR MODEL 15.0RDJC-3R SPEC 18741AA
 FOR STANDARD PARTS REFER TO CATALOG 974-0221 KEY NO. 1
 (PARTS CATALOG ALSO CONTAINS COMPONENTS FOR MAJOR OPTIONAL FEATURES LISTED BELOW)

WIRING DIAGRAM NO. (ENG)612-4842-01(AC)612-5448-07

PART NO.	QTY.	DESCRIPTION	PART NO.	QTY.	DESCRIPTION
Note: Radiator Cooled Overspeed Switch Housed Low Engine Temperature Switch AC Meter Panel			301-2393	1	Bracket, Relay Mounting (Low Oil Pressure And High Water Temperature)
309-0179	1	Switch, High Water Temperature (Standard Part) Side Mounted On Water Outlet Housing	301-3252	1	Bracket, Relay Mounting (Low Engine Temperature And Generating Relay)
309-0178	1	Switch, High Water Temperature- Top Mounted On Water Outlet Housing	307-1143	1	Relay, Generating
309-0169	1	Switch, Low Oil Pressure (Standard Part) Mounted Down - Closes At 14 Lbs.	323-0760	1	Socket, Generating Relay
309-0064	1	Switch, Low Oil Pressure (Mounted Horizontally) Closes At 9 Lbs.	307-1157	1	Spring, Generating Relay Holddown
502-0058	1	Tee, Low Oil Pressure Switches Mounting	301-2288	1	Panel, Upper Control
103-0521	1	Backplate, Gearcase	305-0584	1	Regulator, Voltage-Comple
338-0768	1	Harness, Wiring - Voltage Regulator To Exciter Stator	300-1654	1	Board, Voltage Regulator (Replaces 300-1405 Volta; Regulator Board - For Component Parts Of 300-1405 Board Use Parts Listed For 300-1404 Boar
405-1157	1	Flange, Air Duct Adapter	The Following Parts Refer To The Voltage Regulator Filter:		
405-1889	1	Shield, Rain	232-2589	1	Regulator Filter Package - Complete
234-0543	1	Cover, End Bell	232-2462	1	Box, Mounting
333-0017	1	Cord, Generator Heater	232-2463	1	Cover, Mounting Box
333-0157	1	Heater, Immersion-Generator	312-0197	1	Capacitor
333-0151	1	Heater - Control	312-0198	2	Bracket, Capacitor Mountin
309-0128	1	Thermostat, Adjustable - Control	508-0071	1	Grommet, Rubber
301-1886	1	Cover, Thermostat - Control	304-0120	2	Resistor, Fixed - 2 Ohms, 25 Watt
335-0110	1	Cable Assembly, Heater - Control	304-0015	4	Washer, Resistor Centering
220-2308	1	Stator, Wound - Exciter	304-0292	2	Insulator, Resistor
201-2299	1	Rotor, Wound - Exciter	813-0112	2	Screw, Machine - Round Hea (10-32 X 2-1/2") Resisto Mounting
234-0532	1	Baffle, Air	338-1165	1	Harness, Wiring
220-2671	1	Stator, Wound	332-0942	2	Cable, Tie
201-2313	1	Rotor Assembly, Wound	625-1310	-	Diagram, Wiring
307-0848	1	Relay, Time Delay - Low Oil Pressure			
320-0259	1	Limiter, Cranking			
332-0611	2	Block, Terminal - 3 Place			
332-0612	1	Strip, Marker - 3 Place			
307-0819	3	Relay - Low Oil Pressure And High Water Temperature Pre-Alarm And Low Engine Temperature			
307-0778	3	Spring, Relay Holddown			

SPECIAL PARTS LIST FOR MODEL 15.0RDJG-4R SPEC 18746AA
 FOR STANDARD PARTS REFER TO CATALOG 974-0221 KEY NO. 1
 (PARTS CATALOG ALSO CONTAINS COMPONENTS FOR MAJOR OPTIONAL FEATURES LISTED BELOW)

WIRING DIAGRAM NO. (ENG) 612-2749-01 (AC) 612-4816-12

PART NO.	QTY.	DESCRIPTION	PART NO.	QTY.	DESCRIPTION
Note: Radiator Cooled Overspeed Switch Water Jacket Heater AC Meter Panel					
103-0521	1	Backplate, Gearcase			
405-1157	1	Flange, Air Duct Adapter			
338-0768	1	Harness, Wiring - Voltage Regulator To Exciter Stator			
320-0259	1	Limiter, Cranking			
332-0795	1	Block, Terminal - 16 Place			
332-0862	1	Strip, Marker - 16 Place			
301-2204	1	Panel, Upper Control			
The Following Parts Refer To The Voltage Regulator Filter:					
232-2589	1	Regulator Filter Package - Complete			
232-2462	1	Box, Mounting			
232-2463	1	Cover, Mounting Box			
312-0197	1	Capacitor			
312-0198	2	Bracket, Capacitor Mounting			
508-0071	1	Grommet, Rubber			
304-0120	2	Resistor, Fixed - 2 Ohms, 25 Watt			
304-0015	4	Washer, Resistor Centering			
304-0292	2	Insulator, Resistor			
813-0112	2	Screw, Machine - Round Head (10-32 X 2-1/2") Resistor Mounting			
338-1165	1	Harness, Wiring			
332-0942	2	Cable, Tie			
625-1310	-	Diagram, Wiring			

SPECIAL PARTS LIST FOR MODEL 15.0RDJC-4R SPEC 18763AA
 FOR STANDARD PARTS REFER TO CATALOG 974-0221 KEY NO. 1
 (PARTS CATALOG ALSO CONTAINS COMPONENTS FOR MAJOR OPTIONAL FEATURES LISTED BELOW)

WIRING DIAGRAM NO. (ENG)612-5036-01(AC)612-4816-12

PART NO.	QTY.	DESCRIPTION	PART NO.	QTY.	DESCRIPTION
Note: Radiator Cooled Overspeed Switch Water Jacket Heater Low Engine Temperature Switch AC Meter Panel			301-2204	1	Panel, Upper Control
			The Following Parts Refer To The Cycle Cranker Control:		
309-0179	1	Switch, High Water Temperature (Standard Part) Side Mounted On Water Outlet Housing	322-0004	1	Bulb, Signal
309-0178	1	Switch, High Water Temperature Top Mounted On Water Outlet Housing	322-0069	1	Receptacle, Signal Light
309-0169	1	Switch, Low Oil Pressure (Standard Part) Mounted Down - Closes At 14 Lbs.	307-1149	2	Relay, Time Delay (1-300 Sec Cranking Period (1) And Total Cycles (1)
309-0064	1	Switch, Low Oil Pressure (Mounted Horizontally) Closes At 9 Lbs.	307-1157	1	Relay, Time Delay (1-300 Sec Rest Period)
502-0058	1	Tee, Low Oil Pressure Switches Mounting	307-0655	1	Relay, Latching
103-0521	1	Backplate, Gearcase	307-0052	1	Relay, Start-Disconnect
338-0768	1	Harness, Wiring - Voltage Regulator To Exciter Stator	332-0699	1	Block, Terminal - 6 Place
307-0848	1	Relay, Time Delay - Low Oil Pressure	332-0730	1	Strip, Marker - 6 Place
307-0819	4	Relay - Plant Failed To Start, Low Engine Temperature, Low Oil Pressure Pre-Alarm And High Water Temperature Pre-Alarm	301-1756	1	Box, Control
332-1007	1	Strip, Marker - 20 Place	301-1757	1	Bracket, Relay Mounting
332-0611	3	Block, Terminal - 3 Place	517-0019	3	Button, Dot - 1/2"
332-0612	2	Strip, Marker - 3 Place	332-0050	1	Clip, Wire
307-0778	4	Spring, Relay Holddown	160-0144	2	Jumper, Relay
301-2393	1	Bracket, Relay Mounting (Low Oil Pressure And High Water Temperature Pre-Alarm)	625-1132	-	Diagram, Wiring
301-3252	1	Bracket, Relay Mounting (Low Engine Temperature And Generating Relay)			
307-1143	1	Relay, Generating			
323-0760	1	Socket, Generating Relay			
307-1157	1	Spring, Generating Relay Holddown			



SPECIAL PARTS LIST FOR MODEL 15.ORDJC-4R SPEC 18783AA
 FOR STANDARD PARTS REFER TO CATALOG 974-0221 KEY NO. 2
 (PARTS CATALOG ALSO CONTAINS COMPONENTS FOR MAJOR OPTIONAL FEATURES LISTED BELOW)
 WIRING DIAGRAM NO. (ENG)612-5455-01(AC)612-4816-02

PART NO.	QTY.	DESCRIPTION	PART NO.	QTY.	DESCRIPTION
Note: City Water Cooled Overspeed Switch AC Meter Panel			332-1007	1	Strip, Marker - 20 Place
309-0169	1	Switch, Low Oil Pressure (Standard Part) Mounted Down - Closes At 14 Lbs.	332-0611	3	Block, Terminal - 3 Place
309-0064	1	Switch, Low Oil Pressure (Mounted Horizontally) Closes At 9 Lbs.	332-0612	2	Strip, Marker - 3 Place
502-0058	1	Tee, Low Oil Pressure Switches Mounting	307-0778	3	Spring, Relay Holddown
505-0135	3	Nipple, Half - 3/8 X 1-1/2" - Pipe (Water Inlet)	301-2393	1	Bracket, Relay Mounting (Low Oil Pressure And High Water Temperature Pre-Alarm)
505-0060	1	Tee, Pipe - 3/8" Water Inlet	301-2204	1	Panel, Upper Control
505-0101	3	Nipple, Close - 3/8" - Pipe (Water Inlet)			
503-0478	1	Hose, Water Inlet-3/4 X 9"			
505-0039	1	Elbow, Pipe - 3/8" X 90° (Water Inlet)			
505-0376	1	Elbow, Pipe - 3/8" X 45° (Water Inlet)			
104-0594	1	Cover, Flywheel Guard			
104-0510	1	Guard, Flywheel			
306-0195	1	Plate, Starter Relay Mtg.			
336-0989	1	Lead, Relay To Starter - 7"			
309-0178	1	Switch, High Water Temperature Standard Part - Mounted In Pipe Cross			
505-0101	1	Nipple, Close - 3/8 X 1" - Pipe Cross To Pipe Tee			
505-0060	1	Tee, Pipe - 3/8" - Close Nipple To Long Nipple			
505-0075	1	Nipple, Long - 3/8 X 2-1/2" - Pipe Tee To Block			
309-0179	1	Switch, High Water Temperature Mounted In Pipe Tee			
338-0768	1	Harness, Wiring - Voltage Regulator To Exciter Stator			
307-0848	1	Relay, Time Delay - Low Oil Pressure			
307-0819	3	Relay - Low Oil Pressure And High Water Temperature Pre-Alarm And Low Engine Temperature			

SPECIAL PARTS LIST FOR MODEL 15.ORDJC-4XR SPEC 18909AA
 FOR STANDARD PARTS REFER TO CATALOG 974-0221 KEY NO. 1
 (PARTS CATALOG ALSO CONTAINS COMPONENTS FOR MAJOR OPTIONAL FEATURES LISTED BELOW)

WIRING DIAGRAM NO. (ENG)612-2730-01 (AC)612-4817-11

PART NO.	QTY.	DESCRIPTION	PART NO.	QTY.	DESCRIPTION
Note: Radiator Cooled Overspeed Switch Water Jacket Heater AC Meter Panel Housed					
103-0521	1	Backplate, Gearcase			
405-1889	1	Shield, Rain			
338-0768	1	Harness, Wiring - Voltage Regulator To Exciter Stator			
301-2308	1	Panel, Upper Control			

SPECIAL PARTS LIST FOR **MODEL** 15.ORDJC-5DR **SPEC** 19127AB
FOR STANDARD PARTS REFER TO CATALOG 974-0221 **KEY NO.** 1
(PARTS CATALOG ALSO CONTAINS COMPONENTS FOR MAJOR OPTIONAL FEATURES LISTED BELOW)

WIRING DIAGRAM NO. (ENG) 612-5505-01 (AC) 612-5502-07

PART NO.	QTY.	DESCRIPTION	PART NO.	QTY.	DESCRIPTION
Note: Radiator Cooled Overspeed Switch Housed Water Jacket Heater Low Engine Temperature Switch AC Meter Panel					
309-0179	1	Switch, High Water Temperature (Standard Part) Side Mounted On Water Outlet Housing			
309-0178	1	Switch, High Water Temperature Top Mounted On Water Outlet Housing			
309-0169	1	Switch, Low Oil Pressure (Standard Part) Mounted Down - Closes At 14 Lbs.			
309-0064	1	Switch, Low Oil Pressure (Mounted Horizontally) Closes At 9 Lbs.			
502-0058	1	Tee, Low Oil Pressure Switches Mounting			
103-0521	1	Backplate, Gearcase			
338-0768	1	Harness, Wiring - Voltage Regulator To Exciter Stator			
307-0848	1	Relay, Time Delay - Low Oil Pressure			
320-0259	1	Limiter, Cranking			
332-0611	2	Block, Terminal - 3 Place			
332-0612	1	Strip, Marker - 3 Place			
307-0819	3	Relay - Low Oil Pressure And High Water Temperature Pre-Alarm And Low Engine Temperature			
307-0778	3	Spring, Relay Holddown			
301-2393	1	Bracket, Relay Mounting (Low Oil Pressure And High Water Temperature)			
301-3252	1	Bracket, Relay Mounting (Low Engine Temperature And Generating Relay)			
307-1143	1	Relay, Generating			
323-0760	1	Socket, Generating Relay			
307-1157	1	Spring, Generating Relay Holddown			
301-2204	1	Panel, Upper Control			

SPECIAL PARTS LIST FOR MODEL 15.0RDJC-5DR SPEC 19137AB
 FOR STANDARD PARTS REFER TO CATALOG 974-0221 KEY NO. 2
 (PARTS CATALOG ALSO CONTAINS COMPONENTS FOR MAJOR OPTIONAL FEATURES LISTED BELOW)

WIRING DIAGRAM NO. (ENG)612-5488-01(AC)612-5502-02

PART NO.	QTY.	DESCRIPTION	PART NO.	QTY.	DESCRIPTION
Note: City Water Cooled AC Meter Panel Water Jacket Heater Heat Exchanger					
104-0548	1	Flywheel Assembly			
104-0957	1	Hub And Pulley, Flywheel			
140-1212	1	Adapter, Air Cleaner			
140-1260	1	Fitting, Safety Filter-Air Cleaner Adapter To Restriction Indicator			
140-0723	1	Pre-Cleaner, Air Cleaner			
503-0274	2	Clamp, Air Cleaner Hose			
140-0722	1	Band, Air Cleaner Mounting			
140-0721	1	Cleaner, Air (Includes Element And Baffle)			
140-0765	1	Element, Air Cleaner			
140-1267	1	Baffle, Air Cleaner			
503-0444	1	Hose, Air Cleaner - 30"			
104-0510	1	Guard, Flywheel			
306-0195	1	Plate, Starter Relay Mtg.			
336-0989	1	Lead, Relay To Starter - 7"			
502-0258	2	Nipple, Half - Brass - 3/8 X 2" Water Pump Inlet			
502-0085	2	Nipple, Close - Brass - 3/8" Water Pump Inlet			
502-0263	2	Elbow, Brass - 3/8" 90° Water Pump Inlet			
320-0259	1	Limiter, Cranking			
301-2204	1	Panel, Upper Control			
The Following Parts Refer To The Cylinder Block Water Inlet And Water Jacket Heater Pipe Fittings:					
505-0101	5	Nipple, Close - 3/8"			
505-0135	4	Nipple, Half - 3/8 X 1-1/8"			
505-0376	1	Elbow - 3/8" 45°			
503-0183	2	Clamp, Hose			
503-0478	1	Hose, Water - 3/4 X 9"			
505-0039	1	Elbow - 3/8" 90°			
505-0060	1	Tee - 3/8"			
505-0475	1	Cross - 3/8"			

SPECIAL PARTS LIST FOR **MODEL** 15.0RDJC-4XR **SPEC** 19142AB
 FOR STANDARD PARTS REFER TO **CATALOG** 974-0221 **KEY NO.** 1
 (PARTS CATALOG ALSO CONTAINS COMPONENTS FOR MAJOR OPTIONAL FEATURES LISTED BELOW)

WIRING DIAGRAM NO. (ENG)612-5516-01(AC)612-5501-08

PART NO.	QTY.	DESCRIPTION	PART NO.	QTY.	DESCRIPTION
Note: Radiator Cooled Overspeed Switch AC Meter Panel Low Engine Temperature Switch					
103-0521	1	Backplate, Gearcase			
338-0768	1	Harness, Wiring - Voltage Regulator To Exciter Stator			
320-0259	1	Limiter, Cranking			
301-3252	1	Bracket, Relay Mounting (Low Engine Temperature And Generating Relay)			
307-1143	1	Relay, Generating			
323-0760	1	Socket, Generating Relay			
307-1157	1	Spring, Generating Relay Holddown			
301-2308	1	Panel, Upper Control			

SPECIAL PARTS LIST FOR MODEL 15.ORDJC-4R SPEC 19179AB
 FOR STANDARD PARTS REFER TO CATALOG 974-0221 KEY NO. 1
 (PARTS CATALOG ALSO CONTAINS COMPONENTS FOR MAJOR OPTIONAL FEATURES LISTED BELOW)
 WIRING DIAGRAM NO. (ENG)612-5517-01(AC)612-5500-17

PART NO.	QTY.	DESCRIPTION	PART NO.	QTY.	DESCRIPTION
Note: Radiator Cooled Overspeed Switch Housed AC Meter Panel					
103-0521	1	Backplate, Gearcase			
338-0768	1	Harness, Wiring - Voltage Regulator To Exciter Stator			
307-0819	1	Relay, Start Disconnect			
332-1007	1	Strip, Marker - 20 Place			
332-0611	2	Block, Terminal - 3 Place			
332-0612	1	Strip, Marker - 3 Place			
307-0778	1	Spring, Relay Holddown - (Start Disconnect)			
301-2204	1	Panel, Upper Control			

SPECIAL PARTS LIST FOR **MODEL** 12.5RDJC-57R **SPEC** 19267AB
 FOR STANDARD PARTS REFER TO **CATALOG** 974-0221 **KEY NO.** 1
 (PARTS CATALOG ALSO CONTAINS COMPONENTS FOR MAJOR OPTIONAL FEATURES LISTED BELOW)

WIRING DIAGRAM NO. (ENG)612-5488-01 (AC)612-5523-01

PART NO.	QTY.	DESCRIPTION	PART NO.	QTY.	DESCRIPTION
Note: Radiator Cooled AC Meter Panel					
103-0521	1	Backplate, Gearcase			
220-2661	1	Stator, Wound			
201-2313	1	Rotor, Wound			
201-2299	1	Rotor, Wound - Exciter			
220-2308	1	Stator, Wound - Exciter			
234-0532	1	Baffle, Air			
305-0584	1	Regulator, Voltage (Without Voltage Adjustment)			
300-1654	1	Board, Voltage Regulator (For Component Parts Use Parts Listed For 300-1540 Voltage Regulator Board)			
301-2308	1	Panel, Upper Control			
320-0259	1	Limiter, Cranking			
302-0612	1	Voltmeter, AC (Scale 0-500)			

SPECIAL PARTS LIST FOR MODEL 15.0RDJC-4XR SPEC 19439AB
 FOR STANDARD PARTS REFER TO CATALOG 974-0221 KEY NO. 1
 (PARTS CATALOG ALSO CONTAINS COMPONENTS FOR MAJOR OPTIONAL FEATURES LISTED BELOW)

WIRING DIAGRAM NO. (ENG)612-5519-01(AC)612-5518-05

PART NO.	QTY.	DESCRIPTION	PART NO.	QTY.	DESCRIPTION
Note: Radiator Cooled Overspeed Switch Housed Water Jacket Heater Low Engine Temperature Switch AC Meter Panel					
103-0521	1	Backplate, Gearcase			
405-1157	1	Flange, Air Duct Adapter			
405-1889	1	Shield, Rain			
338-0768	1	Harness, Wiring - Voltage Regulator To Exciter Stator			
307-1149	1	Relay, Time Delay (Cycle Cranker) 1 - 300 Seconds			
307-0597	2	Relay - Pilot (1) Fuel (1)			
332-0611	2	Block, Terminal - 3 Place			
332-0612	1	Strip, Marker - 3 Place			
301-2574	1	Panel, Lower Control			
307-0696	1	Relay, Cycle Cranker (10 Seconds)			
307-0734	1	Relay, Cycle Cranker (5 Seconds)			
301-2393	1	Bracket, Relay Mounting (5 & 10 Second Crankers)			
307-1143	1	Relay, Generating			
301-3252	1	Bracket, Relay Mounting (Low Engine Temperature And Generating Relay)			
323-0760	1	Socket, Generating Relay			
307-1157	1	Spring, Generating Relay Holddown			
301-2308	1	Panel, Upper Control			
302-0809	1	Meter, Frequency			
304-0711	1	Resistor, Fixed (Frequency Meter) 23,000 Ohm, 50 Watt			

SPECIAL PARTS LIST FOR **MODEL** 15.ORDJC-18R **SPEC** 19562AB
FOR STANDARD PARTS REFER TO CATALOG 974-0221 **KEY NO.** 1
(PARTS CATALOG ALSO CONTAINS COMPONENTS FOR MAJOR OPTIONAL FEATURES LISTED BELOW)

WIRING DIAGRAM NO. (ENG)612-5488-01 (AC)612-5486-12

PART NO.	QTY.	DESCRIPTION	PART NO.	QTY.	DESCRIPTION
<p>Note: Radiator Cooled Water Jacket Heater AC Meter Panel Oil Bath Air Cleaner</p>					
140-1212	1	Adapter, Air Cleaner			
140-1260	1	Fitting, Safety Filter-Air Cleaner Adapter To Restriction Indicator			
103-0521	1	Backplate, Gearcase			
503-0274	2	Clamp, Hose - Air Cleaner			
405-1157	1	Flange, Air Duct Adapter			
220-2044	1	Stator, Wound			
201-2159	1	Rotor Assembly, Wound			
520-0799	4	Stud, Generator Through			
520-0791	1	Stud, Rotor Through			
320-0259	1	Limiter, Cranking			
301-2288	1	Panel, Upper Control			
<p>The Following Parts Refer To The Voltage Regulator Filter:</p>					
232-2589	1	Regulator Filter Package - Complete			
232-2462	1	Box, Mounting			
232-2463	1	Cover, Mounting Box			
312-0197	1	Capacitor			
312-0198	2	Bracket, Capacitor Mounting			
508-0071	1	Grommet, Rubber			
304-0120	2	Resistor, Fixed - 2 Ohms, 25 Watt			
304-0015	4	Washer, Resistor Centering			
304-0292	2	Insulator, Resistor			
813-0112	2	Screw, Machine - Round Head (10-32 X 2-1/2") Resistor Mounting			
338-1165	1	Harness, Wiring			
332-0942	2	Cable, Tie			
625-1310	-	Diagram, Wiring			
<p>Note: Generator Leads Wired Per AC Wiring Diagram 612-5485</p>					

SPECIAL PARTS LIST FOR **MODEL** 15.ORDJC-4R **SPEC** 19581AB
 FOR STANDARD PARTS REFER TO **CATALOG** 974-0221 **KEY NO.** 1
 (PARTS CATALOG ALSO CONTAINS COMPONENTS FOR MAJOR OPTIONAL FEATURES LISTED BELOW)

WIRING DIAGRAM NO. (ENG)612-5541-03(AC)612-5500-07

PART NO.	QTY.	DESCRIPTION	PART NO.	QTY.	DESCRIPTION
Note: Radiator Cooled Overspeed Switch Housed Low Engine Temperature Switch AC Meter Panel			625-1581	-	Diagram, Wiring
			301-4821	1	Bracket, Control Mounting
103-0521	1	Backplate, Gearcase			
338-0768	1	Harness, Wiring - Voltage Regulator To Exciter Stator			
307-0597	2	Relay - Pilot (1) Fuel (1)			
320-0259	1	Limiter, Cranking			
332-0611	2	Block, Terminal - 3 Place			
332-0612	1	Strip, Marker - 3 Place			
307-0696	1	Relay, Cycle Cranker (10 Seconds)			
307-0734	1	Relay, Cycle Cranker (5 Seconds)			
301-2393	1	Bracket, Relay Mounting (5 & 10 Second Crankers)			
307-1143	1	Relay, Generating			
301-3252	1	Bracket, Relay Mounting (Low Engine Temperature And Generating Relay)			
323-0760	1	Socket, Generating Relay			
307-1157	1	Spring, Generating Relay Holddown			
301-2204	1	Panel, Upper Control			
The Following Parts Refer To The Glow Plug Control:					
332-0592	3	Jumper, Ground			
307-1274	1	Relay			
315-0433	1	Transformer			
332-0406	1	Block, Terminal - 3 Place (TB 1) Length 2-1/4" Mounting Hole To Mounting Hole			
332-0426	1	Strip, Marker - 1-1/2" Wide (Used With 332-0406 Terminal Block)			
332-0236	1	Block, Terminal - 3 Place (TB 2) Length 2-3/4" Mounting Hole To Mounting Hole			
332-0238	1	Strip, Marker - 1-7/8" Wide (Used With 332-0236 Terminal Block)			
301-4428	1	Box, Control			
301-4429	1	Cover, Control Box			
508-0001	2	Grommet, Rubber			

SPECIAL PARTS LIST FOR **MODEL** 15.0RDJC-18R **SPEC** 19602AB
 FOR STANDARD PARTS REFER TO **CATALOG** 974-0221 **KEY NO.** 1
 (PARTS CATALOG ALSO CONTAINS COMPONENTS FOR MAJOR OPTIONAL FEATURES LISTED BELOW)

WIRING DIAGRAM NO. (ENG)612-5488-03 (AC)612-5485-02

PART NO.	QTY.	DESCRIPTION	PART NO.	QTY.	DESCRIPTION
Note: Radiator Cooled					
103-0521	1	Backplate, Gearcase			
320-0259	1	Limiter, Cranking			
301-2019	1	Panel, Upper Control			
The Following Parts Refer To The Glow Plug Control:					
332-0592	3	Jumper, Ground			
307-1274	1	Relay			
315-0433	1	Transformer			
332-0406	1	Block, Terminal - 3 Place (TB 1) Length 2-1/4" Mounting Hole To Mounting Hole			
332-0426	1	Strip, Marker - 1-1/2" Wide (Used With 332-0406 Terminal Block)			
332-0236	1	Block, Terminal - 3 Place (TB 2) Length 2-3/4" Mounting Hole To Mounting Hole			
332-0238	1	Strip, Marker - 1-7/8" Wide (Used With 332-0236 Terminal Block)			
301-4428	1	Box, Control			
301-4429	1	Cover, Control Box			
508-0001	2	Grommet, Rubber			
301-4821	1	Bracket, Control Mounting			
625-1581	-	Diagram, Wiring			

SPECIAL PARTS LIST FOR MODEL 15.ORDJC-4R SPEC 19613AA
 FOR STANDARD PARTS REFER TO CATALOG 974-0221 KEY NO. 1
 (PARTS CATALOG ALSO CONTAINS COMPONENTS FOR MAJOR OPTIONAL FEATURES LISTED BELOW)

WIRING DIAGRAM NO. (ENG)612-3136-01(AC)612-4816-17

PART NO.	QTY.	DESCRIPTION	PART NO.	QTY.	DESCRIPTION
Note: Radiator Cooled Overspeed Switch Water Jacket Heater AC Meter Panel					
103-0521	1	Backplate, Gearcase			
338-0768	1	Harness, Wiring - Voltage Regulator To Exciter Stator			
320-0259	1	Limiter, Cranking			
307-0696	1	Relay, Delay - 10 Seconds			
307-0734	1	Relay, Delay - 5 Seconds			
332-0795	1	Block, Terminal - 16 Place			
332-0862	1	Strip, Marker - 16 Place			
301-2204	1	Panel, Upper Control			

SPECIAL PARTS LIST FOR MODEL 15.0RDJC-4XR SPEC 19684AB
 FOR STANDARD PARTS REFER TO CATALOG 974-0221 KEY NO. 1
 (PARTS CATALOG ALSO CONTAINS COMPONENTS FOR MAJOR OPTIONAL FEATURES LISTED BELOW)
 WIRING DIAGRAM NO. (ENG)612-5555-04 (AC)612-5501-08

PART NO.	QTY.	DESCRIPTION	PART NO.	QTY.	DESCRIPTION
Note: Radiator Cooled Overspeed Switch Water Jacket Heater AC Meter Panel					
103-0521	1	Backplate, Gearcase			
405-1157	1	Flange, Air Duct Adapter			
338-0768	1	Harness, Wiring - Voltage Regulator To Exciter Stator			
307-0597	2	Relay - Pilot (1) Fuel (1)			
307-0696	1	Relay, Cycle Cranker (10 Seconds)			
307-0734	1	Relay, Cycle Cranker (5 Seconds)			
320-0259	1	Limiter, Cranking			
332-0795	1	Block, Terminal - 16 Place			
332-0862	1	Strip, Marker - 16 Place			
307-1194	1	Relay, Time Delay Stop (3 - 30 Minutes)			
301-2308	1	Panel, Upper Control			

SPECIAL PARTS LIST FOR **MODEL** 15.0RDJC-5DR **SPEC** 19775AB
FOR STANDARD PARTS REFER TO CATALOG 974-0221 **KEY NO.** 1
(PARTS CATALOG ALSO CONTAINS COMPONENTS FOR MAJOR OPTIONAL FEATURES LISTED BELOW)

WIRING DIAGRAM NO. (ENG)612-5583-01(AC)612-5502-12

PART NO.	QTY.	DESCRIPTION	PART NO.	QTY.	DESCRIPTION
Note: Radiator Cooled Overspeed Switch Water Jacket Heater AC Meter Panel					
103-0521	1	Backplate, Gearcase			
405-1157	1	Flange, Air Duct Adapter			
338-0768	1	Harness, Wiring - Voltage Regulator To Exciter Stator			
320-0259	1	Limiter, Cranking			
307-0597	2	Relay - Pilot (1) Fuel (1)			
332-0611	2	Block, Terminal - 3 Place			
332-0612	1	Strip, Marker - 3 Place			
307-0696	1	Relay, Cycle Cranker (10 Seconds)			
307-0734	1	Relay, Cycle Cranker (5 Seconds)			
301-2393	1	Bracket, Relay Mounting (5 & 10 Second Crankers)			
307-1143	1	Relay, Generating			
323-0760	1	Socket, Generating Relay			
307-1157	1	Spring, Generating Relay Holddown			
300-0673	1	Control, Alarm Relay - Complete (Includes Parts Marked *)			
332-1278	1	*Block, Terminal - 12 Place			
307-1058	5	*Relay			
357-0004	5	*Rectifier			
332-1277	1	*Block, Terminal - 8 Place			
323-0811	5	*Socket, Relay			
332-1265	4	*Insulator, Block Mounting			
301-2204	1	Panel, Upper Control			

SPECIAL PARTS LIST FOR MODEL 15.0RDJC-4R SPEC 19870AB
 FOR STANDARD PARTS REFER TO CATALOG 974-0221 KEY NO. 1
 (PARTS CATALOG ALSO CONTAINS COMPONENTS FOR MAJOR OPTIONAL FEATURES LISTED BELOW)

WIRING DIAGRAM NO. (ENG) 612-5597-01 (AC) 612-5500-17

PART NO.	QTY.	DESCRIPTION	PART NO.	QTY.	DESCRIPTION
Note: Radiator Cooled Overspeed Switch Housed Water Jacket Heater AC Meter Panel					
103-0521	1	Backplate, Gearcase			
405-1889	1	Shield, Rain			
338-0768	1	Harness, Wiring - Voltage Regulator To Exciter Stator			
307-0597	2	Relay - Pilot (1) Fuel (1)			
320-0259	1	Limiter, Cranking			
307-1194	1	Relay, Time Delay Stop (3 - 30 Minutes)			
301-2204	1	Panel, Upper Control			

SPECIAL PARTS LIST FOR MODEL 15.0RDJC-4R SPEC 19895AB
 FOR STANDARD PARTS REFER TO CATALOG 974-0221 KEY NO. 1
 (PARTS CATALOG ALSO CONTAINS COMPONENTS FOR MAJOR OPTIONAL FEATURES LISTED BELOW)

WIRING DIAGRAM NO. (ENG) 612-5505-01(AC) 612-5500-07

PART NO.	QTY.	DESCRIPTION	PART NO.	QTY.	DESCRIPTION
Note: Radiator Cooled Overspeed Switch Housed Water Jacket Heater Low Engine Temperature Switch AC Meter Panel Fuel Tank			301-3252	1	Bracket, Relay Mounting (Low Engine Temperature And Generating Relay)
309-0179	1	Switch, High Water Temperature (Standard Part) Side Mounted On Water Outlet Housing	307-1143	1	Relay, Generating
309-0178	1	Switch, High Water Temperature- Top Mounted On Water Outlet Housing	323-0760	1	Socket, Generating Relay
309-0169	1	Switch, Low Oil Pressure (Standard Part) Mounted Down - Closes At 14 Lbs.	307-1157	1	Spring, Generating Relay Holddown
309-0064	1	Switch, Low Oil Pressure (Mounted Horizontally) Closes At 9 Lbs.	301-2204	1	Panel, Upper Control
502-0058	1	Tee, Low Oil Pressure Switches Mounting			
103-0521	1	Backplate, Gearcase			
338-0768	1	Harness, Wiring - Voltage Regulator To Exciter Stator			
405-1889	1	Shield, Rain			
234-0543	1	Cover, End Bell			
333-0157	1	Heater, Immersion-Generator			
333-0017	1	Cord, Generator Heater			
333-0151	1	Heater - Control			
309-0128	1	Thermostat, Adjustable - Control			
301-1886	1	Cover, Thermostat - Control			
335-0110	1	Cable Assembly, Heater - Control			
307-0848	1	Relay, Time Delay - Low Oil Pressure			
320-0259	1	Limiter, Cranking			
332-0611	2	Block, Terminal - 3 Place			
332-0612	1	Strip, Marker - 3 Place			
307-0819	3	Relay - Low Oil Pressure And High Water Temperature Pre-Alarm And Low Engine Temperature			
307-0778	3	Spring, Relay Holddown			
301-2393	1	Bracket, Relay Mounting (Low Oil Pressure And High Water Temperature)			

SPECIAL PARTS LIST FOR **MODEL** 15.0RDJC-18R **SPEC** 19919AB
 FOR STANDARD PARTS REFER TO **CATALOG** 974-0221 **KEY NO.** 1
 (PARTS CATALOG ALSO CONTAINS COMPONENTS FOR MAJOR OPTIONAL FEATURES LISTED BELOW)

WIRING DIAGRAM NO. (ENG)612-5488-01(AC)612-5485-04

PART NO.	QTY.	DESCRIPTION	PART NO.	QTY.	DESCRIPTION
Note: Radiator Cooled Housed Water Jacket Heater Overspeed Switch Fuel Tank					
103-0521	1	Backplate, Gearcase			
338-0768	1	Harness, Wiring - Voltage Regulator To Exciter Stator			
320-0259	1	Limiter, Cranking			
301-2019	1	Panel, Upper Control			

SPECIAL PARTS LIST FOR **MODEL** 15.ORDJC-4R **SPEC** 19953AB
FOR STANDARD PARTS REFER TO CATALOG 974-0221 **KEY NO.** 1
(PARTS CATALOG ALSO CONTAINS COMPONENTS FOR MAJOR OPTIONAL FEATURES LISTED BELOW)
WIRING DIAGRAM NO. (ENG) 612-5505-03(AC) 612-5500-07

PART NO.	QTY.	DESCRIPTION	PART NO.	QTY.	DESCRIPTION
Note: Radiator Cooled Overspeed Switch Housed Water Jacket Heater AC Meter Panel Low Engine Temperature Switch			The Following Parts Refer To The Glow Plug Control:		
309-0179	1	Switch, High Water Temperature (Standard Part) Side Mounted On Water Outlet Housing	332-0592	3	Jumper, Ground
309-0178	1	Switch, High Water Temperature - Top Mounted On Water Outlet Housing	307-1274	1	Relay
309-0169	1	Switch, Low Oil Pressure (Standard Part) Mounted Down - Closes At 14 Lbs.	315-0433	1	Transformer
309-0064	1	Switch, Low Oil Pressure (Mounted Horizontally) Closes At 9 Lbs.	332-0406	1	Block, Terminal - 3 Place (TB 1) Length 2-1/4" Mounting Hole To Mountin Hole
502-0058	1	Tee, Low Oil Pressure Switches Mounting	332-0426	1	Strip, Marker - 1-1/2" Wid (Used With 332-0406 Terminal Block)
103-0521	1	Backplate, Gearcase	332-0236	1	Block, Terminal - 3 Place (TB 2) Length 2-3/4" Mounting Hole To Mountin Hole
338-0768	1	Harness, Wiring - Voltage Regulator To Exciter Stator	332-0238	1	Strip, Marker - 1-7/8" Wid (Used With 332-0236 Terminal Block)
405-1889	1	Shield, Rain	301-4428	1	Box, Control
332-1043	1	Jumper, Selector Switch	301-4429	1	Cover, Control Box
307-0848	1	Relay, Time Delay - Low Oil Pressure	508-0001	2	Grommet, Rubber
320-0259	1	Limiter, Cranking	625-1581	-	Diagram, Wiring
332-0611	2	Block, Terminal - 3 Place	301-4821	1	Bracket, Control Mounting
332-0612	1	Strip, Marker - 3 Place			
307-0819	3	Relay - Low Oil Pressure And High Water Temperature Pre-Alarm And Low Engine Temperature			
307-0778	3	Spring, Relay Holddown			
301-2393	1	Bracket, Relay Mounting (Low Oil Pressure And High Water Temperature)			
301-3252	1	Bracket, Relay Mounting (Low Engine Temperature And Generating Relay)			
307-1143	1	Relay, Generating			
323-0760	1	Socket, Generating Relay			
307-1157	1	Spring, Generating Relay Holddown			
301-2204	1	Panel, Upper Control			

SPECIAL PARTS LIST FOR MODEL 15.ORDJC-18R SPEC 19975AB
 FOR STANDARD PARTS REFER TO CATALOG 974-0221 KEY NO. 1
 (PARTS CATALOG ALSO CONTAINS COMPONENTS FOR MAJOR OPTIONAL FEATURES LISTED BELOW)

WIRING DIAGRAM NO. (ENG) 612-5488-03 (AC) 612-5485-04

PART NO.	QTY.	DESCRIPTION	PART NO.	QTY.	DESCRIPTION
Note: Radiator Cooled Overspeed Switch Housed Fuel Tank Water Jacket Heater					
103-0521	1	Backplate, Gearcase			
320-0259	1	Limiter, Cranking			
301-2019	1	Panel, Upper Control			
The Following Parts Refer To The Glow Plug Control:					
332-0592	3	Jumper, Ground			
307-1274	1	Relay			
315-0433	1	Transformer			
332-0406	1	Block, Terminal - 3 Place (TB 1) Length 2-1/4" Mounting Hole To Mounting Hole			
332-0426	1	Strip, Marker - 1-1/2" Wide (Used With 332-0406 Terminal Block)			
332-0236	1	Block, Terminal - 3 Place (TB 2) Length 2-3/4" Mounting Hole To Mounting Hole			
332-0238	1	Strip, Marker - 1-7/8" Wide (Used With 332-0236 Terminal Block)			
301-4428	1	Box, Control			
301-4429	1	Cover, Control Box			
508-0001	2	Grommet, Rubber			
301-4821	1	Bracket, Control Mounting			
625-1581	-	Diagram, Wiring			

SPECIAL PARTS LIST FOR **MODEL** 15.ORDJC-18R **SPEC** 20014AB
 FOR STANDARD PARTS REFER TO **CATALOG** 974-0221 **KEY NO.** 1
 (PARTS CATALOG ALSO CONTAINS COMPONENTS FOR MAJOR OPTIONAL FEATURES LISTED BELOW)

WIRING DIAGRAM NO. (ENG)612-5488-03 (AC)612-5485-02

PART NO.	QTY.	DESCRIPTION	PART NO.	QTY.	DESCRIPTION
----------	------	-------------	----------	------	-------------

Note: Radiator Cooled
 Water Jacket Heater

405-1157	1	Flange, Air Duct Adapter
103-0521	1	Backplate, Gearcase
320-0259	1	Limiter, Cranking
301-2019	1	Panel, Upper Control

The Following Parts Refer To The Glow Plug Control:

332-0592	3	Jumper
307-1274	1	Relay
315-0433	1	Transformer
332-0406	1	Block, Terminal - 3 Place (TB 1) Length 2-1/4" Mounting Hole To Mounting Hole
332-0426	1	Strip, Marker - 1-1/2" Wide (Used With 332-0406 Terminal Block)
332-0236	1	Block, Terminal - 3 Place (TB 2) Length 2-3/4" Mounting Hole To Mounting Hole
332-0238	1	Strip, Marker - 1-7/8" Wide (Used With 332-0236 Terminal Block)
301-4428	1	Box, Control
301-4429	1	Cover, Control Box
508-0001	2	Grommet, Rubber
301-4821	1	Bracket, Control Mounting
625-1581	-	Diagram, Wiring

SPECIAL PARTS LIST FOR MODEL 15.ORDJC-18R SPEC 20064AB
 FOR STANDARD PARTS REFER TO CATALOG 974-0221 KEY NO. 1
 (PARTS CATALOG ALSO CONTAINS COMPONENTS FOR MAJOR OPTIONAL FEATURES LISTED BELOW)

WIRING DIAGRAM NO. (ENG)612-5488-03(AC)612-5485-04

PART NO.	QTY.	DESCRIPTION	PART NO.	QTY.	DESCRIPTION
Note: Radiator Cooled Housed Water Jacket Heater Fuel Tank					
103-0521	1	Backplate, Gearcase			
320-0259	1	Limiter, Cranking			
301-2019	1	Panel, Upper Control			
The Following Parts Refer To The Glow Plug Control:					
332-0592	3	Jumper, Ground			
307-1274	1	Relay			
315-0433	1	Transformer			
332-0406	1	Block, Terminal - 3 Place (TB 1) Length 2-1/4" Mounting Hole To Mounting Hole			
332-0426	1	Strip, Marker - 1-1/2" Wide (Used With 332-0406 Terminal Block)			
332-0236	1	Block, Terminal - 3 Place (TB 2) Length 2-3/4" Mounting Hole To Mounting Hole			
332-0238	1	Strip, Marker - 1-7/8" Wide (Used With 332-0236 Terminal Block)			
301-4428	1	Box, Control			
301-4429	1	Cover, Control Box			
508-0001	2	Grommet, Rubber			
301-4821	1	Bracket, Control Mounting			
625-1581	-	Diagram, Wiring			

WIRING DIAGRAM NO. (ENG)612-5488-03(AC)612-5500-07

Note: Radiator Cooled
Housed
Water Jacket Heater
AC Meter Panel

103-0521	1	- Backplate, Gearcase
320-0259	1	Limiter, Cranking
332-1043	1	Jumper, Selector Switch
301-2204	1	Panel, Upper Control

The Following Parts Refer To The Glow Plug Control:

332-0592	3	Jumper, Ground
307-1274	1	Relay
315-0433	1	Transformer
332-0406	1	Block, Terminal - 3 Place (TB 1) Length 2-1/4" Mounting Hole To Mounting Hole
332-0426	1	Strip, Marker - 1-1/2" Wide (Used With 332-0406 Terminal Block)
332-0236	1	Block, Terminal - 3 Place (TB 2) Length 2-3/4" Mounting Hole To Mounting Hole
332-0238	1	Strip, Marker - 1-7/8" Wide (Used With 332-0236 Terminal Block)
301-4428	1	Box, Control
301-4429	1	Cover, Control Box
508-0001	2	Grommet, Rubber
625-1581	-	Diagram, Wiring
301-4821	1	Bracket, Control Mounting

SPECIAL PARTS LIST FOR MODEL 15.ORDJC-4XR SPEC 20109AB
 FOR STANDARD PARTS REFER TO CATALOG 974-0221 KEY NO. 1
 (PARTS CATALOG ALSO CONTAINS COMPONENTS FOR MAJOR OPTIONAL FEATURES LISTED BELOW)

WIRING DIAGRAM NO. (ENG) 612-5488-03 (AC) 612-5501-05

PART NO.	QTY.	DESCRIPTION	PART NO.	QTY.	DESCRIPTION
----------	------	-------------	----------	------	-------------

Note: Radiator Cooled
 Housed
 Water Jacket Heater
 AC Meter Panel

103-0521	1	Backplate, Gearcase
320-0259	1	Limiter, Cranking
301-2308	1	Panel, Upper Control

The Following Parts Refer To The Glow Plug Control:

332-0592	3	Jumper, Ground
307-1274	1	Relay
315-0433	1	Transformer
332-0406	1	Block, Terminal - 3 Place (TB 1) Length 2-1/4" Mounting Hole To Mounting Hole
332-0426	1	Strip, Marker - 1-1/2" Wide (Used With 332-0406 Terminal Block)
332-0236	1	Block, Terminal - 3 Place (TB 2) Length 2-3/4" Mounting Hole To Mounting Hole
332-0238	1	Strip, Marker - 1-7/8" Wide (Used With 332-0236 Terminal Block)
301-4428	1	Box, Control
301-4429	1	Cover, Control Box
508-0001	2	Grommet, Rubber
301-4821	1	Bracket, Control Mounting
625-1581	-	Diagram, Wiring

SPECIAL PARTS LIST FOR MODEL 15.0RDJC-4R SPEC 20181AB
 FOR STANDARD PARTS REFER TO CATALOG 974-0221 KEY NO. 1
 (PARTS CATALOG ALSO CONTAINS COMPONENTS FOR MAJOR OPTIONAL FEATURES LISTED BELOW)
 WIRING DIAGRAM NO. (ENG)612-5505-03(AC)612-5500-17

PART NO.	QTY.	DESCRIPTION	PART NO.	QTY.	DESCRIPTION
Note: Radiator Cooled Overspeed Switch Housed Water Jacket Heater Low Engine Temperature Switch AC Meter Panel			The Following Parts Refer To The Glow Plug Control:		
309-0179	1	Switch, High Water Temperature (Standard Part) Side Mounted On Water Outlet Housing	332-0592	3	Jumper, Ground
309-0178	1	Switch, High Water Temperature Top Mounted On Water Outlet Housing	307-1274	1	Relay
309-0169	1	Switch, Low Oil Pressure (Standard Part) Mounted Down - Closes At 14 Lbs.	315-0433	1	Transformer
309-0064	1	Switch, Low Oil Pressure (Mounted Horizontally) Closes At 9 Lbs.	332-0406	1	Block, Terminal - 3 Place (TB 1) Length 2-1/4" Mounting Hole To Mounting Hole
502-0058	1	Tee, Low Oil Pressure Switches Mounting	332-0426	1	Strip, Marker - 1-1/2" Width (Used With 332-0406 Terminal Block)
103-0521	1	Backplate, Gearcase	332-0236	1	Block, Terminal - 3 Place (TB 2) Length 2-3/4" Mounting Hole To Mounting Hole
338-0768	1	Harness, Wiring - Voltage Regulator To Exciter Stator	332-0238	1	Strip, Marker - 1-7/8" Width (Used With 332-0236 Terminal Block)
405-1889	1	Shield, Rain	301-4428	1	Box, Control
332-1043	1	Jumper, Selector Switch	301-4429	1	Cover, Control Box
307-0848	1	Relay, Time Delay - Low Oil Pressure	508-0001	2	Grommet, Rubber
320-0259	1	Limiter, Cranking	625-1581	-	Diagram, Wiring
332-0611	2	Block, Terminal - 3 Place	301-4821	1	Bracket, Control Mounting
332-0612	1	Strip, Marker - 3 Place			
307-0819	3	Relay - Low Oil Pressure And High Water Temperature Pre-Alarm And Low Engine Temperature			
307-0778	3	Spring, Relay Holddown			
301-2393	1	Bracket, Relay Mounting (Low Oil Pressure And High Water Temperature)			
301-3252	1	Bracket, Relay Mounting (Low Engine Temperature And Generating Relay)			
307-1143	1	Relay, Generating			
323-0760	1	Socket, Generating Relay			
307-1157	1	Spring, Generating Relay Holddown			
301-2204	1	Panel, Upper Control			

SPECIAL PARTS LIST FOR MODEL 15.ORDJC-4XR SPEC 20184AB
 FOR STANDARD PARTS REFER TO CATALOG 974-0221 KEY NO. 1
 (PARTS CATALOG ALSO CONTAINS COMPONENTS FOR MAJOR OPTIONAL FEATURES LISTED BELOW)
 WIRING DIAGRAM NO. (ENG)612-5505-01(AC)612-5501-05

PART NO.	QTY.	DESCRIPTION	PART NO.	QTY.	DESCRIPTION
Note: Radiator Cooled Overspeed Switch Housed Low Engine Temperature Switch AC Meter Panel Water Jacket Heater					
309-0179	1	Switch, High Water Temperature (Standard Part) Side Mounted On Water Outlet Housing			
309-0178	1	Switch, High Water Temperature Top Mounted On Water Outlet Housing			
309-0169	1	Switch, Low Oil Pressure (Standard Part) Mounted Down - Closes At 14 Lbs.			
309-0064	1	Switch, Low Oil Pressure (Mounted Horizontally) Closes At 9 Lbs.			
502-0058	1	Tee, Low Oil Pressure Switches Mounting			
103-0521	1	Backplate, Gearcase			
338-0768	1	Harness, Wiring - Voltage Regulator To Exciter Stator			
220-2044	1	Stator, Wound			
201-2159	1	Rotor Assembly, Wound			
520-0799	4	Stud, Generator Through			
520-0791	1	Stud, Rotor Through			
307-0848	1	Relay, Time Delay - Low Oil Pressure			
320-0259	1	Limiter, Cranking			
332-0611	2	Block, Terminal - 3 Place			
332-0612	1	Strip, Marker - 3 Place			
307-0819	3	Relay - Low Oil Pressure And High Water Temperature Pre-Alarm And Low Engine Temperature			
307-0778	3	Spring, Relay Holddown			
301-2393	1	Bracket, Relay Mounting (Low Oil Pressure And High Water Temperature)			
301-3252	1	Bracket, Relay Mounting (Low Engine Temperature And Generating Relay)			
307-1143	1	Relay, Generating			
323-0760	1	Socket, Generating Relay			
307-1157	1	Spring, Generating Relay Holddown			
301-2308	1	Panel, Upper Control			



SPECIAL PARTS LIST FOR MODEL 15.0RDJC-4R SPEC 20278AB
 FOR STANDARD PARTS REFER TO CATALOG 974-0221 KEY NO. 1
 (PARTS CATALOG ALSO CONTAINS COMPONENTS FOR MAJOR OPTIONAL FEATURES LISTED BELOW)

WIRING DIAGRAM NO. (ENG)612-5488-03(AC)612-5500-02

PART NO.	QTY.	DESCRIPTION	PART NO.	QTY.	DESCRIPTION
Note: Radiator Cooled Water Jacket Heater AC Meter Panel					
103-0521	1	Backplate, Gearcase			
405-1157	1	Flange, Air Duct Adapter			
320-0259	1	Limiter, Cranking			
332-1043	1	Jumper, Selector Switch			
301-2204	1	Panel, Upper Control			
The Following Parts Refer To The Glow Plug Control:					
332-0592	3	Jumper, Ground			
307-1274	1	Relay			
315-0433	1	Transformer			
332-0406	1	Block, Terminal - 3 Place (TB 1) Length 2-1/4" Mounting Hole To Mounting Hole			
332-0426	1	Strip, Marker - 1-1/2" Wide (Used With 332-0406 Terminal Block)			
332-0236	1	Block, Terminal - 3 Place (TB 2) Length 2-3/4" Mounting Hole To Mounting Hole			
332-0238	1	Strip, Marker - 1-7/8" Wide (Used With 332-0236 Terminal Block)			
301-4428	1	Box, Control			
301-4429	1	Cover, Control Box			
508-0001	2	Grommet, Rubber			
625-1581	-	Diagram, Wiring			
301-4821	1	Bracket, Control Mounting			

SPECIAL PARTS LIST FOR MODEL 15.ORDJC-4XR SPEC 20278AB
 FOR STANDARD PARTS REFER TO CATALOG 974-0221 KEY NO. 1
 (PARTS CATALOG ALSO CONTAINS COMPONENTS FOR MAJOR OPTIONAL FEATURES LISTED BELOW)

WIRING DIAGRAM NO. (ENG)612-5488-03(AC)612-5501-02

PART NO.	QTY.	DESCRIPTION	PART NO.	QTY.	DESCRIPTION
Note: Radiator Cooled Water Jacket Heater AC Meter Panel					
405-1157	1	Flange, Air Duct Adapter			
103-0521	1	Backplate, Gearcase			
320-0259	1	Limiter, Cranking			
301-2308	1	Panel, Upper Control			
The Following Parts Refer To The Glow Plug Control:					
332-0592	3	Jumper, Ground			
307-1274	1	Relay			
315-0433	1	Transformer			
332-0406	1	Block, Terminal - 3 Place (TB 1) Length 2-1/4" Mounting Hole To Mounting Hole			
332-0426	1	Strip, Marker - 1-1/2" Wide (Used With 332-0406 Terminal Block)			
332-0236	1	Block, Terminal - 3 Place (TB 2) Length 2-3/4" Mounting Hole To Mounting Hole			
332-0238	1	Strip, Marker - 1-7/8" Wide (Used With 332-0236 Terminal Block)			
301-4428	1	Box, Control			
301-4429	1	Cover, Control Box			
508-0001	2	Grommet, Rubber			
301-4821	1	Bracket, Control Mounting			
625-1581	-	Diagram, Wiring			

SPECIAL PARTS LIST FOR **MODEL** 15.0RDJC-18R **SPEC** 20280AB
 FOR STANDARD PARTS REFER TO **CATALOG** 974-0221 **KEY NO.** 1
 (PARTS CATALOG ALSO CONTAINS COMPONENTS FOR MAJOR OPTIONAL FEATURES LISTED BELOW)

WIRING DIAGRAM NO. (ENG)612-5488-03(AC)612-5485-04

PART NO.	QTY.	DESCRIPTION	PART NO.	QTY.	DESCRIPTION
Note: Radiator Cooled Housed					
103-0521	1	Backplate, Gearcase			
320-0259	1	Limiter, Cranking			
301-2019	1	Panel, Upper Control			
The Following Parts Refer To The Glow Plug Control:					
332-0592	3	Jumper, Ground			
307-1274	1	Relay			
315-0433	1	Transformer			
332-0406	1	Block, Terminal - 3 Place (TB 1) Length 2-1/4" Mounting Hole To Mounting Hole			
332-0426	1	Strip, Marker - 1-1/2" Wide (Used With 332-0406 Terminal Block)			
332-0236	1	Block, Terminal - 3 Place (TB 2) Length 2-3/4" Mounting Hole To Mounting Hole			
332-0238	1	Strip, Marker - 1-7/8" Wide (Used With 332-0236 Terminal Block)			
301-4428	1	Box, Control			
301-4429	1	Cover, Control Box			
508-0001	2	Grommet, Rubber			
301-4821	1	Bracket, Control Mounting			
625-1581	-	Diagram, Wiring			

SPECIAL PARTS LIST FOR **MODEL** 15.0RDJC-4XR **SPEC** 20370AB
 FOR STANDARD PARTS REFER TO **CATALOG** 974-0221 **KEY NO.** 1
 (PARTS CATALOG ALSO CONTAINS COMPONENTS FOR MAJOR OPTIONAL FEATURES LISTED BELOW)

WIRING DIAGRAM NO. (ENG)612-5488-03(AC)612-5501-05

PART NO.	QTY.	DESCRIPTION	PART NO.	QTY.	DESCRIPTION
Note: Radiator Cooled, Housed AC Meter Panel					
103-0521	1	Backplate, Gearcase			
320-0259	1	Limiter, Cranking			
301-2308	1	Panel, Upper Control			
The Following Parts Refer To The Glow Plug Control:					
332-0592	3	Jumper, Ground			
307-1274	1	Relay			
315-0433	1	Transformer			
332-0406	1	Block, Terminal - 3 Place (TB 1) Length 2-1/4" Mounting Hole To Mounting Hole			
332-0426	1	Strip, Marker - 1-1/2" Wide (Used With 332-0406 Terminal Block)			
332-0236	1	Block, Terminal - 3 Place (TB 2) Length 2-3/4" Mounting Hole To Mounting Hole			
332-0238	1	Strip, Marker - 1-7/8" Wide (Used With 332-0236 Terminal Block)			
301-4428	1	Box, Control			
301-4429	1	Cover, Control Box			
508-0001	2	Grommet, Rubber			
301-4821	1	Bracket, Control Mounting			
625-1581	-	Diagram, Wiring			

SPECIAL PARTS LIST FOR **MODEL** 15.0RDJC-4XR **SPEC** 20375AB
 FOR STANDARD PARTS REFER TO **CATALOG** 974-0221 **KEY NO.** 1
 (PARTS CATALOG ALSO CONTAINS COMPONENTS FOR MAJOR OPTIONAL FEATURES LISTED BELOW)

WIRING DIAGRAM NO. (ENG)612-5519-01(AC)612-5501-05

PART NO.	QTY.	DESCRIPTION	PART NO.	QTY.	DESCRIPTION
Note: Radiator Cooled Overspeed Switch Housed Fuel Tank Water Jacket Heater Low Engine Temperature Switch AC Meter Panel					
103-0521	1	Backplate, Gearcase			
405-1889	1	Shield, Rain			
338-0768	1	Harness, Wiring - Voltage Regulator To Exciter Stator			
307-1149	1	Relay, Time Delay (Cycle Cranker) 1 To 300 Seconds			
307-0597	2	Relay - Pilot (1) Fuel (1)			
332-0611	2	Block, Terminal - 3 Place			
332-0612	1	Strip, Marker - 3 Place			
301-2574	1	Panel, Lower Control			
307-0696	1	Relay, Cycle Cranker (10 Seconds)			
307-0734	1	Relay, Cycle Cranker (5 Seconds)			
301-2393	1	Bracket, Relay Mounting (5 & 10 Second Crankers)			
307-1143	1	Relay, Generating			
301-3252	1	Bracket, Relay Mounting (Low Engine Temperature And Generating Relay)			
323-0760	1	Socket, Generating Relay			
307-1157	1	Spring, Generating Relay Holddown			
301-2308	1	Panel, Upper Control			

SPECIAL PARTS LIST FOR MODEL 15.ORDJC-4XR SPEC 20522AB
 FOR STANDARD PARTS REFER TO CATALOG 974-0221 KEY NO. 1
 (PARTS CATALOG ALSO CONTAINS COMPONENTS FOR MAJOR OPTIONAL FEATURES LISTED BELOW)

WIRING DIAGRAM NO. (ENG) 612-5488-01(AC) 612-5501-05

PART NO.	QTY.	DESCRIPTION	PART NO.	QTY.	DESCRIPTION
Note: Radiator Cooled Housed AC Meter Panel					
103-0521	1	Backplate, Gearcase			
405-1889	1	Shield, Rain			
234-0541	1	Cover, End Bell			
333-0157	1	Heater, Immersion-Generator			
333-0017	1	Cord, Generator Heater			
333-0151	1	Heater - Control			
309-0128	1	Thermostat, Adjustable - Control			
301-1886	1	Cover, Thermostat - Control			
335-0110	1	Cable Assembly, Heater - Control			
320-0259	1	Limiter, Cranking			
301-2308	1	Panel, Upper Control			

SPECIAL PARTS LIST FOR **MODEL** 15.ORDJC-18R **SPEC** 20654AB
 FOR STANDARD PARTS REFER TO **CATALOG** 974-0221 **KEY NO.** 1
 (PARTS CATALOG ALSO CONTAINS COMPONENTS FOR MAJOR OPTIONAL FEATURES LISTED BELOW)

WIRING DIAGRAM NO. (ENG)612-5488-03(AC)612-5485-02

PART NO.	QTY.	DESCRIPTION	PART NO.	QTY.	DESCRIPTION
Note: Radiator Cooled					
103-0521	1	Backplate, Gearcase			
405-1157	1	Flange, Air Duct Adapter			
320-0259	1	Limiter, Cranking			
301-2019	1	Panel, Upper Control			
The Following Parts Refer To The Glow Plug Control:					
332-0592	3	Jumper, Ground			
307-1274	1	Relay			
315-0433	1	Transformer			
332-0406	1	Block, Terminal - 3 Place (TB 1) Length 2-1/4" Mounting Hole To Mounting Hole			
332-0426	1	Strip, Marker - 1-1/2" Wide (Used With 332-0406 Terminal Block)			
332-0236	1	Block, Terminal - 3 Place (TB 2) Length 2-3/4" Mounting Hole To Mounting Hole			
332-0238	1	Strip, Marker - 1-7/8" Wide (Use With 332-0236 Terminal Block)			
301-4428	1	Box, Control			
301-4429	1	Cover, Control Box			
508-0001	2	Grommet, Rubber			
301-4821	1	Bracket, Control Mounting			
625-1581	1	Diagram, Wiring			

SPECIAL PARTS LIST FOR **MODEL** 13.0RDJC-4XR50 **SPEC** 20737AB
FOR STANDARD PARTS REFER TO CATALOG 974-0221 **KEY NO.** 2
(PARTS CATALOG ALSO CONTAINS COMPONENTS FOR MAJOR OPTIONAL FEATURES LISTED BELOW)

WIRING DIAGRAM NO. (ENG)612-5503-01(AC)612-5501-07

PART NO.	QTY.	DESCRIPTION	PART NO.	QTY.	DESCRIPTION
Note: Pennsylvania Approved Note: City Water Cooled Overspeed Switch Low Engine Temperature Switch AC Meter Panel			301-2393	1	Bracket, Relay Mounting (Low Oil Pressure And High Water Temperature)
309-0169	1	Switch, Low Oil Pressure - Mounted Down - Closes At 14 Lbs.	301-3252	1	Bracket, Relay Mounting (Low Engine Temperature And Generating Relay)
309-0064	1	Switch, Low Oil Pressure (Mounted Horizontally) Closes At 9 Lbs.	307-1143	1	Relay, Generating
502-0058	1	Tee, Low Oil Pressure Switches Mounting	323-0760	1	Socket, Generating Relay
505-0135	3	Nipple, Half - 3/8 X 1-1/2" - Pipe (Water Inlet)	307-1157	1	Spring, Generating Relay Holddown
505-0060	1	Tee, Pipe - 3/8" Water Inlet	301-2308	1	Panel, Upper Control
505-0101	3	Nipple, Close - 3/8" - Pipe (Water Inlet)	The Following Parts Refer To The Glow Plu: Control:		
503-0478	1	Hose, Water Inlet-3/4 X 9"	332-0592	3	Jumper, Ground
505-0039	1	Elbow, Pipe - 3/8" X 90° (Water Inlet)	307-1274	1	Relay
505-0376	1	Elbow, Pipe - 3/8" X 45° (Water Inlet)	315-0433	1	Transformer
104-0594	1	Cover, Flywheel Guard	332-0406	1	Block, Terminal - 3 Place (TB 1) Length 2-1/4" Mounting Hole To Mounti Hole
104-0510	1	Guard, Flywheel	332-0426	1	Strip, Marker - 1-1/2" Wi. (Used With 332-0406 Terminal Block)
306-0195	1	Plate, Starter Relay Mtg.	332-0236	1	Block, Terminal - 3 Place (TB 2) Length 2-3/4" Mounting Hole To Mounti Hole
336-0989	1	Lead, Relay To Starter - 7"	332-0238	1	Strip, Marker - 1-7/8" Wi. (Used With 332-0236 Terminal Block)
309-0178	1	Switch, High Water Temperature - Mounted In Pipe Cross	301-4428	1	Box, Control
505-0101	1	Nipple, Close - 3/8 X 1" - Pipe Cross To Pipe Tee	301-4429	1	Cover, Control Box
505-0060	1	Tee, Pipe - 3/8" - Close Nipple To Long Nipple	508-0001	2	Grommet, Rubber
505-0075	1	Nipple, Long - 3/8 X 2-1/2" - Pipe Tee To Block	625-1581	-	Diagram, Wiring
309-0179	1	Switch, High Water Temperature - Mounted In Pipe Tee	301-4821	1	Bracket, Control Mounting
338-0768	1	Harness, Wiring - Voltage Regulator To Exciter Stator			
307-0848	1	Relay, Low Oil Pressure			
320-0259	1	Limiter, Cranking			
308-0005	1	Switch, Selector			
332-0611	2	Block, Terminal - 3 Place			
332-0612	1	Strip, Marker - 3 Place			
307-0819	3	Relay - Low Oil Pressure And High Water Temperature Pre-Alarm And Low Engine Temperature			
307-0778	3	Spring, Relay Holddown			

SPECIAL PARTS LIST FOR MODEL 15.0RDJC-4XR SPEC 20738AB
 FOR STANDARD PARTS REFER TO CATALOG 974-0221 KEY NO. 1
 (PARTS CATALOG ALSO CONTAINS COMPONENTS FOR MAJOR OPTIONAL FEATURES LISTED BELOW)

WIRING DIAGRAM NO. (ENG)612-5488-03(AC)612-5501-05

PART NO.	QTY.	DESCRIPTION	PART NO.	QTY.	DESCRIPTION
Note: Radiator Cooled Housed Fuel Tank AC Meter Panel					
103-0521	1	Backplate, Gearcase			
320-0259	1	Limiter, Cranking			
301-2308	1	Panel, Upper Control			
The Following Parts Refer To The Glow Plug Control:					
332-0592	3	Jumper, Ground			
307-1274	1	Relay			
315-0433	1	Transformer			
332-0406	1	Block, Terminal - 3 Place (TB 1) Length 2-1/4" Mounting Hole To Mounting Hole			
332-0426	1	Strip, Marker - 1-1/2" Wide (Used With 332-0406 Terminal Block)			
332-0236	1	Block, Terminal - 3 Place (TB 2) Length 2-3/4" Mounting Hole To Mounting Hole			
332-0238	1	Strip, Marker - 1-7/8" Wide (Used With 332-0236 Terminal Block)			
301-4428	1	Box, Control			
301-4429	1	Cover, Control Box			
508-0001	2	Grommet, Rubber			
301-4821	1	Bracket, Control Mounting			
625-1581	-	Diagram, Wiring			

SPECIAL PARTS LIST FOR **MODEL** 15.ORDJC-5DR **SPEC** 20759AB
FOR STANDARD PARTS REFER TO CATALOG 974-0221 **KEY NO.** 1
(PARTS CATALOG ALSO CONTAINS COMPONENTS FOR MAJOR OPTIONAL FEATURES LISTED BELOW)

WIRING DIAGRAM NO. (ENG)612-5532-01 (AC)612-5502-07

PART NO.	QTY.	DESCRIPTION	PART NO.	QTY.	DESCRIPTION
Note: Radiator Cooled Housed Water Jacket Heater AC Meter Panel Fuel Tank					
103-0521	1	Backplate, Gearcase			
405-1889	1	Shield, Rain			
307-0597	2	Relay - Pilot (1) Fuel (1)			
307-0696	1	Relay, Cycle Cranker (10 Seconds)			
307-0734	1	Relay, Cycle Cranker (5 Seconds)			
320-0259	1	Limiter, Cranking			
332-0795	1	Block, Terminal - 16 Place			
332-0862	1	Strip, Marker - 16 Place			
301-2204	1	Panel, Upper Control			

SPECIAL PARTS LIST FOR MODEL 15.ORDJC-5DR SPEC 20782AB
 FOR STANDARD PARTS REFER TO CATALOG 974-0221 KEY NO. 1
 (PARTS CATALOG ALSO CONTAINS COMPONENTS FOR MAJOR OPTIONAL FEATURES LISTED BELOW)
 WIRING DIAGRAM NO. (ENG)612-5506-01(AC)612-5502-17

PART NO.	QTY.	DESCRIPTION	PART NO.	QTY.	DESCRIPTION
Note: Radiator Cooled Overspeed Switch Housed AC Meter Panel					
103-0521	1	Backplate, Gearcase			
338-0768	1	Harness, Wiring - Voltage Regulator To Exciter Stator			
220-2044	1	Stator, Wound			
201-2159	1	Rotor Assembly, Wound			
520-0799	4	Stud, Generator Through			
520-0791	1	Stud, Rotor Through			
320-0259	1	Limiter, Cranking			
301-2204	1	Panel, Upper Control			

SPECIAL PARTS LIST FOR **MODEL** 15.0RDJC-18R **SPEC** 20966AB
 FOR STANDARD PARTS REFER TO **CATALOG** 974-0221 **KEY NO.** 1
 (PARTS CATALOG ALSO CONTAINS COMPONENTS FOR MAJOR OPTIONAL FEATURES LISTED BELOW)
WIRING DIAGRAM NO. (ENG)612-5488-01 (AC)612-5485-08

PART NO.	QTY.	DESCRIPTION	PART NO.	QTY.	DESCRIPTION
Note: Radiator Cooled Housed Water Jacket Heater					
103-0521	1	Backplate, Gearcase			
220-2044	1	Stator, Wound			
201-2159	1	Rotor Assembly, Wound			
520-0799	4	Stud, Generator Through			
520-0791	1	Stud, Rotor Through			
320-0259	1	Limiter, Cranking			
301-2019	1	Panel, Upper Control			

SPECIAL PARTS LIST FOR **MODEL** 15.0RDJC-9XR **SPEC** 20993AB
 FOR STANDARD PARTS REFER TO **CATALOG** 974-0221 **KEY NO.** 1
 (PARTS CATALOG ALSO CONTAINS COMPONENTS FOR MAJOR OPTIONAL FEATURES LISTED BELOW)

WIRING DIAGRAM NO. (ENG)612-5506-01(AC)612-5511-08

PART NO.	QTY.	DESCRIPTION	PART NO.	QTY.	DESCRIPTION
Note: Radiator Cooled Overspeed Switch AC Meter Panel					
103-0521	1	Backplate, Gearcase			
405-1157	1	Flange, Air Duct Adapter			
338-0768	1	Harness, Wiring - Voltage Regulator To Exciter Stator			
234-0543	1	Cover, End Bell			
333-0157	1	Heater, Immersion-Generator			
333-0017	1	Cord, Generator Heater			
333-0151	1	Heater - Control			
309-0128	1	Thermostat, Adjustable - Control			
301-1886	1	Cover, Thermostat - Control			
335-0110	1	Cable Assembly, Heater - Control			
320-0259	1	Limiter, Cranking			
301-3736	1	Panel, Upper Control			

SPECIAL PARTS LIST FOR **MODEL** 15.0RDJC-5DR **SPEC** 21191AB
 FOR STANDARD PARTS REFER TO **CATALOG** 974-0221 **KEY NO.** 1
 (PARTS CATALOG ALSO CONTAINS COMPONENTS FOR MAJOR OPTIONAL FEATURES LISTED BELOW)

WIRING DIAGRAM NO. (ENG)612-5488-01(AC)612-5502-07

PART NO.	QTY.	DESCRIPTION	PART NO.	QTY.	DESCRIPTION
Note: Radiator Cooled Water Jacket Heater AC Meter Panel Housed					
103-0521	1	Backplate, Gearcase			
405-1889	1	Shield, Rain			
234-0542	1	Cover, End Bell			
333-0157	1	Heater, Immersion-Generator			
333-0017	1	Cord, Generator Heater			
333-0151	1	Heater - Control			
309-0128	1	Thermostat, Adjustable - Control			
301-1886	1	Cover, Thermostat - Control			
335-0110	1	Cable Assembly, Heater - Control			
320-0259	1	Limiter, Cranking			
301-2204	1	Panel, Upper Control			

SPECIAL PARTS LIST FOR MODEL 15.0RDJC-3R SPEC 21231AB
 FOR STANDARD PARTS REFER TO CATALOG 974-0221 KEY NO. 1
 (PARTS CATALOG ALSO CONTAINS COMPONENTS FOR MAJOR OPTIONAL FEATURES LISTED BELOW)

WIRING DIAGRAM NO. (ENG)612-5506-01(AC)612-5721-17

PART NO.	QTY.	DESCRIPTION	PART NO.	QTY.	DESCRIPTION
Note: Radiator Cooled Overspeed Switch Fuel Tank Housed AC Meter Panel Water Jacket Heater					
103-0521	1	Backplate, Gearcase			
405-1889	1	Shield, Rain			
338-0768	1	Harness, Wiring - Voltage Regulator To Exciter Stator			
220-2671	1	Stator, Wound			
201-2313	1	Rotor Assembly, Wound			
234-0532	1	Baffle, Air			
220-2308	1	Stator, Wound - Exciter			
201-2299	1	Rotor, Wound - Exciter			
320-0259	1	Limiter, Cranking			
301-2288	1	Panel, Upper Control			
305-0584	1	Regulator, Voltage			
300-1654	1	Board, Voltage Regulator (For Component Parts Use Parts Listed For 300-1540 Voltage Regulator Board)			

SPECIAL PARTS LIST FOR MODEL 15.ORDJC-3R SPEC 21251AB
 FOR STANDARD PARTS REFER TO CATALOG 974-0221 KEY NO. 2
 (PARTS CATALOG ALSO CONTAINS COMPONENTS FOR MAJOR OPTIONAL FEATURES LISTED BELOW)
 WIRING DIAGRAM NO. (ENG)612-5516-01(AC)612-5486-02

PART NO.	QTY.	DESCRIPTION	PART NO.	QTY.	DESCRIPTION
Note: City Water Cooled Heat Exchanger Low Engine Temperature Switch Overspeed Switch AC Meter Panel					
104-0548	1	Flywheel Assembly			
104-0957	1	Hub And Pulley, Flywheel			
104-0510	1	Guard, Flywheel			
306-0195	1	Plate, Starter Relay Mtg.			
336-0989	1	Lead, Relay To Starter - 7"			
505-0135	3	Nipple, Half - 3/8 X 1-1/2" - Water Inlet - Pump To Block			
338-0768	1	Harness, Wiring - Voltage Regulator To Exciter Stator			
320-0259	1	Limiter, Cranking			
301-3252	1	Bracket, Relay Mounting (Low Engine Temperature And Generating Relay)			
307-1143	1	Relay, Generating			
323-0760	1	Socket, Generating Relay			
307-1157	1	Spring, Generating Relay Holddown			
301-2288	1	Panel, Upper Control			

SPECIAL PARTS LIST FOR MODEL 15.0RDJC-4R SPEC 21286AB
 FOR STANDARD PARTS REFER TO CATALOG 974-0221 KEY NO. 1
 (PARTS CATALOG ALSO CONTAINS COMPONENTS FOR MAJOR OPTIONAL FEATURES LISTED BELOW)

WIRING DIAGRAM NO. (ENG) 612-5516-01 (AC) 612-5500-17

PART NO.	QTY.	DESCRIPTION	PART NO.	QTY.	DESCRIPTION
Note: Radiator Cooled Overspeed Switch Housed Water Jacket Heater AC Meter Panel Low Engine Temperature Switch					
103-0521	1	Backplate, Gearcase			
338-0768	1	Harness, Wiring - Voltage Regulator To Exciter Stator			
234-0543	1	Cover, End Bell			
333-0157	1	Heater, Immersion-Generator			
333-0017	1	Cord, Generator Heater			
320-0259	1	Limiter, Cranking			
301-3252	1	Bracket, Relay Mounting (Low Engine Temperature And Generating Relay)			
307-1143	1	Relay, Generating			
323-0760	1	Socket, Generating Relay			
307-1157	1	Spring, Generating Relay Holddown			
301-2204	1	Panel, Upper Control			

SPECIAL PARTS LIST FOR **MODEL** 15.0RDJC-3R **SPEC** 21389AB
 FOR STANDARD PARTS REFER TO **CATALOG** 974-0221 **KEY NO.** 2
 (PARTS CATALOG ALSO CONTAINS COMPONENTS FOR MAJOR OPTIONAL FEATURES LISTED BELOW)

WIRING DIAGRAM NO. (ENG) 612-5545-01 (AC) 612-5486-07

PART NO.	QTY.	DESCRIPTION	PART NO.	QTY.	DESCRIPTION
Note: Radiator Cooled Overspeed Switch Housed Water Jacket Heater AC Meter Panel Fuel Tank					
103-0521	1	Backplate, Gearcase			
338-0768	1	Harness, Wiring - Voltage Regulator To Exciter Stator			
300-0673	1	Control, Alarm Relay - Complete (Includes Parts Marked *)			
332-1278	1	*Block, Terminal - 12 Place			
307-1058	5	*Relay			
357-0004	5	*Rectifier			
332-1277	1	*Block, Terminal - 8 Place			
323-0811	5	*Socket, Relay			
332-1265	4	*Insulator, Block Mounting			
320-0259	1	Limiter, Cranking			
301-3252	1	Bracket, Generating Relay Mounting			
307-1143	1	Relay, Generating			
323-0760	1	Socket, Generating Relay			
307-1157	1	Spring, Generating Relay Holddown			
301-2288	1	Panel, Upper Control			

SPECIAL PARTS LIST FOR **MODEL** 15.ORDJC-3R **SPEC** 21417AB
FOR STANDARD PARTS REFER TO CATALOG 974-0221 **KEY NO.** 1
(PARTS CATALOG ALSO CONTAINS COMPONENTS FOR MAJOR OPTIONAL FEATURES LISTED BELOW)
WIRING DIAGRAM NO. (ENG) 612-5506-03 (AC) 612-5486-12

PART NO.	QTY.	DESCRIPTION	PART NO.	QTY.	DESCRIPTION
Note: Radiator Cooled Overspeed Switch AC Meter Panel Water Jacket Heater 103-0521 1 Backplate, Gearcase 405-1157 1 Flange, Air Duct Adapter 338-0768 1 Harness, Wiring - Voltage Regulator To Exciter Stator 320-0259 1 Limiter, Cranking 301-2288 1 Panel, Upper Control The Following Parts Refer To The Glow Plug Control: 332-0592 3 Jumper, Ground 307-1274 1 Relay 315-0433 1 Transformer 332-0406 1 Block, Terminal - 3 Place (TB 1) Length 2-1/4" Mounting Hole To Mounting Hole 332-0426 1 Strip, Marker - 1-1/2" Wide (Used With 332-0406 Terminal Block) 332-0236 1 Block, Terminal - 3 Place (TB 2) Length 2-3/4" Mounting Hole To Mounting Hole 332-0238 1 Strip, Marker - 1-7/8" Wide (Used With 332-0236 Terminal Block) 301-4428 1 Box, Control 301-4429 1 Cover, Control Box 508-0001 2 Grommet, Rubber 625-1581 - Diagram, Wiring 301-4821 1 Bracket, Control Mounting					

SPECIAL PARTS LIST FOR MODEL 15.ORDJC-4R SPEC 21436AB
 FOR STANDARD PARTS REFER TO CATALOG 974-0221 KEY NO. 1
 (PARTS CATALOG ALSO CONTAINS COMPONENTS FOR MAJOR OPTIONAL FEATURES LISTED BELOW)
 WIRING DIAGRAM NO. (ENG) 612-5506-01(AC) 612-5510-02

PART NO.	QTY.	DESCRIPTION	PART NO.	QTY.	DESCRIPTION
Note: Radiator Cooled Overspeed Switch Water Jacket Heater AC Meter Panel 103-0521 1 Backplate, Gearcase 338-0768 1 Harness, Wiring - Voltage Regulator To Exciter Stator 320-0259 1 Limiter, Cranking 301-2204 1 Panel, Upper Control 302-0810 1 Meter, Frequency					

SPECIAL PARTS LIST FOR **MODEL** 15.0RDJC-18R **SPEC** 21440AB
 FOR STANDARD PARTS REFER TO **CATALOG** 974-0221 **KEY NO.** 1
 (PARTS CATALOG ALSO CONTAINS COMPONENTS FOR MAJOR OPTIONAL FEATURES LISTED BELOW)

WIRING DIAGRAM NO. (ENG) 612-5516-01 (AC) 612-5700-05

PART NO.	QTY.	DESCRIPTION	PART NO.	QTY.	DESCRIPTION
Note: Radiator Cooled Housed AC Meter Panel Fuel Tank Overspeed Switch Water Jacket Heater Low Engine Temperature Switch					
103-0521	1	Backplate, Gearcase			
405-1889	1	Shield, Rain			
220-2044	1	Stator, Wound			
201-2159	1	Rotor Assembly, Wound			
520-0799	4	Stud, Generator Through			
520-0791	1	Stud, Rotor Through			
320-0259	1	Limiter, Cranking			
301-3252	1	Bracket, Relay Mounting (Low Engine Temperature And Generating Relay)			
307-1143	1	Relay, Generating			
323-0760	1	Socket, Generating Relay			
307-1157	1	Spring, Generating Relay Holddown			
301-3732	1	Panel, Upper Control			
322-0044	2	Light, Neon Signal (Red)			
308-0203	1	Switch, Output Phase (SPDT)			
338-0755	1	Harness, Wiring - Voltage Regulator To Exciter Stator			
The Following Parts Refer To The Voltage Regulator Filter:					
232-2589	1	Regulator Filter Package - Complete			
232-2462	1	Box, Mounting			
232-2463	1	Cover, Mounting Box			
312-0197	1	Capacitor			
312-0198	2	Bracket, Capacitor Mounting			
508-0071	1	Grommet, Rubber			
304-0120	2	Resistor, Fixed - 2 Ohms, 25 Watt			
304-0015	4	Washer, Resistor Centering			
304-0292	2	Insulator, Resistor			
813-0112	2	Screw, Machine - Round Head (10-32 X 2-1/2") Resistor Mounting			
338-1165	1	Harness, Wiring			
332-0942	2	Cable, Tie			
625-1310	-	Diagram, Wiring			

SPECIAL PARTS LIST FOR **MODEL** 15.0RDJC-4R **SPEC** 21484AB
 FOR STANDARD PARTS REFER TO **CATALOG** 974-0221 **KEY NO.** 1
 (PARTS CATALOG ALSO CONTAINS COMPONENTS FOR MAJOR OPTIONAL FEATURES LISTED BELOW)

WIRING DIAGRAM NO. (ENG)612-5506-01 (AC)612-5510-07

PART NO.	QTY.	DESCRIPTION	PART NO.	QTY.	DESCRIPTION
Note: Radiator Cooled Overspeed Switch Fuel Tank Housed Water Jacket Heater AC Meter Panel					
103-0521	1	Backplate, Gearcase			
405-1889	1	Shield, Rain			
338-0768	1	Harness, Wiring - Voltage Regulator To Exciter Stator			
406-0465	1	Hasp, Radiator Cap			
320-0259	1	Limiter, Cranking			
301-2204	1	Panel, Upper Control			
302-0810	1	Meter, Frequency			

SPECIAL PARTS LIST FOR **MODEL** 15.0RDJC-4R **SPEC** 21535AB
 FOR STANDARD PARTS REFER TO **CATALOG** 974-0221 **KEY NO.** 1
 (PARTS CATALOG ALSO CONTAINS COMPONENTS FOR MAJOR OPTIONAL FEATURES LISTED BELOW)
WIRING DIAGRAM NO. (ENG) 612-5532-01 (AC) 612-5500-07

PART NO.	QTY.	DESCRIPTION	PART NO.	QTY.	DESCRIPTION
Note: Radiator Cooled Housed Water Jacket Heater AC Meter Panel					
103-0521	1	Backplate, Gearcase			
405-1889	1	Shield, Rain			
307-0597	2	Relay - Pilot (1) Fuel (1)			
307-0696	1	Relay, Cycle Cranker (10 Seconds)			
307-0734	1	Relay, Cycle Cranker (5 Seconds)			
320-0259	1	Limiter, Cranking			
332-0795	1	Block, Terminal - 16 Place			
332-0862	1	Strip, Marker - 16 Place			
301-2204	1	Panel, Upper Control			
The Following Parts Refer To The Voltage Regulator Filter:					
232-2589	1	Regulator Filter Package - Complete			
232-2462	1	Box, Mounting			
232-2463	1	Cover, Mounting Box			
312-0197	1	Capacitor			
312-0198	2	Bracket, Capacitor Mounting			
508-0071	1	Grommet, Rubber			
304-0120	2	Resistor, Fixed - 2 Ohms, 25 Watt			
304-0015	4	Washer, Resistor Centering			
304-0292	2	Insulator, Resistor			
813-0112	2	Screw, Machine - Round Head (10-32 X 2-1/2") Resistor Mounting			
338-1165	1	Harness, Wiring			
332-0942	2	Cable, Tie			
625-1310	-	Diagram, Wiring			

SPECIAL PARTS LIST FOR MODEL 15.ORDJC-5DR SPEC 21540AB
 FOR STANDARD PARTS REFER TO CATALOG 974-0221 KEY NO. 1
 (PARTS CATALOG ALSO CONTAINS COMPONENTS FOR MAJOR OPTIONAL FEATURES LISTED BELOW)
 WIRING DIAGRAM NO. (ENG) 612-5488-01 (AC) 612-5502-07

PART NO.	QTY.	DESCRIPTION	PART NO.	QTY.	DESCRIPTION
Note: - Radiator Cooled Fuel Tank Housed Water Jacket Heater AC Meter Panel 103-0521 1 Backplate, Gearcase 406-0249 4 Hasp (Housing) 320-0259 1 Limiter, Cranking 301-2204 1 Panel, Upper Control					

The following catalog
has gaps in its page
numbers, or doesn't
have any numbers.
We have chosen to
leave the page
numbering in the
order that Acrobat
assigns it.

SPECIAL PARTS LIST FOR MODEL 15.0RDJC-4XR SPEC 15376AA
 FOR STANDARD PARTS REFER TO CATALOG 974-0221 KEY NO. 2
 (PARTS CATALOG ALSO CONTAINS COMPONENTS FOR MAJOR OPTIONAL FEATURES LISTED BELOW)

WIRING DIAGRAM NO. (ENG)612-4880-01(AC)612-4817-02

PART NO.	QTY.	DESCRIPTION	PART NO.	QTY.	DESCRIPTION
Note: City Water Cooled Heat Exchanger Low Engine Temperature Switch AC Meter Panel Overspeed Switch					
104-0548	1	Flywheel Assembly			
104-0957	1	Hub And Pulley, Flywheel			
104-0510	1	Guard, Flywheel			
306-0195	1	Plate, Starter Relay Mtg.			
336-0989	1	Lead, Relay To Starter - 7"			
505-0135	3	Nipple, Half - 3/8 X 1-1/2" - Water Inlet - Pump To Block			
502-0258	2	Nipple, Half - Brass - 3/8 X 2" Water Pump Inlet			
502-0085	2	Nipple, Close - Brass - 3/8" Water Pump Inlet			
502-0263	2	Elbow, Brass - 3/8"-90° Water Pump Inlet			
502-0237	1	Elbow, Brass - Water Temperature Control Valve			
502-0247	1	Tee, Brass - Water Temperature Control Valve			
130-0650	1	Tank, Expansion			
505-0130	1	Plug, Square Head (3/4") Expansion Tank			
338-0768	1	Harness, Wiring - Voltage Regulator To Exciter Stator			
320-0259	1	Limiter, Cranking			
301-3252	1	Bracket, Relay Mounting (Low Engine Temperature And Generating Relay)			
307-1143	1	Relay, Generating			
323-0760	1	Socket, Generating Relay			
307-1157	1	Spring, Generating Relay Holddown			
301-2308	1	Panel, Upper Control			

SPECIAL PARTS LIST FOR MODEL 15.ORDJC-4R SPEC 15404AA
 FOR STANDARD PARTS REFER TO CATALOG 974-0221 KEY NO. 1
 (PARTS CATALOG ALSO CONTAINS COMPONENTS FOR MAJOR OPTIONAL FEATURES LISTED BELOW)

WIRING DIAGRAM NO. (ENG) 612-2730-01 (AC) 612-4816-07

PART NO.	QTY.	DESCRIPTION	PART NO.	QTY.	DESCRIPTION
Note: Radiator Cooled Overspeed Switch Housed Water Jacket Heater Fuel Tank AC Meter Panel					
103-0521	1	Backplate, Gearcase			
405-1889	1	Shield, Rain			
338-0768	1	Harness, Wiring - Voltage			
		Regulator To Exciter Stator			
301-2204	1	Panel, Upper Control			

SPECIAL PARTS LIST FOR **MODEL** 15.0RDJC-4XR **SPEC** 15404AA
 FOR STANDARD PARTS REFER TO **CATALOG** 974-0221 **KEY NO.** 1
 (PARTS CATALOG ALSO CONTAINS COMPONENTS FOR MAJOR OPTIONAL FEATURES LISTED BELOW)

WIRING DIAGRAM NO. (ENG)612-2730-01(AC)612-4817-05

PART NO.	QTY.	DESCRIPTION	PART NO.	QTY.	DESCRIPTION
Note: Radiator Cooled Overspeed Switch Housed Water Jacket Heater AC Meter Panel Fuel Tank					
103-0521	1	Backplate, Gearcase			
405-1889	1	Shield, Rain			
338-0768	1	Harness, Wiring - Voltage Regulator To Exciter Stator			
301-2308	1	Panel, Upper Control			

SPECIAL PARTS LIST FOR **MODEL** 15.0RDJC-4R **SPEC** 15470AB
 FOR STANDARD PARTS REFER TO **CATALOG** 974-0221 **KEY NO.** 1
 (PARTS CATALOG ALSO CONTAINS COMPONENTS FOR MAJOR OPTIONAL FEATURES LISTED BELOW)

WIRING DIAGRAM NO. (ENG) 612-5506-01 (AC) 612-5500-07

PART NO.	QTY.	DESCRIPTION	PART NO.	QTY.	DESCRIPTION
Note: Radiator Cooled Overspeed Switch Fuel Tank Housed AC Meter Panel Water Jacket Heater					
103-0521	1	Backplate, Gearcase			
405-1889	1	Shield, Rain			
338-0768	1	Harness, Wiring - Voltage Regulator To Exciter Stator			
320-0259	1	Limiter, Cranking			
301-2204	1	Panel, Upper Control			

SPECIAL PARTS LIST FOR MODEL 15.ORDJC-4R SPEC 15J07AA
 FOR STANDARD PARTS REFER TO CATALOG 974-0221 KEY NO. 1
 (PARTS CATALOG ALSO CONTAINS COMPONENTS FOR MAJOR OPTIONAL FEATURES LISTED BELOW)

WIRING DIAGRAM NO. (ENG)612-4955-01(AC)612-4816-12

PART NO.	QTY.	DESCRIPTION	PART NO.	QTY.	DESCRIPTION
Note: Radiator Cooled Overspeed Switch Water Jacket Heater AC Meter Panel Low Engine Temperature Switch			301-3252	1	Bracket, Relay Mounting (Low Engine Temperature And Generating Relay)
309-0179	1	Switch, High Water Temperature (Standard Part) Side Mounted On Water Outlet Housing	307-1143	1	Relay, Generating
309-0178	1	Switch, High Water Temperature- Top Mounted On Water Outlet Housing	323-0760	1	Socket, Generating Relay
309-0169	1	Switch, Low Oil Pressure (Standard Part) Mounted Down - Closes At 14 Lbs.	307-1157	1	Spring, Generating Relay Holddown
309-0064	1	Switch, Low Oil Pressure (Mounted Horizontally) Closes At 9 Lbs.	301-2204	1	Panel, Upper Control
502-0058	1	Tee, Low Oil Pressure Switches Mounting			
103-0521	1	Backplate, Gearcase			
405-1157	1	Flange, Air Duct Adapter			
338-0768	1	Harness, Wiring - Voltage Regulator To Exciter Stator			
307-0696	1	Relay, Cycle Cranker (10 Seconds)			
307-0734	1	Relay, Cycle Cranker (5 Seconds)			
307-0597	2	Relay - Pilot (1) Fuel (1)			
307-0848	1	Relay, Time Delay - Low Oil Pressure			
353-0015	1	Resistor, Fixed - 3.5 Ohm, 10 Watt (Cranking Limiter)			
320-0259	1	Limiter, Cranking			
332-0611	3	Block, Terminal - 3 Place			
332-0612	2	Strip, Marker - 3 Place			
307-0819	3	Relay - Low Oil Pressure And High Water Temperature Pre-Alarm And Low Engine Temperature			
307-0778	3	Spring, Relay Holddown			
301-2393	2	Bracket, Relay Mounting (Low Oil Pressure And High Water Temperature Pre-Alarm (1)) (5 & 10 Second Crankers (1))			

SPECIAL PARTS LIST FOR **MODEL** 15.ORDJC-4XR **SPEC** 15536AB
FOR STANDARD PARTS REFER TO CATALOG 974-0221 **KEY NO.** 1
(PARTS CATALOG ALSO CONTAINS COMPONENTS FOR MAJOR OPTIONAL FEATURES LISTED BELOW)

WIRING DIAGRAM NO. (ENG)612-5505-01(AC)612-5501-05

PART NO.	QTY.	DESCRIPTION	PART NO.	QTY.	DESCRIPTION
Note: Radiator Cooled Overspeed Switch Housed Low Engine Temperature Switch AC Meter Panel					
309-0179	1	Switch, High Water Temperature (Standard Part) Side Mounted On Water Outlet Housing			
309-0178	1	Switch, High Water Temperature - Top Mounted On Water Outlet Housing			
309-0169	1	Switch, Low Oil Pressure (Standard Part) Mounted Down - Closes At 14 Lbs.			
309-0064	1	Switch, Low Oil Pressure (Mounted Horizontally) Closes At 9 Lbs.			
502-0058	1	Tee, Low Oil Pressure Switches Mounting			
103-0521	1	Backplate, Gearcase			
338-0768	1	Harness, Wiring - Voltage Regulator To Exciter Stator			
307-0848	1	Relay, Time Delay - Low Oil Pressure			
320-0259	1	Limiter, Cranking			
332-0611	2	Block, Terminal - 3 Place			
332-0612	1	Strip, Marker - 3 Place			
307-0819	3	Relay - Low Oil Pressure And High Water Temperature Pre-Alarm And Low Engine Temperature			
307-0778	3	Spring, Relay Holddown			
301-2393	1	Bracket, Relay Mounting (Low Oil Pressure And High Water Temperature)			
301-3252	1	Bracket, Relay Mounting (Low Engine Temperature And Generating Relay)			
307-1143	1	Relay, Generating			
323-0760	1	Socket, Generating Relay			
307-1157	1	Spring, Generating Relay Holddown			
301-2308	1	Panel, Upper Control			

SPECIAL PARTS LIST FOR MODEL 15.0RDJC-4R SPEC 15561AA
 FOR STANDARD PARTS REFER TO CATALOG 974-0221 KEY NO. 1
 (PARTS CATALOG ALSO CONTAINS COMPONENTS FOR MAJOR OPTIONAL FEATURES LISTED BELOW)

WIRING DIAGRAM NO. (ENG)612-4842-01(AC)612-4816-12

PART NO.	QTY.	DESCRIPTION	PART NO.	QTY.	DESCRIPTION
Note: Radiator Cooled Overspeed Switch Low Engine Temperature Switch AC Meter Panel					
309-0179	1	Switch, High Water Temperature (Standard Part) Side Mounted On Water Outlet Housing			
309-0178	1	Switch, High Water Temperature Top Mounted On Water Outlet Housing			
309-0169	1	Switch, Low Oil Pressure (Standard Part) Mounted Down - Closes At 14 Lbs.			
309-0064	1	Switch, Low Oil Pressure (Mounted Horizontally) Closes At 9 Lbs.			
502-0058	1	Tee, Low Oil Pressure Switches Mounting			
103-0521	1	Backplate, Gearcase			
405-1157	1	Flange, Air Duct Adapter			
338-0768	1	Harness, Wiring - Voltage Regulator To Exciter Stator			
307-0848	1	Relay, Time Delay - Low Oil Pressure			
320-0259	1	Limiter, Cranking			
332-0611	2	Block, Terminal - 3 Place			
332-0612	1	Strip, Marker - 3 Place			
307-0819	3	Relay - Low Oil Pressure And High Water Temperature Pre-Alarm And Low Engine Temperature			
307-0778	3	Spring, Relay Holddown			
301-2393	1	Bracket, Relay Mounting (Low Oil Pressure And High Water Temperature)			
301-3252	1	Bracket, Relay Mounting (Low Engine Temperature And Generating Relay)			
307-1143	1	Relay, Generating			
323-0760	1	Socket, Generating Relay			
307-1157	1	Spring, Generating Relay Holddown			
301-2204	1	Panel, Upper Control			

SPECIAL PARTS LIST FOR MODEL 15.ORDJC-4XR SPEC 15561AA
 FOR STANDARD PARTS REFER TO CATALOG 974-0221 KEY NO. 1
 (PARTS CATALOG ALSO CONTAINS COMPONENTS FOR MAJOR OPTIONAL FEATURES LISTED BELOW)

WIRING DIAGRAM NO. (ENG)612-4842-01(AC)612-4817-08

PART NO.	QTY.	DESCRIPTION	PART NO.	QTY.	DESCRIPTION
Note: Radiator Cooled Overspeed Switch Low Engine Temperature Switch AC Meter Panel					
309-0179	1	Switch, High Water Temperature (Standard Part) Side Mounted On Water Outlet Housing			
309-0178	1	Switch, High Water Temperature Top Mounted On Water Outlet Housing			
309-0169	1	Switch, Low Oil Pressure (Standard Part) Mounted Down - Closes At 14 Lbs.			
309-0064	1	Switch, Low Oil Pressure (Mounted Horizontally) Closes At 9 Lbs.			
502-0058	1	Tee, Low Oil Pressure Switches Mounting			
103-0521	1	Backplate, Gearcase			
405-1157	1	Flange, Air Duct Adapter			
338-0768	1	Harness, Wiring - Voltage Regulator To Exciter Stator			
307-0848	1	Relay, Time Delay - Low Oil Pressure			
320-0259	1	Limiter, Cranking			
332-0611	2	Block, Terminal - 3 Place			
332-0612	1	Strip, Marker - 3 Place			
307-0819	3	Relay - Low Oil Pressure And High Water Temperature Pre-Alarm And Low Engine Temperature			
307-0778	3	Spring, Relay Holddown			
301-2393	1	Bracket, Relay Mounting (Low Oil Pressure And High Water Temperature)			
301-3252	1	Bracket, Relay Mounting (Low Engine Temperature And Generating Relay)			
307-1143	1	Relay, Generating			
323-0760	1	Socket, Generating Relay			
307-1157	1	Spring, Generating Relay Holddown			
301-2308	1	Panel, Upper Control			

SPECIAL PARTS LIST FOR MODEL 15.0RDJC-18R SPEC 15612AA
 FOR STANDARD PARTS REFER TO CATALOG 974-0221 KEY NO. 1
 (PARTS CATALOG ALSO CONTAINS COMPONENTS FOR MAJOR OPTIONAL FEATURES LISTED BELOW)

WIRING DIAGRAM NO. (ENG)612-2749-01(AC)612-4814-02

PART NO.	QTY.	DESCRIPTION	PART NO.	QTY.	DESCRIPTION
Note: Radiator Cooled Overspeed Switch					
405-1157	1	Flange, Air Duct Adapter			
103-0521	1	Backplate, Gearcase			
338-0768	1	Harness, Wiring - Voltage Regulator To Exciter Stator			
320-0259	1	Limiter, Cranking			
332-0795	1	Block, Terminal - 16 Place			
332-0862	1	Strip, Marker - 16 Place			
301-2019	1	Panel, Upper Control			

SPECIAL PARTS LIST FOR **MODEL** 15.0RDJC-18R **SPEC** 15612AB
 FOR STANDARD PARTS REFER TO **CATALOG** 974-0221 **KEY NO.** 1
 (PARTS CATALOG ALSO CONTAINS COMPONENTS FOR MAJOR OPTIONAL FEATURES LISTED BELOW)
WIRING DIAGRAM NO. (ENG)612-5506-01(AC)612-5485-02

PART NO.	QTY.	DESCRIPTION	PART NO.	QTY.	DESCRIPTION
Note: Radiator Cooled Overspeed Switch					
405-1157	1	Flange, Air Duct Adapter			
103-0521	1	Backplate, Gearcase			
338-0768	1	Harness, Wiring - Voltage Regulator To Exciter Stator			
320-0259	1	Limiter, Cranking			
301-2019	1	Panel, Upper Control			

SPECIAL PARTS LIST FOR **MODEL** 15.0RDJC-18R **SPEC** 15718AA
FOR STANDARD PARTS REFER TO CATALOG 974-0221 **KEY NO.** 1
(PARTS CATALOG ALSO CONTAINS COMPONENTS FOR MAJOR OPTIONAL FEATURES LISTED BELOW)

WIRING DIAGRAM NO. (ENG)612-4880-01(AC)612-4814-02

PART NO.	QTY.	DESCRIPTION	PART NO.	QTY.	DESCRIPTION
Note: Radiator Cooled Overspeed Switch Low Engine Temperature Switch					
103-0521	1	Backplate, Gearcase			
405-1157	1	Flange, Air Duct Adapter			
338-0768	1	Harness, Wiring - Voltage Regulator To Exciter Stator			
220-2044	1	Stator, Wound			
201-2159	1	Rotor Assembly, Wound			
520-0799	4	Stud, Generator Through			
520-0791	1	Stud, Rotor Through			
320-0259	1	Limiter, Cranking			
301-3252	1	Bracket, Relay Mounting (Low Engine Temperature And Generating Relay)			
307-1143	1	Relay, Generating			
323-0760	1	Socket, Generating Relay			
307-1157	1	Spring, Generating Relay Holddown			
301-2019	1	Panel, Upper Control			

SPECIAL PARTS LIST FOR MODEL 15.ORDJC-4R SPEC 15741AA
 FOR STANDARD PARTS REFER TO CATALOG 974-0221 KEY NO. 2
 (PARTS CATALOG ALSO CONTAINS COMPONENTS FOR MAJOR OPTIONAL FEATURES LISTED BELOW)

WIRING DIAGRAM NO. (ENG)612-2896-01(AC)612-4816-02

PART NO.	QTY.	DESCRIPTION	PART NO.	QTY.	DESCRIPTION
Note: City Water Cooled Overspeed Switch Water Jacket Heater AC Meter Panel					
104-0594	1	Cover, Flywheel Guard			
104-0510	1	Guard, Flywheel			
306-0195	1	Plate, Starter Relay Mtg.			
336-0989	1	Lead, Relay To Starter - 7"			
338-0768	1	Harness, Wiring - Voltage Regulator To Exciter Stator			
307-0597	2	Relay - Pilot (1) Fuel (1)			
307-1149	1	Relay, Time Delay (Cycle Cranker) 1 - 300 Seconds			
332-0532	1	Block, Terminal - 5 Place			
332-0533	1	Strip, Marker - 5 Place			
307-0696	1	Relay, Cycle Cranker (10 Seconds)			
307-0734	1	Relay, Cycle Cranker (5 Seconds)			
332-0795	1	Block, Terminal - 16 Place			
332-0862	1	Strip, Marker - 16 Place			
301-2574	1	Panel, Lower Control			
301-2204	1	Panel, Upper Control			
The Following Parts Refer To The Cylinder Block Water Inlet And Water Jacket Heater Pipe Fittings:					
505-0101	5	Nipple, Close - 3/8"			
505-0135	4	Nipple, Half - 3/8 X 1-1/8"			
505-0376	1	Elbow - 3/8" 45°			
503-0183	2	Clamp, Hose			
503-0478	1	Hose, Water - 3/4 X 9"			
505-0039	1	Elbow - 3/8" 90°			
505-0060	1	Tee - 3/8"			
505-0475	1	Cross - 3/8"			

SPECIAL PARTS LIST FOR MODEL 15.ORDJC-18R SPEC 157.2AA
 FOR STANDARD PARTS REFER TO CATALOG 974-0221 KEY NO. 1
 (PARTS CATALOG ALSO CONTAINS COMPONENTS FOR MAJOR OPTIONAL FEATURES LISTED BELOW)
 WIRING DIAGRAM NO. (ENG)612-4876-01 (AC)612-4814-06

PART NO.	QTY.	DESCRIPTION	PART NO.	QTY.	DESCRIPTION
Note: Radiator Cooled Overspeed Switch Water Jacket Heater					
309-0179	1	Switch, High Water Temperature (Standard Part) Side Mounted On Water Outlet Housing			
309-0178	1	Switch, High Water Temperature Top Mounted On Water Outlet Housing			
309-0169	1	Switch, Low Oil Pressure (Standard Part) Mounted Down - Closes At 14 Lbs.			
309-0064	1	Switch, Low Oil Pressure (Mounted Horizontally) Closes At 9 Lbs.			
502-0058	1	Tee, Low Oil Pressure Switches Mounting			
103-0521	1	Backplate, Gearcase			
338-0768	1	Harness, Wiring - Voltage Regulator To Exciter Stator			
405-1157	1	Flange, Air Duct Adapter			
307-0848	1	Relay, Time Delay - Low Oil Pressure			
320-0259	1	Limiter, Cranking			
332-1005	1	Block, Terminal - 20 Place			
332-1006	1	Strip, Marker - 20 Place			
307-0819	2	Relay - Low Oil Pressure And High Water Temperature Pre-Alarm			
301-2125	1	Panel, Lower Control			
307-0778	2	Spring, Relay Holddown			
301-2393	1	Bracket, Relay Mounting (Low Oil Pressure And High Water Temperature Pre-Alarm)			
301-2019	1	Panel, Upper Control			

SPECIAL PARTS LIST FOR **MODEL** 15.0RDJC-4R **SPEC** 15787AA
FOR STANDARD PARTS REFER TO CATALOG 974-0221 **KEY NO.** 2
(PARTS CATALOG ALSO CONTAINS COMPONENTS FOR MAJOR OPTIONAL FEATURES LISTED BELOW)

WIRING DIAGRAM NO. (ENG)612-2730-01(AC)612-4816-02

PART NO.	QTY.	DESCRIPTION	PART NO.	QTY.	DESCRIPTION
<p>Note: City Water Cooled Skid And Battery Rack (See Housing Option) AC Meter Panel</p>					
505-0135	3	Nipple, Half - 3/8 X 1-1/2" - Pipe (Water Inlet)			
505-0060	1	Tee, Pipe - 3/8" Water Inlet			
505-0101	3	Nipple, Close - 3/8" - Pipe (Water Inlet)			
503-0478	1	Hose, Water Inlet-3/4 X 9"			
505-0039	1	Elbow, Pipe - 3/8" X 90° (Water Inlet)			
505-0376	1	Elbow, Pipe - 3/8" X 45° (Water Inlet)			
104-0594	1	Cover, Flywheel Guard			
104-0510	1	Guard, Flywheel			
306-0195	1	Plate, Starter Relay Mtg.			
336-0989	1	Lead, Relay To Starter - 7"			
301-2204	1	Panel, Upper Control			
<p>The Following Parts Refer To The Skid Base And Battery Rack:</p>					
403-0661	1	Skid			
402-0327	1	Hardware, Mounting			
416-0502	1	Frame, Battery Holddown			
520-0490	2	Stud, Battery Holddown Frame			
505-0002	2	Nipple, Oil Drain - 1/2 X 3"			
416-0037	2	Cable, Battery			
416-0522	1	Plate, Battery			

SPECIAL PARTS LIST FOR **MODEL** 15.0RDJC-4R **SPEC** 15800AA
 FOR STANDARD PARTS REFER TO **CATALOG** 974-0221 **KEY NO.** 2
 (PARTS CATALOG ALSO CONTAINS COMPONENTS FOR MAJOR OPTIONAL FEATURES LISTED BELOW)

WIRING DIAGRAM NO. (ENG)612-2730-01(AC)612-4816-12

PART NO.	QTY.	DESCRIPTION	PART NO.	QTY.	DESCRIPTION
Note: City Water Cooled Overspeed Switch Heat Exchanger Water Jacket Heater AC Meter Panel					
104-0510	1	Guard, Flywheel			
306-0195	1	Plate, Starter Relay Mtg.			
336-0989	1	Lead, Relay To Starter - 7"			
502-0258	2	Nipple, Half-Brass (3/8 X 2") Water Pump Inlet			
502-0085	2	Nipple, Close - Brass (3/8) Water Pump Inlet			
502-0263	2	Elbow, Brass - 3/8" 90 Water Pump Inlet			
338-0768	1	Harness, Wiring - Voltage Regulator To Exciter Stator			
301-2204	1	Panel, Upper Control			
The Following Parts Refer To The Cylinder Block Water Inlet And Water Jacket Heater Pipe Fittings:					
505-0101	5	Nipple, Close - 3/8"			
505-0135	4	Nipple, Half - 3/8 X 1-1/8"			
505-0376	1	Elbow - 3/8" 45°			
503-0183	2	Clamp, Hose			
503-0478	1	Hose, Water - 3/4 X 9"			
505-0039	1	Elbow - 3/8" 90°			
505-0060	1	Tee - 3/8"			
505-0475	1	Cross - 3/8"			

SPECIAL PARTS LIST FOR **MODEL** 15.0RDJC-4R **SPEC** 15848AA
FOR STANDARD PARTS REFER TO CATALOG 974-0221 **KEY NO.** 1
(PARTS CATALOG ALSO CONTAINS COMPONENTS FOR MAJOR OPTIONAL FEATURES LISTED BELOW)

WIRING DIAGRAM NO. (ENG) 612-2730-01 (AC) 612-4816-12

PART NO.	QTY.	DESCRIPTION	PART NO.	QTY.	DESCRIPTION
Note: Radiator Cooled AC Meter Panel					
140-1260	1	Fitting, Safety Filter-Air Cleaner Adapter To Restriction Indicator			
140-1212	1	Adapter, Air Cleaner			
103-0521	1	Backplate, Gearcase			
140-0723	1	Pre-Cleaner, Air Cleaner			
503-0274	2	Clamp, Air Cleaner Hose			
140-0722	1	Band, Air Cleaner Mounting			
140-0721	1	Cleaner, Air (Includes Element And Baffle)			
140-0765	1	Element, Air Cleaner			
140-1267	1	Baffle, Air Cleaner			
503-0444	1	Hose, Air Cleaner - 2" X 30"			
140-0723	1	Pre-Cleaner, Air Cleaner			
301-2204	1	Panel, Upper Control			

SPECIAL PARTS LIST FOR **MODEL** 15.0RDJC-5DR **SPEC** 15848AA
 FOR STANDARD PARTS REFER TO **CATALOG** 974-0221 **KEY NO.** 1
 (PARTS CATALOG ALSO CONTAINS COMPONENTS FOR MAJOR OPTIONAL FEATURES LISTED BELOW)

WIRING DIAGRAM NO. (ENG)612-2730-01(AC)612-4818-12

PART NO.	QTY.	DESCRIPTION	PART NO.	QTY.	DESCRIPTION
Note: Radiator Cooled AC Meter Panel					
140-1212	1	Adapter, Air Cleaner			
140-1260	1	Fitting, Safety Filter-Air Cleaner Adapter To Restriction Indicator			
140-0723	1	Pre-Cleaner, Air Cleaner			
503-0274	2	Clamp, Air Cleaner Hose			
140-0722	1	Band, Air Cleaner Mounting			
140-0721	1	Cleaner, Air (Includes Element And Baffle)			
140-0765	1	Element, Air Cleaner			
140-1267	1	Baffle, Air Cleaner			
503-0444	1	Hose, Air Cleaner - 30"			
301-2204	1	Panel, Upper Control			

SPECIAL PARTS LIST FOR **MODEL** 15.0RDJC-4R **SPEC** 15856AA
FOR STANDARD PARTS REFER TO CATALOG 974-0221 **KEY NO.** 1
(PARTS CATALOG ALSO CONTAINS COMPONENTS FOR MAJOR OPTIONAL FEATURES LISTED BELOW)

WIRING DIAGRAM NO. (ENG) 612-2749-01 (AC) 612-4816-17

PART NO.	QTY.	DESCRIPTION	PART NO.	QTY.	DESCRIPTION
Note: Radiator Cooled Overspeed Switch Housed Water Jacket Heater AC Meter Panel Fuel Tank					
405-1889	1	Shield, Rain			
103-0521	1	Backplate, Gearcase			
338-0768	1	Harness, Wiring - Voltage Regulator To Exciter Stator			
320-0259	1	Limiter, Cranking			
332-0795	1	Block, Terminal - 16 Place			
332-0862	1	Strip, Marker - 16 Place			
301-2204	1	Panel, Upper Control			

SPECIAL PARTS LIST FOR **MODEL** 15.ORDJC-4XR **SPEC** 15856AA
 FOR STANDARD PARTS REFER TO **C. LOG** 974-0221 **KEY NO.** 1
 (PARTS CATALOG ALSO CONTAINS COMPONENTS FOR MAJOR OPTIONAL FEATURES LISTED BELOW)

WIRING DIAGRAM NO. (ENG)612-2749-01(AC)612-4817-11

PART NO.	QTY.	DESCRIPTION	PART NO.	QTY.	DESCRIPTION
Note: Radiator Cooled Overspeed Switch Housed Water Jacket Heater AC Meter Panel Fuel Tank					
103-0521	1	Backplate, Gearcase			
405-1889	1	Shield, Rain			
338-0768	1	Harness, Wiring - Voltage Regulator To Exciter Stator			
320-0259	1	Limiter, Cranking			
332-0795	1	Block, Terminal - 16 Place			
332-0862	1	Strip, Marker - 16 Place			
301-2308	1	Panel, Upper Control			

SPECIAL PARTS LIST FOR **MODEL** 15.GRDJC-18R **SPEC** 15969AA
 FOR STANDARD PARTS REFER TO **CATALOG** 974-0221 **KEY NO.** 1
 (PARTS CATALOG ALSO CONTAINS COMPONENTS FOR MAJOR OPTIONAL FEATURES LISTED BELOW)

WIRING DIAGRAM NO. (ENG)612-2730-01(AC)612-4814-04

PART NO.	QTY.	DESCRIPTION	PART NO.	QTY.	DESCRIPTION
Note: Radiator Cooled Fuel Tank Housed Oil Bath Air Cleaner					
140-1212	1	Adapter, Air Cleaner			
140-1260	1	Fitting, Safety Filter-Air Cleaner Adapter To Restriction Indicator			
103-0521	1	Backplate, Gearcase			
503-0274	2	Clamp, Hose - Air Cleaner			
140-0880	1	Bracket, Air Cleaner Mtg.			
301-2019	1	Panel, Upper Control			

SPECIAL PARTS LIST FOR **MODEL** 15.0RDJC-4XR **SPEC** 16068AA
FOR STANDARD PARTS REFER TO CATALOG 974-0221 **KEY NO.** 1
(PARTS CATALOG ALSO CONTAINS COMPONENTS FOR MAJOR OPTIONAL FEATURES LISTED BELOW)
WIRING DIAGRAM NO. (ENG)612-4880-01(AC)612-4817-05

PART NO.	QTY.	DESCRIPTION	PART NO.	QTY.	DESCRIPTION
Note: Radiator Cooled Overspeed Switch Housed Water Jacket Heater AC Meter Panel Fuel Tank Low Engine Temperature Switch					
103-0521	1	Backplate, Gearcase			
405-1889	1	Shield, Rain			
338-0768	1	Harness, Wiring - Voltage Regulator To Exciter Stator			
320-0259	1	Limiter, Cranking			
301-3252	1	Bracket, Relay Mounting (Low Engine Temperature And Generating Relay)			
307-1143	1	Relay, Generating			
323-0760	1	Socket, Generating Relay			
307-1157	1	Spring, Generating Relay Holddown			
301-2308	1	Panel, Upper Control			

SPECIAL PARTS LIST FOR **MODEL** 15.ORDJC-18R **SPEC** 16208AA
 FOR STANDARD PARTS REFER TO **CATALOG** 974-0221 **KEY NO.** 1
 (PARTS CATALOG ALSO CONTAINS COMPONENTS FOR MAJOR OPTIONAL FEATURES LISTED BELOW)

WIRING DIAGRAM NO. (ENG)612-2749-01 (AC)612-4814-04

PART NO.	QTY.	DESCRIPTION	PART NO.	QTY.	DESCRIPTION
Note: Radiator Cooled Overspeed Switch Housed Water Jacket Heater					
405-1157	1	Flange, Air Duct Adapter			
103-0521	1	Backplate, Gearcase			
405-1889	1	Shield, Rain			
338-0768	1	Harness, Wiring - Voltage Regulator To Exciter Stator			
309-0128	1	Thermostat, Adjustable - Generator End Bell			
232-2458	1	Plate, Thermostat Mounting - Generator End Bell			
232-2457	1	Bracket, Heater Mounting - Generator End Bell			
333-0059	1	Ring, Heater - Generator End Bell			
333-0151	1	Heater - Control			
309-0128	1	Thermostat, Adjustable - Control			
301-1886	1	Cover, Thermostat - Control			
335-0110	1	Cable Assembly, Heater - Control			
320-0259	1	Limiter, Cranking			
332-0795	1	Block, Terminal - 16 Place			
332-0862	1	Strip, Marker - 16 Place			
301-2019	1	Panel, Upper Control			

SPECIAL PARTS LIST FOR **MODEL** 15.0RDJC-4R **SPEC** 16215AA
FOR STANDARD PARTS REFER TO CATALOG 974-0221 **KEY NO.** 1
(PARTS CATALOG ALSO CONTAINS COMPONENTS FOR MAJOR OPTIONAL FEATURES LISTED BELOW)
WIRING DIAGRAM NO. (ENG)612-5110-01(AC)612-4816-02

PART NO.	QTY.	DESCRIPTION	PART NO.	QTY.	DESCRIPTION
Note: Radiator Cooled Low Engine Temperature Switch AC Meter Panel			332-0611	2	Block, Terminal - 3 Place
			332-0612	1	Strip, Marker - 3 Place
			301-2204	1	Panel, Upper Control
309-0179	1	Switch, High Water Temperature (Standard Part) Side Mounted On Water Outlet Housing	The Following Parts Refer To The Voltage Regulator Filter:		
309-0178	1	Switch, High Water Temperature- Top Mounted On Water Outlet Housing	232-2589	1	Regulator Filter Package - Complete
309-0169	1	Switch, Low Oil Pressure (Standard Part) Mounted Down - Closes At 14 Lbs.	232-2462	1	Box, Mounting
309-0064	1	Switch, Low Oil Pressure (Mounted Horizontally) Closes At 9 Lbs.	232-2463	1	Cover, Mounting Box
502-0058	1	Tee, Low Oil Pressure Switches Mounting	312-0197	1	Capacitor
103-0521	1	Backplate, Gearcase	312-0198	2	Bracket, Capacitor Mounting
338-0768	1	Harness, Wiring - Voltage Regulator To Exciter Stator	508-0071	1	Grommet, Rubber
300-0673	1	Control, Alarm Relay - Complete (Includes Parts Marked *)	304-0120	2	Resistor, Fixed - 2 Ohms, 25 Watt
332-1278	1	*Block, Terminal - 12 Place	304-0015	4	Washer, Resistor Centering
307-1058	5	*Relay	304-0292	2	Insulator, Resistor
357-0004	5	*Rectifier	813-0112	2	Screw, Machine - Round Head (10-32 X 2-1/2") Resistor Mounting
332-1277	1	*Block, Terminal - 8 Place	338-1165	1	Harness, Wiring
323-0811	5	*Socket, Relay	332-0942	2	Cable, Tie
332-1265	4	*Insulator, Block Mounting	625-1310	-	Diagram, Wiring
307-0848	1	Relay, Time Delay - Low Oil Pressure			
320-0259	1	Limiter, Cranking			
307-0819	3	Relay - Low Oil Pressure And High Water Temperature Pre-Alarm And Low Engine Temperature			
307-0778	3	Spring, Relay Holddown			
301-2393	1	Bracket, Relay Mounting (Low Oil Pressure And High Water Temperature)			
301-3252	1	Bracket, Relay Mounting (Low Engine Temperature And Generating Relay)			
307-1143	1	Relay, Generating			
323-0760	1	Socket, Generating Relay			
307-1157	1	Spring, Generating Relay Holddown			

SPECIAL PARTS LIST FOR MODEL 15.0RDJC-4R SPEC 16216AA
 FOR STANDARD PARTS REFER TO CATALOG 974-0221 KEY NO. 1
 (PARTS CATALOG ALSO CONTAINS COMPONENTS FOR MAJOR OPTIONAL FEATURES LISTED BELOW)
 WIRING DIAGRAM NO. (ENG)612-4960-01(AC)612-4816-12

PART NO.	QTY.	DESCRIPTION	PART NO.	QTY.	DESCRIPTION
Note: Radiator Cooled Overspeed Switch Water Jacket Heater AC Meter Panel			301-2204	1	Panel, Upper Control
309-0179	1	Switch, High Water Temperature (Standard Part) Side Mounted On Water Outlet Housing			
309-0178	1	Switch, High Water Temperature Top Mounted On Water Outlet Housing			
309-0169	1	Switch, Low Oil Pressure (Standard Part) Mounted Down - Closes At 14 Lbs.			
309-0064	1	Switch, Low Oil Pressure (Mounted Horizontally) Closes At 9 Lbs.			
502-0058	1	Tee, Low Oil Pressure Switches Mounting			
103-0521	1	Backplate, Gearcase			
405-1157	1	Flange, Air Duct Adapter			
338-0768	1	Harness, Wiring - Voltage Regulator To Exciter Stator			
307-0696	1	Relay, Cycle Cranker (10 Seconds)			
307-0734	1	Relay, Cycle Cranker (5 Seconds)			
307-0597	2	Relay - Pilot (1) Fuel (1)			
307-0848	1	Relay, Time Delay - Low Oil Pressure			
320-0259	1	Limiter, Cranking			
353-0015	1	Resistor, Fixed - 3.5 Ohm, 10 Watt (Cranking Limiter)			
332-0611	2	Block, Terminal - 3 Place			
332-0612	1	Strip, Marker - 3 Place			
307-0819	2	Relay - Low Oil Pressure And High Water Temperature Pre-Alarm			
307-0778	2	Spring, Relay Holddown			
301-2393	2	Bracket, Relay Mounting (Low Oil Pressure And High Water Temperature Pre-Alarm (1)) (5 & 10 Second Crankers (1))			
301-3252	1	Bracket, Relay Mounting - Generating Relay			
307-1143	1	Relay, Generating			
323-0760	1	Socket, Generating Relay			
307-1157	1	Spring, Generating Relay Holddown			

SPECIAL PARTS LIST FOR MODEL 15.0RDJC-4R SPEC 16220AA
 FOR STANDARD PARTS REFER TO CATALOG 974-0221 KEY NO. 1
 (PARTS CATALOG ALSO CONTAINS COMPONENTS FOR MAJOR OPTIONAL FEATURES LISTED BELOW)

WIRING DIAGRAM NO. (ENG) 612-3564-01 (AC) 612-4816-17

PART NO.	QTY.	DESCRIPTION	PART NO.	QTY.	DESCRIPTION
Note: Radiator Cooled Overspeed Switch AC Meter Panel Oil Bath Air Cleaner Housed Water Jacket Heater					
140-1260	1	Fitting, Safety Filter-Air Cleaner Adapter To Restriction Indicator			
140-1212	1	Adapter, Air Cleaner			
503-0274	2	Clamp, Air Cleaner Hose			
140-0880	1	Bracket, Air Cleaner Mtg.			
103-0521	1	Backplate, Gearcase			
338-0768	1	Harness, Wiring - Voltage Regulator To Exciter Stator			
307-0819	1	Relay, Disconnect (Failed To Start)			
332-1005	1	Block, Terminal - 20 Place			
332-1007	1	Strip, Marker - 20 Place			
301-2204	1	Panel, Upper Control			

SPECIAL PARTS LIST FOR MODEL 15.ORDJC-4R SPEC 16225AA
 FOR STANDARD PARTS REFER TO CATALOG 974-0221 KEY NO. 2
 (PARTS CATALOG ALSO CONTAINS COMPONENTS FOR MAJOR OPTIONAL FEATURES LISTED BELOW)

WIRING DIAGRAM NO. (ENG)612-5113-01(AC)612-4816-02

PART NO.	QTY.	DESCRIPTION	PART NO.	QTY.	DESCRIPTION
Note: City Water Cooled Overspeed Switch Water Jacket Heater AC Meter Panel Skid And Battery Rack (See Housing Option)					
104-0594	1	Cover, Flywheel Guard			
104-0510	1	Guard, Flywheel			
306-0195	1	Plate, Starter Relay Mtg.			
336-0989	1	Lead, Relay To Starter - 7"			
338-0768	1	Harness, Wiring - Voltage Regulator To Exciter Stator			
320-0259	1	Limiter, Cranking			
332-0795	1	Block, Terminal - 16 Place			
332-0862	1	Strip, Marker - 16 Place			
301-2204	1	Panel, Upper Control			
The Following Parts Refer To The Skid Base And Battery Rack:					
403-0661	1	Skid			
402-0327	1	Hardware, Mounting			
416-0502	1	Frame, Battery Holddown			
520-0490	2	Stud, Battery Holddown Frame			
505-0002	2	Nipple, Oil Drain - 1/2 X 3"			
416-0037	2	Cable, Battery			
416-0522	1	Plate, Battery			
The Following Parts Refer To The Cylinder Block Water Inlet And Water Jacket Heater Pipe Fittings:					
505-0101	5	Nipple, Close - 3/8"			
505-0135	4	Nipple, Half - 3/8 X 1-1/8"			
505-0376	1	Elbow - 3/8" 45°			
503-0183	2	Clamp, Hose			
503-0478	1	Hose, Water - 3/4 X 9"			
505-0039	1	Elbow - 3/8" 90°			
505-0060	1	Tee - 3/8"			
505-0475	1	Cross - 3/8"			
Parts Not Furnished By Onan Time Delay Pre-Heat Relay					

SPECIAL PARTS LIST FOR MODEL 15.ORDJC-3R SPEC 16303AA
 FOR STANDARD PARTS REFER TO CATALOG 974-0221 KEY NO. 1
 (PARTS CATALOG ALSO CONTAINS COMPONENTS FOR MAJOR OPTIONAL FEATURES LISTED BELOW)

WIRING DIAGRAM NO. (ENG)612-4842-01(AC)612-4815-12

PART NO.	QTY.	DESCRIPTION	PART NO.	QTY.	DESCRIPTION
Note: Radiator Cooled Overspeed Switch Low Engine Temperature Switch AC Meter Panel			301-3252	1	Bracket, Relay Mounting (Low Engine Temperature And Generating Relay)
			307-1143	1	Relay, Generating
			323-0760	1	Socket, Generating Relay
			307-1157	1	Spring, Generating Relay Holddown
309-0179	1	Switch, High Water Temperature (Standard Part) Side Mounted On Water Outlet Housing	301-2288	1	Panel, Upper Control
309-0178	1	Switch, High Water Temperature Top Mounted On Water Outlet Housing			
309-0169	1	Switch, Low Oil Pressure (Standard Part) Mounted Down - Closes At 14 Lbs.			
309-0064	1	Switch, Low Oil Pressure (Mounted Horizontally) Closes At 9 Lbs.			
502-0058	1	Tee, Low Oil Pressure Switches Mounting			
103-0521	1	Backplate, Gearcase			
405-1157	1	Flange, Air Duct Adapter			
338-0768	1	Harness, Wiring - Voltage Regulator To Exciter Stator			
309-0128	1	Thermostat, Adjustable - Generator End Bell			
232-2458	1	Plate, Thermostat Mounting - Generator End Bell			
232-2457	1	Bracket, Heater Mounting - Generator End Bell			
333-0059	1	Ring, Heater - Generator End Bell			
307-0848	1	Relay, Time Delay - Low Oil Pressure			
320-0259	1	Limiter, Cranking			
332-0611	2	Block, Terminal - 3 Place			
332-0612	1	Strip, Marker - 3 Place			
307-0819	3	Relay - Low Oil Pressure And High Water Temperature Pre-Alarm And Low Engine Temperature			
307-0778	3	Spring, Relay Holddown			
301-2393	1	Bracket, Relay Mounting (Low Oil Pressure And High Water Temperature)			

SPECIAL PARTS LIST FOR **MODEL** 15.ORDJC-18R **SPEC** 16336AA
 FOR STANDARD PARTS REFER TO **CATALOG** 974-0221 **KEY NO.** 1
 (PARTS CATALOG ALSO CONTAINS COMPONENTS FOR MAJOR OPTIONAL FEATURES LISTED BELOW)
WIRING DIAGRAM NO. (ENG)612-2730-01 (AC)612-4882-02

PART NO.	QTY.	DESCRIPTION	PART NO.	QTY.	DESCRIPTION
Note: Radiator Cooled Water Jacket Heater AC Meter Panel					
103-0521	1	Backplate, Gearcase			
405-1157	1	Flange, Air Duct Adapter			
220-2044	1	Stator, Wound			
201-2159	1	Rotor Assembly, Wound			
520-0799	4	Stud, Generator Through			
520-0791	1	Stud, Rotor Through			
301-3732	1	Panel, Upper Control			
322-0044	2	Light, Neon Signal (Red)			
308-0203	1	Switch, Output Phase (SPDT)			
338-0744	1	Harness, Wiring - Voltage Regulator To Exciter Stator			

SPECIAL PARTS LIST FOR **MODEL** 15.0RDJC-5DR **SPEC** 16394AA
 FOR STANDARD PARTS REFER TO **CATALOG** 974-0221 **KEY NO.** 1
 (PARTS CATALOG ALSO CONTAINS COMPONENTS FOR MAJOR OPTIONAL FEATURES LISTED BELOW)
WIRING DIAGRAM NO. (ENG)612-2730-01(AC)612-4818-07

PART NO.	QTY.	DESCRIPTION	PART NO.	QTY.	DESCRIPTION
Note: Radiator Cooled Housed Water Jacket Heater AC Meter Panel					
103-0521	1	Backplate, Gearcase			
405-1889	1	Shield, Rain			
220-2044	1	Stator, Wound			
201-2159	1	Rotor Assembly, Wound			
520-0799	4	Stud, Generator Through			
520-0791	1	Stud, Rotor Through			
301-2204	1	Panel, Upper Control			

SPECIAL PARTS LIST FOR **MODEL** 13.ORDJC-4R50 **SPEC** 16399AA
FOR STANDARD PARTS REFER TO CATALOG 974-0221 **KEY NO.** 2
(PARTS CATALOG ALSO CONTAINS COMPONENTS FOR MAJOR OPTIONAL FEATURES LISTED BELOW)
WIRING DIAGRAM NO. (ENG) 612-4875-01 (AC) 612-4816-01

PART NO.	QTY.	DESCRIPTION	PART NO.	QTY.	DESCRIPTION
Note: Pennsylvania Approved			332-1005	1	Block, Terminal - 20 Place
Note: City Water Cooled			332-1006	1	Strip, Marker - 20 Place
Overspeed Switch			332-0611	2	Block, Terminal - 3 Place
Low Engine Temperature Switch			332-0612	1	Strip, Marker - 3 Place
AC Meter Panel			307-0819	3	Relay - Low Oil Pressure And High Water Temperature Pre-Alarm And Low Engine Temperature
104-0548	1	Flywheel Assembly	301-2125	1	Panel, Lower Control
104-0957	1	Hub And Pulley, Flywheel	307-0778	3	Spring, Relay Holddown
309-0169	1	Switch, Low Oil Pressure - Mounted Down - Closes At 14 Lbs.	301-2393	1	Bracket, Relay Mounting (Low Oil Pressure And High Water Temperature Pre-Alarm)
309-0064	1	Switch, Low Oil Pressure (Mounted Horizontally) Closes At 9 Lbs.	301-3252	1	Bracket, Relay Mounting (Low Engine Temperature And Generating Relay)
502-0058	1	Tee, Low Oil Pressure Switches Mounting	307-1143	1	Relay, Generating
104-0510	1	Guard, Flywheel	323-0760	1	Socket, Generating Relay
309-0178	1	Switch, High Water Temperature- Mounted In Pipe Cross	307-1157	1	Spring, Generating Relay Holddown
505-0101	1	Nipple, Close - 3/8 X 1" - Pipe Cross To Pipe Tee	301-2204	1	Panel, Upper Control
505-0060	1	Tee, Pipe - 3/8" - Close Nipple To Long Nipple			
505-0075	1	Nipple, Long - 3/8 X 2-1/2" - Pipe Tee To Block			
309-0179	1	Switch, High Water Temperature- Mounted In Pipe Tee			
306-0195	1	Plate, Starter Relay Mtg.			
336-0989	1	Lead, Relay To Starter - 7"			
505-0135	3	Nipple, Half - 3/8 X 1-1/2" - Water Inlet - Pump To Block			
502-0258	2	Nipple, Half - Brass - 3/8 X 2" Water Pump Inlet			
502-0085	2	Nipple, Close - Brass - 3/8" Water Pump Inlet			
502-0263	2	Elbow, Brass - 3/8"-90° Water Pump Inlet			
220-2042	1	Stator, Wound			
201-2157	1	Rotor Assembly, Wound			
520-0797	4	Stud, Generator Through			
520-0789	1	Stud, Rotor Through			
338-0768	1	Harness, Wiring - Voltage Regulator To Exciter Stator			
307-0848	1	Relay, Time Delay - Low Oil Pressure			
320-0259	1	Limiters, Cranking			

SPECIAL PARTS LIST FOR **MODEL** 15.ORDJC-4R **SPEC** 16443AA
 FOR STANDARD PARTS REFER TO **CATALOG** 974-0221 **KEY NO.** 2
 (PARTS CATALOG ALSO CONTAINS COMPONENTS FOR MAJOR OPTIONAL FEATURES LISTED BELOW)

WIRING DIAGRAM NO. (ENG)612-2730-01(AC)612-4816-12

PART NO.	QTY.	DESCRIPTION	PART NO.	QTY.	DESCRIPTION
Note: City Water Cooled Heat Exchanger AC Meter Panel					
104-0548	1	Flywheel Assembly			
104-0957	1	Hub And Pulley, Flywheel			
104-0510	1	Guard, Flywheel			
306-0195	1	Plate, Starter Relay Mtg.			
336-0989	1	Lead, Relay To Starter - 7"			
505-0135	3	Nipple, Half - 3/8 X 1-1/2" - Water Inlet - Pump To Block			
502-0258	2	Nipple, Half - Brass - 3/8 X 2" Water Pump Inlet			
502-0085	2	Nipple, Close - Brass - 3/8" Water Pump Inlet			
502-0263	2	Elbow, Brass - 3/8"-90° Water Pump Inlet			
301-2204	1	Panel, Upper Control			

SPECIAL PARTS LIST FOR MODEL 15.0RDJC-4R SPEC 16463AA
 FOR STANDARD PARTS REFER TO CATALOG 974-0221 KEY NO. 1
 (PARTS CATALOG ALSO CONTAINS COMPONENTS FOR MAJOR OPTIONAL FEATURES LISTED BELOW)
 WIRING DIAGRAM NO. (ENG)612-4842-01(AC)612-4816-12

PART NO.	QTY.	DESCRIPTION	PART NO.	QTY.	DESCRIPTION
Note: Radiator Cooled Overspeed Switch Water Jacket Heater Low Engine Temperature Switch AC Meter Panel					
309-0179	1	Switch, High Water Temperature (Standard Part) Side Mounted On Water Outlet Housing			
309-0178	1	Switch, High Water Temperature Top Mounted On Water Outlet Housing			
309-0169	1	Switch, Low Oil Pressure (Standard Part) Mounted Down - Closes At 14 Lbs.			
309-0064	1	Switch, Low Oil Pressure (Mounted Horizontally) Closes At 9 Lbs.			
502-0058	1	Tee, Low Oil Pressure Switches Mounting			
103-0521	1	Backplate, Gearcase			
405-1157	1	Flange, Air Duct Adapter			
338-0768	1	Harness, Wiring - Voltage Regulator To Exciter Stator			
307-0848	1	Relay, Time Delay - Low Oil Pressure			
320-0259	1	Limiter, Cranking			
332-0611	2	Block, Terminal - 3 Place			
332-0612	1	Strip, Marker - 3 Place			
307-0819	3	Relay - Low Oil Pressure And High Water Temperature Pre-Alarm And Low Engine Temperature			
307-0778	3	Spring, Relay Holddown			
301-2393	1	Bracket, Relay Mounting (Low Oil Pressure And High Water Temperature)			
301-3252	1	Bracket, Relay Mounting (Low Engine Temperature And Generating Relay)			
307-1143	1	Relay, Generating			
323-0760	1	Socket, Generating Relay			
307-1157	1	Spring, Generating Relay Holddown			
301-2204	1	Panel, Upper Control			

SPECIAL PARTS LIST FOR MODEL 15.ORDJC-4XR SPEC 16463AA
 FOR STANDARD PARTS REFER TO CATALOG 974-0221 KEY NO. 1
 (PARTS CATALOG ALSO CONTAINS COMPONENTS FOR MAJOR OPTIONAL FEATURES LISTED BELOW)
 WIRING DIAGRAM NO. (ENG)612-4842-01(AC)612-4817-08

PART NO.	QTY.	DESCRIPTION	PART NO.	QTY.	DESCRIPTION
Note: Radiator Cooled Overspeed Switch Water Jacket Heater Low Engine Temperature Switch AC Meter Panel					
309-0179	1	Switch, High Water Temperature (Standard Part) Side Mounted On Water Outlet Housing			
309-0178	1	Switch, High Water Temperature- Top Mounted On Water Outlet Housing			
309-0169	1	Switch, Low Oil Pressure (Standard Part) Mounted Down - Closes At 14 Lbs.			
309-0064	1	Switch, Low Oil Pressure (Mounted Horizontally) Closes At 9 Lbs.			
502-0058	1	Tee, Low Oil Pressure Switches Mounting			
103-0521	1	Backplate, Gearcase			
338-0768	1	Harness, Wiring - Voltage Regulator To Exciter Stator			
405-1157	1	Flange, Air Duct Adapter			
307-0848	1	Relay, Time Delay - Low Oil Pressure			
320-0259	1	Limiter, Cranking			
332-0611	2	Block, Terminal - 3 Place			
332-0612	1	Strip, Marker - 3 Place			
307-0819	3	Relay - Low Oil Pressure And High Water Temperature Pre-Alarm And Low Engine Temperature			
307-0778	3	Spring, Relay Holddown			
301-2393	1	Bracket, Relay Mounting (Low Oil Pressure And High Water Temperature)			
301-3252	1	Bracket, Relay Mounting (Low Engine Temperature And Generating Relay)			
307-1143	1	Relay, Generating			
323-0760	1	Socket, Generating Relay			
307-1157	1	Spring, Generating Relay Holddown			
301-2308	1	Panel, Upper Control			

SPECIAL PARTS LIST FOR MODEL 15.ORDJC-4R SPEC 16463AB
 FOR STANDARD PARTS REFER TO CATALOG 974-0221 KEY NO. 1
 (PARTS CATALOG ALSO CONTAINS COMPONENTS FOR MAJOR OPTIONAL FEATURES LISTED BELOW)

WIRING DIAGRAM NO. (ENG)612-5505-01(AC)612-5500-12

PART NO.	QTY.	DESCRIPTION	PART NO.	QTY.	DESCRIPTION
Note: Radiator Cooled Overspeed Switch Water Jacket Heater AC Meter Panel Low Engine Temperature Switch					
309-0179	1	Switch, High Water Temperature (Standard Part) Side Mounted On Water Outlet Housing			
309-0178	1	Switch, High Water Temperature Top Mounted On Water Outlet Housing			
309-0169	1	Switch, Low Oil Pressure (Standard Part) Mounted Down - Closes At 14 Lbs.			
309-0064	1	Switch, Low Oil Pressure (Mounted Horizontally) Closes At 9 Lbs.			
502-0058	1	Tee, Low Oil Pressure Switches Mounting			
103-0521	1	Backplate, Gearcase			
405-1157	1	Flange, Air Duct Adapter			
338-0768	1	Harness, Wiring - Voltage Regulator To Exciter Stator			
307-0848	1	Relay, Time Delay - Low Oil Pressure			
320-0259	1	Limiter, Cranking			
332-0611	2	Block, Terminal - 3 Place			
332-0612	1	Strip, Marker - 3 Place			
307-0819	3	Relay - Low Oil Pressure And High Water Temperature Pre-Alarm And Low Engine Temperature			
307-0778	3	Spring, Relay Holddown			
301-2393	1	Bracket, Relay Mounting (Low Oil Pressure And High Water Temperature)			
301-3252	1	Bracket, Relay Mounting (Low Engine Temperature And Generating Relay)			
307-1143	1	Relay, Generating			
323-0760	1	Socket, Generating Relay			
307-1157	1	Spring, Generating Relay Holddown			
301-2204	1	Panel, Upper Control			

SPECIAL PARTS LIST FOR MODEL 15.0RDJC-4R SPEC 16489AA
 FOR STANDARD PARTS REFER TO CATALOG 974-0221 KEY NO. 2
 (PARTS CATALOG ALSO CONTAINS COMPONENTS FOR MAJOR OPTIONAL FEATURES LISTED BELOW)

WIRING DIAGRAM NO. (ENG)612-3136-01(AC)612-4816-02

PART NO.	QTY.	DESCRIPTION	PART NO.	QTY.	DESCRIPTION
Note: City Water Cooled Heat Exchanger AC Meter Panel					
104-0548	1	Flywheel Assembly			
104-0957	1	Hub And Pulley, Flywheel			
104-0510	1	Guard, Flywheel			
306-0195	1	Plate, Starter Relay Mtg.			
336-0989	1	Lead, Relay To Starter - 7"			
505-0135	3	Nipple, Half - 3/8 X 1-1/2" - Water Inlet - Pump To Block			
502-0258	2	Nipple, Half - Brass - 3/8 X 2" Water Pump Inlet			
502-0085	2	Nipple, Close - Brass - 3/8" Water Pump Inlet			
502-0263	2	Elbow, Brass - 3/8"-90° Water Pump Inlet			
338-0768	1	Harness, Wiring - Voltage Regulator To Exciter Stator			
320-0259	1	Limiter, Cranking			
307-0696	1	Relay, Delay - 10 Seconds			
307-0734	1	Relay, Delay - 5 Seconds			
332-0795	1	Block, Terminal - 16 Place			
332-0862	1	Strip, Marker - 16 Place			
301-2204	1	Panel, Upper Control			

SPECIAL PARTS LIST FOR MODEL 15.ORDJC-4R SPEC 16554AB
 FOR STANDARD PARTS REFER TO CATALOG 974-0221 KEY NO. 1
 (PARTS CATALOG ALSO CONTAINS COMPONENTS FOR MAJOR OPTIONAL FEATURES LISTED BELOW)

WIRING DIAGRAM NO. (ENG) 612-5548-01 (AC) 612-5500-12

PART NO.	QTY.	DESCRIPTION	PART NO.	QTY.	DESCRIPTION
Note: Radiator Cooled Overspeed Switch AC Meter Panel Water Jacket Heater					
103-0521	1	Backplate, Gearcase			
405-1157	1	Flange, Air Duct Adapter			
338-0768	1	Harness, Wiring - Voltage Regulator To Exciter Stator			
320-0259	1	Limiter, Cranking			
332-0611	2	Block, Terminal - 3 Place			
332-0612	1	Strip, Marker - 3 Place			
307-0597	2	Relay - Pilot (1) Fuel (1)			
307-0696	1	Relay, Cycle Cranker (10 Seconds)			
307-0734	1	Relay, Cycle Cranker (5 Seconds)			
301-2393	1	Bracket, Relay Mounting			
301-2204	1	Panel, Upper Control			

SPECIAL PARTS LIST FOR MODEL 15.ORDJC-4R SPEC 16568AA
 FOR STANDARD PARTS REFER TO CATALOG 974-0221 KEY NO. 1
 (PARTS CATALOG ALSO CONTAINS COMPONENTS FOR MAJOR OPTIONAL FEATURES LISTED BELOW)

WIRING DIAGRAM NO. (ENG) 612-5155-01 (AC) 612-4816-02

PART NO.	QTY.	DESCRIPTION	PART NO.	QTY.	DESCRIPTION
Note: Radiator Cooled Overspeed Switch Water Jacket Heater AC Meter Panel					
103-0521	1	Backplate, Gearcase			
405-1157	1	Flange, Air Duct Adapter			
338-0768	1	Harness, Wiring - Voltage Regulator To Exciter Stator			
332-0216	1	Lug, Ground			
320-0259	1	Limiter, Cranking			
332-0795	1	Block, Terminal - 16 Place			
332-0862	1	Strip, Marker - 16 Place			
332-0609	1	Block, Terminal - 2 Place			
332-0610	1	Strip, Marker - 2 Place			
307-0819	1	Relay - Plant Failed To Start			
301-3241	1	Bracket, Relay Mounting - Plant Failed To Start			
307-0778	1	Spring, Relay Holddown			
301-2204	1	Panel, Upper Control			



SPECIAL PARTS LIST FOR MODEL 15.ORDJC-4R50 SPEC 16570AA
 FOR STANDARD PARTS REFER TO CATALOG 974-0221 KEY NO. 1
 (PARTS CATALOG ALSO CONTAINS COMPONENTS FOR MAJOR OPTIONAL FEATURES LISTED BELOW)

WIRING DIAGRAM NO. (ENG)612-5156-01(AC)612-4816-02

PART NO.	QTY.	DESCRIPTION	PART NO.	QTY.	DESCRIPTION
Note: Pennsylvania Approved Note: Radiator Cooled Overspeed Switch Water Jacket Heater AC Meter Panel					
309-0179	1	Switch, High Water Temperature - Side Mounted On Water Outlet Housing			
309-0178	1	Switch, High Water Temperature - Top Mounted On Water Outlet Housing			
309-0169	1	Switch, Low Oil Pressure - Mounted Down - Closes At 14 Lbs.			
309-0064	1	Switch, Low Oil Pressure - Mounted Horizontally - Closes At 9 Lbs.			
502-0058	1	Tee, Low Oil Pressure Switches Mounting			
103-0521	1	Backplate, Gearcase			
405-1157	1	Flange, Air Duct Adapter			
338-0768	1	Harness, Wiring - Voltage Regulator To Exciter Stator			
332-0216	1	Lug, Ground			
307-0848	1	Relay, Time Delay - Low Oil Pressure			
320-0259	1	Limiter, Cranking			
332-1005	1	Block, Terminal - 20 Place			
332-1006	1	Strip, Marker - 20 Place			
307-0819	3	Relay - Low Oil Pressure And High Water Temperature Pre-Alarm And Plant Failed To Start			
301-2125	1	Panel, Lower Control			
307-0778	3	Spring, Relay Holddown			
301-2393	1	Bracket, Relay Mounting (Low Oil Pressure And High Water Temperature Pre-Alarm)			
301-3241	1	Bracket, Relay Mounting (Plant Failed To Start)			
332-0609	1	Block, Terminal - 2 Place			
332-0610	1	Strip, Marker - 2 Place			
301-2204	1	Panel, Upper Control			

SPECIAL PARTS LIST FOR **MODEL** 15.ORDJC-4R **SPEC** 16661AA
 FOR STANDARD PARTS REFER TO **CATALOG** 974-0221 **KEY NO.** 2
 (PARTS CATALOG ALSO CONTAINS COMPONENTS FOR MAJOR OPTIONAL FEATURES LISTED BELOW)

WIRING DIAGRAM NO. (ENG)612-2905-01(AC)612-4816-02

PART NO.	QTY.	DESCRIPTION	PART NO.	QTY.	DESCRIPTION
Note: City Water Cooled Heat Exchanger Water Jacket Heater AC Meter Panel					
104-0548	1	Flywheel Assembly			
104-0957	1	Hub And Pulley, Flywheel			
104-0510	1	Guard, Flywheel			
306-0195	1	Plate, Starter Relay Mtg.			
336-0989	1	Lead, Relay To Starter - 7"			
502-0258	2	Nipple, Half - Brass - 3/8 X 2" Water Pump Inlet			
502-0085	2	Nipple, Close - Brass - 3/8" Water Pump Inlet			
502-0263	2	Elbow, Brass - 3/8"-90° Water Pump Inlet			
307-0597	2	Relay - Pilot (1) Fuel (1)			
332-0795	1	Block, Terminal - 16 Place			
332-0862	1	Strip, Marker - 16 Place			
353-0015	1	Resistor, Fixed - 3.5 Ohm, 10 Watt (Cranking Limiter)			
307-0696	1	Relay, Cycle Cranker (10 Seconds)			
307-0734	1	Relay, Cycle Cranker (5 Seconds)			
301-2204	1	Panel, Upper Control			
The Following Parts Refer To The Cylinder Block Water Inlet And Water Jacket Heater Pipe Fittings:					
505-0101	5	Nipple, Close - 3/8"			
505-0135	4	Nipple, Half - 3/8 X 1-1/8"			
505-0376	1	Elbow - 3/8" 45°			
503-0183	2	Clamp, Hose			
503-0478	1	Hose, Water - 3/4 X 9"			
505-0039	1	Elbow - 3/8" 90°			
505-0060	1	Tee - 3/8"			
505-0475	1	Cross - 3/8"			

SPECIAL PARTS LIST FOR **MODEL** 15.ORDJC-5DR **SPEC** 16694AA
FOR STANDARD PARTS REFER TO CATALOG 974-0221 **KEY NO.** 1
(PARTS CATALOG ALSO CONTAINS COMPONENTS FOR MAJOR OPTIONAL FEATURES LISTED BELOW)

WIRING DIAGRAM NO. (ENG)612-4762-01(AC)612-4818-02

PART NO.	QTY.	DESCRIPTION	PART NO.	QTY.	DESCRIPTION
Note: Radiator Cooled Overspeed Switch Water Jacket Heater AC Meter Panel					
103-0521	1	Backplate, Gearcase			
405-1157	1	Flange, Air Duct Adapter			
338-0768	1	Harness, Wiring - Voltage Regulator To Exciter Stator			
320-0259	1	Limiters, Cranking			
307-0696	1	Relay, Cycle Cranker (10 Seconds)			
307-0734	1	Relay, Cycle Cranker (5 Seconds)			
301-2393	1	Bracket, Relay Mounting (5 & 10 Second Crankers)			
307-0597	2	Relay - Pilot (1) Fuel (1)			
300-0673	1	Control, Alarm Relay - Complete (Includes Parts Marked *)			
332-1278	1	*Block, Terminal - 12 Place			
307-1058	5	*Relay			
357-0004	5	*Rectifier			
332-1277	1	*Block, Terminal - 8 Place			
323-0811	5	*Socket, Relay			
332-1265	4	*Insulator, Block Mounting			
301-2204	1	Panel, Upper Control			

SPECIAL PARTS LIST FOR **MODEL** 15.0RDJC-18R **SPEC** 16703AA
 FOR STANDARD PARTS REFER TO **CATALOG** 974-0221 **KEY NO.** 1
 (PARTS CATALOG ALSO CONTAINS COMPONENTS FOR MAJOR OPTIONAL FEATURES LISTED BELOW)

WIRING DIAGRAM NO. (ENG)612-2749-01(AC)612-4814-02

PART NO.	QTY.	DESCRIPTION	PART NO.	QTY.	DESCRIPTION
Note: Radiator Cooled					
Overspeed Switch					
Water Jacket Heater					
405-1157	1	Flange, Air Duct Adapter			
103-0521	1	Backplate, Gearcase			
338-0768	1	Harness, Wiring - Voltage			
		Regulator To Exciter Stator			
320-0259	1	Limiter, Cranking			
332-0795	1	Block, Terminal - 16 Place			
332-0862	1	Strip, Marker - 16 Place			
301-2019	1	Panel, Upper Control			

SPECIAL PARTS LIST FOR MODEL 15.0RDJC-18R SPEC 16739AA
 FOR STANDARD PARTS REFER TO CATALOG 974-0221 KEY NO. 2
 (PARTS CATALOG ALSO CONTAINS COMPONENTS FOR MAJOR OPTIONAL FEATURES LISTED BELOW)

WIRING DIAGRAM NO. (ENG)612-2730-01(AC)612-4814-02

PART NO.	QTY.	DESCRIPTION	PART NO.	QTY.	DESCRIPTION
Note: City Water Cooled Water Jacket Heater Skid And Battery Rack (See Housing Option) Heat Exchanger					
104-0548	1	Flywheel Assembly			
104-0957	1	Hub And Pulley, Flywheel			
104-0510	1	Guard, Flywheel			
306-0195	1	Plate, Starter Relay Mtg.			
336-0989	1	Lead, Relay To Starter - 7"			
502-0258	2	Nipple, Half - Brass - 3/8 X 2" Water Pump Inlet			
502-0085	2	Nipple, Close - Brass - 3/8" Water Pump Inlet			
502-0263	2	Elbow, Brass - 3/8" 90° Water Pump Inlet			
301-2019	1	Panel, Upper Control			
The Following Parts Refer To The Cylinder Block Water Inlet And Water Jacket Heater Pipe Fittings:					
505-0101	5	Nipple, Close - 3/8"			
505-0135	4	Nipple, Half - 3/8 X 1-1/8"			
505-0376	1	Elbow - 3/8" 45°			
503-0183	2	Clamp, Hose			
503-0478	1	Hose, Water - 3/4 X 9"			
505-0039	1	Elbow - 3/8" 90°			
505-0060	1	Tee - 3/8"			
505-0475	1	Cross - 3/8"			
The Following Parts Refer To The Skid Base And Battery Rack:					
403-0661	1	Skid			
402-0327	1	Hardware, Mounting			
416-0502	1	Frame, Battery Holddown			
520-0490	2	Stud, Battery Holddown Frame			
505-0002	2	Nipple, Oil Drain - 1/2 X 3"			
416-0037	2	Cable, Battery			
416-0522	1	Plate, Battery			

SPECIAL PARTS LIST FOR MODEL 15.ORDJC-3R SPEC 16752AB
 FOR STANDARD PARTS REFER TO CATALOG 974-0221 KEY NO. 1
 (PARTS CATALOG ALSO CONTAINS COMPONENTS FOR MAJOR OPTIONAL FEATURES LISTED BELOW)

WIRING DIAGRAM NO. (ENG)612-5516-01(AC)612-5486-07

PART NO.	QTY.	DESCRIPTION	PART NO.	QTY.	DESCRIPTION
Note: Radiator Cooled Overspeed Switch Housed Water Jacket Heater Low Engine Temperature Switch AC Meter Panel					
103-0521	1	Backplate, Gearcase			
338-0768	1	Harness, Wiring - Voltage Regulator To Exciter Stator			
320-0259	1	Limiter, Cranking			
301-3252	1	Bracket, Relay Mounting (Low Engine Temperature And Generating Relay)			
307-1143	1	Relay, Generating			
323-0760	1	Socket, Generating Relay			
307-1157	1	Spring, Generating Relay Holddown			
301-2288	1	Panel, Upper Control			

SPECIAL PARTS LIST FOR MODEL 15.0RDJC-18R SPEC 16757AA
 FOR STANDARD PARTS REFER TO CATALOG 974-0221 KEY NO. 1
 (PARTS CATALOG ALSO CONTAINS COMPONENTS FOR MAJOR OPTIONAL FEATURES LISTED BELOW)

WIRING DIAGRAM NO. (ENG)612-2730-01 (AC)612-4814-02

PART NO.	QTY.	DESCRIPTION	PART NO.	QTY.	DESCRIPTION
Note: Radiator Cooled					
103-0521	1	Backplate, Gearcase			
405-1157	1	Flange, Air Duct Adapter			
301-2019	1	Panel, Upper Control			
The Following Parts Refer To The Voltage Regulator Filter:					
232-2589	1	Regulator Filter Package - Complete			
232-2462	1	Box, Mounting			
232-2463	1	Cover, Mounting Box			
312-0197	1	Capacitor			
312-0198	2	Bracket, Capacitor Mounting			
508-0071	1	Grommet, Rubber			
304-0120	2	Resistor, Fixed - 2 Ohms, 25 Watt			
304-0015	4	Washer, Resistor Centering			
304-0292	2	Insulator, Resistor			
813-0112	2	Screw, Machine - Round Head (10-32 X 2-1/2") Resistor Mounting			
338-1165	1	Harness, Wiring			
332-0942	2	Cable, Tie			
625-1310	-	Diagram, Wiring			

SPECIAL PARTS LIST FOR **MODEL** 15.ORDJC-4R **SPEC** 16759AA
 FOR STANDARD PARTS REFER TO **CATALOG** 974-0221 **KEY NO.** 2
 (PARTS CATALOG ALSO CONTAINS COMPONENTS FOR MAJOR OPTIONAL FEATURES LISTED BELOW)

WIRING DIAGRAM NO. (ENG)612-4880-01 (AC)612-4816-12

PART NO.	QTY.	DESCRIPTION	PART NO.	QTY.	DESCRIPTION
Note: City Water Cooled Overspeed Switch Heat Exchanger Water Jacket Heater Low Engine Temperature Switch AC Meter Panel					
104-0548	1	Flywheel Assembly			
104-0957	1	Hub And Pulley, Flywheel			
104-0510	1	Guard, Flywheel			
306-0195	1	Plate, Starter Relay Mtg.			
336-0989	1	Lead, Relay To Starter - 7"			
502-0258	2	Nipple, Half - Brass - 3/8 X 2" Water Pump Inlet			
502-0085	2	Nipple, Close - Brass - 3/8" Water Pump Inlet			
502-0263	2	Elbow, Brass - 3/8"-90° Water Pump Inlet			
338-0768	1	Harness, Wiring - Voltage Regulator To Exciter Stator			
320-0259	1	Limiter, Cranking			
301-3252	1	Bracket, Relay Mounting (Low Engine Temperature And Generating Relay)			
307-1143	1	Relay, Generating			
323-0760	1	Socket, Generating Relay			
307-1157	1	Spring, Generating Relay Holddown			
301-2204	1	Panel, Upper Control			
The Following Parts Refer To The Cylinder Block Water Inlet And Water Jacket Heater Pipe Fittings:					
505-0101	5	Nipple, Close - 3/8"			
505-0135	4	Nipple, Half - 3/8 X 1-1/8"			
505-0376	1	Elbow - 3/8" 45°			
503-0183	2	Clamp, Hose			
503-0478	1	Hose, Water - 3/4 X 9"			
505-0039	1	Elbow - 3/8" 90°			
505-0060	1	Tee - 3/8"			
505-0475	1	Cross - 3/8"			

SPECIAL PARTS LIST FOR MODEL 15.0RDJC-4R SPEC 16762AA
 FOR STANDARD PARTS REFER TO CATALOG 974-0221 KEY NO. 1
 (PARTS CATALOG ALSO CONTAINS COMPONENTS FOR MAJOR OPTIONAL FEATURES LISTED BELOW)

WIRING DIAGRAM NO. (ENG) 612-4880-01 (AC) 612-4816-12

PART NO.	QTY.	DESCRIPTION	PART NO.	QTY.	DESCRIPTION
Note: Radiator Cooled Overspeed Switch AC Meter Panel Low Engine Temperature Switch					
103-0521	1	Backplate, Gearcase			
405-1157	1	Flange, Air Duct Adapter			
338-0768	1	Harness, Wiring - Voltage Regulator To Exciter Stator			
320-0259	1	Limiter, Cranking			
301-3252	1	Bracket, Relay Mounting (Low Engine Temperature And Generating Relay)			
307-1143	1	Relay, Generating			
323-0760	1	Socket, Generating Relay			
307-1157	1	Spring, Generating Relay Holddown			
301-2204	1	Panel, Upper Control			

SPECIAL PARTS LIST FOR MODEL 15.0RDJC-4XR SPEC 16802AB
 FOR STANDARD PARTS REFER TO CATALOG 974-0221 KEY NO. 1
 (PARTS CATALOG ALSO CONTAINS COMPONENTS FOR MAJOR OPTIONAL FEATURES LISTED BELOW)

WIRING DIAGRAM NO. (ENG)612-5505-01(AC)612-5501-11

PART NO.	QTY.	DESCRIPTION	PART NO.	QTY.	DESCRIPTION
Note: Radiator Cooled Overspeed Switch Housed Water Jacket Heater AC Meter Panel Low Engine Temperature Switch					
309-0179	1	Switch, High Water Temperature (Standard Part) Side Mounted On Water Outlet Housing			
309-0178	1	Switch, High Water Temperature Top Mounted On Water Outlet Housing			
309-0169	1	Switch, Low Oil Pressure (Standard Part) Mounted Down - Closes At 14 Lbs.			
309-0064	1	Switch, Low Oil Pressure (Mounted Horizontally) Closes At 9 Lbs.			
502-0058	1	Tee, Low Oil Pressure Switches Mounting			
103-0521	1	Backplate, Gearcase			
405-1889	1	Shield, Rain			
338-0768	1	Harness, Wiring - Voltage Regulator To Exciter Stator			
307-0848	1	Relay, Time Delay - Low Oil Pressure			
320-0259	1	Limiter, Cranking			
332-0611	2	Block, Terminal - 3 Place			
332-0612	1	Strip, Marker - 3 Place			
307-0819	3	Relay - Low Oil Pressure And High Water Temperature Pre-Alarm And Low Engine Temperature			
307-0778	3	Spring, Relay Holddown			
301-2393	1	Bracket, Relay Mounting (Low Oil Pressure And High Water Temperature)			
301-3252	1	Bracket, Relay Mounting (Low Engine Temperature And Generating Relay)			
307-1143	1	Relay, Generating			
323-0760	1	Socket, Generating Relay			
307-1157	1	Spring, Generating Relay Holddown			
301-2308	1	Panel, Upper Control			

SPECIAL PARTS LIST FOR **MODEL** 15.ORDJC-99R **SPEC** 16827AA
 FOR STANDARD PARTS REFER TO **CATALOG** 974-0221 **KEY NO.** 1
 (PARTS CATALOG ALSO CONTAINS COMPONENTS FOR MAJOR OPTIONAL FEATURES LISTED BELOW)

WIRING DIAGRAM NO. (ENG)612-2749-01 (AC)612-5189-05

PART NO.	QTY.	DESCRIPTION	PART NO.	QTY.	DESCRIPTION
Note: Radiator Cooled Housed Water Jacket Heater AC Meter Panel Overspeed Switch					
103-0521	1	Backplate, Gearcase			
338-0768	1	Harness, Wiring - Voltage Regulator To Exciter Stator			
220-2043	1	Stator, Wound			
320-0259	1	Limiter, Cranking			
332-0795	1	Block, Terminal - 16 Place			
332-0862	1	Strip, Marker - 16 Place			
301-2204	1	Panel, Upper Control			

SPECIAL PARTS LIST FOR MODEL 15.ORDJC-4R50 SPEC 16839AA
 FOR STANDARD PARTS REFER TO CATALOG 974-0221 KEY NO. 1
 (PARTS CATALOG ALSO CONTAINS COMPONENTS FOR MAJOR OPTIONAL FEATURES LISTED BELOW)

WIRING DIAGRAM NO. (ENG)612-4875-01(AC)612-4816-12

PART NO.	QTY.	DESCRIPTION	PART NO.	QTY.	DESCRIPTION
Note: Pennsylvania Approved Note: Radiator Cooled Overspeed Switch Water Jacket Heater Low Engine Temperature Switch AC Meter Panel					
309-0179	1	Switch, High Water Temperature - Side Mounted On Water Outlet Housing			
309-0178	1	Switch, High Water Temperature - Top Mounted On Water Outlet Housing			
309-0169	1	Switch, Low Oil Pressure - Mounted Down - Closes At 14 Lbs.			
309-0064	1	Switch, Low Oil Pressure (Mounted Horizontally) Closes At 9 Lbs.			
502-0058	1	Tee, Low Oil Pressure Switches Mounting			
103-0521	1	Backplate, Gearcase			
338-0768	1	Harness, Wiring - Voltage Regulator To Exciter Stator			
307-0848	1	Relay, Time Delay - Low Oil Pressure			
320-0259	1	Limiter, Cranking			
332-1005	1	Block, Terminal - 20 Place			
332-1006	1	Strip, Marker - 20 Place			
332-0611	2	Block, Terminal - 3 Place			
332-0612	1	Strip, Marker - 3 Place			
307-0819	3	Relay - Low Oil Pressure And High Water Temperature Pre-Alarm And Low Engine Temperature			
301-2125	1	Panel, Lower Control			
307-0778	3	Spring, Relay Holddown			
301-2393	1	Bracket, Relay Mounting (Low Oil Pressure And High Water Temperature Pre-Alarm)			
301-3252	1	Bracket, Relay Mounting (Low Engine Temperature And Generating Relay)			
307-1143	1	Relay, Generating			
323-0760	1	Socket, Generating Relay			
307-1157	1	Spring, Generating Relay Holddown			
301-2204	1	Panel, Upper Control			

SPECIAL PARTS LIST FOR MODEL 15.0RDJC-4XR SPEC 16864AA
 FOR STANDARD PARTS REFER TO CATALOG 974-0221 KEY NO. 1
 (PARTS CATALOG ALSO CONTAINS COMPONENTS FOR MAJOR OPTIONAL FEATURES LISTED BELOW)

WIRING DIAGRAM NO. (ENG)612-2749-01(AC)612-4817-11

PART NO.	QTY.	DESCRIPTION	PART NO.	QTY.	DESCRIPTION
Note: Radiator Cooled Overspeed Switch Housed AC Meter Panel					
103-0521	1	Backplate, Gearcase			
405-1889	1	Shield, Rain			
338-0768	1	Harness, Wiring - Voltage Regulator To Exciter Stator			
320-0259	1	Limiter, Cranking			
332-0795	1	Block, Terminal - 16 Place			
332-0862	1	Strip, Marker - 16 Place			
301-2308	1	Panel, Upper Control			

SPECIAL PARTS LIST FOR MODEL 15.0RDJC-5DR SPEC 16864AA
 FOR STANDARD PARTS REFER TO CATALOG 974-0221 KEY NO. 1
 (PARTS CATALOG ALSO CONTAINS COMPONENTS FOR MAJOR OPTIONAL FEATURES LISTED BELOW)
 WIRING DIAGRAM NO. (ENG)612-2749-01(AC)612-4818-17

PART NO.	QTY.	DESCRIPTION	PART NO.	QTY.	DESCRIPTION
Note: Radiator Cooled Overspeed Switch Housed AC Meter Panel					
103-0521	1	Backplate, Gearcase			
405-1889	1	Shield, Rain			
338-0768	1	Harness, Wiring - Voltage Regulator To Exciter Stator			
320-0259	1	Limiter, Cranking			
332-0795	1	Block, Terminal - 16 Place			
332-0862	1	Strip, Marker - 16 Place			
301-2204	1	Panel, Upper Control			

SPECIAL PARTS LIST FOR MODEL 15.0RDJC-4R SPEC 16872AA
 FOR STANDARD PARTS REFER TO CATALOG 974-0221 KEY NO. 1
 (PARTS CATALOG ALSO CONTAINS COMPONENTS FOR MAJOR OPTIONAL FEATURES LISTED BELOW)

WIRING DIAGRAM NO. (ENG)612-4445-01(AC)612-4816-02

PART NO.	QTY.	DESCRIPTION	PART NO.	QTY.	DESCRIPTION
Note: Radiator Cooled Overspeed Switch AC Meter Panel Water Jacket Heater					
309-0179	1	Switch, High Water Temperature (Standard Part) Side Mounted On Water Outlet Housing			
309-0178	1	Switch, High Water Temperature Top Mounted On Water Outlet Housing			
309-0169	1	Switch, Low Oil Pressure (Standard Part) Mounted Down - Closes At 14 Lbs.			
309-0064	1	Switch, Low Oil Pressure (Mounted Horizontally) Closes At 9 Lbs.			
502-0058	1	Tee, Low Oil Pressure Switches Mounting			
103-0521	1	Backplate, Gearcase			
338-0768	1	Harness, Wiring - Voltage Regulator To Exciter Stator			
307-0848	1	Relay, Time Delay - Low Oil Pressure			
320-0259	1	Limiter, Cranking			
307-0819	2	Relay - Low Oil Pressure And High Water Temperature Pre-Alarm			
301-2393	1	Bracket, Relay Mounting (Low Oil Pressure And High Water Temperature)			
301-2204	1	Panel, Upper Control			

SPECIAL PARTS LIST FOR MODEL 15.ORDJC-18R SPEC 16902AA
 FOR STANDARD PARTS REFER TO CATALOG 974-0221 KEY NO. 1
 (PARTS CATALOG ALSO CONTAINS COMPONENTS FOR MAJOR OPTIONAL FEATURES LISTED BELOW)

WIRING DIAGRAM NO. (ENG)612-4880-01(AC)612-4814-04

PART NO.	QTY.	DESCRIPTION	PART NO.	QTY.	DESCRIPTION
Note: Radiator Cooled Overspeed Switch Water Jacket Heater Low Engine Temperature Switch Housed					
103-0521	1	Backplate, Gearcase			
338-0768	1	Harness, Wiring - Voltage Regulator To Exciter Stator			
320-0259	1	Limiter, Cranking			
301-3252	1	Bracket, Relay Mounting (Low Engine Temperature And Generating Relay)			
307-1143	1	Relay, Generating			
323-0760	1	Socket, Generating Relay			
307-1157	1	Spring, Generating Relay Holddown			
301-2019	1	Panel, Upper Control			

SPECIAL PARTS LIST FOR **MODEL** 15.ORDJC-18R **SPEC** 16991AA
FOR STANDARD PARTS REFER TO **CATALOG** 974-0221 **KEY NO.** 1
(PARTS CATALOG ALSO CONTAINS COMPONENTS FOR MAJOR OPTIONAL FEATURES LISTED BELOW)

WIRING DIAGRAM NO. (ENG)612-2730-01(AC)612-4814-02

PART NO.	QTY.	DESCRIPTION	PART NO.	QTY.	DESCRIPTION
Note: Radiator Cooled Water Jacket Heater					
103-0521	1	Backplate, Gearcase			
234-0542	1	Cover, End Bell			
333-0157	1	Heater, Immersion-Generator			
333-0017	1	Cord, Generator Heater			
301-2019	1	Panel, Upper Control			

SPECIAL PARTS LIST FOR MODEL 15.ORDJC-4R SPEC 16993AA
 FOR STANDARD PARTS REFER TO CATALOG 974-0221 KEY NO. 1
 (PARTS CATALOG ALSO CONTAINS COMPONENTS FOR MAJOR OPTIONAL FEATURES LISTED BELOW)
 WIRING DIAGRAM NO. (ENG)612-2905-01(AC)612-4816-12

PART NO.	QTY.	DESCRIPTION	PART NO.	QTY.	DESCRIPTION
Note: Radiator Cooled Overspeed Switch AC Meter Panel					
103-0521	1	Backplate, Gearcase			
405-1157	1	Flange, Air Duct Adapter			
338-0768	1	Harness, Wiring - Voltage Regulator To Exciter Stator			
307-0597	2	Relay - Pilot (1) Fuel (1)			
332-0795	1	Block, Terminal - 16 Place			
332-0862	1	Strip, Marker - 16 Place			
353-0015	1	Resistor, Fixed - 3.5 Ohm, 10 Watt (Cranking Limiter)			
307-0696	1	Relay, Cycle Cranker (10 Seconds)			
307-0734	1	Relay, Cycle Cranker (5 Seconds)			
301-2204	1	Panel, Upper Control			

SPECIAL PARTS LIST FOR **MODEL** 15.0RDJC-5DR **SPEC** 17002AB
 FOR STANDARD PARTS REFER TO **CATALOG** 974-0221 **KEY NO.** 1
 (PARTS CATALOG ALSO CONTAINS COMPONENTS FOR MAJOR OPTIONAL FEATURES LISTED BELOW)

WIRING DIAGRAM NO. (ENG)612-5506-01(AC)612-5502-17

PART NO.	QTY.	DESCRIPTION	PART NO.	QTY.	DESCRIPTION
Note: Radiator Cooled Overspeed Switch Housed Water Jacket Heater AC Meter Panel					
405-1889	1	Shield, Rain			
103-0521	1	Backplate, Gearcase			
338-0768	1	Harness, Wiring - Voltage Regulator To Exciter Stator			
320-0259	1	Limiter, Cranking			
301-2204	1	Panel, Upper Control			

SPECIAL PARTS LIST FOR **MODEL** 15.0RDJC-18R **SPEC** 17008AA
 FOR STANDARD PARTS REFER TO **CATALOG** 974-0221 **KEY NO.** 1
 (PARTS CATALOG ALSO CONTAINS COMPONENTS FOR MAJOR OPTIONAL FEATURES LISTED BELOW)

WIRING DIAGRAM NO. (ENG)612-2730-01(AC)612-4814-02

PART NO.	QTY.	DESCRIPTION	PART NO.	QTY.	DESCRIPTION
Note: Radiator Cooled Housed					
103-0521	1	Backplate, Gearcase			
405-1889	1	Shield, Rain			
220-2044	1	Stator, Wound			
201-2159	1	Rotor Assembly, Wound			
520-0799	4	Stud, Generator Through			
520-0791	1	Stud, Rotor Through			
301-2019	1	Panel, Upper Control			

SPECIAL PARTS LIST FOR **MODEL** 15.0RDJC-4R **SPEC** 17079AA
 FOR STANDARD PARTS REFER TO **CATALOG** 974-0221 **KEY NO.** 1
 (PARTS CATALOG ALSO CONTAINS COMPONENTS FOR MAJOR OPTIONAL FEATURES LISTED BELOW)
WIRING DIAGRAM NO. (ENG)612-2749-01(AC)612-4816-07

PART NO.	QTY.	DESCRIPTION	PART NO.	QTY.	DESCRIPTION
Note: Radiator Cooled Overspeed Switch Water Jacket Heater AC Meter Panel Housed					
103-0521	1	Backplate, Gearcase			
338-0768	1	Harness, Wiring - Voltage Regulator To Exciter Stator			
320-0259	1	Limiter, Cranking			
332-0795	1	Block, Terminal - 16 Place			
332-0862	1	Strip, Marker - 16 Place			
301-2204	1	Panel, Upper Control			

SPECIAL PARTS LIST FOR MODEL 15.CRDJC-4R SPEC 17079AB
 FOR STANDARD PARTS REFER TO CATALOG 974-0221 KEY NO. 1
 (PARTS CATALOG ALSO CONTAINS COMPONENTS FOR MAJOR OPTIONAL FEATURES LISTED BELOW)

WIRING DIAGRAM NO. (ENG) 612-5506-01(AC) 612-5500-07

PART NO.	QTY.	DESCRIPTION	PART NO.	QTY.	DESCRIPTION
Note: Radiator Cooled Overspeed Switch Water Jacket Heater AC Meter Panel Housed					
103-0521	1	Backplate, Gearcase			
338-0768	1	Harness, Wiring - Voltage Regulator To Exciter Stator			
307-0848	1	Relay, Time Delay - Low Oil Pressure			
320-0259	1	Limiter, Cranking			
332-0611	2	Block, Terminal - 3 Place			
332-0612	1	Strip, Marker - 3 Place			
307-0819	3	Relay - Low Oil Pressure And High Water Temperature Pre-Alarm And Low Engine Temperature			
307-0778	3	Spring, Relay Holddown			
301-2393	1	Bracket, Relay Mounting (Low Oil Pressure And High Water Temperature)			
301-3252	1	Bracket, Relay Mounting (Low Engine Temperature And Generating Relay)			
307-1143	1	Relay, Generating			
323-0760	1	Socket, Generating Relay			
307-1157	1	Spring, Generating Relay Holddown			
301-2204	1	Panel, Upper Control			

SPECIAL PARTS LIST FOR MODEL 15.0RDJC-4XR SPEC 17083AA
 FOR STANDARD PARTS REFER TO CATALOG 974-0221 KEY NO. 1
 (PARTS CATALOG ALSO CONTAINS COMPONENTS FOR MAJOR OPTIONAL FEATURES LISTED BELOW)

WIRING DIAGRAM NO. (ENG)612-4445-01(AC)612-5201-07

PART NO.	QTY.	DESCRIPTION	PART NO.	QTY.	DESCRIPTION
Note: Radiator Cooled Overspeed Switch Housed AC Meter Panel					
309-0179	1	Switch, High Water Temperature (Standard Part) Side Mounted On Water Outlet Housing			
309-0178	1	Switch, High Water Temperature Top Mounted On Water Outlet Housing			
309-0169	1	Switch, Low Oil Pressure (Standard Part) Mounted Down - Closes At 14 Lbs.			
309-0064	1	Switch, Low Oil Pressure (Mounted Horizontally) Closes At 9 Lbs.			
502-0058	1	Tee, Low Oil Pressure Switches Mounting			
103-0521	1	Backplate, Gearcase			
338-0768	1	Harness, Wiring - Voltage Regulator To Exciter Stator			
220-2044	1	Stator, Wound			
201-2159	1	Rotor Assembly, Wound			
520-0799	4	Stud, Generator Through			
520-0791	1	Stud, Rotor Through			
307-0848	1	Relay, Time Delay - Low Oil Pressure			
320-0259	1	Limiter, Cranking			
307-0819	2	Relay - Low Oil Pressure And High Water Temperature Pre-Alarm			
301-2393	1	Bracket, Relay Mounting (Low Oil Pressure And High Water Temperature)			
301-2449	1	Panel, Upper Control			
Parts Not Furnished By Onan Circuit Breakers					

SPECIAL PARTS LIST FOR **MODEL** 15.ORDJC-4R **SPEC** 17092AA
 FOR STANDARD PARTS REFER TO **CATALOG** 974-0221 **KEY NO.** 1
 (PARTS CATALOG ALSO CONTAINS COMPONENTS FOR MAJOR OPTIONAL FEATURES LISTED BELOW)

WIRING DIAGRAM NO. (ENG)612-2905-01(AC)612-4816-12

PART NO.	QTY.	DESCRIPTION	PART NO.	QTY.	DESCRIPTION
Note: Radiator Cooled Overspeed Switch AC Meter Panel Water Jacket Heater					
103-0521	1	Backplate, Gearcase			
405-1157	1	Flange, Air Duct Adapter			
338-0768	1	Harness, Wiring - Voltage Regulator To Exciter Stator			
307-0597	2	Relay - Pilot (1) Fuel (1)			
332-0795	1	Block, Terminal - 16 Place			
332-0862	1	Strip, Marker - 16 Place			
353-0015	1	Resistor, Fixed - 3.5 Ohm, 10 Watt (Cranking Limiter)			
307-0696	1	Relay, Cycle Cranker (10 Seconds)			
307-0734	1	Relay, Cycle Cranker (5 Seconds)			
301-2204	1	Panel, Upper Control			

SPECIAL PARTS LIST FOR **MODEL** 15.0RDJC-5DR **SPEC** 17102AA
 FOR STANDARD PARTS REFER TO **CATALOG** 974-0221 **KEY NO.** 1
 (PARTS CATALOG ALSO CONTAINS COMPONENTS FOR MAJOR OPTIONAL FEATURES LISTED BELOW)

WIRING DIAGRAM NO. (ENG) 612-2896-01 (AC) 612-4818-12

PART NO.	QTY.	DESCRIPTION	PART NO.	QTY.	DESCRIPTION
Note: Radiator Cooled Overspeed Switch AC Meter Panel Water Jacket Heater					
103-0521	1	Backplate, Gearcase			
405-1157	1	Flange, Air Duct Adapter			
338-0768	1	Harness, Wiring - Voltage Regulator To Exciter Stator			
307-0597	2	Relay - Pilot (1) Fuel (1)			
307-1149	1	Relay, Time Delay (Cycle Cranker) 1 - 300 Seconds			
332-0532	1	Block, Terminal - 5 Place			
332-0533	1	Strip, Marker - 5 Place			
307-0696	1	Relay, Cycle Cranker (10 Seconds)			
307-0734	1	Relay, Cycle Cranker (5 Seconds)			
332-0795	1	Block, Terminal - 16 Place			
332-0862	1	Strip, Marker - 16 Place			
301-2574	1	Panel, Lower Control			
301-2204	1	Panel, Upper Control			

SPECIAL PARTS LIST FOR MODEL 15.ORDJC-4XR SPEC 17139AA
 FOR STANDARD PARTS REFER TO CATALOG 974-0221 KEY NO. 2
 (PARTS CATALOG ALSO CONTAINS COMPONENTS FOR MAJOR OPTIONAL FEATURES LISTED BELOW)

WIRING DIAGRAM NO. (ENG)612-2896-01(AC)612-4817-02

PART NO.	QTY.	DESCRIPTION	PART NO.	QTY.	DESCRIPTION
Note: City Water Cooled Heat Exchanger Water Jacket Heater AC Meter Panel					
104-0548	1	Flywheel Assembly			
104-0957	1	Hub And Pulley, Flywheel			
104-0510	1	Guard, Flywheel			
306-0195	1	Plate, Starter Relay Mtg.			
336-0989	1	Lead, Relay To Starter - 7"			
502-0258	2	Nipple, Half - Brass - 3/8 X 2" Water Pump Inlet			
502-0085	2	Nipple, Close - Brass - 3/8" Water Pump Inlet			
502-0263	2	Elbow, Brass - 3/8"-90° Water Pump Inlet			
338-0768	1	Harness, Wiring - Voltage Regulator To Exciter Stator			
307-0597	2	Relay - Pilot (1) Fuel (1)			
307-1149	1	Relay, Time Delay (Cycle Cranker) 1 - 300 Seconds			
332-0532	1	Block, Terminal - 5 Place			
332-0533	1	Strip, Marker - 5 Place			
307-0696	1	Relay, Cycle Cranker (10 Seconds)			
307-0734	1	Relay, Cycle Cranker (5 Seconds)			
332-0795	1	Block, Terminal - 16 Place			
332-0862	1	Strip, Marker - 16 Place			
301-2574	1	Panel, Lower Control			
301-2308	1	Panel, Upper Control			
The Following Parts Refer To The Cylinder Block Water Inlet And Water Jacket Heater Pipe Fittings:					
505-0101	5	Nipple, Close - 3/8"			
505-0135	4	Nipple, Half - 3/8 X 1-1/8"			
505-0376	1	Elbow - 3/8" 45°			
503-0183	2	Clamp, Hose			
503-0478	1	Hose, Water - 3/4 X 9"			
505-0039	1	Elbow - 3/8" 90°			
505-0060	1	Tee - 3/8"			
505-0475	1	Cross - 3/8"			

SPECIAL PARTS LIST FOR MODEL 15.ORDJC-4R SPEC 17165AA
 FOR STANDARD PARTS REFER TO CATALOG 974-0221 KEY NO. 1
 (PARTS CATALOG ALSO CONTAINS COMPONENTS FOR MAJOR OPTIONAL FEATURES LISTED BELOW)

WIRING DIAGRAM NO. (ENG) 612-2730-01 (AC) 612-4816-12

PART NO.	QTY.	DESCRIPTION	PART NO.	QTY.	DESCRIPTION
Note: Radiator Cooled Overspeed Switch AC Meter Panel Water Jacket Heater					
103-0521	1	Backplate, Gearcase			
338-0768	1	Harness, Wiring - Voltage Regulator To Exciter Stator			
301-2204	1	Panel, Upper Control			



WIRING DIAGRAM NO. (ENG)612-2730-01(AC)612-4817-08

PART NO.	QTY.	DESCRIPTION	PART NO.	QTY.	DESCRIPTION
Note: Radiator Cooled Overspeed Switch AC Meter Panel Water Jacket Heater					
103-0521	1	Backplate, Gearcase			
338-0768	1	Harness, Wiring - Voltage Regulator To Exciter Stator			
301-2308	1	Panel, Upper Control			

SPECIAL PARTS LIST FOR **MODEL** 15.0RDJC-9XR **SPEC** 17175AA
 FOR STANDARD PARTS REFER TO **CATALOG** 974-0221 **KEY NO.** 1
 (PARTS CATALOG ALSO CONTAINS COMPONENTS FOR MAJOR OPTIONAL FEATURES LISTED BELOW)
WIRING DIAGRAM NO. (ENG) 612-2749-01 (AC) 612-4892-08

PART NO.	QTY.	DESCRIPTION	PART NO.	QTY.	DESCRIPTION
Note: Radiator Cooled Overspeed Switch AC Meter Panel					
103-0521	1	Backplate, Gearcase			
338-0768	1	Harness, Wiring - Voltage Regulator To Exciter Stator			
333-0151	1	Heater - Control			
309-0128	1	Thermostat, Adjustable - Control			
301-1886	1	Cover, Thermostat - Control			
335-0110	1	Cable Assembly, Heater - Control			
320-0259	1	Limiter, Cranking			
332-0795	1	Block, Terminal - 16 Place			
332-0862	1	Strip, Marker - 16 Place			
301-3736	1	Panel, Upper Control			

SPECIAL PARTS LIST FOR **MODEL** 15.ORDJC-18R **SPEC** 17218AB
 FOR STANDARD PARTS REFER TO **CATALOG** 974-0221 **KEY NO.** 1
 (PARTS CATALOG ALSO CONTAINS COMPONENTS FOR MAJOR OPTIONAL FEATURES LISTED BELOW)

WIRING DIAGRAM NO. (ENG)612-5516-01(AC)612-5485-02

PART NO.	QTY.	DESCRIPTION	PART NO.	QTY.	DESCRIPTION
Note: Radiator Cooled Overspeed Switch Water Jacket Heater Low Engine Temperature Switch					
103-0521	1	Backplate, Gearcase			
405-1157	1	Flange, Air Duct Adapter			
320-0259	1	Limiter, Cranking			
301-3252	1	Bracket, Relay Mounting (Low Engine Temperature And Generating Relay)			
307-1143	1	Relay, Generating			
323-0760	1	Socket, Generating Relay			
307-1157	1	Spring, Generating Relay Holddown			
301-2019	1	Panel, Upper Control			

SPECIAL PARTS LIST FOR MODEL 15.0RDJC-4R SPEC 17231AA
 FOR STANDARD PARTS REFER TO CATALOG 974-0221 KEY NO. 1
 (PARTS CATALOG ALSO CONTAINS COMPONENTS FOR MAJOR OPTIONAL FEATURES LISTED BELOW)

WIRING DIAGRAM NO. (ENG) 612-4842-01 (AC) 612-4816-07

PART NO.	QTY.	DESCRIPTION	PART NO.	QTY.	DESCRIPTION
Note: Radiator Cooled Overspeed Switch Housed Water Jacket Heater Low Engine Temperature Switch AC Meter Panel					
309-0179	1	Switch, High Water Temperature (Standard Part) Side Mounted On Water Outlet Housing			
309-0178	1	Switch, High Water Temperature- Top Mounted On Water Outlet Housing			
309-0169	1	Switch, Low Oil Pressure (Standard Part) Mounted Down - Closes At 14 Lbs.			
309-0064	1	Switch, Low Oil Pressure (Mounted Horizontally) Closes At 9 Lbs.			
502-0058	1	Tee, Low Oil Pressure Switches Mounting			
103-0521	1	Backplate, Gearcase			
405-1889	1	Shield, Rain			
338-0768	1	Harness, Wiring - Voltage Regulator To Exciter Stator			
307-0848	1	Relay, Time Delay - Low Oil Pressure			
320-0259	1	Limiter, Cranking			
332-0611	2	Block, Terminal - 3 Place			
332-0612	1	Strip, Marker - 3 Place			
307-0819	3	Relay - Low Oil Pressure And High Water Temperature Pre-Alarm And Low Engine Temperature			
307-0778	3	Spring, Relay Holddown			
301-2393	1	Bracket, Relay Mounting (Low Oil Pressure And High Water Temperature)			
301-3252	1	Bracket, Relay Mounting (Low Engine Temperature And Generating Relay)			
307-1143	1	Relay, Generating			
323-0760	1	Socket, Generating Relay			
307-1157	1	Spring, Generating Relay Holddown			
301-2204	1	Panel, Upper Control			

SPECIAL PARTS LIST FOR **MODEL** 15.ORDJC-18R **SPEC** 17297AB
 FOR STANDARD PARTS REFER TO **CATALOG** 974-0221 **KEY NO.** 1
 (PARTS CATALOG ALSO CONTAINS COMPONENTS FOR MAJOR OPTIONAL FEATURES LISTED BELOW)

WIRING DIAGRAM NO. (ENG)612-5488-01(AC)612-5485-02

PART NO.	QTY.	DESCRIPTION	PART NO.	QTY.	DESCRIPTION
Note: Radiator Cooled					
103-0521	1	Backplate, Gearcase			
405-1157	1	Flange, Air Duct Adapter			
220-2044	1	Stator, Wound			
201-2159	1	Rotor Assembly, Wound			
520-0799	4	Stud, Generator Through			
520-0791	1	Stud, Rotor Through			
320-0259	1	Limiter, Cranking			
301-2019	1	Panel, Upper Control			

SPECIAL PARTS LIST FOR MODEL 15.0RDJC-4R SPEC 17337AB
 FOR STANDARD PARTS REFER TO CATALOG 974-0221 KEY NO. 1
 (PARTS CATALOG ALSO CONTAINS COMPONENTS FOR MAJOR OPTIONAL FEATURES LISTED BELOW)

WIRING DIAGRAM NO. (ENG) 612-5541-01 (AC) 612-5500-12

PART NO.	QTY.	DESCRIPTION	PART NO.	QTY.	DESCRIPTION
Note: Radiator Cooled Overspeed Switch Water Jacket Heater Low Engine Temperature Switch AC Meter Panel					
103-0521	1	Backplate, Gearcase			
405-1157	1	Flange, Air Duct Adapter			
338-0768	1	Harness, Wiring - Voltage Regulator To Exciter Stator			
307-0597	2	Relay - Pilot (1) Fuel (1)			
320-0259	1	Limiter, Cranking			
332-0611	2	Block, Terminal - 3 Place			
332-0612	1	Strip, Marker - 3 Place			
307-0696	1	Relay, Cycle Cranker (10 Seconds)			
307-0734	1	Relay, Cycle Cranker (5 Seconds)			
301-2393	1	Bracket, Relay Mounting (5 & 10 Second Crankers)			
307-1143	1	Relay, Generating			
301-3252	1	Bracket, Relay Mounting (Low Engine Temperature And Generating Relay)			
323-0760	1	Socket, Generating Relay			
307-1157	1	Spring, Generating Relay Holddown			
301-2204	1	Panel, Upper Control			

SPECIAL PARTS LIST FOR MODEL 15.0RDJC-4R SPEC 17354AA
 FOR STANDARD PARTS REFER TO CATALOG 974-0221 KEY NO. 1
 (PARTS CATALOG ALSO CONTAINS COMPONENTS FOR MAJOR OPTIONAL FEATURES LISTED BELOW)

WIRING DIAGRAM NO. (ENG) 612-4955-01 (AC) 612-4816-02

PART NO.	QTY.	DESCRIPTION	PART NO.	QTY.	DESCRIPTION
Note: Radiator Cooled Overspeed Switch Water Jacket Heater AC Meter Panel Low Engine Temperature Switch			301-3252	1	Bracket, Relay Mounting (Low Engine Temperature And Generating Relay)
309-0179	1	Switch, High Water Temperature (Standard Part) Side Mounted On Water Outlet Housing	307-1143	1	Relay, Generating
309-0178	1	Switch, High Water Temperature- Top Mounted On Water Outlet Housing	323-0760	1	Socket, Generating Relay
309-0169	1	Switch, Low Oil Pressure (Standard Part) Mounted Down - Closes At 14 Lbs.	307-1157	1	Spring, Generating Relay Holddown
309-0064	1	Switch, Low Oil Pressure (Mounted Horizontally) Closes At 9 Lbs.	301-2204	1	Panel, Upper Control
502-0058	1	Tee, Low Oil Pressure Switches Mounting			
103-0521	1	Backplate, Gearcase			
405-1157	1	Flange, Air Duct Adapter			
338-0768	1	Harness, Wiring - Voltage Regulator To Exciter Stator			
307-0696	1	Relay, Cycle Cranker (10 Seconds)			
307-0734	1	Relay, Cycle Cranker (5 Seconds)			
307-0597	2	Relay - Pilot (1) Fuel (1)			
307-0848	1	Relay, Time Delay - Low Oil Pressure			
353-0015	1	Resistor, Fixed - 3.5 Ohm, 10 Watt (Cranking Limiter)			
320-0259	1	Limiter, Cranking			
332-0611	3	Block, Terminal - 3 Place			
332-0612	2	Strip, Marker - 3 Place			
307-0819	3	Relay - Low Oil Pressure And High Water Temperature Pre-Alarm And Low Engine Temperature			
307-0778	3	Spring, Relay Holddown			
301-2393	2	Bracket, Relay Mounting (Low Oil Pressure And High Water Temperature Pre-Alarm (1)) (5 & 10 Second Crankers (1))			

SPECIAL PARTS LIST FOR MODEL 15.ORDJC-5DR SPEC 17363AA
 FOR STANDARD PARTS REFER TO CATALOG 974-0221 KEY NO. 1
 (PARTS CATALOG ALSO CONTAINS COMPONENTS FOR MAJOR OPTIONAL FEATURES LISTED BELOW)

WIRING DIAGRAM NO. (ENG)612-2749-01(AC)612-4818-02

PART NO.	QTY.	DESCRIPTION	PART NO.	QTY.	DESCRIPTION
Note: Radiator Cooled Overspeed Switch Water Jacket Heater AC Meter Panel					
102-0549	1	Base, Oil			
103-0521	1	Backplate, Gearcase			
405-1157	1	Flange, Air Duct Adapter			
338-0768	1	Harness, Wiring - Voltage Regulator To Exciter Stator			
234-0543	1	Cover, End Bell			
333-0157	1	Heater, Immersion-Generator			
333-0017	1	Cord, Generator Heater			
333-0151	1	Heater - Control			
309-0128	1	Thermostat, Adjustable - Control			
301-1886	1	Cover, Thermostat - Control			
335-0110	1	Cable Assembly - Heater Control			
320-0259	1	Limiter, Cranking			
332-0795	1	Block, Terminal - 16 Place			
332-0862	1	Strip, Marker - 16 Place			
301-2204	1	Panel, Upper Control			

SPECIAL PARTS LIST FOR MODEL 15.ORDJC-4XR SPEC 17379AA
 FOR STANDARD PARTS REFER TO CATALOG 974-0221 KEY NO. 1
 (PARTS CATALOG ALSO CONTAINS COMPONENTS FOR MAJOR OPTIONAL FEATURES LISTED BELOW)

WIRING DIAGRAM NO. (ENG)612-4842-01(AC)612-4817-05

PART NO.	QTY.	DESCRIPTION	PART NO.	QTY.	DESCRIPTION
Note: Radiator Cooled Housed Water Jacket Heater Low Engine Temperature Switch AC Meter Panel Overspeed Switch					
309-0179	1	Switch, High Water Temperature (Standard Part) Side Mounted On Water Outlet Housing			
309-0178	1	Switch, High Water Temperature Top Mounted On Water Outlet Housing			
309-0169	1	Switch, Low Oil Pressure (Standard Part) Mounted Down - Closes At 14 Lbs.			
309-0064	1	Switch, Low Oil Pressure (Mounted Horizontally) Closes At 9 Lbs.			
502-0058	1	Tee, Low Oil Pressure Switches Mounting			
103-0521	1	Backplate, Gearcase			
338-0768	1	Harness, Wiring - Voltage Regulator To Exciter Stator			
405-1157	1	Flange, Air Duct Adapter			
405-1889	1	Shield, Rain			
307-0848	1	Relay, Time Delay - Low Oil Pressure			
320-0259	1	Limiter, Cranking			
332-0611	2	Block, Terminal - 3 Place			
332-0612	1	Strip, Marker - 3 Place			
307-0819	3	Relay - Low Oil Pressure And High Water Temperature Pre-Alarm And Low Engine Temperature			
307-0778	3	Spring, Relay Holddown			
301-2393	1	Bracket, Relay Mounting (Low Oil Pressure And High Water Temperature)			
301-3252	1	Bracket, Relay Mounting (Low Engine Temperature And Generating Relay)			
307-1143	1	Relay, Generating			
323-0760	1	Socket, Generating Relay			
307-1157	1	Spring, Generating Relay Holddown			
301-2308	1	Panel, Upper Control			

SPECIAL PARTS LIST FOR MODEL 15.ORDJC-5DR SPEC 17379AB
 FOR STANDARD PARTS REFER TO CATALOG 974-0221 KEY NO. 1
 (PARTS CATALOG ALSO CONTAINS COMPONENTS FOR MAJOR OPTIONAL FEATURES LISTED BELOW)

WIRING DIAGRAM NO. (ENG) 612-5505-01 (AC) 612-5502-07

PART NO.	QTY.	DESCRIPTION	PART NO.	QTY.	DESCRIPTION
Note: Radiator Cooled Overspeed Switch Housed Water Jacket Heater AC Meter Panel Low Engine Temperature Switch					
309-0179	1	Switch, High Water Temperature (Standard Part) Side Mounted On Water Outlet Housing			
309-0178	1	Switch, High Water Temperature Top Mounted On Water Outlet Housing			
309-0169	1	Switch, Low Oil Pressure (Standard Part) Mounted Down - Closes At 14 Lbs.			
309-0064	1	Switch, Low Oil Pressure (Mounted Horizontally) Closes At 9 Lbs.			
502-0058	1	Tee, Low Oil Pressure Switches Mounting			
103-0521	1	Backplate, Gearcase			
405-1157	1	Flange, Air Duct Adapter			
405-1889	1	Shield, Rain			
338-0768	1	Harness, Wiring - Voltage Regulator To Exciter Stator			
307-0848	1	Relay, Time Delay - Low Oil Pressure			
320-0259	1	Limiter, Cranking			
332-0611	2	Block, Terminal - 3 Place			
332-0612	1	Strip, Marker - 3 Place			
307-0819	3	Relay - Low Oil Pressure And High Water Temperature Pre-Alarm And Low Engine Temperature			
307-0778	3	Spring, Relay Holddown			
301-2393	1	Bracket, Relay Mounting (Low Oil Pressure And High Water Temperature)			
301-3252	1	Bracket, Relay Mounting (Low Engine Temperature And Generating Relay)			
307-1143	1	Relay, Generating			
323-0760	1	Socket, Generating Relay			
307-1157	1	Spring, Generating Relay Holddown			
301-2204	1	Panel, Upper Control			

SPECIAL PARTS LIST FOR MODEL 15.0RDJC-4R SPEC 17382AA
 FOR STANDARD PARTS REFER TO CATALOG 974-0221 KEY NO. 1
 (PARTS CATALOG ALSO CONTAINS COMPONENTS FOR MAJOR OPTIONAL FEATURES LISTED BELOW)

WIRING DIAGRAM NO. (ENG) 612-4842-01(AC) 612-4816-07

PART NO.	QTY.	DESCRIPTION	PART NO.	QTY.	DESCRIPTION
Note: Radiator Cooled Overspeed Switch Housed Water Jacket Heater Low Engine Temperature Switch AC Meter Panel					
309-0179	1	Switch, High Water Temperature (Standard Part) Side Mounted On Water Outlet Housing			
309-0178	1	Switch, High Water Temperature Top Mounted On Water Outlet Housing			
309-0169	1	Switch, Low Oil Pressure (Standard Part) Mounted Down - Closes At 14 Lbs.			
309-0064	1	Switch, Low Oil Pressure (Mounted Horizontally) Closes At 9 Lbs.			
502-0058	1	Tee, Low Oil Pressure Switches Mounting			
103-0521	1	Backplate, Gearcase			
338-0768	1	Harness, Wiring - Voltage Regulator To Exciter Stator			
307-0848	1	Relay, Time Delay - Low Oil Pressure			
320-0259	1	Limiter, Cranking			
332-0611	2	Block, Terminal - 3 Place			
332-0612	1	Strip, Marker - 3 Place			
307-0819	3	Relay - Low Oil Pressure And High Water Temperature Pre-Alarm And Low Engine Temperature			
307-0778	3	Spring, Relay Holddown			
301-2393	1	Bracket, Relay Mounting (Low Oil Pressure And High Water Temperature)			
301-3252	1	Bracket, Relay Mounting (Low Engine Temperature And Generating Relay)			
307-1143	1	Relay, Generating			
323-0760	1	Socket, Generating Relay			
307-1157	1	Spring, Generating Relay Holddown			
301-2204	1	Panel, Upper Control			

SPECIAL PARTS LIST FOR **MODEL** 15.0RDJC-5DR **SPEC** 17382AB
 FOR STANDARD PARTS REFER TO **CATALOG** 974-0221 **KEY NO.** 1
 (PARTS CATALOG ALSO CONTAINS COMPONENTS FOR MAJOR OPTIONAL FEATURES LISTED BELOW)

WIRING DIAGRAM NO. (ENG)612-5505-01 (AC)612-5502-07

PART NO.	QTY.	DESCRIPTION	PART NO.	QTY.	DESCRIPTION
Note: Radiator Cooled Overspeed Switch Housed Low Engine Temperature Switch AC Meter Panel Water Jacket Heater					
309-0179	1	Switch, High Water Temperature (Standard Part) Side Mounted On Water Outlet Housing			
309-0178	1	Switch, High Water Temperature Top Mounted On Water Outlet Housing			
309-0169	1	Switch, Low Oil Pressure (Standard Part) Mounted Down - Closes At 14 Lbs.			
309-0064	1	Switch, Low Oil Pressure (Mounted Horizontally) Closes At 9 Lbs.			
502-0058	1	Tee, Low Oil Pressure Switches Mounting			
103-0521	1	Backplate, Gearcase			
338-0768	1	Harness, Wiring - Voltage Regulator To Exciter Stator			
307-0848	1	Relay, Time Delay - Low Oil Pressure			
320-0259	1	Limiter, Cranking			
332-0611	2	Block, Terminal - 3 Place			
332-0612	1	Strip, Marker - 3 Place			
307-0819	3	Relay - Low Oil Pressure And High Water Temperature Pre-Alarm And Low Engine Temperature			
307-0778	3	Spring, Relay Holddown			
301-2393	1	Bracket, Relay Mounting (Low Oil Pressure And High Water Temperature)			
301-3252	1	Bracket, Relay Mounting (Low Engine Temperature And Generating Relay)			
307-1143	1	Relay, Generating			
323-0760	1	Socket, Generating Relay			
307-1157	1	Spring, Generating Relay Holddown			
301-2204	1	Panel, Upper Control			

SPECIAL PARTS LIST FOR **MODEL** 15.0RDJC-18R **SPEC** 17421AA
 FOR STANDARD PARTS REFER TO **CATALOG** 974-0221 **KEY NO.** 1
 (PARTS CATALOG ALSO CONTAINS COMPONENTS FOR MAJOR OPTIONAL FEATURES LISTED BELOW)

WIRING DIAGRAM NO. (ENG)612-4880-01(AC)612-4814-04

PART NO.	QTY.	DESCRIPTION	PART NO.	QTY.	DESCRIPTION
Note: Radiator Cooled Overspeed Switch Low Engine Temperature Switch Housed					
103-0521	1	Backplate, Gearcase			
338-0768	1	Harness, Wiring - Voltage Regulator To Exciter Stator			
320-0259	1	Limiter, Cranking			
301-3252	1	Bracket, Relay Mounting (Low Engine Temperature And Generating Relay)			
307-1143	1	Relay, Generating			
323-0760	1	Socket, Generating Relay			
307-1157	1	Spring, Generating Relay Holddown			
301-2019	1	Panel, Upper Control			

SPECIAL PARTS LIST FOR **MODEL** 15.ORDJC-18R **SPEC** 17434AA
 FOR STANDARD PARTS REFER TO **CATALOG** 974-0221 **KEY NO.** 1
 (PARTS CATALOG ALSO CONTAINS COMPONENTS FOR MAJOR OPTIONAL FEATURES LISTED BELOW)

WIRING DIAGRAM NO. (ENG)612-4880-01 (AC)612-4814-02

PART NO.	QTY.	DESCRIPTION	PART NO.	QTY.	DESCRIPTION
Note: Radiator Cooled Overspeed Switch Water Jacket Heater Low Engine Temperature Switch					
103-0521	1	Backplate, Gearcase			
338-0768	1	Harness, Wiring - Voltage Regulator To Exciter Stator			
220-2044	1	Stator, Wound			
201-2159	1	Rotor Assembly, Wound			
520-0799	4	Stud, Generator Through			
520-0791	1	Stud, Rotor Through			
320-0259	1	Limiter, Cranking			
301-3252	1	Bracket, Relay Mounting (Low Engine Temperature And Generating Relay)			
307-1143	1	Relay, Generating			
323-0760	1	Socket, Generating Relay			
307-1157	1	Spring, Generating Relay Holddown			
301-2019	1	Panel, Upper Control			

SPECIAL PARTS LIST FOR MODEL 15.0RDJC-18R SPEC 17446AA
 FOR STANDARD PARTS REFER TO CATALOG 974-0221 KEY NO. 1
 (PARTS CATALOG ALSO CONTAINS COMPONENTS FOR MAJOR OPTIONAL FEATURES LISTED BELOW)

WIRING DIAGRAM NO. (ENG)612-2749-01(AC)612-4815-12

PART NO.	QTY.	DESCRIPTION	PART NO.	QTY.	DESCRIPTION
Note: Radiator Cooled Overspeed Switch Water Jacket Heater AC Meter Panel					
103-0521	1	Backplate, Gearcase			
405-1157	1	Flange, Air Duct Adapter			
338-0768	1	Harness, Wiring - Voltage Regulator To Exciter Stator			
220-2044	1	Stator, Wound			
201-2159	1	Rotor Assembly, Wound			
520-0799	4	Stud, Generator Through			
520-0791	1	Stud, Rotor Through			
320-0259	1	Limiter, Cranking			
332-0795	1	Block, Terminal - 16 Place			
332-0862	1	Strip, Marker - 16 Place			
301-2288	1	Panel, Upper Control			
The Following Parts Refer To The Voltage Regulator Filter:					
232-2589	1	Regulator Filter Package - Complete			
232-2462	1	Box, Mounting			
232-2463	1	Cover, Mounting Box			
312-0197	1	Capacitor			
312-0198	2	Bracket, Capacitor Mounting			
508-0071	1	Grommet, Rubber			
304-0120	2	Resistor, Fixed - 2 Ohms, 25 Watt			
304-0015	4	Washer, Resistor Centering			
304-0292	2	Insulator, Resistor			
813-0112	2	Screw, Machine - Round Head (10-32 X 2-1/2") Resistor Mounting			
338-1165	1	Harness, Wiring			
332-0942	2	Cable, Tie			
625-1310	-	Diagram, Wiring			
Note: Generator Leads Wired Per AC Wiring Diagram 612-4814					

SPECIAL PARTS LIST FOR **MODEL** 15.ORDJC-18R **SPEC** 17456AA
 FOR STANDARD PARTS REFER TO **CATALOG** 974-0221 **KEY NO.** 1
 (PARTS CATALOG ALSO CONTAINS COMPONENTS FOR MAJOR OPTIONAL FEATURES LISTED BELOW)

WIRING DIAGRAM NO. (ENG)612-2730-01 (AC)612-4882-05

PART NO.	QTY.	DESCRIPTION	PART NO.	QTY.	DESCRIPTION
Note: Radiator Cooled Housed Water Jacket Heater AC Meter Panel					
103-0521	1	Backplate, Gearcase			
220-2044	1	Stator, Wound			
201-2159	1	Rotor Assembly, Wound			
520-0799	4	Stud, Generator Through			
520-0791	1	Stud, Rotor Through			
301-3732	1	Panel, Upper Control			
322-0044	2	Light, Neon Signal (Red)			
308-0203	1	Switch, Output Phase (SPDT)			
338-0755	1	Harness, Wiring - Voltage Regulator To Exciter Stator			

SPECIAL PARTS LIST FOR **MODEL** 15.ORDJC-18R **SPEC** 17456AB
 FOR STANDARD PARTS REFER TO **CATALOG** 974-0221 **KEY NO.** 1
 (PARTS CATALOG ALSO CONTAINS COMPONENTS FOR MAJOR OPTIONAL FEATURES LISTED BELOW)

WIRING DIAGRAM NO. (ENG) 612-5488-01 (AC) 612-5700-05

PART NO.	QTY.	DESCRIPTION	PART NO.	QTY.	DESCRIPTION
Note: Radiator Cooled Housed Water Jacket Heater AC Meter Panel					
103-0521	1	Backplate, Gearcase			
220-2044	1	Stator, Wound			
201-2159	1	Rotor Assembly, Wound			
520-0799	4	Stud, Generator Through			
520-0791	1	Stud, Rotor Through			
320-0259	1	Limiter, Cranking			
301-3732	1	Panel, Upper Control			
322-0044	2	Light, Neon Signal (Red)			
308-0203	1	Switch, Output Phase (SPDT)			
338-0755	1	Harness, Wiring - Voltage Regulator To Exciter Stator			

SPECIAL PARTS LIST FOR MODEL 15.ORDJC-4R SPEC 17666AA
 FOR STANDARD PARTS REFER TO CATALOG 974-0221 KEY NO. 1
 (PARTS CATALOG ALSO CONTAINS COMPONENTS FOR MAJOR OPTIONAL FEATURES LISTED BELOW)

WIRING DIAGRAM NO. (ENG) 612-4842-01 (AC) 612-4816-12

PART NO.	QTY.	DESCRIPTION	PART NO.	QTY.	DESCRIPTION
Note: Radiator Cooled Overspeed Switch AC Meter Panel Low Engine Temperature Switch					
309-0179	1	Switch, High Water Temperature (Standard Part) Side Mounted On Water Outlet Housing			
309-0178	1	Switch, High Water Temperature Top Mounted On Water Outlet Housing			
309-0169	1	Switch, Low Oil Pressure (Standard Part) Mounted Down - Closes At 14 Lbs.			
309-0064	1	Switch, Low Oil Pressure (Mounted Horizontally) Closes At 9 Lbs.			
502-0058	1	Tee, Low Oil Pressure Switches Mounting			
103-0521	1	Backplate, Gearcase			
338-0768	1	Harness, Wiring - Voltage Regulator To Exciter Stator			
307-0848	1	Relay, Time Delay - Low Oil Pressure			
320-0259	1	Limiter, Cranking			
332-0611	2	Block, Terminal - 3 Place			
332-0612	1	Strip, Marker - 3 Place			
307-0819	3	Relay - Low Oil Pressure And High Water Temperature Pre-Alarm And Low Engine Temperature			
307-0778	3	Spring, Relay Holddown			
301-2393	1	Bracket, Relay Mounting (Low Oil Pressure And High Water Temperature)			
301-3252	1	Bracket, Relay Mounting (Low Engine Temperature And Generating Relay)			
307-1143	1	Relay, Generating			
323-0760	1	Socket, Generating Relay			
307-1157	1	Spring, Generating Relay Holddown			
301-2204	1	Panel, Upper Control			

SPECIAL PARTS LIST FOR **MODEL** 15.ORDJC-9XR **SPEC** 17666AB
FOR STANDARD PARTS REFER TO CATALOG 974-0221 **KEY NO.** 1
(PARTS CATALOG ALSO CONTAINS COMPONENTS FOR MAJOR OPTIONAL FEATURES LISTED BELOW)

WIRING DIAGRAM NO. (ENG) 612-5505-01 (AC) 612-5511-08

PART NO.	QTY.	DESCRIPTION	PART NO.	QTY.	DESCRIPTION
Note: Radiator Cooled Overspeed Switch Low Engine Temperature Switch AC Meter Panel					
309-0179	1	Switch, High Water Temperature (Standard Part) Side Mounted On Water Outlet Housing			
309-0178	1	Switch, High Water Temperature Top Mounted On Water Outlet Housing			
309-0169	1	Switch, Low Oil Pressure (Standard Part) Mounted Down - Closes At 14 Lbs.			
309-0064	1	Switch, Low Oil Pressure (Mounted Horizontally) Closes At 9 Lbs.			
502-0058	1	Tee, Low Oil Pressure Switches Mounting			
103-0521	1	Backplate, Gearcase			
338-0768	1	Harness, Wiring - Voltage Regulator To Exciter Stator			
307-0848	1	Relay, Time Delay - Low Oil Pressure			
320-0259	1	Limiter, Cranking			
332-0611	2	Block, Terminal - 3 Place			
332-0612	1	Strip, Marker - 3 Place			
307-0819	3	Relay - Low Oil Pressure And High Water Temperature Pre-Alarm And Low Engine Temperature			
307-0778	3	Spring, Relay Holddown			
301-2393	1	Bracket, Relay Mounting (Low Oil Pressure And High Water Temperature)			
301-3252	1	Bracket, Relay Mounting (Low Engine Temperature And Generating Relay)			
307-1143	1	Relay, Generating			
323-0760	1	Socket, Generating Relay			
307-1157	1	Spring, Generating Relay Holddown			
301-3736	1	Panel, Upper Control			

SPECIAL PARTS LIST FOR **MODEL** 15.0RDJC-4XR **SPEC** 17686AA
 FOR STANDARD PARTS REFER TO **CATALOG** 974-0221 **KEY NO.** 1
 (PARTS CATALOG ALSO CONTAINS COMPONENTS FOR MAJOR OPTIONAL FEATURES LISTED BELOW)

WIRING DIAGRAM NO. (ENG)612-2730-01(AC)612-4817-05

PART NO.	QTY.	DESCRIPTION	PART NO.	QTY.	DESCRIPTION
Note: Radiator Cooled Housed AC Meter Panel					
103-0521	1	Backplate, Gearcase			
220-2044	1	Stator, Wound			
201-2159	1	Rotor Assembly, Wound			
520-0799	4	Stud, Generator Through			
520-0791	1	Stud, Rotor Through			
301-2308	1	Panel, Upper Control			

SPECIAL PARTS LIST FOR MODEL 15.ORDJC-18R SPEC 17686AA
 FOR STANDARD PARTS REFER TO CATALOG 974-0221 KEY NO. 1
 (PARTS CATALOG ALSO CONTAINS COMPONENTS FOR MAJOR OPTIONAL FEATURES LISTED BELOW)

WIRING DIAGRAM NO. (ENG) 612-2730-01 (AC) 612-4815-07

PART NO.	QTY.	DESCRIPTION	PART NO.	QTY.	DESCRIPTION
Note: Radiator Cooled Housed AC Meter Panel					
103-0521	1	Backplate, Gearcase			
220-2044	1	Stator, Wound			
201-2159	1	Rotor Assembly, Wound			
520-0799	4	Stud, Generator Through			
520-0791	1	Stud, Rotor Through			
301-2288	1	Panel, Upper Control			
Note: Generator Leads Wired Per AC Wiring Diagram 612-4814					

SPECIAL PARTS LIST FOR **MODEL** 15.ORDJC-5DR **SPEC** 17755AA
 FOR STANDARD PARTS REFER TO **CATALOG** 974-0221 **KEY NO.** 1
 (PARTS CATALOG ALSO CONTAINS COMPONENTS FOR MAJOR OPTIONAL FEATURES LISTED BELOW)
WIRING DIAGRAM NO. (ENG)612-2749-01(AC)612-4818-07

PART NO.	QTY.	DESCRIPTION	PART NO.	QTY.	DESCRIPTION
Note: Radiator Cooled Overspeed Switch Housed AC Meter Panel Fuel Tank					
103-0521	1	Backplate, Gearcase			
405-1889	1	Shield, Rain			
338-0768	1	Harness, Wiring - Voltage Regulator To Exciter Stator			
320-0259	1	Limiter, Cranking			
332-0795	1	Block, Terminal - 16 Place			
332-0862	1	Strip, Marker - 16 Place			
301-2204	1	Panel, Upper Control			

SPECIAL PARTS LIST FOR **MODEL** 15.0RDJC-18R **SPEC** 17819AA
 FOR STANDARD PARTS REFER TO **CATALOG** 974-0221 **KEY NO.** 1
 (PARTS CATALOG ALSO CONTAINS COMPONENTS FOR MAJOR OPTIONAL FEATURES LISTED BELOW)

WIRING DIAGRAM NO. (ENG)612-3136-01 (AC)612-4814-02

PART NO.	QTY.	DESCRIPTION	PART NO.	QTY.	DESCRIPTION
Note: Radiator Cooled Overspeed Switch					
103-0521	1	Backplate, Gearcase			
338-0768	1	Harness, Wiring - Voltage Regulator To Exciter Stator			
320-0259	1	Limiter, Cranking			
307-0696	1	Relay, Delay - 10 Seconds			
307-0734	1	Relay, Delay - 5 Seconds			
332-0795	1	Block, Terminal - 16 Place			
332-0862	1	Strip, Marker - 16 Place			
301-2019	1	Panel, Upper Control			

SPECIAL PARTS LIST FOR MODEL 15.0RDJC-4R SPEC 17873AA
 FOR STANDARD PARTS REFER TO CATALOG 974-0221 KEY NO. 1
 (PARTS CATALOG ALSO CONTAINS COMPONENTS FOR MAJOR OPTIONAL FEATURES LISTED BELOW)
 WIRING DIAGRAM NO. (ENG)612-4445-01(AC)612-4816-07

PART NO.	QTY.	DESCRIPTION	PART NO.	QTY.	DESCRIPTION
Note: Radiator Cooled Overspeed Switch AC Meter Panel Housed					
309-0179	1	Switch, High Water Temperature (Standard Part) Side Mounted On Water Outlet Housing			
309-0178	1	Switch, High Water Temperature Top Mounted On Water Outlet Housing			
309-0169	1	Switch, Low Oil Pressure (Standard Part) Mounted Down - Closes At 14 Lbs.			
309-0064	1	Switch, Low Oil Pressure (Mounted Horizontally) Closes At 9 Lbs.)			
502-0058	1	Tee, Low Oil Pressure Switches Mounting			
103-0521	1	Backplate, Gearcase			
338-0768	1	Harness, Wiring - Voltage Regulator To Exciter Stator			
405-1889	1	Shield, Rain			
307-0848	1	Relay, Time Delay - Low Oil Pressure			
320-0259	1	Limiter, Cranking			
307-0819	2	Relay - Low Oil Pressure And High Water Temperature Pre-Alarm			
301-2393	1	Bracket, Relay Mounting (Low Oil Pressure And High Water Temperature)			
301-2204	1	Panel, Upper Control			

SPECIAL PARTS LIST FOR **MODEL** 15.ORDJC-4R **SPEC** 17894AA
 FOR STANDARD PARTS REFER TO **CATALOG** 974-0221 **KEY NO.** 1
 (PARTS CATALOG ALSO CONTAINS COMPONENTS FOR MAJOR OPTIONAL FEATURES LISTED BELOW)

WIRING DIAGRAM NO. (ENG) 612-3592-01 (AC) 612-4816-07

PART NO.	QTY.	DESCRIPTION	PART NO.	QTY.	DESCRIPTION
Note: Radiator Cooled Overspeed Switch Housed Water Jacket Heater AC Meter Panel Fuel Tank					
103-0521	1	Backplate, Gearcase			
405-1889	1	Shield, Rain			
338-0768	1	Harness, Wiring - Voltage Regulator To Exciter Stator			
301-2204	1	Panel, Upper Control			
The Following Parts Refer To The Glow Plug Control:					
307-1274	1	Relay			
315-0433	1	Transformer			
332-0406	1	Block, Terminal - 3 Place - 2-1/4" Mounting Hole To Mounting Hole			
332-0426	1	Strip, Marker - 3 Place - Use With 332-0406 Block			
332-0236	1	Block, Terminal - 3 Place - 2-3/4" Mounting Hole To Mounting Hole			
332-0238	1	Strip, Marker - 3 Place - Use With 332-0236 Block			
301-3671	1	Box, Control			
301-3673	1	Cover, Control Box			
Parts Not Furnished By Onan Time Delay Pre Heat Relay					

SPECIAL PARTS LIST FOR **MODEL** 15.ORDJC-5DR **SPEC** 17942AA
 FOR STANDARD PARTS REFER TO **CATALOG** 974-0221 **KEY NO.** 1
 (PARTS CATALOG ALSO CONTAINS COMPONENTS FOR MAJOR OPTIONAL FEATURES LISTED BELOW)
WIRING DIAGRAM NO. (ENG) 612-2749-01 (AC) 612-4818-17

PART NO.	QTY.	DESCRIPTION	PART NO.	QTY.	DESCRIPTION
Note: Radiator Cooled Overspeed Switch Housed Water Jacket Heater AC Meter Panel					
103-0521	1	Backplate, Gearcase			
405-1889	1	Shield, Rain			
338-0768	1	Harness, Wiring - Voltage Regulator To Exciter Stator			
220-2044	1	Stator, Wound			
201-2159	1	Rotor Assembly, Wound			
520-0799	4	Stud, Generator Through			
520-0791	1	Stud, Rotor Through			
320-0259	1	Limiter, Cranking			
332-0795	1	Block, Terminal - 16 Place			
332-0862	1	Strip, Marker - 16 Place			
301-2204	1	Panel, Upper Control			

SPECIAL PARTS LIST FOR MODEL 15.0RDJC-5DR SPEC 17942AB
 FOR STANDARD PARTS REFER TO CATALOG 974-0221 KEY NO. 1
 (PARTS CATALOG ALSO CONTAINS COMPONENTS FOR MAJOR OPTIONAL FEATURES LISTED BELOW)

WIRING DIAGRAM NO. (ENG)612-5506-01(AC)612-5502-17

PART NO.	QTY.	DESCRIPTION	PART NO.	QTY.	DESCRIPTION
Note: Radiator Cooled					
Overspeed Switch					
Water Jacket Heater					
AC Meter Panel					
Housed					
103-0521	1	Backplate, Gearcase			
405-1889	1	Shield, Rain			
220-2044	1	Stator, Wound			
201-2159	1	Rotor Assembly, Wound			
520-0799	4	Stud, Generator Through			
520-0791	1	Stud, Rotor Through			
338-0768	1	Harness, Wiring - Voltage			
		Regulator To Exciter Stator			
320-0259	1	Limiter, Cranking			
301-2204	1	Panel, Upper Control			

SPECIAL PARTS LIST FOR MODEL 15.ORDJC-4R SPEC 17974AA
 FOR STANDARD PARTS REFER TO CATALOG 974-0221 KEY NO. 1
 (PARTS CATALOG ALSO CONTAINS COMPONENTS FOR MAJOR OPTIONAL FEATURES LISTED BELOW)
 WIRING DIAGRAM NO. (ENG) 612-2749-01 (AC) 612-4816-02

PART NO.	QTY.	DESCRIPTION	PART NO.	QTY.	DESCRIPTION
Note: Radiator Cooled Overspeed Switch Water Jacket Heater AC Meter Panel					
103-0521	1	Backplate, Gearcase			
338-0768	1	Harness, Wiring - Voltage Regulator To Exciter Stator			
405-1157	1	Flange, Air Duct Adapter			
220-2044	1	Stator, Wound			
201-2159	1	Rotor Assembly, Wound			
520-0799	4	Stud, Generator Through			
520-0791	1	Stud, Rotor Through			
320-0259	1	Limiter, Cranking			
332-0795	1	Block, Terminal - 16 Place			
332-0862	1	Strip, Marker - 16 Place			
301-2204	1	Panel, Upper Control			

SPECIAL PARTS LIST FOR **MODEL** 15.0RDJC-18R **SPEC** 17988AA
 FOR STANDARD PARTS REFER TO **CATALOG** 974-0221 **KEY NO.** 1
 (PARTS CATALOG ALSO CONTAINS COMPONENTS FOR MAJOR OPTIONAL FEATURES LISTED BELOW)

WIRING DIAGRAM NO. (ENG)612-4842-01 (AC)612-4814-04

PART NO.	QTY.	DESCRIPTION	PART NO.	QTY.	DESCRIPTION
Note: Radiator Cooled Overspeed Switch Housed Water Jacket Heater Low Engine Temperature Switch					
309-0179	1	Switch, High Water Temperature (Standard Part) Side Mounted On Water Outlet Housing			
309-0178	1	Switch, High Water Temperature Top Mounted On Water Outlet Housing			
309-0169	1	Switch, Low Oil Pressure (Standard Part) Mounted Down - Closes At 14 Lbs.			
309-0064	1	Switch, Low Oil Pressure (Mounted Horizontally) Closes At 9 Lbs.			
502-0058	1	Tee, Low Oil Pressure Switches Mounting			
103-0521	1	Backplate, Gearcase			
338-0768	1	Harness, Wiring - Voltage Regulator To Exciter Stator			
307-0848	1	Relay, Time Delay - Low Oil Pressure			
320-0259	1	Limiter, Cranking			
332-0611	2	Block, Terminal - 3 Place			
332-0612	1	Strip, Marker - 3 Place			
307-0819	3	Relay - Low Oil Pressure And High Water Temperature Pre-Alarm And Low Engine Temperature			
307-0778	3	Spring, Relay Holddown			
301-2393	1	Bracket, Relay Mounting - Low Oil Pressure And High Water Temperature			
301-3252	1	Bracket, Relay Mounting - Low Engine Temperature And Generating Relay			
307-1143	1	Relay, Generating			
323-0760	1	Socket, Generating Relay			
307-1157	1	Spring, Generating Relay Holddown			
301-2019	1	Panel, Upper Control			

SPECIAL PARTS LIST FOR **MODEL** 15.ORDJC-4XR **SPEC** 18177AA
FOR STANDARD PARTS REFER TO CATALOG 974-0221 **KEY NO.** 1
(PARTS CATALOG ALSO CONTAINS COMPONENTS FOR MAJOR OPTIONAL FEATURES LISTED BELOW)

WIRING DIAGRAM NO. (ENG)612-4842-01(AC)612-4817-11

PART NO.	QTY.	DESCRIPTION	PART NO.	QTY.	DESCRIPTION
Note: Radiator Cooled Overspeed Switch Fuel Tank Housed AC Meter Panel Low Engine Temperature Switch					
309-0179	1	Switch, High Water Temperature (Standard Part) Side Mounted On Water Outlet Housing			
309-0178	1	Switch, High Water Temperature Top Mounted On Water Outlet Housing			
309-0169	1	Switch, Low Oil Pressure (Standard Part) Mounted Down - Closes At 14 Lbs.			
309-0064	1	Switch, Low Oil Pressure (Mounted Horizontally) Closes At 9 Lbs.			
502-0058	1	Tee, Low Oil Pressure Switches Mounting			
103-0521	1	Backplate, Gearcase			
338-0768	1	Harness, Wiring - Voltage Regulator To Exciter Stator			
405-1157	1	Flange, Air Duct Adapter			
405-1889	1	Shield, Rain			
307-0848	1	Relay, Time Delay - Low Oil Pressure			
320-0259	1	Limiter, Cranking			
332-0611	2	Block, Terminal - 3 Place			
332-0612	1	Strip, Marker - 3 Place			
307-0819	3	Relay - Low Oil Pressure And High Water Temperature Pre-Alarm And Low Engine Temperature			
307-0778	3	Spring, Relay Holddown			
301-2393	1	Bracket, Relay Mounting (Low Oil Pressure And High Water Temperature)			
301-3252	1	Bracket, Relay Mounting (Low Engine Temperature And Generating Relay)			
307-1143	1	Relay, Generating			
323-0760	1	Socket, Generating Relay			
307-1157	1	Spring, Generating Relay Holddown			
301-2308	1	Panel, Upper Control			

SPECIAL PARTS LIST FOR MODEL 15.0RDJC-4R SPEC 18244AA
 FOR STANDARD PARTS REFER TO CATALOG 974-0221 KEY NO. 1
 (PARTS CATALOG ALSO CONTAINS COMPONENTS FOR MAJOR OPTIONAL FEATURES LISTED BELOW)
 WIRING DIAGRAM NO. (ENG) 612-4955-01(AC) 612-4816-17

PART NO.	QTY.	DESCRIPTION	PART NO.	QTY.	DESCRIPTION
Note: Radiator Cooled Overspeed Switch Housed Water Jacket Heater Low Engine Temperature Switch AC Meter Panel			301-3252	1	Bracket, Relay Mounting (Low Engine Temperature And Generating Relay)
309-0179	1	Switch, High Water Temperature (Standard Part) Side Mounted On Water Outlet Housing	307-1143	1	Relay, Generating
309-0178	1	Switch, High Water Temperature Top Mounted On Water Outlet Housing	323-0760	1	Socket, Generating Relay
309-0169	1	Switch, Low Oil Pressure (Standard Part) Mounted Down - Closes At 14 Lbs.	307-1157	1	Spring, Generating Relay Holddown
309-0064	1	Switch, Low Oil Pressure (Mounted Horizontally) Closes At 9 Lbs.	301-2204	1	Panel, Upper Control
502-0058	1	Tee, Low Oil Pressure Switches Mounting			
103-0521	1	Backplate, Gearcase			
405-1889	1	Shield, Rain			
338-0768	1	Harness, Wiring - Voltage Regulator To Exciter Stator			
307-0696	1	Relay, Cycle Cranker (10 Seconds)			
307-0734	1	Relay, Cycle Cranker (5 Seconds)			
307-0597	2	Relay - Pilot (1) Fuel (1)			
307-0848	1	Relay, Time Delay - Low Oil Pressure			
353-0015	1	Resistor, Fixed - 3.5 Ohm, 10 Watt (Cranking Limiter)			
320-0259	1	Limiter, Cranking			
332-0611	3	Block, Terminal - 3 Place			
332-0612	2	Strip, Marker - 3 Place			
307-0819	3	Relay - Low Oil Pressure And High Water Temperature Pre-Alarm And Low Engine Temperature			
307-0778	3	Spring, Relay Holddown			
301-2393	2	Bracket, Relay Mounting (Low Oil Pressure And High Water Temperature Pre-Alarm (1)) (5 & 10 Second Crankers (1))			

SPECIAL PARTS LIST FOR MODEL 15.0RDJC-4R SPEC 18244AB
 FOR STANDARD PARTS REFER TO CATALOG 974-0221 KEY NO. 1
 (PARTS CATALOG ALSO CONTAINS COMPONENTS FOR MAJOR OPTIONAL FEATURES LISTED BELOW)
 WIRING DIAGRAM NO. (ENG)612-5552-01(AC)612-5500-17

PART NO.	QTY.	DESCRIPTION	PART NO.	QTY.	DESCRIPTION
Note: Radiator Cooled Overspeed Switch Housed Water Jacket Heater Low Engine Temperature Switch AC Meter Panel			301-3252	1	Bracket, Relay Mounting (Low Engine Temperature And Generating Relay)
309-0179	1	Switch, High Water Temperature (Standard Part) Side Mounted On Water Outlet Housing	307-1143	1	Relay, Generating
309-0178	1	Switch, High Water Temperature- Top Mounted On Water Outlet Housing	323-0760	1	Socket, Generating Relay
309-0169	1	Switch, Low Oil Pressure (Standard Part) Mounted Down - Closes At 14 Lbs.	307-1157	1	Spring, Generating Relay Holddown
309-0064	1	Switch, Low Oil Pressure (Mounted Horizontally) Closes At 9 Lbs.	301-2204	1	Panel, Upper Control
502-0058	1	Tee, Low Oil Pressure Switches Mounting			
103-0521	1	Backplate, Gearcase			
405-1889	1	Shield, Rain			
338-0768	1	Harness, Wiring - Voltage Regulator To Exciter Stator			
307-0696	1	Relay, Cycle Cranker (10 Seconds)			
307-0734	1	Relay, Cycle Cranker (5 Seconds)			
307-0597	2	Relay - Pilot (1) Fuel (1)			
307-0848	1	Relay, Time Delay - Low Oil Pressure			
320-0259	1	Limiter, Cranking			
332-0611	3	Block, Terminal - 3 Place			
332-0612	2	Strip, Marker - 3 Place			
307-0819	3	Relay - Low Oil Pressure And High Water Temperature Pre-Alarm And Low Engine Temperature			
307-0778	3	Spring, Relay Holddown			
301-2393	2	Bracket, Relay Mounting (Low Oil Pressure And High Water Temperature Pre-Alarm (1)) (5 & 10 Second Crankers (1))			



Power
Generation

Jan. 1, 1980

Revised

Redistribution or publication of this document
by any means, is strictly prohibited. 1

SPECIAL PARTS LIST FOR **MODEL** 15.0RDJC-18R **SPEC** 18302AA
 FOR STANDARD PARTS REFER TO **CATALOG** 974-0221 **KEY NO.** 1
 (PARTS CATALOG ALSO CONTAINS COMPONENTS FOR MAJOR OPTIONAL FEATURES LISTED BELOW)

WIRING DIAGRAM NO. (ENG)612-2730-01(AC)612-4814-04

PART NO.	QTY.	DESCRIPTION	PART NO.	QTY.	DESCRIPTION
Note: Radiator Cooled Housed Water Jacket Heater					
103-0521	1	Backplate, Gearcase			
220-2044	1	Stator, Wound			
201-2159	1	Rotor Assembly, Wound			
520-0799	4	Stud, Generator Through			
520-0791	1	Stud, Rotor Through			
301-2019	1	Panel, Upper Control			

SPECIAL PARTS LIST FOR **MODEL** 15.0RDJC-18R **SPEC** 18302AB
 FOR STANDARD PARTS REFER TO **CATALOG** 974-0221 **KEY NO.** 1
 (PARTS CATALOG ALSO CONTAINS COMPONENTS FOR MAJOR OPTIONAL FEATURES LISTED BELOW)

WIRING DIAGRAM NO. (ENG)612-5488-01 (AC)612-5485-04

PART NO.	QTY.	DESCRIPTION	PART NO.	QTY.	DESCRIPTION
Note: Radiator Cooled Housed Water Jacket Heater.					
103-0521	1	Backplate, Gearcase			
220-2044	1	Stator, Wound			
201-2159	1	Rotor Assembly, Wound			
520-0799	4	Stud, Generator Through			
520-0791	1	Stud, Rotor Through			
320-0259	1	Limiter, Cranking			
301-2019	1	Panel, Upper Control			

The following catalog
has gaps in its page
numbers, or doesn't
have any numbers.
We have chosen to
leave the page
numbering in the
order that Acrobat
assigns it.

WIRING DIAGRAM NO. (ENG)612-2730-01(AC)612-4814-02

Note: Radiator Cooled
Water Jacket Heater

103-0521	1	Backplate, Gearcase
405-1157	1	Flange, Air Duct Adapter
301-2019	1	Panel, Upper Control

SPECIAL PARTS LIST FOR MODEL 15.0RDJC-18R SPEC 1567AB
FOR STANDARD PARTS REFER TO CATALOG 974-0221 KEY NO. 1
(PARTS CATALOG ALSO CONTAINS COMPONENTS FOR MAJOR OPTIONAL FEATURES LISTED BELOW)

WIRING DIAGRAM NO. (ENG) 612-5488-01 (AC) 612-5485-02

PART NO.	QTY.	DESCRIPTION	PART NO.	QTY.	DESCRIPTION
Note: Radiator Cooled Water Jacket Heater					
405-1157	1	Flange, Air Duct Adapter			
103-0521	1	Backplate, Gearcase			
320-0259	1	Limiter, Cranking			
301-2019	1	Panel, Upper Control			

FOR STANDARD PARTS REFER TO **CATALOG** 974-0221 **KEY NO.** 1
(PARTS CATALOG ALSO CONTAINS COMPONENTS FOR MAJOR OPTIONAL FEATURES LISTED BELOW)

WIRING DIAGRAM NO. (ENG)612-4873-01(AC)612-4816-02

PART NO.	QTY.	DESCRIPTION	PART NO.	QTY.	DESCRIPTION
Note: Pennsylvania Approved					
Note: Radiator Cooled					
AC Meter Panel					
505-0110	2	Plug, Square Head (3/8")			
		Water Outlet Housing			
103-0521	1	Backplate, Gearcase			
405-1157	1	Flange, Air Duct Adapter			
301-2204	1	Panel, Upper Control			

SPECIAL PARTS LIST FOR **MODEL** 15.0RDJC-4XR **SPEC** 1675AA
 FOR STANDARD PARTS REFER TO **CATALOG** 974-0221 **KEY NO.** 1
 (PARTS CATALOG ALSO CONTAINS COMPONENTS FOR MAJOR OPTIONAL FEATURES LISTED BELOW)

WIRING DIAGRAM NO. (ENG)612-2730-01(AC)612-4817-02

PART NO.	QTY.	DESCRIPTION	PART NO.	QTY.	DESCRIPTION
Note: Radiator Cooled AC Meter Panel 103-0521 1 Backplate, Gearcase 405-1157 1 Flange, Air Duct Adapter 301-2308 1 Panel, Upper Control					

SPECIAL PARTS LIST FOR **MODEL** 15.0RDJC-4XR50 **SPEC** 1675AA
 FOR STANDARD PARTS REFER TO **CATALOG** 974-0221 **KEY NO.** 1
 (PARTS CATALOG ALSO CONTAINS COMPONENTS FOR MAJOR OPTIONAL FEATURES LISTED BELOW)

WIRING DIAGRAM NO. (ENG)612-4873-01(AC)612-4817-02

PART NO.	QTY.	DESCRIPTION	PART NO.	QTY.	DESCRIPTION
Note: Pennsylvania Approved Note: Radiator Cooled AC Meter Panel 103-0521 1 Backplate, Gearcase 405-1157 1 Flange, Air Duct Adapter. 301-2308 1 Panel, Upper Control					

PART NO.	QTY.	DESCRIPTION	PART NO.	QTY.	DESCRIPTION
Note: Radiator Cooled AC Meter Panel					
103-0521	1	Backplate, Gearcase			
405-1157	1	Flange, Air Duct Adapter			
301-2204	1	Panel, Upper Control			

WIRING DIAGRAM NO. (ENG) 612-5488-01 (AC) 612-5501-02

Note: Radiator Cooled
AC Meter Panel

103-0521	1	Backplate, Gearcase
405-1157	1	Flange, Air Duct Adapter
320-0259	1	Limiter, Cranking
301-2308	1	Panel, Upper Control

SPECIAL PARTS LIST FOR MODEL 15.ORDJC-18R SPEC 1938AA
 FOR STANDARD PARTS REFER TO CATALOG 974-0221 KEY NO. 2
 (PARTS CATALOG ALSO CONTAINS COMPONENTS FOR MAJOR OPTIONAL FEATURES LISTED BELOW)

WIRING DIAGRAM NO. (ENG)612-2730-01(AC)612-4814-02

PART NO.	QTY.	DESCRIPTION	PART NO.	QTY.	DESCRIPTION
Note: City Water Cooled Heat Exchanger Water Jacket Heater					
104-0548	1	Flywheel Assembly			
104-0957	1	Hub And Pulley, Flywheel			
104-0510	1	Guard, Flywheel			
306-0195	1	Plate, Starter Relay Mtg.			
336-0989	1	Lead, Relay To Starter - 7"			
502-0258	2	Nipple, Half - Brass - 3/8 X 2" Water Pump Inlet			
502-0085	2	Nipple, Close - Brass - 3/8" Water Pump Inlet			
502-0263	2	Elbow, Brass - 3/8" 90° Water Pump Inlet			
301-2019	1	Panel, Upper Control			
The Following Parts Refer To The Cylinder Block Water Inlet And Water Jacket Heater Pipe Fittings:					
505-0101	5	Nipple, Close - 3/8"			
505-0135	4	Nipple, Half - 3/8 X 1-1/8"			
505-0376	1	Elbow - 3/8" 45°			
503-0183	2	Clamp, Hose			
503-0478	1	Hose, Water - 3/4 X 9"			
505-0039	1	Elbow - 3/8" 90°			
505-0060	1	Tee - 3/8"			
505-0475	1	Cross - 3/8"			

SPECIAL PARTS LIST FOR **MODEL** 15.0RDJC-18R **SPEC** 1938AB
 FOR STANDARD PARTS REFER TO **CATALOG** 974-0221 **KEY NO.** 2
 (PARTS CATALOG ALSO CONTAINS COMPONENTS FOR MAJOR OPTIONAL FEATURES LISTED BELOW)

WIRING DIAGRAM NO. (ENG)612-5488-01(AC)612-5485-02

PART NO.	QTY.	DESCRIPTION	PART NO.	QTY.	DESCRIPTION
Note: City Water Cooled Heat Exchanger Water Jacket Heater AC Meter Panel					
104-0548	1	Flywheel Assembly			
104-0957	1	Hub And Pulley, Flywheel			
104-0510	1	Guard, Flywheel			
306-0195	1	Plate, Starter Relay Mtg.			
336-0989	1	Lead, Relay To Starter - 7"			
502-0258	2	Nipple, Half - Brass - 3/8 X 2" Water Pump Inlet			
502-0085	2	Nipple, Close - Brass - 3/8" Water Pump Inlet			
502-0263	2	Elbow, Brass - 3/8" 90° Water Pump Inlet			
320-0259	1	Limiter, Cranking			
301-2019	1	Panel, Upper Control			
320-0259	1	Limiter, Cranking			
The Following Parts Refer To The Cylinder Block Water Inlet And Water Jacket Heater Pipe Fittings:					
505-0101	5	Nipple, Close - 3/8"			
505-0135	4	Nipple, Half - 3/8 X 1-1/8"			
505-0376	1	Elbow - 3/8" 45°			
503-0183	2	Clamp, Hose			
503-0478	1	Hose, Water - 3/4 X 9"			
505-0039	1	Elbow - 3/8" 90°			
505-0060	1	Tee - 3/8"			
505-0475	1	Cross - 3/8"			

SPECIAL PARTS LIST FOR **MODEL** 15.0RDJC-5DR **SPEC** 2072T
FOR STANDARD PARTS REFER TO **CATALOG** 974-0221 **KEY NO.** 1
(PARTS CATALOG ALSO CONTAINS COMPONENTS FOR MAJOR OPTIONAL FEATURES LISTED BELOW)

WIRING DIAGRAM NO. (ENG) 612-2730-01 (AC) 612-1593-04

PART NO.	QTY.	DESCRIPTION	PART NO.	QTY.	DESCRIPTION
Note: Radiator Cooled Water Jacket Heater AC Meter Panel					
405-1157	1	Flange, Air Duct Adapter			
220-0766	1	Stator, Wound			
301-2138	1	Panel, Upper Control			

SPECIAL PARTS LIST FOR **MODEL** 15.0RDJC-4XR **SPEC** 2072AA
 FOR STANDARD PARTS REFER TO **CATALOG** 974-0221 **KEY NO.** 1
 (PARTS CATALOG ALSO CONTAINS COMPONENTS FOR MAJOR OPTIONAL FEATURES LISTED BELOW)
WIRING DIAGRAM NO. (ENG)612-2730-01(AC)612-4817-02

PART NO.	QTY.	DESCRIPTION	PART NO.	QTY.	DESCRIPTION
Note: Radiator Cooled Water Jacket Heater AC Meter Panel					
103-0521	1	Backplate, Gearcase			
405-1157	1	Flange, Air Duct Adapter			
301-2308	1	Panel, Upper Control			

SPECIAL PARTS LIST FOR **MODEL** 15.0RDJC-9XR **SPEC** 2072AA
 FOR STANDARD PARTS REFER TO **CATALOG** 974-0221 **KEY NO.** 1
 (PARTS CATALOG ALSO CONTAINS COMPONENTS FOR MAJOR OPTIONAL FEATURES LISTED BELOW)
WIRING DIAGRAM NO. (ENG)612-2730-01 (AC)612-4892-02

PART NO.	QTY.	DESCRIPTION	PART NO.	QTY.	DESCRIPTION
Note: Radiator Cooled Water Jacket Heater AC Meter Panel 103-0521 1 Backplate, Gearcase 405-1157 1 Flange, Air Duct Adapter 301-3736 1 Panel, Upper Control					

SPECIAL PARTS LIST FOR **MODEL** 15.0RDJC-4XR **SPEC** 2072AB
 FOR STANDARD PARTS REFER TO **CATALOG** 974-0221 **KEY NO.** 1
 (PARTS CATALOG ALSO CONTAINS COMPONENTS FOR MAJOR OPTIONAL FEATURES LISTED BELOW)
WIRING DIAGRAM NO. (ENG) 612-5488-01 (AC) 612-5501-02

PART NO.	QTY.	DESCRIPTION	PART NO.	QTY.	DESCRIPTION
Note: Radiator Cooled Water Jacket Heater AC Meter Panel 103-0521 1 Backplate, Gearcase 405-1157 1 Flange, Air Duct Adapter 320-0259 1 Limiter, Cranking 301-2308 1 Panel, Upper Control					

SPECIAL PARTS LIST FOR **MODEL** 15.0RDJC-5DR **SPEC** 2072AB
FOR STANDARD PARTS REFER TO **CATALOG** 974-0221 **KEY NO.** 1
(PARTS CATALOG ALSO CONTAINS COMPONENTS FOR MAJOR OPTIONAL FEATURES LISTED BELOW)

WIRING DIAGRAM NO. (ENG)612-5488-01(AC)612-5502-02

PART NO.	QTY.	DESCRIPTION	PART NO.	QTY.	DESCRIPTION
Note: Radiator Cooled Water Jacket Heater AC Meter Panel					
103-0521	1	Backplate, Gearcase			
405-1157	1	Flange, Air Duct Adapter			
320-0259	1	Limiter, Cranking			
301-2204	1	Panel, Upper Control			

FOR STANDARD PARTS REFER TO CATALOG 974-0221 KEY NO. 1
(PARTS CATALOG ALSO CONTAINS COMPONENTS FOR MAJOR OPTIONAL FEATURES LISTED BELOW)

WIRING DIAGRAM NO. (ENG)612-5625-01 (AC)612-5485-02

PART NO.	QTY.	DESCRIPTION	PART NO.	QTY.	DESCRIPTION
Note: Radiator Cooled Water Jacket Heater					
103-0521	1	Backplate, Gearcase			
405-1157	1	Flange, Air Duct Adapter			
320-0259	1	Limiter, Cranking			
301-2019	1	Panel, Upper Control			

SPECIAL PARTS LIST FOR **MODEL** 15.ORDJC-4R **SPEC** 2839AA
 FOR STANDARD PARTS REFER TO **CATALOG** 974-0221 **KEY NO.** 2
 (PARTS CATALOG ALSO CONTAINS COMPONENTS FOR MAJOR OPTIONAL FEATURES LISTED BELOW)

WIRING DIAGRAM NO. (ENG) 612-2730-01 (AC) 612-4816-02

PART NO.	QTY.	DESCRIPTION	PART NO.	QTY.	DESCRIPTION
Note: City Water Cooled Heat Exchanger AC Meter Panel					
104-0548	1	Flywheel Assembly			
104-0957	1	Hub And Pulley, Flywheel			
104-0510	1	Guard, Flywheel			
306-0195	1	Plate, Starter Relay Mtg.			
336-0989	1	Lead, Relay To Starter - 7"			
505-0135	3	Nipple, Half - 3/8 X 1-1/2" - Water Inlet - Pump To Block			
502-0258	2	Nipple, Half - Brass - 3/8 X 2" Water Pump Inlet			
502-0085	2	Nipple, Close - Brass - 3/8" Water Pump Inlet			
502-0263	2	Elbow, Brass - 3/8"-90° Water Pump Inlet			
301-2204	1	Panel, Upper Control			

SPECIAL PARTS LIST FOR **MODEL** 15.0RDJC-4XR **SPEC** 2839AA
 FOR STANDARD PARTS REFER TO **CATALOG** 974-0221 **KEY NO.** 2
 (PARTS CATALOG ALSO CONTAINS COMPONENTS FOR MAJOR OPTIONAL FEATURES LISTED BELOW)

WIRING DIAGRAM NO. (ENG) 612-2730-01 (AC) 612-4817-02

PART NO.	QTY.	DESCRIPTION	PART NO.	QTY.	DESCRIPTION
Note: City Water Cooled Heat Exchanger AC Meter Panel					
104-0548	1	Flywheel Assembly			
104-0957	1	Hub And Pulley, Flywheel			
104-0510	1	Guard, Flywheel			
306-0195	1	Plate, Starter Relay Mtg.			
336-0989	1	Lead, Relay To Starter - 7"			
505-0135	3	Nipple, Half - 3/8 X 1-1/2" - Water Inlet - Pump To Block			
502-0258	2	Nipple, Half - Brass - 3/8 X 2" Water Pump Inlet			
502-0085	2	Nipple, Close - Brass - 3/8" Water Pump Inlet			
502-0263	2	Elbow, Brass - 3/8"-90° Water Pump Inlet			
301-2308	1	Panel, Upper Control			

SPECIAL PARTS LIST FOR MODEL 15.0RDJC-9XR SPEC 2839AA
 FOR STANDARD PARTS REFER TO CATALOG 974-0221 KEY NO. 2
 (PARTS CATALOG ALSO CONTAINS COMPONENTS FOR MAJOR OPTIONAL FEATURES LISTED BELOW)
 WIRING DIAGRAM NO. (ENG)612-2730-01 (AC)612-4892-02

PART NO.	QTY.	DESCRIPTION	PART NO.	QTY.	DESCRIPTION
Note: City Water Cooled Heat Exchanger AC Meter Panel					
104-0548	1	Flywheel Assembly			
104-0957	1	Hub And Pulley, Flywheel			
104-0510	1	Guard, Flywheel			
306-0195	1	Plate, Starter Relay Mtg.			
336-0989	1	Lead, Relay To Starter - 7"			
505-0135	3	Nipple, Half - 3/8 X 1-1/2" - Water Inlet - Pump To Block			
502-0258	2	Nipple, Half - Brass - 3/8 X 2" Water Pump Inlet			
502-0085	2	Nipple, Close - Brass - 3/8" Water Pump Inlet			
502-0263	2	Elbow, Brass - 3/8"-90° Water Pump Inlet			
220-2018	1	Stator, Wound			
301-3736	1	Panel, Upper Control			

SPECIAL PARTS LIST FOR **MODEL** 15.0RDJC-4R **SPEC** 2839AB
 FOR STANDARD PARTS REFER TO **CATALOG** 974-0221 **KEY NO.** 2
 (PARTS CATALOG ALSO CONTAINS COMPONENTS FOR MAJOR OPTIONAL FEATURES LISTED BELOW)

WIRING DIAGRAM NO. (ENG)612-5488-01(AC)612-5500-02

PART NO.	QTY.	DESCRIPTION	PART NO.	QTY.	DESCRIPTION
Note: City Water Cooled Heat Exchanger AC Meter Panel					
104-0548	1	Flywheel Assembly			
104-0957	1	Hub And Pulley, Flywheel			
104-0510	1	Guard, Flywheel			
306-0195	1	Plate, Starter Relay Mtg.			
336-0989	1	Lead, Relay To Starter - 7"			
505-0135	3	Nipple, Half - 3/8 X 1-1/2" - Water Inlet - Pump To Block			
502-0258	2	Nipple, Half - Brass - 3/8 X 2" Water Pump Inlet			
502-0085	2	Nipple, Close - Brass - 3/8" Water Pump Inlet			
502-0263	2	Elbow, Brass - 3/8"-90° Water Pump Inlet			
320-0259	1	Limiter, Cranking			
301-2204	1	Panel, Upper Control			

WIRING DIAGRAM NO. (ENG)612-2730-01(AC)612-4814-02

Note: Radiator Cooled
Overspeed Switch

103-0521	1	Backplate, Gearcase
338-0768	1	Harness, Wiring - Voltage Regulator To Exciter Stator
301-2019	1	Panel, Upper Control

FOR STANDARD PARTS REFER TO CATALOG 974-0221 KEY NO. 1
(PARTS CATALOG ALSO CONTAINS COMPONENTS FOR MAJOR OPTIONAL FEATURES LISTED BELOW)

WIRING DIAGRAM NO. (ENG)612-2730-01(AC)612-4817-02

PART NO.	QTY.	DESCRIPTION	PART NO.	QTY.	DESCRIPTION
Note: Radiator Cooled Overspeed Switch Water Jacket Heater AC Meter Panel					
103-0521	1	Backplate, Gearcase			
338-0768	1	Harness, Wiring - Voltage Regulator To Exciter Stator			
301-2308	1	Panel, Upper Control			

SPECIAL PARTS LIST FOR **MODEL** 15.ORDJC-4XR **SPEC** 4560T
 FOR STANDARD PARTS REFER TO **CATALOG** 974-0221 **KEY NO.** 1
 (PARTS CATALOG ALSO CONTAINS COMPONENTS FOR MAJOR OPTIONAL FEATURES LISTED BELOW)

WIRING DIAGRAM NO. (ENG) 612-2730-01 (AC) 612-1726-02

PART NO.	QTY.	DESCRIPTION	PART NO.	QTY.	DESCRIPTION
Note: Radiator Cooled Overspeed Switch AC Meter Panel					
405-1157	1	Flange, Air Duct Adapter			
220-0810	1	Stator, Wound			
301-2330	1	Panel, Upper Control			
312-0145	3	Capacitor (.1 Mfd) Meter Panel Terminal Block			

FOR STANDARD PARTS REFER TO CATALOG 974-0221 KEY NO. 1
(PARTS CATALOG ALSO CONTAINS COMPONENTS FOR MAJOR OPTIONAL FEATURES LISTED BELOW)

WIRING DIAGRAM NO. (ENG)612-5488-01(AC)612-5501-02

PART NO.	QTY.	DESCRIPTION	PART NO.	QTY.	DESCRIPTION
Note: Radiator Cooled					
Overspeed Switch					
AC Meter Panel					
103-0521	1	Backplate, Gearcase			
405-1157	1	Flange, Air Duct Adapter			
338-0768	1	Harness, Wiring - Voltage			
		Regulator To Exciter Stator			
320-0259	1	Limiter, Cranking			
301-2308	1	Panel, Upper Control			

SPECIAL PARTS LIST FOR **MODEL** 15.0RDJC-4R **SPEC** 5246AA
 FOR STANDARD PARTS REFER TO **CATALOG** 974-0221 **KEY NO.** 2
 (PARTS CATALOG ALSO CONTAINS COMPONENTS FOR MAJOR OPTIONAL FEATURES LISTED BELOW)

WIRING DIAGRAM NO. (ENG)612-2730-01(AC)612-4816-02

PART NO.	QTY.	DESCRIPTION	PART NO.	QTY.	DESCRIPTION
Note: City Water Cooled Overspeed Switch AC Meter Panel					
505-0135	3	Nipple, Half - 3/8 X 1-1/2" - Pipe (Water Inlet)			
505-0060	1	Tee, Pipe - 3/8" Water Inlet			
505-0101	3	Nipple, Close - 3/8" - Pipe (Water Inlet)			
503-0478	1	Hose, Water Inlet-3/4 X 9"			
505-0039	1	Elbow, Pipe - 3/8" X 90° (Water Inlet)			
505-0376	1	Elbow, Pipe - 3/8" X 45° (Water Inlet)			
104-0594	1	Cover, Flywheel Guard			
104-0510	1	Guard, Flywheel			
306-0195	1	Plate, Starter Relay Mtg.			
336-0989	1	Lead, Relay To Starter - 7"			
338-0768	1	Harness, Wiring - Voltage Regulator To Exciter Stator			
301-2204	1	Panel, Upper Control			

SPECIAL PARTS LIST FOR **MODEL** 15.ORDJC-4XR **SPEC** 5278T
 FOR STANDARD PARTS REFER TO **CATALOG** 974-0221 **KEY NO.** 1
 (PARTS CATALOG ALSO CONTAINS COMPONENTS FOR MAJOR OPTIONAL FEATURES LISTED BELOW)

WIRING DIAGRAM NO. (ENG)612-2730-01(AC)612-2115-02

PART NO.	QTY.	DESCRIPTION	PART NO.	QTY.	DESCRIPTION
Note: Radiator Cooled Overspeed Switch Water Jacket Heater AC Meter Panel					
405-1157	1	Flange, Air Duct Adapter			
220-0810	1	Stator, Wound			
301-2308	1	Panel, Upper Control			
312-0145	3	Capacitor (.1 Mfd) Meter Panel Terminal Block			
304-0305	1	Resistor, Fixed - 45,000 Ohm, 10 Watt (Time Meter)			

SPECIAL PARTS LIST FOR **MODEL** 15.ORDJC-5DR **SPEC** 5652AA
 FOR STANDARD PARTS REFER TO **CATALOG** 974-0221 **KEY NO.** 1
 (PARTS CATALOG ALSO CONTAINS COMPONENTS FOR MAJOR OPTIONAL FEATURES LISTED BELOW)
WIRING DIAGRAM NO. (ENG)612-2730-01(AC)612-4818-07

PART NO.	QTY.	DESCRIPTION	PART NO.	QTY.	DESCRIPTION
Note: Radiator Cooled Fuel Tank Housed AC Meter Panel 103-0521 1 Backplate, Gearcase 405-1889 1 Shield, Rain 301-2204 1 Panel, Upper Control					

SPECIAL PARTS LIST FOR **MODEL** 15.0RDJC-4XR **SPEC** 6066T
 FOR STANDARD PARTS REFER TO **CATALOG** 974-0221 **KEY NO.** 1
 (PARTS CATALOG ALSO CONTAINS COMPONENTS FOR MAJOR OPTIONAL FEATURES LISTED BELOW)

WIRING DIAGRAM NO. (ENG) 612-2730-01 (AC) 612-1655-02

PART NO.	QTY.	DESCRIPTION	PART NO.	QTY.	DESCRIPTION
Note: Radiator Cooled Housed Water Jacket Heater					
301-1195	1	Panel, Upper Control			
312-0145	3	Capacitor (.1 Mfd) Meter Panel Terminal Block			

SPECIAL PARTS LIST FOR **MODEL** 15.0RDJC-18R **SPEC** 6066AA
 FOR STANDARD PARTS REFER TO **CATALOG** 974-0221 **KEY NO.** 1
 (PARTS CATALOG ALSO CONTAINS COMPONENTS FOR MAJOR OPTIONAL FEATURES LISTED BELOW)
WIRING DIAGRAM NO. (ENG)612-2730-01(AC)612-4814-04

PART NO.	QTY.	DESCRIPTION	PART NO.	QTY.	DESCRIPTION
Note: Radiator Cooled Housed Water Jacket Heater 103-0521 1 Backplate, Gearcase 301-2019 1 Panel, Upper Control					

SPECIAL PARTS LIST FOR MODEL 15.0RDJC-18R SPEC 6066AB
 FOR STANDARD PARTS REFER TO CATALOG 974-0221 KEY NO. 1
 (PARTS CATALOG ALSO CONTAINS COMPONENTS FOR MAJOR OPTIONAL FEATURES LISTED BELOW)

WIRING DIAGRAM NO. (ENG)612-5488-01(AC)612-5485-04

PART NO.	QTY.	DESCRIPTION	PART NO.	QTY.	DESCRIPTION
Note: Radiator Cooled Housed Water Jacket Heater AC Meter Panel 103-0521 1 Backplate, Gearcase 320-0259 1 Limiter, Cranking 301-2019 1 Panel, Upper Control					

SPECIAL PARTS LIST FOR **MODEL** 15.ORDJC-18R **SPEC** 6485AA
 FOR STANDARD PARTS REFER TO **CATALOG** 974-0221 **KEY NO.** 1
 (PARTS CATALOG ALSO CONTAINS COMPONENTS FOR MAJOR OPTIONAL FEATURES LISTED BELOW)
WIRING DIAGRAM NO. (ENG)612-2730-01 (AC)612-4814-04

PART NO.	QTY.	DESCRIPTION	PART NO.	QTY.	DESCRIPTION
Note: Radiator Cooled Fuel Tank Housed					
103-0521	1	Backplate, Gearcase			
405-1889	1	Shield, Rain			
301-2019	1	Panel, Upper Control			

SPECIAL PARTS LIST FOR **MODEL** 15.0RDJC-18R **SPEC** 6598AA
FOR STANDARD PARTS REFER TO **CATALOG** 974-0221 **KEY NO.** 1
(PARTS CATALOG ALSO CONTAINS COMPONENTS FOR MAJOR OPTIONAL FEATURES LISTED BELOW)

WIRING DIAGRAM NO. (ENG)612-2730-01 (AC)612-4814-04

PART NO.	QTY.	DESCRIPTION	PART NO.	QTY.	DESCRIPTION
Note: Radiator Cooled Housed					
103-0521	1	Backplate, Gearcase			
405-1889	1	Shield, Rain			
301-2019	1	Panel, Upper Control			

SPECIAL PARTS LIST FOR **MODEL** 15.0RDJC-4XR **SPEC** 6675T
 FOR STANDARD PARTS REFER TO **CATALOG** 974-0221 **KEY NO.** 1
 (PARTS CATALOG ALSO CONTAINS COMPONENTS FOR MAJOR OPTIONAL FEATURES LISTED BELOW)

WIRING DIAGRAM NO. (ENG)612-2905-01(AC)612-1655-01

PART NO.	QTY.	DESCRIPTION	PART NO.	QTY.	DESCRIPTION
Note: Radiator Cooled Water Jacket Heater					
307-0597	2	Relay - Pilot (1) Fuel (1)			
332-0795	1	Block, Terminal - 16 Place			
332-0862	1	Strip, Marker - 16 Place			
353-0015	1	Resistor, Fixed - 3.5 Ohm, 10 Watt (Cranking Limiter)			
307-0696	1	Relay, Cycle Cranker (10 Seconds)			
307-0734	1	Relay, Cycle Cranker (5 Seconds)			
301-1195	1	Panel, Upper Control			
312-0145	3	Capacitor (.1 Mfd) Meter Panel Terminal Block			

FOR STANDARD PARTS REFER TO **CATALOG** 974-0221 **KEY NO.** 1
(PARTS CATALOG ALSO CONTAINS COMPONENTS FOR MAJOR OPTIONAL FEATURES LISTED BELOW)

WIRING DIAGRAM NO. (ENG)612-2730-01(AC)612-4817-02

PART NO.	QTY.	DESCRIPTION	PART NO.	QTY.	DESCRIPTION
Note: Radiator Cooled					
Overspeed Switch					
Water Jacket Heater					
AC Meter Panel					
103-0521	1	Backplate, Gearcase			
405-1157	1	Flange, Air Duct Adapter			
338-0768	1	Harness, Wiring - Voltage			
		Regulator To Exciter Stator			
301-2308	1	Panel, Upper Control			

SPECIAL PARTS LIST FOR **MODEL** 15.ORDJC-9XR **SPEC** 6780T
 FOR STANDARD PARTS REFER TO **CATALOG** 974-0221 **KEY NO.** 2
 (PARTS CATALOG ALSO CONTAINS COMPONENTS FOR MAJOR OPTIONAL FEATURES LISTED BELOW)

WIRING DIAGRAM NO. (ENG)612-2749-01(AC)612-1949-01

PART NO.	QTY.	DESCRIPTION	PART NO.	QTY.	DESCRIPTION
Note: City Water Cooled Overspeed Switch AC Meter Panel					
104-0594	1	Cover, Flywheel Guard			
104-0510	1	Guard, Flywheel			
306-0195	1	Plate, Starter Relay Mtg.			
336-0989	1	Lead, Relay To Starter - 7"			
220-1282	1	Stator, Wound			
320-0259	1	Limiter, Cranking			
332-0795	1	Block, Terminal - 16 Place			
332-0862	1	Strip, Marker - 16 Place			
301-2397	1	Panel, Upper Control			
304-0402	1	Resistor, Fixed - 60,000 Ohm, 10 Watt			
320-0228	1	Breaker, Circuit - 20 Amp			
301-2279	1	Cover, Lead			



**Power
Generation**

Jan 1 1980

Revised

Redistribution or publication of this document
by any means, is strictly prohibited.

SPECIAL PARTS LIST FOR **MODEL** 15.0RDJC-4XR **SPEC** 6804AA
 FOR STANDARD PARTS REFER TO **CATALOG** 974-0221 **KEY NO.** 1
 (PARTS CATALOG ALSO CONTAINS COMPONENTS FOR MAJOR OPTIONAL FEATURES LISTED BELOW)

WIRING DIAGRAM NO. (ENG) 612-2905-01 (AC) 612-4817-02

PART NO.	QTY.	DESCRIPTION	PART NO.	QTY.	DESCRIPTION
Note: Radiator Cooled Overspeed Switch AC Meter Panel Water Jacket Heater					
338-0768	1	Harness, Wiring - Voltage Regulator To Exciter Stator			
103-0521	1	Backplate, Gearcase			
307-0597	2	Relay - Pilot (1) Fuel (1)			
332-0795	1	Block, Terminal - 16 Place			
332-0862	1	Strip, Marker - 16 Place			
353-0015	1	Resistor, Fixed - 3.5 Ohm, 10 Watt (Cranking Limiter)			
307-0696	1	Relay, Cycle Cranker (10 Seconds)			
307-0734	1	Relay, Cycle Cranker (5 Seconds)			
301-2308	1	Panel, Upper Control			

SPECIAL PARTS LIST FOR **MODEL** 15.ORDJC-4R **SPEC** 6954AB
FOR STANDARD PARTS REFER TO CATALOG 974-0221 **KEY NO.** 2
(PARTS CATALOG ALSO CONTAINS COMPONENTS FOR MAJOR OPTIONAL FEATURES LISTED BELOW)
WIRING DIAGRAM NO. (ENG)612-5488-01(AC)612-5500-02

PART NO.	QTY.	DESCRIPTION	PART NO.	QTY.	DESCRIPTION
Note: City Water Cooled Heat Exchanger Water Jacket Heater AC Meter Panel					
104-0548	1	Flywheel Assembly			
104-0957	1	Hub And Pulley, Flywheel			
104-0510	1	Guard, Flywheel			
306-0195	1	Plate, Starter Relay Mtg.			
336-0989	1	Lead, Relay To Starter - 7"			
502-0258	2	Nipple, Half - Brass - 3/8 X 2" Water Pump Inlet			
502-0085	2	Nipple, Close - Brass - 3/8" Water Pump Inlet			
502-0263	2	Elbow, Brass - 3/8" 90° Water Pump Inlet			
320-0259	1	Limiter, Cranking			
301-2204	1	Panel, Upper Control			
The Following Parts Refer To The Cylinder Block Water Inlet And Water Jacket Heater Pipe Fittings:					
505-0101	5	Nipple, Close - 3/8"			
505-0135	4	Nipple, Half - 3/8 X 1-1/8"			
505-0376	1	Elbow - 3/8" 45°			
503-0183	2	Clamp, Hose			
503-0478	1	Hose, Water - 3/4 X 9"			
505-0039	1	Elbow - 3/8" 90°			
505-0060	1	Tee - 3/8"			
505-0475	1	Cross - 3/8"			

SPECIAL PARTS LIST FOR **MODEL** 15.0RDJC-4XR **SPEC** 7039AA
 FOR STANDARD PARTS REFER TO **CATALOG** 974-0221 **KEY NO.** 1
 (PARTS CATALOG ALSO CONTAINS COMPONENTS FOR MAJOR OPTIONAL FEATURES LISTED BELOW)

WIRING DIAGRAM NO. (ENG) 612-2730-01 (AC) 612-4817-08

PART NO.	QTY.	DESCRIPTION	PART NO.	QTY.	DESCRIPTION
Note: Radiator Cooled AC Meter Panel 103-0521 1 Backplate, Gearcase 405-1157 1 Flange, Air Duct Adapter 301-2308 1 Panel, Upper Control					

SPECIAL PARTS LIST FOR **MODEL** 15.ORDJC-18R **SPEC** 7707AA
 FOR STANDARD PARTS REFER TO **CATALOG** 974-0221 **KEY NO.** 1
 (PARTS CATALOG ALSO CONTAINS COMPONENTS FOR MAJOR OPTIONAL FEATURES LISTED BELOW)

WIRING DIAGRAM NO. (ENG)612-2730-01 (AC)612-4814-04

PART NO.	QTY.	DESCRIPTION	PART NO.	QTY.	DESCRIPTION
Note: Radiator Cooled Housed Water Jacket Heater					
103-0521	1	Backplate, Gearcase			
405-1889	1	Shield, Rain			
301-2019	1	Panel, Upper Control			

WIRING DIAGRAM NO. (ENG)612-5488-01(AC)612-5485-04

PART NO.	QTY.	DESCRIPTION	PART NO.	QTY.	DESCRIPTION
Note: Radiator Cooled Housed Water Jacket Heater					
103-0521	1	Backplate, Gearcase			
405-1889	1	Shield, Rain			
320-0259	1	Limiter, Cranking			
301-2019	1	Panel, Upper Control			

SPECIAL PARTS LIST FOR **MODEL** 15.0RDJC-3R **SPEC** 7804AB
 FOR STANDARD PARTS REFER TO **CATALOG** 974-0221 **KEY NO.** 1
 (PARTS CATALOG ALSO CONTAINS COMPONENTS FOR MAJOR OPTIONAL FEATURES LISTED BELOW)

WIRING DIAGRAM NO. (ENG)612-5548-01(AC)612-5486-02

PART NO.	QTY.	DESCRIPTION	PART NO.	QTY.	DESCRIPTION
Note: Radiator Cooled AC Meter Panel Overspeed Switch					
103-0521	1	Backplate, Gearcase			
338-0768	1	Harness, Wiring - Voltage Regulator To Exciter Stator			
320-0259	1	Limiter, Cranking			
332-0611	2	Block, Terminal - 3 Place			
332-0612	1	Strip, Marker - 3 Place			
307-0597	2	Relay - Pilot (1) Fuel (1)			
307-0696	1	Relay, Cycle Cranker (10 Seconds)			
307-0734	1	Relay, Cycle Cranker (5 Seconds)			
301-2393	1	Bracket, Relay Mounting			
301-2288	1	Panel, Upper Control			

SPECIAL PARTS LIST FOR MODEL 15.ORDJC-4XR SPEC 8084T
 FOR STANDARD PARTS REFER TO CATALOG 974-0221 KEY NO. 1
 (PARTS CATALOG ALSO CONTAINS COMPONENTS FOR MAJOR OPTIONAL FEATURES LISTED BELOW)
 WIRING DIAGRAM NO. (ENG)612-2749-01(AC)612-2115-02

PART NO.	QTY.	DESCRIPTION	PART NO.	QTY.	DESCRIPTION
Note: Radiator Cooled Overspeed Switch AC Meter Panel					
405-1157	1	Flange, Air Duct Adapter			
220-0810	1	Stator, Wound			
320-0259	1	Limiter, Cranking			
332-0795	1	Block, Terminal - 16 Place			
332-0862	1	Strip, Marker - 16 Place			
301-2308	1	Panel, Upper Control			
312-0145	3	Capacitor (.1 Mfd) Meter Panel Terminal Block			
304-0305	1	Resistor, Fixed - 45,000 Ohm, 10 Watt (Time Meter)			

SPECIAL PARTS LIST FOR **MODEL** 15.0RDJC-18R **SPEC** 8751AA
FOR STANDARD PARTS REFER TO CATALOG 974-0221 **KEY NO.** 2
(PARTS CATALOG ALSO CONTAINS COMPONENTS FOR MAJOR OPTIONAL FEATURES LISTED BELOW)
WIRING DIAGRAM NO. (ENG)612-2730-01(AC)612-4814-02

PART NO.	QTY.	DESCRIPTION	PART NO.	QTY.	DESCRIPTION
----------	------	-------------	----------	------	-------------

Note: City Water Cooled
Water Jacket Heater

104-0594	1	Cover, Flywheel Guard
104-0510	1	Guard, Flywheel
306-0195	1	Plate, Starter Relay Mtg.
336-0989	1	Lead, Relay To Starter - 7"
301-2019	1	Panel, Upper Control

The Following Parts Refer To The Cylinder
Block Water Inlet And Water Jacket Heater
Pipe Fittings:

505-0101	5	Nipple, Close - 3/8"
505-0135	4	Nipple, Half - 3/8 X 1-1/8"
505-0376	1	Elbow - 3/8" 45°
503-0183	2	Clamp, Hose
503-0478	1	Hose, Water - 3/4 X 9"
505-0039	1	Elbow - 3/8" 90°
505-0060	1	Tee - 3/8"
505-0475	1	Cross - 3/8"

SPECIAL PARTS LIST FOR **MODEL** 15.ORDJC-4XR **SPEC** 9170AA
 FOR STANDARD PARTS REFER TO **CATALOG** 974-0221 **KEY NO.** 1
 (PARTS CATALOG ALSO CONTAINS COMPONENTS FOR MAJOR OPTIONAL FEATURES LISTED BELOW)

WIRING DIAGRAM NO. (ENG)612-2730-01(AC)612-4817-05

PART NO.	QTY.	DESCRIPTION	PART NO.	QTY.	DESCRIPTION
Note: Radiator Cooled Housed Water Jacket Heater AC Meter Panel 103-0521 1 Backplate, Gearcase 301-2308 1 Panel, Upper Control					

SPECIAL PARTS LIST FOR **MODEL** 15.0RDJC-4XR **SPEC** 9172AA
 FOR STANDARD PARTS REFER TO **CATALOG** 974-0221 **KEY NO.** 1
 (PARTS CATALOG ALSO CONTAINS COMPONENTS FOR MAJOR OPTIONAL FEATURES LISTED BELOW)

WIRING DIAGRAM NO. (ENG)612-2730-01(AC)612-4817-05

PART NO.	QTY.	DESCRIPTION	PART NO.	QTY.	DESCRIPTION
Note: Radiator Cooled Housed Water Jacket Heater AC Meter Panel Fuel Tank					
103-0521	1	Backplate, Gearcase			
405-1889	1	Shield, Rain			
301-2308	1	Panel, Upper Control			



**Power
Generation**

Jan. 1, 1980

Revised

Redistribution or publication of this document
 in any form, by any means, is strictly prohibited. 1

WIRING DIAGRAM NO. (ENG)612-5488-01(AC)612-5501-05

Note: Radiator Cooled
Fuel Tank
Housed
Water Jacket Heater
AC Meter Panel

103-0521	1	Backplate, Gearcase
405-1889	1	Shield, Rain
320-0259	1	Limiter, Cranking
301-2308	1	Panel, Upper Control

SPECIAL PARTS LIST FOR **MODEL** 15.ORDJC-5DR **SPEC** 9172AB
 FOR STANDARD PARTS REFER TO **CATALOG** 974-0221 **KEY NO.** 1
 (PARTS CATALOG ALSO CONTAINS COMPONENTS FOR MAJOR OPTIONAL FEATURES LISTED BELOW)

WIRING DIAGRAM NO. (ENG)612-5488-01(AC)612-5502-07

PART NO.	QTY.	DESCRIPTION	PART NO.	QTY.	DESCRIPTION
Note: Radiator Cooled Housed Fuel Tank Water Jacket Heater AC Meter Panel					
103-0521	1	Backplate, Gearcase			
405-1889	1	Shield, Rain			
320-0259	1	Limiter, Cranking			
301-2204	1	Panel, Upper Control			

SPECIAL PARTS LIST FOR **MODEL** 15.0RDJC-4XR **SPEC** 9316AA
FOR STANDARD PARTS REFER TO **CATALOG** 974-0221 **KEY NO.** 1
(PARTS CATALOG ALSO CONTAINS COMPONENTS FOR MAJOR OPTIONAL FEATURES LISTED BELOW)

WIRING DIAGRAM NO. (ENG)612-2730-01(AC)612-4817-05

PART NO.	QTY.	DESCRIPTION	PART NO.	QTY.	DESCRIPTION
Note: Radiator Cooled Housed Water Jacket Heater AC Meter Panel					
103-0521	1	Backplate, Gearcase			
405-1889	1	Shield, Rain			
301-2308	1	Panel, Upper Control			

SPECIAL PARTS LIST FOR **MODEL** 15.ORDJC-5DR **SPEC** 9316AA
FOR STANDARD PARTS REFER TO **CATALOG** 974-0221 **KEY NO.** 1
(PARTS CATALOG ALSO CONTAINS COMPONENTS FOR MAJOR OPTIONAL FEATURES LISTED BELOW)

WIRING DIAGRAM NO. (ENG)612-2730-01(AC)612-4818-07

PART NO.	QTY.	DESCRIPTION	PART NO.	QTY.	DESCRIPTION
Note: Radiator Cooled Housed Water Jacket Heater AC Meter Panel					
103-0521	1	Backplate, Gearcase			
405-1889	1	Shield, Rain			
301-2204	1	Panel, Upper Control			

SPECIAL PARTS LIST FOR **MODEL** 15.ORDJC-9XR **SPEC** 9316AA
 FOR STANDARD PARTS REFER TO **CATALOG** 974-0221 **KEY NO.** 1
 (PARTS CATALOG ALSO CONTAINS COMPONENTS FOR MAJOR OPTIONAL FEATURES LISTED BELOW)
WIRING DIAGRAM NO. (ENG)612-2730-01(AC)612-4892-05

PART NO.	QTY.	DESCRIPTION	PART NO.	QTY.	DESCRIPTION
Note: Radiator Cooled Housed Water Jacket Heater AC Meter Panel 103-0521 1 Backplate, Gearcase 405-1889 1 Shield, Rain 301-3736 1 Panel, Upper Control					

SPECIAL PARTS LIST FOR **MODEL** 15.0RDJC-4XR **SPEC** 9316AB
 FOR STANDARD PARTS REFER TO **CATALOG** 974-0221 **KEY NO.** 1
 (PARTS CATALOG ALSO CONTAINS COMPONENTS FOR MAJOR OPTIONAL FEATURES LISTED BELOW)
WIRING DIAGRAM NO. (ENG) 612-5488-01 (AC) 612-5501-05

PART NO.	QTY.	DESCRIPTION	PART NO.	QTY.	DESCRIPTION
Note: Radiator Cooled Housed Water Jacket Heater AC Meter Panel					
103-0521	1	Backplate, Gearcase			
405-1889	1	Shield, Rain			
320-0259	1	Limiter, Cranking			
301-2308	1	Panel, Upper Control			

SPECIAL PARTS LIST FOR **MODEL** 15.0RDJC-4XR **SPEC** 9324T
 FOR STANDARD PARTS REFER TO **CATALOG** 974-0221 **KEY NO.** 1
 (PARTS CATALOG ALSO CONTAINS COMPONENTS FOR MAJOR OPTIONAL FEATURES LISTED BELOW)

WIRING DIAGRAM NO. (ENG) 612-2730-01 (AC) 612-1726-08

PART NO.	QTY.	DESCRIPTION	PART NO.	QTY.	DESCRIPTION
Note: Radiator Cooled Housed AC Meter Panel					
405-1157	1	Flange, Air Duct Adapter			
301-2330	1	Panel, Upper Control			
312-0145	3	Capacitor (.1 Mfd) Meter Panel Terminal Block			

SPECIAL PARTS LIST FOR **MODEL** 15.0RDJC-4XR **SPEC** 9324AA
 FOR STANDARD PARTS REFER TO **CATALOG** 974-0221 **KEY NO.** 1
 (PARTS CATALOG ALSO CONTAINS COMPONENTS FOR MAJOR OPTIONAL FEATURES LISTED BELOW)
WIRING DIAGRAM NO. (ENG)612-2730-01(AC)612-4817-05

PART NO.	QTY.	DESCRIPTION	PART NO.	QTY.	DESCRIPTION
Note: Radiator Cooled Housed AC Meter Panel 103-0521 1 Backplate, Gearcase 405-1157 1 Flange, Air Duct Adapter 301-2308 1 Panel, Upper Control					

SPECIAL PARTS LIST FOR **MODEL** 15.0RDJC-4XR **SPEC** 9352AA
 FOR STANDARD PARTS REFER TO **CATALOG** 974-0221 **KEY NO.** 1
 (PARTS CATALOG ALSO CONTAINS COMPONENTS FOR MAJOR OPTIONAL FEATURES LISTED BELOW)

WIRING DIAGRAM NO. (ENG)612-2730-01(AC)612-4817-08

PART NO.	QTY.	DESCRIPTION	PART NO.	QTY.	DESCRIPTION
Note: Radiator Cooled Overspeed Switch Water Jacket Heater AC Meter Panel					
103-0521	1	Backplate, Gearcase			
405-1157	1	Flange, Air Duct Adapter			
338-0768	1	Harness, Wiring - Voltage Regulator To Exciter Stator			
301-2308	1	Panel, Upper Control			

WIRING DIAGRAM NO. (ENG)612-5488-01(AC)612-5501-05

Note: Radiator Cooled
Overspeed Switch
Housed
Water Jacket Heater
AC Meter Panel

103-0521	1	Backplate, Gearcase
338-0768	1	Harness, Wiring - Voltage Regulator To Exciter Stator
320-0259	1	Limiter, Cranking
301-2308	1	Panel, Upper Control

SPECIAL PARTS LIST FOR **MODEL** 15.ORDJC-4XR **SPEC** 9413AA
 FOR STANDARD PARTS REFER TO **CATALOG** 974-0221 **KEY NO.** 1
 (PARTS CATALOG ALSO CONTAINS COMPONENTS FOR MAJOR OPTIONAL FEATURES LISTED BELOW)
WIRING DIAGRAM NO. (ENG)612-2730-01(AC)612-4817-05

PART NO.	QTY.	DESCRIPTION	PART NO.	QTY.	DESCRIPTION
Note: Radiator Cooled Housed AC Meter Panel 103-0521 1 Backplate, Gearcase 405-1889 1 Shield, Rain 301-2308 1 Panel, Upper Control					

SPECIAL PARTS LIST FOR **MODEL** 15.0RDJC-5DR **SPEC** 9413AA
 FOR STANDARD PARTS REFER TO **CATALOG** 974-0221 **KEY NO.** 1
 (PARTS CATALOG ALSO CONTAINS COMPONENTS FOR MAJOR OPTIONAL FEATURES LISTED BELOW)

WIRING DIAGRAM NO. (ENG)612-2730-01(AC)612-4818-07

PART NO.	QTY.	DESCRIPTION	PART NO.	QTY.	DESCRIPTION
Note: Radiator Cooled Housed AC Meter Panel 103-0521 1 Backplate, Gearcase 405-1889 1 Shield, Rain 301-2204 1 Panel, Upper Control					

SPECIAL PARTS LIST FOR **MODEL** 15.0RDJC-4R **SPEC** 9413AB
 FOR STANDARD PARTS REFER TO **CATALOG** 974-0221 **KEY NO.** 1
 (PARTS CATALOG ALSO CONTAINS COMPONENTS FOR MAJOR OPTIONAL FEATURES LISTED BELOW)
WIRING DIAGRAM NO. (ENG) 612-5488-01 (AC) 612-5500-07

PART NO.	QTY.	DESCRIPTION	PART NO.	QTY.	DESCRIPTION
Note: Radiator Cooled Housed AC Meter Panel					
103-0521	1	Backplate, Gearcase			
320-0259	1	Limiter, Cranking			
301-2204	1	Panel, Upper Control			

SPECIAL PARTS LIST FOR **MODEL** 15.ORDJC-18R **SPEC** 9690AA
 FOR STANDARD PARTS REFER TO **CATALOG** 974-0221 **KEY NO.** 1
 (PARTS CATALOG ALSO CONTAINS COMPONENTS FOR MAJOR OPTIONAL FEATURES LISTED BELOW)
WIRING DIAGRAM NO. (ENG) 612-2730-01 (AC) 612-4814-04

PART NO.	QTY.	DESCRIPTION	PART NO.	QTY.	DESCRIPTION
Note: Radiator Cooled Housed Water Jacket Heater Fuel Tank 103-0521 1 Backplate, Gearcase 301-2019 1 Panel, Upper Control					

SPECIAL PARTS LIST FOR MODEL 15.0RDJC-18R50 SPEC 9735AA
 FOR STANDARD PARTS REFER TO CATALOG 974-0221 KEY NO. 2
 (PARTS CATALOG ALSO CONTAINS COMPONENTS FOR MAJOR OPTIONAL FEATURES LISTED BELOW)

WIRING DIAGRAM NO. (ENG)612-3797-01(AC)612-5226-01

PART NO.	QTY.	DESCRIPTION	PART NO.	QTY.	DESCRIPTION
Note: Pennsylvania Approved Note: City Water Cooled					
505-0135	3	Nipple, Half - 3/8 X 1-1/2" - Pipe (Water Inlet)			
505-0060	1	Tee, Pipe - 3/8" Water Inlet			
505-0101	3	Nipple, Close - 3/8" - Pipe (Water Inlet)			
503-0478	1	Hose, Water Inlet-3/4 X 9"			
505-0039	1	Elbow, Pipe - 3/8" X 90° (Water Inlet)			
505-0376	1	Elbow, Pipe - 3/8" X 45° (Water Inlet)			
104-0594	1	Cover, Flywheel Guard			
104-0510	1	Guard, Flywheel			
306-0195	1	Plate, Starter Relay Mtg.			
336-0989	1	Lead, Relay To Starter - 7"			
505-0060	1	Tee, Pipe (3/8") Water Temperature Sender Mtg.			
307-0998	1	Relay, Time Delay - Remote Starting (8 Seconds)			
301-1788	1	Panel, Upper Control			

SPECIAL PARTS LIST FOR **MODEL** 15.ORDJC-5DR **SPEC** 9740T
 FOR STANDARD PARTS REFER TO **CATALOG** 974-0221 **KEY NO.** 1
 (PARTS CATALOG ALSO CONTAINS COMPONENTS FOR MAJOR OPTIONAL FEATURES LISTED BELOW)

WIRING DIAGRAM NO. (ENG)612-2730-01(AC)612-1942-14

PART NO.	QTY.	DESCRIPTION	PART NO.	QTY.	DESCRIPTION
Note: Radiator Cooled Housed Water Jacket Heater AC Meter Panel 405-1889 1 Shield, Rain 220-0766 1 Stator, Wound 301-2204 1 Panel, Upper Control					

SPECIAL PARTS LIST FOR **MODEL** 15.0RDJC-5DR50 **SPEC** 9740U
 FOR STANDARD PARTS REFER TO **CATALOG** 974-0221 **KEY NO.** 1
 (PARTS CATALOG ALSO CONTAINS COMPONENTS FOR MAJOR OPTIONAL FEATURES LISTED BELOW)
WIRING DIAGRAM NO. (ENG)612-4561-01(AC)612-1942-14

PART NO.	QTY.	DESCRIPTION	PART NO.	QTY.	DESCRIPTION
Note: Pennsylvania Approved Note: Radiator Cooled Housed Water Jacket Heater AC Meter Panel 405-1889 1 Shield, Rain 220-0766 1 Stator, Wound 301-2204 1 Panel, Upper Control					

SPECIAL PARTS LIST FOR **MODEL** 15.0RDJC-5DR **SPEC** 9916AA
 FOR STANDARD PARTS REFER TO **CATALOG** 974-0221 **KEY NO.** 1
 (PARTS CATALOG ALSO CONTAINS COMPONENTS FOR MAJOR OPTIONAL FEATURES LISTED BELOW)

WIRING DIAGRAM NO. (ENG) 612-2730-01 (AC) 612-4818-07

PART NO.	QTY.	DESCRIPTION	PART NO.	QTY.	DESCRIPTION
Note: Radiator Cooled Overspeed Switch Fuel Tank Housed AC Meter Panel					
103-0521	1	Backplate, Gearcase			
338-0768	1	Harness, Wiring - Voltage Regulator To Exciter Stator			
301-2204	1	Panel, Upper Control			

SPECIAL PARTS LIST FOR MODEL 15.0RDJC-5DR SPEC 10220T
 FOR STANDARD PARTS REFER TO CATALOG 974-0221 KEY NO. 1
 (PARTS CATALOG ALSO CONTAINS COMPONENTS FOR MAJOR OPTIONAL FEATURES LISTED BELOW)

WIRING DIAGRAM NO. (ENG)612-2749-01(AC)612-1942-04

PART NO.	QTY.	DESCRIPTION	PART NO.	QTY.	DESCRIPTION
Note: Radiator Cooled Overspeed Switch Water Jacket Heater AC Meter Panel					
405-1157	1	Flange, Air Duct Adapter			
220-0877	1	Stator, Wound			
320-0259	1	Limiter, Cranking			
332-0795	1	Block, Terminal - 16 Place			
332-0862	1	Strip, Marker - 16 Place			
301-2204	1	Panel, Upper Control			

SPECIAL PARTS LIST FOR MODEL 15.0RDJC-4XR SPEC 10418AA
 FOR STANDARD PARTS REFER TO CATALOG 974-0221 KEY NO. 1
 (PARTS CATALOG ALSO CONTAINS COMPONENTS FOR MAJOR OPTIONAL FEATURES LISTED BELOW)

WIRING DIAGRAM NO. (ENG)612-2730-01(AC)612-4817-05

PART NO.	QTY.	DESCRIPTION	PART NO.	QTY.	DESCRIPTION
Note: Radiator Cooled Housed Water Jacket Heater AC Meter Panel Fuel Tank					
103-0521	1	Backplate, Gearcase			
301-2308	1	Panel, Upper Control			

SPECIAL PARTS LIST FOR **MODEL** 15.0RDJC-5DR **SPEC** 10418AA
 FOR STANDARD PARTS REFER TO **CATALOG** 974-0221 **KEY NO.** 1
 (PARTS CATALOG ALSO CONTAINS COMPONENTS FOR MAJOR OPTIONAL FEATURES LISTED BELOW)

WIRING DIAGRAM NO. (ENG)612-2730-01(AC)612-4818-07

PART NO.	QTY.	DESCRIPTION	PART NO.	QTY.	DESCRIPTION
Note: Radiator Cooled Fuel Tank Housed Water Jacket Heater AC Meter Panel 103-0521 1 Backplate, Gearcase 301-2204 1 Panel, Upper Control					

SPECIAL PARTS LIST FOR MODEL 15.ORDJC-3R SPEC 10464AA
 FOR STANDARD PARTS REFER TO CATALOG 974-0221 KEY NO. 2
 (PARTS CATALOG ALSO CONTAINS COMPONENTS FOR MAJOR OPTIONAL FEATURES LISTED BELOW)

WIRING DIAGRAM NO. (ENG) 612-2749-01 (AC) 612-4815-02

PART NO.	QTY.	DESCRIPTION	PART NO.	QTY.	DESCRIPTION
Note: City Water Cooled Overspeed Switch AC Meter Panel					
505-0135	3	Nipple, Half - 3/8 X 1-1/2" - Pipe (Water Inlet)			
505-0060	1	Tee, Pipe - 3/8" Water Inlet			
505-0101	3	Nipple, Close - 3/8" - Pipe (Water Inlet)			
503-0478	1	Hose, Water Inlet-3/4 X 9"			
505-0039	1	Elbow, Pipe - 3/8" X 90° (Water Inlet)			
505-0376	1	Elbow, Pipe - 3/8" X 45° (Water Inlet)			
104-0594	1	Cover, Flywheel Guard			
104-0510	1	Guard, Flywheel			
306-0195	1	Plate, Starter Relay Mtg.			
336-0989	1	Lead, Relay To Starter-7"			
338-0768	1	Harness, Wiring - Voltage Regulator To Exciter Stator			
320-0259	1	Limiter, Cranking			
332-0795	1	Block, Terminal - 16 Place			
332-0862	1	Strip, Marker - 16 Place			
301-2288	1	Panel, Upper Control			
220-2018	1	Stator, Wound			

SPECIAL PARTS LIST FOR **MODEL** 15.0RDJC-4R **SPEC** 10464AA
 FOR STANDARD PARTS REFER TO **CATALOG** 974-0221 **KEY NO.** 2
 (PARTS CATALOG ALSO CONTAINS COMPONENTS FOR MAJOR OPTIONAL FEATURES LISTED BELOW)

WIRING DIAGRAM NO. (ENG) 612-2749-01(AC) 612-4816-02

PART NO.	QTY.	DESCRIPTION	PART NO.	QTY.	DESCRIPTION
Note: City Water Cooled Overspeed Switch AC Meter Panel					
505-0135	3	Nipple, Half - 3/8 X 1-1/2" - Pipe (Water Inlet)			
505-0060	1	Tee, Pipe - 3/8" Water Inlet			
505-0101	3	Nipple, Close - 3/8" - Pipe (Water Inlet)			
503-0478	1	Hose, Water Inlet-3/4 X 9"			
505-0039	1	Elbow, Pipe - 3/8" X 90° (Water Inlet)			
505-0376	1	Elbow, Pipe - 3/8" X 45° (Water Inlet)			
104-0594	1	Cover, Flywheel Guard			
104-0510	1	Guard, Flywheel			
306-0195	1	Plate, Starter Relay Mtg.			
336-0989	1	Lead, Relay To Starter - 7"			
338-0768	1	Harness, Wiring - Voltage Regulator To Exciter Stator			
320-0259	1	Limiter, Cranking			
332-0795	1	Block, Terminal - 16 Place			
332-0862	1	Strip, Marker - 16 Place			
301-2204	1	Panel, Upper Control			

SPECIAL PARTS LIST FOR **MODEL** 15.ORDJC-9XR **SPEC** 10464AA
 FOR STANDARD PARTS REFER TO **CATALOG** 974-0221 **KEY NO.** 2
 (PARTS CATALOG ALSO CONTAINS COMPONENTS FOR MAJOR OPTIONAL FEATURES LISTED BELOW)

WIRING DIAGRAM NO. (ENG)612-2749-01 (AC)612-4892-02

PART NO.	QTY.	DESCRIPTION	PART NO.	QTY.	DESCRIPTION
Note: City Water Cooled Overspeed Switch AC Meter Panel					
505-0135	3	Nipple, Half - 3/8 X 1-1/2" - Pipe (Water Inlet)			
505-0060	1	Tee, Pipe - 3/8" Water Inlet			
505-0101	3	Nipple, Close - 3/8" - Pipe (Water Inlet)			
503-0478	1	Hose, Water Inlet-3/4 X 9"			
505-0039	1	Elbow, Pipe - 3/8" X 90° (Water Inlet)			
505-0376	1	Elbow, Pipe - 3/8" X 45° (Water Inlet)			
104-0594	1	Cover, Flywheel Guard			
104-0510	1	Guard, Flywheel			
306-0195	1	Plate, Starter Relay Mtg.			
336-0989	1	Lead, Relay To Starter - 7"			
338-0768	1	Harness, Wiring - Voltage Regulator To Exciter Stator			
320-0259	1	Limiter, Cranking			
332-0795	1	Block, Terminal - 16 Place			
332-0862	1	Strip, Marker - 16 Place			
301-3736	1	Panel, Upper Control			

SPECIAL PARTS LIST FOR **MODEL** 15.ORDJC-4R **SPEC** 10763T
 FOR STANDARD PARTS REFER TO **CATALOG** 974-0221 **KEY NO.** 1
 (PARTS CATALOG ALSO CONTAINS COMPONENTS FOR MAJOR OPTIONAL FEATURES LISTED BELOW)

WIRING DIAGRAM NO. (ENG)612-2749-01(AC)612-3177-02

PART NO.	QTY.	DESCRIPTION	PART NO.	QTY.	DESCRIPTION
Note: Radiator Cooled Overspeed Switch AC Meter Panel Adjustable Voltage Regulator					
405-1157	1	Flange, Air Duct Adapter			
220-1190	1	Stator, Wound			
209-0060	1	Exciter, Complete (Less Cover) For Replacement Parts Use Exciter Number 06SX1N3B (Column G) As Listed In Catalog Except Parts Marked *			
304-0479	1	*Resistor, Fixed - 425 Ohm, 50 Watt			
320-0259	1	Limiter, Cranking			
332-0795	1	Block, Terminal - 16 Place			
332-0862	1	Strip, Marker - 16 Place			
301-2138	1	Panel, Upper Control			
303-0097	1	Rheostat, Adjustable Voltage (75 Ohm, 25 Watt)			
303-0032	1	Knob, Rheostat			
332-0609	1	Block, Terminal - 2 Place			
332-0610	1	Strip, Marker - 2 Place			

SPECIAL PARTS LIST FOR MODEL 15.ORDJC-4XR SPEC 10763AB
 FOR STANDARD PARTS REFER TO CATALOG 974-0221 KEY NO. 1
 (PARTS CATALOG ALSO CONTAINS COMPONENTS FOR MAJOR OPTIONAL FEATURES LISTED BELOW)

WIRING DIAGRAM NO. (ENG) 612-5506-01 (AC) 612-5501-08

PART NO.	QTY.	DESCRIPTION	PART NO.	QTY.	DESCRIPTION
Note: Radiator Cooled Overspeed Switch AC Meter Panel 405-1157 1 Flange, Air Duct Adapter 103-0521 1 Backplate, Gearcase 338-0768 1 Harness, Wiring - Voltage Regulator To Exciter Stator 320-0259 1 Limiter, Cranking 301-2308 1 Panel, Upper Control					

SPECIAL PARTS LIST FOR **MODEL** 15.0RDJC-9XR **SPEC** 10763AB
 FOR STANDARD PARTS REFER TO **CATALOG** 974-0221 **KEY NO.** 1
 (PARTS CATALOG ALSO CONTAINS COMPONENTS FOR MAJOR OPTIONAL FEATURES LISTED BELOW)

WIRING DIAGRAM NO. (ENG) 612-5506-01 (AC) 612-5511-08

PART NO.	QTY.	DESCRIPTION	PART NO.	QTY.	DESCRIPTION
Note: Radiator Cooled Overspeed Switch AC Meter Panel					
103-0521	1	Backplate, Gearcase			
338-0768	1	Harness, Wiring - Voltage Regulator To Exciter Stator			
405-1157	1	Flange, Air Duct Adapter			
320-0259	1	Limiter, Cranking			
301-3736	1	Panel, Upper Control			

SPECIAL PARTS LIST FOR **MODEL** 15.0RDJC-18R **SPEC** 10864AA
FOR STANDARD PARTS REFER TO CATALOG 974-0221 **KEY NO.** 1
(PARTS CATALOG ALSO CONTAINS COMPONENTS FOR MAJOR OPTIONAL FEATURES LISTED BELOW)

WIRING DIAGRAM NO. (ENG)612-3797-01 (AC)612-4814-02

PART NO.	QTY.	DESCRIPTION	PART NO.	QTY.	DESCRIPTION
Note: Radiator Cooled Water Jacket Heater					
103-0521	1	Backplate, Gearcase			
405-1157	1	Flange, Air Duct Adapter			
307-0998	1	Relay, Time Delay - Remote Starting (8 Seconds)			
301-2019	1	Panel, Upper Control			

SPECIAL PARTS LIST FOR **MODEL** 15.ORDJC-9XR **SPEC** 11188T
FOR STANDARD PARTS REFER TO CATALOG 974-0221 **KEY NO.** 2
(PARTS CATALOG ALSO CONTAINS COMPONENTS FOR MAJOR OPTIONAL FEATURES LISTED BELOW)
WIRING DIAGRAM NO. (ENG) 612-2749-01 (AC) 612-3998-01

PART NO.	QTY.	DESCRIPTION	PART NO.	QTY.	DESCRIPTION
Note: City Water Cooled Overspeed Switch AC Meter Panel					
104-0594	1	Cover, Flywheel Guard			
104-0510	1	Guard, Flywheel			
306-0195	1	Plate, Starter Relay Mtg.			
336-0989	1	Lead, Relay To Starter - 7"			
220-1619	1	Stator, Wound			
209-0009	1	Exciter, Complete (Less Cover) For Replacement Parts Use Exciter Number 06SX1N1B (Column F) As Listed In Catalog Except Part Marked *			
304-0479	1	*Resistor, Fixed - 425 Ohm, 50 Watt			
320-0259	1	Limiter, Cranking			
332-0795	1	Block, Terminal - 16 Place			
332-0862	1	Strip, Marker - 16 Place			
301-2372	1	Panel, Upper Control			
320-0228	1	Breaker, Circuit - 20 Amp			
303-0097	1	Rheostat, Voltage Adjustment (75 Ohm, 25 Watt)			
303-0032	1	Knob, Voltage Adjustment Rheostat			
332-0609	1	Block, Terminal - 2 Place			
332-0610	1	Strip, Marker - 2 Place			
301-2279	1	Cover, Lead			

SPECIAL PARTS LIST FOR **MODEL** 15.0RDJC-18R **SPEC** 11252AA
 FOR STANDARD PARTS REFER TO **CATALOG** 974-0221 **KEY NO.** 1
 (PARTS CATALOG ALSO CONTAINS COMPONENTS FOR MAJOR OPTIONAL FEATURES LISTED BELOW)

WIRING DIAGRAM NO. (ENG)612-2730-01(AC)612-4814-04

PART NO.	QTY.	DESCRIPTION	PART NO.	QTY.	DESCRIPTION
Note: Radiator Cooled Housed Water Jacket Heater Fuel Tank 103-0521 1 Backplate, Gearcase 405-1889 1 Shield, Rain 301-2019 1 Panel, Upper Control					

SPECIAL PARTS LIST FOR MODEL 15.0RDJC-9XR SPEC 11263T
 FOR STANDARD PARTS REFER TO CATALOG 974-0221 KEY NO. 2
 (PARTS CATALOG ALSO CONTAINS COMPONENTS FOR MAJOR OPTIONAL FEATURES LISTED BELOW)

WIRING DIAGRAM NO. (ENG)612-2749-01(AC)612-4483-01

PART NO.	QTY.	DESCRIPTION	PART NO.	QTY.	DESCRIPTION
Note: City Water Cooled Overspeed Switch AC Meter Panel					
104-0594	1	Cover, Flywheel Guard			
104-0510	1	Guard, Flywheel			
306-0195	1	Plate, Starter Relay Mtg.			
336-0989	1	Lead, Relay To Starter - 7"			
220-1619	1	Stator, Wound			
209-0009	1	Exciter, Complete (Less Cover) For Replacement Parts Use Exciter Number 06SX1N1B (Column F) As Listed In Catalog Except Part Marked *			
304-0479	1	*Resistor, Fixed - 425 Ohm, 50 Watt			
320-0259	1	Limiter, Cranking			
332-0795	1	Block, Terminal - 16 Place			
332-0862	1	Strip, Marker - 16 Place			
301-2397	1	Panel, Upper Control			
320-0228	1	Breaker, Circuit - 20 Amp			
303-0097	1	Rheostat, Voltage Adjustment (75 Ohm, 25 Watt)			
303-0032	1	Knob, Voltage Adjustment Rheostat			
332-0609	1	Block, Terminal - 2 Place			
332-0610	1	Strip, Marker - 2 Place			

SPECIAL PARTS LIST FOR **MODEL** 15.0RDJC-4R **SPEC** 11484AA
 FOR STANDARD PARTS REFER TO **CATALOG** 974-0221 **KEY NO.** 1
 (PARTS CATALOG ALSO CONTAINS COMPONENTS FOR MAJOR OPTIONAL FEATURES LISTED BELOW)

WIRING DIAGRAM NO. (ENG)612-2730-01(AC)612-4816-07

PART NO.	QTY.	DESCRIPTION	PART NO.	QTY.	DESCRIPTION
Note: Radiator Cooled Overspeed Switch Housed Water Jacket Heater AC Meter Panel					
103-0521	1	Backplate, Gearcase			
405-1889	1	Shield, Rain			
338-0768	1	Harness, Wiring - Voltage Regulator To Exciter Stator			
301-2204	1	Panel, Upper Control			

SPECIAL PARTS LIST FOR **MODEL** 15.ORDJC-5DR **SPEC** 11531AA
 FOR STANDARD PARTS REFER TO **CATALOG** 974-0221 **KEY NO.** 1
 (PARTS CATALOG ALSO CONTAINS COMPONENTS FOR MAJOR OPTIONAL FEATURES LISTED BELOW)

WIRING DIAGRAM NO. (ENG) 612-2749-01 (AC) 612-4818-02

PART NO.	QTY.	DESCRIPTION	PART NO.	QTY.	DESCRIPTION
Note: Radiator Cooled Overspeed Switch AC Meter Panel					
103-0521	1	Backplate, Gearcase			
405-1157	1	Flange, Air Duct Adapter			
338-0768	1	Harness, Wiring - Voltage Regulator To Exciter Stator			
320-0259	1	Limiter, Cranking			
332-0795	1	Block, Terminal - 16 Place			
332-0862	1	Strip, Marker - 16 Place			
301-2204	1	Panel, Upper Control			

SPECIAL PARTS LIST FOR **MODEL** 15.0RDJC-9XR **SPEC** 11531AA
 FOR STANDARD PARTS REFER TO **CATALOG** 974-0221 **KEY NO.** 1
 (PARTS CATALOG ALSO CONTAINS COMPONENTS FOR MAJOR OPTIONAL FEATURES LISTED BELOW)
WIRING DIAGRAM NO. (ENG) 612-2749-01 (AC) 612-4892-02

PART NO.	QTY.	DESCRIPTION	PART NO.	QTY.	DESCRIPTION
Note: Radiator Cooled Overspeed Switch AC Meter Panel					
103-0521	1	Backplate, Gearcase			
405-1157	1	Flange, Air Duct Adapter			
338-0768	1	Harness, Wiring - Voltage Regulator To Exciter Stator			
320-0259	1	Limiter, Cranking			
332-0795	1	Block, Terminal - 16 Place			
332-0862	1	Strip, Marker - 16 Place			
301-3736	1	Panel, Upper Control			

SPECIAL PARTS LIST FOR **MODEL** 15.ORDJC-4R **SPEC** 1153LAB
 FOR STANDARD PARTS REFER TO **CATALOG** 974-0221 **KEY NO.** 1
 (PARTS CATALOG ALSO CONTAINS COMPONENTS FOR MAJOR OPTIONAL FEATURES LISTED BELOW)

WIRING DIAGRAM NO. (ENG) 612-5506-01 (AC) 612-5500-02

PART NO.	QTY.	DESCRIPTION	PART NO.	QTY.	DESCRIPTION
Note: Radiator Cooled Overspeed Switch AC Meter Panel 103-0521 1 Backplate, Gearcase 405-1157 1 Flange, Air Duct Adapter 338-0768 1 Harness, Wiring - Voltage Regulator To Exciter Stator 320-0259 1 Limiter, Cranking 301-2204 1 Panel, Upper Control					

SPECIAL PARTS LIST FOR **MODEL** 15.ORDJC-4R **SPEC** 11807T
 FOR STANDARD PARTS REFER TO **CATALOG** 974-0221 **KEY NO.** 2
 (PARTS CATALOG ALSO CONTAINS COMPONENTS FOR MAJOR OPTIONAL FEATURES LISTED BELOW)

WIRING DIAGRAM NO. (ENG) 612-2749-01 (AC) 612-2725-01

PART NO.	QTY.	DESCRIPTION	PART NO.	QTY.	DESCRIPTION
Note: City Water Cooled Overspeed Switch					
104-0594	1	Cover, Flywheel Guard			
104-0510	1	Guard, Flywheel			
306-0195	1	Plate, Starter Relay Mtg.			
336-0989	1	Lead, Relay To Starter - 7"			
338-0298	1	Harness, Wiring - Control To Generator			
220-0835	1	Stator, Wound			
320-0259	1	Limiter, Cranking			
332-0795	1	Block, Terminal - 16 Place			
332-0862	1	Strip, Marker - 16 Place			
301-1195	1	Panel, Upper Control			



**Power
Generation**

Jan. 1, 1980

Revised

Redistribution or publication of this document
by any means, is strictly prohibited.

Page

1

of

1

SPECIAL PARTS LIST FOR MODEL 15.ORDJC-4XR SPEC 11829T
 FOR STANDARD PARTS REFER TO CATALOG 974-0221 KEY NO. 1
 (PARTS CATALOG ALSO CONTAINS COMPONENTS FOR MAJOR OPTIONAL FEATURES LISTED BELOW)

WIRING DIAGRAM NO. (ENG) 612-2730-01 (AC) 612-3196-02

PART NO.	QTY.	DESCRIPTION	PART NO.	QTY.	DESCRIPTION
Note: Radiator Cooled Overspeed Switch AC Meter Panel					
405-1157	1	Flange, Air Duct Adapter			
220-1197	1	Stator, Wound			
209-0009	1	Exciter, Complete (Less Cover) For Replacement Parts Use Exciter Number 06SX1N1B (Column F) As Listed In Catalog Except Parts Marked *			
304-0479	1	*Resistor, Fixed - 425 Ohm, 50 Watt			
301-2308	1	Panel, Upper Control			
303-0097	1	Rheostat, Voltage Adjustment (75 Ohm, 25 Watt)			
303-0032	1	Knob, Voltage Adjustment Rheostat			
304-0305	1	Resistor, Fixed - 45,000 Ohm, 10 Watt (Time Meter)			
312-0145	3	Capacitor (.1 Mfd) Meter Panel Terminal Block			
332-0609	1	Block, Terminal - 2 Place			
332-0610	1	Strip, Marker - 2 Place			

SPECIAL PARTS LIST FOR **MODEL** 15.0RDJC-4XR **SPEC** 11898AA
 FOR STANDARD PARTS REFER TO **CATALOG** 974-0221 **KEY NO.** 1
 (PARTS CATALOG ALSO CONTAINS COMPONENTS FOR MAJOR OPTIONAL FEATURES LISTED BELOW)

WIRING DIAGRAM NO. (ENG)612-2730-01(AC)612-4817-11

PART NO.	QTY.	DESCRIPTION	PART NO.	QTY.	DESCRIPTION
Note: Radiator Cooled Fuel Tank Housed AC Meter Panel 103-0521 1 Backplate, Gearcase 301-2308 1 Panel, Upper Control					

SPECIAL PARTS LIST FOR MODEL 15.ORDJC-4XR SPEC 12228T
 FOR STANDARD PARTS REFER TO CATALOG 974-0221 KEY NO. 1
 (PARTS CATALOG ALSO CONTAINS COMPONENTS FOR MAJOR OPTIONAL FEATURES LISTED BELOW)

WIRING DIAGRAM NO. (ENG)612-4642-01 (AC)612-1726-08

PART NO.	QTY.	DESCRIPTION	PART NO.	QTY.	DESCRIPTION
Note: Radiator Cooled Overspeed Switch Housed Water Jacket Heater Low Engine Temperature Switch AC Meter Panel					
309-0179	1	Switch, High Water Temperature (Standard Part) Side Mounted On Water Outlet Housing			
309-0178	1	Switch, High Water Temperature Top Mounted On Water Outlet Housing			
309-0169	1	Switch, Low Oil Pressure (Standard Part) Mounted Down - Closes At 14 Lbs.			
309-0064	1	Switch, Low Oil Pressure (Mounted Horizontally) Closes At 9 Lbs.			
502-0058	1	Tee, Low Oil Pressure Switches Mounting			
405-1889	1	Shield, Rain			
220-2064	1	Stator, Wound			
307-0848	1	Relay, Time Delay - Low Oil Pressure			
320-0259	1	Limiter, Cranking			
332-0611	3	Block, Terminal - 3 Place			
332-0612	2	Marker, Strip - 3 Place			
307-0819	3	Relay - Low Oil Pressure And High Water Temperature Pre-Alarm And Low Engine Temperature			
307-0778	3	Spring, Relay Holddown			
301-2393	1	Bracket, Relay Mounting (Low Oil Pressure And High Water Temperature)			
301-3252	1	Bracket, Relay Mounting (Low Engine Temperature And Generating Relay)			
307-1143	1	Relay, Generating			
323-0760	1	Socket, Generating Relay			
307-1157	1	Spring, Generating Relay Holddown			
301-2330	1	Panel, Upper Control			
312-0145	3	Capacitor (.1 Mfd) Meter Panel Terminal Block			

SPECIAL PARTS LIST FOR MODEL 15.0RDJC-4XR SPEC 12228AA
 FOR STANDARD PARTS REFER TO CATALOG 974-0221 KEY NO. 1
 (PARTS CATALOG ALSO CONTAINS COMPONENTS FOR MAJOR OPTIONAL FEATURES LISTED BELOW)

WIRING DIAGRAM NO. (ENG)612-4842-01(AC)612-4817-05

PART NO.	QTY.	DESCRIPTION	PART NO.	QTY.	DESCRIPTION
Note: Radiator Cooled Overspeed Switch Housed Low Engine Temperature Switch AC Meter Panel Water Jacket Heater					
309-0179	1	Switch, High Water Temperature (Standard Part) Side Mounted On Water Outlet Housing			
309-0178	1	Switch, High Water Temperature Top Mounted On Water Outlet Housing			
309-0169	1	Switch, Low Oil Pressure (Standard Part) Mounted Down - Closes At 14 Lbs.			
309-0064	1	Switch, Low Oil Pressure (Mounted Horizontally) Closes At 9 Lbs.			
502-0058	1	Tee, Low Oil Pressure Switches Mounting			
103-0521	1	Backplate, Gearcase			
405-1889	1	Shield, Rain			
338-0768	1	Harness, Wiring - Voltage Regulator To Exciter Stator			
307-0848	1	Relay, Time Delay - Low Oil Pressure			
320-0259	1	Limiter, Cranking			
332-0611	2	Block, Terminal - 3 Place			
332-0612	1	Strip, Marker - 3 Place			
307-0819	3	Relay - Low Oil Pressure And High Water Temperature Pre-Alarm And Low Engine Temperature			
307-0778	3	Spring, Relay Holddown			
301-2393	1	Bracket, Relay Mounting (Low Oil Pressure And High Water Temperature)			
301-3252	1	Bracket, Relay Mounting (Low Engine Temperature And Generating Relay)			
307-1143	1	Relay, Generating			
323-0760	1	Socket, Generating Relay			
307-1157	1	Spring, Generating Relay Holddown			
301-2308	1	Panel, Upper Control			

SPECIAL PARTS LIST FOR MODEL 15.ORDJC-5DR50 SPEC 12228AA
 FOR STANDARD PARTS REFER TO CATALOG 974-0221 KEY NO. 1
 (PARTS CATALOG ALSO CONTAINS COMPONENTS FOR MAJOR OPTIONAL FEATURES LISTED BELOW)

WIRING DIAGRAM NO. (ENG)612-4875-01(AC)612-4818-07

PART NO.	QTY.	DESCRIPTION	PART NO.	QTY.	DESCRIPTION
Note: Pennsylvania Approved Note: Radiator Cooled Overspeed Switch Housed Low Engine Temperature Switch AC Meter Panel Water Jacket Heater			307-1143	1	Relay, Generating
			323-0760	1	Socket, Generating Relay
			307-1157	1	Spring, Generating Relay Holddown
			301-2204	1	Panel, Upper Control
309-0179	1	Switch, High Water Temperature - Side Mounted On Water Outlet Housing			
309-0178	1	Switch, High Water Temperature - Top Mounted On Water Outlet Housing			
309-0169	1	Switch, Low Oil Pressure - Mounted Down - Closes At 14 Lbs.			
309-0064	1	Switch, Low Oil Pressure - Mounted Horizontally - Closes At 9 Lbs.			
502-0058	1	Tee, Low Oil Pressure Switches Mounting			
405-1889	1	Shield, Rain			
338-0768	1	Harness, Wiring - Voltage Regulator To Exciter Stator			
103-0521	1	Backplate, Gearcase			
307-0848	1	Relay, Time Delay - Low Oil Pressure			
320-0259	1	Limiter, Cranking			
332-1005	1	Block, Terminal - 20 Place			
332-1006	1	Strip, Marker - 20 Place			
332-0611	2	Block, Terminal - 3 Place			
332-0612	1	Strip, Marker - 3 Place			
307-0819	3	Relay - Low Oil Pressure And High Water Temperature Pre-Alarm And Low Engine Temperature			
301-2125	1	Panel, Lower Control			
307-0778	3	Spring, Relay Holddown			
301-2393	1	Bracket, Relay Mounting (Low Oil Pressure And High Water Temperature Pre-Alarm)			
301-3252	1	Bracket, Relay Mounting (Low Engine Temperature And Generating Relay)			

SPECIAL PARTS LIST FOR **MODEL** 15.0RDJC-4XR **SPEC** 12315T
 FOR STANDARD PARTS REFER TO **CATALOG** 974-0221 **KEY NO.** 1
 (PARTS CATALOG ALSO CONTAINS COMPONENTS FOR MAJOR OPTIONAL FEATURES LISTED BELOW)

WIRING DIAGRAM NO. (ENG)612-2749-01(AC)612-1726-02

PART NO.	QTY.	DESCRIPTION	PART NO.	QTY.	DESCRIPTION
Note: Radiator Cooled Overspeed Switch Water Jacket Heater AC Meter Panel					
220-0810	1	Stator, Wound			
320-0259	1	Limiter, Cranking			
332-0795	1	Block, Terminal - 16 Place			
332-0862	1	Strip, Marker - 16 Place			
301-2330	1	Panel, Upper Control			
312-0145	3	Capacitor (.1 Mfd) Meter Panel Terminal Block			

SPECIAL PARTS LIST FOR **MODEL** 15.ORDJC-4XR **SPEC** 12315AA
 FOR STANDARD PARTS REFER TO **CATALOG** 974-0221 **KEY NO.** 1
 (PARTS CATALOG ALSO CONTAINS COMPONENTS FOR MAJOR OPTIONAL FEATURES LISTED BELOW)
WIRING DIAGRAM NO. (ENG)612-2749-01(AC)612-4817-02

PART NO.	QTY.	DESCRIPTION	PART NO.	QTY.	DESCRIPTION
Note: Radiator Cooled Overspeed Switch AC Meter Panel Water Jacket Heater					
103-0521	1	Backplate, Gearcase			
338-0768	1	Harness, Wiring - Voltage Regulator To Exciter Stator			
320-0259	1	Limiter, Cranking			
332-0795	1	Block, Terminal - 16 Place			
332-0862	1	Strip, Marker - 16 Place			
301-2308	1	Panel, Upper Control			

SPECIAL PARTS LIST FOR **MODEL** 15.ORDJC-5DR **SPEC** 12315AA
 FOR STANDARD PARTS REFER TO **CATALOG** 974-0221 **KEY NO.** 1
 (PARTS CATALOG ALSO CONTAINS COMPONENTS FOR MAJOR OPTIONAL FEATURES LISTED BELOW)

WIRING DIAGRAM NO. (ENG)612-2749-01(AC)612-4818-02

PART NO.	QTY.	DESCRIPTION	PART NO.	QTY.	DESCRIPTION
Note: Radiator Cooled Overspeed Switch Water Jacket Heater AC Meter Panel					
103-0521	1	Backplate, Gearcase			
338-0768	1	Harness, Wiring - Voltage Regulator To Exciter Stator			
320-0259	1	Limiter, Cranking			
332-0795	1	Block, Terminal - 16 Place			
332-0862	1	Strip, Marker - 16 Place			
301-2204	1	Panel, Upper Control			

SPECIAL PARTS LIST FOR **MODEL** 15.ORDJC-4XR **SPEC** 12338T
 FOR STANDARD PARTS REFER TO **CATALOG** 974-0221 **KEY NO.** 1
 (PARTS CATALOG ALSO CONTAINS COMPONENTS FOR MAJOR OPTIONAL FEATURES LISTED BELOW)

WIRING DIAGRAM NO. (ENG)612-2749-01(AC)612-1726-02

PART NO.	QTY.	DESCRIPTION	PART NO.	QTY.	DESCRIPTION
Note: Radiator Cooled Overspeed Switch Water Jacket Heater AC Meter Panel					
405-1157	1	Flange, Air Duct Adapter			
220-0810	1	Stator, Wound			
320-0259	1	Limiter, Cranking			
332-0795	1	Block, Terminal - 16 Place			
332-0862	1	Strip, Marker - 16 Place			
301-2330	1	Panel, Upper Control			
312-0145	3	Capacitor (.1 Mfd) Meter Panel Terminal Block			

SPECIAL PARTS LIST FOR **MODEL** 15.0RDJC-5DR **SPEC** 12338T
 FOR STANDARD PARTS REFER TO **CATALOG** 974-0221 **KEY NO.** 1
 (PARTS CATALOG ALSO CONTAINS COMPONENTS FOR MAJOR OPTIONAL FEATURES LISTED BELOW)
WIRING DIAGRAM NO. (ENG)612-2749-01(AC)612-1593-04

PART NO.	QTY.	DESCRIPTION	PART NO.	QTY.	DESCRIPTION
Note: Radiator Cooled Overspeed Switch Water Jacket Heater AC Meter Panel					
405-1157	1	Flange, Air Duct Adapter			
220-0877	1	Stator, Wound			
320-0259	1	Limiter, Cranking			
332-0795	1	Block, Terminal - 16 Place			
332-0862	1	Strip, Marker - 16 Place			
301-2138	1	Panel, Upper Control			

SPECIAL PARTS LIST FOR **MODEL** 15.ORDJC-5DR **SPEC** 12338AA
 FOR STANDARD PARTS REFER TO **CATALOG** 974-0221 **KEY NO.** 1
 (PARTS CATALOG ALSO CONTAINS COMPONENTS FOR MAJOR OPTIONAL FEATURES LISTED BELOW)

WIRING DIAGRAM NO. (ENG)612-2749-01(AC)612-4818-02

PART NO.	QTY.	DESCRIPTION	PART NO.	QTY.	DESCRIPTION
Note: Radiator Cooled Overspeed Switch Water Jacket Heater AC Meter Panel					
103-0521	1	Backplate, Gearcase			
405-1157	1	Flange, Air Duct Adapter			
338-0768	1	Harness, Wiring - Voltage Regulator To Exciter Stator			
320-0259	1	Limiter, Cranking			
332-0795	1	Block, Terminal - 16 Place			
332-0862	1	Strip, Marker - 16 Place			
301-2204	1	Panel, Upper Control			

SPECIAL PARTS LIST FOR MODEL 15.0RDJC-4XR SPEC 12338AB
 FOR STANDARD PARTS REFER TO CATALOG 974-0221 KEY NO. 1
 (PARTS CATALOG ALSO CONTAINS COMPONENTS FOR MAJOR OPTIONAL FEATURES LISTED BELOW)
 WIRING DIAGRAM NO. (ENG) 612-5506-01 (AC) 612-5501-02

PART NO.	QTY.	DESCRIPTION	PART NO.	QTY.	DESCRIPTION
Note: Radiator Cooled Overspeed Switch Water Jacket Heater AC Meter Panel					
103-0521	1	Backplate, Gearcase			
405-1157	1	Flange, Air Duct Adapter			
338-0766	1	Harness, Wiring - Voltage Regulator To Exciter Stator			
320-0259	1	Limiter, Cranking			
301-2308	1	Panel, Upper Control			

SPECIAL PARTS LIST FOR **MODEL** 15.0RDJC-4R **SPEC** 12441AA
 FOR STANDARD PARTS REFER TO **CATALOG** 974-0221 **KEY NO.** 2
 (PARTS CATALOG ALSO CONTAINS COMPONENTS FOR MAJOR OPTIONAL FEATURES LISTED BELOW)

WIRING DIAGRAM NO. (ENG) 612-2749-01(AC) 612-4816-02

PART NO.	QTY.	DESCRIPTION	PART NO.	QTY.	DESCRIPTION
Note: City Water Cooled Heat Exchanger Overspeed Switch AC Meter Panel					
104-0548	1	Flywheel Assembly			
104-0957	1	Hub And Pulley, Flywheel			
104-0510	1	Guard, Flywheel			
306-0195	1	Plate, Starter Relay Mtg.			
336-0989	1	Lead, Relay To Starter - 7"			
505-0135	3	Nipple, Half - 3/8 X 1-1/2" - Water Inlet - Pump To Block			
502-0258	2	Nipple, Half - Brass - 3/8 X 2" Water Pump Inlet			
502-0085	2	Nipple, Close - Brass - 3/8" Water Pump Inlet			
502-0263	2	Elbow, Brass - 3/8"-90° Water Pump Inlet			
338-0768	1	Harness, Wiring - Voltage Regulator To Exciter Stator			
320-0259	1	Limiter, Cranking			
332-0795	1	Block, Terminal - 16 Place			
332-0862	1	Strip, Marker - 16 Place			
301-2204	1	Panel, Upper Control			



**Power
Generation**

Jan. 1, 1980

Revised

Redistribution or publication of this document
by any means, is strictly prohibited.

Page 1 of 1

SPECIAL PARTS LIST FOR **MODEL** 15.ORDJC-9XR **SPEC** 12441AA
FOR STANDARD PARTS REFER TO CATALOG 974-0221 **KEY NO.** 2
(PARTS CATALOG ALSO CONTAINS COMPONENTS FOR MAJOR OPTIONAL FEATURES LISTED BELOW)

WIRING DIAGRAM NO. (ENG)612-2749-01 (AC)612-4892-02

PART NO.	QTY.	DESCRIPTION	PART NO.	QTY.	DESCRIPTION
Note: City Water Cooled Overspeed Switch AC Meter Panel					
104-0548	1	Flywheel Assembly			
104-0957	1	Hub And Pulley, Flywheel			
104-0510	1	Guard, Flywheel			
306-0195	1	Plate, Starter Relay Mtg.			
336-0989	1	Lead, Relay To Starter - 7"			
505-0135	3	Nipple, Half - 3/8 X 1-1/2" - Water Inlet - Pump To Block			
502-0258	2	Nipple, Half - Brass - 3/8 X 2" Water Pump Inlet			
502-0085	2	Nipple, Close - Brass - 3/8" Water Pump Inlet			
502-0263	2	Elbow, Brass - 3/8"-90° Water Pump Inlet			
320-0259	1	Limiter, Cranking			
332-0795	1	Block, Terminal - 16 Place			
332-0862	1	Strip, Marker - 16 Place			
301-3736	1	Panel, Upper Control			

SPECIAL PARTS LIST FOR **MODEL** 15.ORDJC-18R **SPEC** 12503AA
FOR STANDARD PARTS REFER TO CATALOG 974-0221 **KEY NO.** 1
(PARTS CATALOG ALSO CONTAINS COMPONENTS FOR MAJOR OPTIONAL FEATURES LISTED BELOW)
WIRING DIAGRAM NO. (ENG) 612-4842-01 (AC) 612-4814-04

PART NO.	QTY.	DESCRIPTION	PART NO.	QTY.	DESCRIPTION
Note: Radiator Cooled Overspeed Switch Housed Water Jacket Heater Low Engine Temperature Switch					
309-0179	1	Switch, High Water Temperature (Standard Part) Side Mounted On Water Outlet Housing			
309-0178	1	Switch, High Water Temperature Top Mounted On Water Outlet Housing			
309-0169	1	Switch, Low Oil Pressure (Standard Part) Mounted Down - Closes At 14 Lbs.			
309-0064	1	Switch, Low Oil Pressure (Mounted Horizontally) Closes At 9 Lbs.			
502-0058	1	Tee, Low Oil Pressure Switches Mounting			
103-0521	1	Backplate, Gearcase			
405-1889	1	Shield, Rain			
338-0768	1	Harness, Wiring - Voltage Regulator To Exciter Stator			
307-0848	1	Relay, Time Delay - Low Oil Pressure			
320-0259	1	Limiter, Cranking			
332-0611	2	Block, Terminal - 3 Place			
332-0612	1	Strip, Marker - 3 Place			
307-0819	3	Relay - Low Oil Pressure And High Water Temperature Pre-Alarm And Low Engine Temperature			
307-0778	3	Spring, Relay Holddown			
301-2393	1	Bracket, Relay Mounting - Low Oil Pressure And High Water Temperature			
301-3252	1	Bracket, Relay Mounting - Low Engine Temperature And Generating Relay			
307-1143	1	Relay, Generating			
323-0760	1	Socket, Generating Relay			
307-1157	1	Spring, Generating Relay Holddown			
301-2019	1	Panel, Upper Control			

SPECIAL PARTS LIST FOR **MODEL** 15.ORDJC-4R50 **SPEC** 12665U
FOR STANDARD PARTS REFER TO CATALOG 974-0221 **KEY NO.** 1
(PARTS CATALOG ALSO CONTAINS COMPONENTS FOR MAJOR OPTIONAL FEATURES LISTED BELOW)

WIRING DIAGRAM NO. (ENG)-612-4731-02 (AC) 612-2140-02

PART NO.	QTY.	DESCRIPTION	PART NO.	QTY.	DESCRIPTION
Note: Pennsylvania Approved Note: Radiator Cooled Overspeed Switch Water Jacket Heater AC Meter Panel					
309-0179	1	Switch, High Water Temperature - Side Mounted On Water Outlet Housing			
309-0178	1	Switch, High Water Temperature - Top Mounted On Water Outlet Housing			
309-0169	1	Switch, Low Oil Pressure - Mounted Down - Closes At 14 Lbs.			
309-0064	1	Switch, Low Oil Pressure - Mounted Horizontally - Closes At 9 Lbs.			
502-0058	1	Tee, Low Oil Pressure Switches Mounting			
405-1157	1	Flange, Air Duct Adapter			
220-0835	1	Stator, Wound			
307-0848	1	Relay, Time Delay - Low Oil Pressure			
307-0658	1	Relay, Time Delay Pre-Heat (60 Second)			
320-0259	1	Limiter, Cranking			
332-1005	1	Block, Terminal - 20 Place			
332-1006	1	Strip, Marker - 20 Place			
332-0611	3	Block, Terminal - 3 Place			
332-0612	2	Strip, Marker - 3 Place			
307-0819	2	Relay - Low Oil Pressure And High Water Temperature Pre-Alarm			
307-0778	2	Spring, Relay Holddown			
301-3252	2	Bracket, Mounting-Pre-Heat And Pre-Alarm Relays			
301-2453	1	Panel, Upper Control			

SPECIAL PARTS LIST FOR MODEL 15.0RDJC-4XR SPEC 12680AA
 FOR STANDARD PARTS REFER TO CATALOG 974-0221 KEY NO. 1
 (PARTS CATALOG ALSO CONTAINS COMPONENTS FOR MAJOR OPTIONAL FEATURES LISTED BELOW)

WIRING DIAGRAM NO. (ENG)612-4880-01 (AC)612-4817-02

PART NO.	QTY.	DESCRIPTION	PART NO.	QTY.	DESCRIPTION
Note: Radiator Cooled Overspeed Switch Water Jacket Heater Low Engine Temperature Switch AC Meter Panel					
103-0521	1	Backplate, Gearcase			
405-1157	1	Flange, Air Duct Adapter			
338-0768	1	Harness, Wiring - Voltage Regulator To Exciter Stator			
320-0259	1	Limiter, Cranking			
301-3252	1	Bracket, Relay Mounting (Low Engine Temperature And Generating Relay)			
307-1143	1	Relay, Generating			
323-0760	1	Socket, Generating Relay			
307-1157	1	Spring, Generating Relay Holddown			
301-2308	1	Panel, Upper Control			

The following catalog
has gaps in its page
numbers, or doesn't
have any numbers.
We have chosen to
leave the page
numbering in the
order that Acrobat
assigns it.

SPECIAL PARTS LIST FOR MODEL 15.0RDJC-3R SPEC 16607AA
 FOR STANDARD PARTS REFER TO CATALOG 974-0221 KEY NO. 1
 (PARTS CATALOG ALSO CONTAINS COMPONENTS FOR MAJOR OPTIONAL FEATURES LISTED BELOW)

WIRING DIAGRAM NO. (ENG) 612-5160-01 (AC) 612-4815-07

PART NO.	QTY.	DESCRIPTION	PART NO.	QTY.	DESCRIPTION
Note: Radiator Cooled Overspeed Switch Housed Water Jacket Heater Low Engine Temperature Switch AC Meter Panel					
103-0521	1	Backplate, Gearcase			
338-0768	1	Harness, Wiring - Voltage Regulator To Exciter Stator			
307-1149	1	Relay, Time Delay (Cycle Cranker) 1 - 300 Seconds			
307-0597	2	Relay - Pilot (1) Fuel (1)			
332-0611	2	Block, Terminal - 3 Place			
332-0612	1	Strip, Marker - 3 Place			
301-2574	1	Panel, Lower Control			
307-0597	2	Relay - Pilot (1) Fuel (1)			
307-0696	1	Relay, Cycle Cranker (10 Seconds)			
307-0734	1	Relay, Cycle Cranker (5 Seconds)			
301-2393	1	Bracket, Relay Mounting (5 & 10 Second Crankers)			
307-1143	1	Relay, Generating			
301-3252	1	Bracket, Relay Mounting (Low Engine Temperature And Generating Relay)			
323-0760	1	Socket, Generating Relay			
307-1157	1	Spring, Generating Relay Holddown			
301-2288	1	Panel, Upper Control			

SPECIAL PARTS LIST FOR **MODEL** 15.ORDJC-3R **SPEC** 16613AB
 FOR STANDARD PARTS REFER TO **CATALOG** 974-0221 **KEY NO.** 1
 (PARTS CATALOG ALSO CONTAINS COMPONENTS FOR MAJOR OPTIONAL FEATURES LISTED BELOW)

WIRING DIAGRAM NO. (ENG)612-5488-01(AC)612-5486-07

PART NO.	QTY.	DESCRIPTION	PART NO.	QTY.	DESCRIPTION
----------	------	-------------	----------	------	-------------

Note: Radiator Cooled
 Housed
 AC Meter Panel

103-0521	1	Backplate, Gearcase
405-1889	1	Shield, Rain
320-0259	1	Limiter, Cranking
301-2288	1	Panel, Upper Control

The Following Parts Refer To The Voltage
 Regulator Filter:

232-2589	1	Regulator Filter Package - Complete
232-2462	1	Box, Mounting
232-2463	1	Cover, Mounting Box
312-0197	1	Capacitor
312-0198	2	Bracket, Capacitor Mounting
508-0071	1	Grommet, Rubber
304-0120	2	Resistor, Fixed - 2 Ohms, 25 Watt
304-0015	4	Washer, Resistor Centering
304-0292	2	Insulator, Resistor
813-0112	2	Screw, Machine - Round Head (10-32 X 2-1/2") Resistor Mounting
338-1165	1	Harness, Wiring
332-0942	2	Cable, Tie
625-1310	-	Diagram, Wiring

SPECIAL PARTS LIST FOR MODEL 15.0RDJC-3R SPEC 16635AA
 FOR STANDARD PARTS REFER TO CATALOG 974-0221 KEY NO. 1
 (PARTS CATALOG ALSO CONTAINS COMPONENTS FOR MAJOR OPTIONAL FEATURES LISTED BELOW)

WIRING DIAGRAM NO. (ENG)612-2749-01(AC)612-5163-17

PART NO.	QTY.	DESCRIPTION	PART NO.	QTY.	DESCRIPTION
Note: Radiator Cooled Overspeed Switch Housed Water Jacket Heater AC Meter Panel Oil Bath Air Cleaner					
140-1260	1	Fitting, Safety Filter-Air Cleaner Adapter To Restriction Indicator			
140-1212	1	Adapter, Air Cleaner Hose			
503-0274	2	Clamp, Air Cleaner Hose			
505-0008	1	Plug, Air Cleaner Adapter			
103-0521	1	Backplate, Gearcase			
140-0880	1	Bracket, Air Cleaner Mtg.			
405-1889	1	Shield, Rain			
338-0768	1	Harness, Wiring - Voltage Regulator To Exciter Stator			
320-0259	1	Limiter, Cranking			
332-0795	1	Block, Terminal - 16 Place			
332-0862	1	Strip, Marker - 16 Place			
323-0383	1	Receptacle, Duplex			
301-2346	1	Panel, Upper Control			

SPECIAL PARTS LIST FOR **MODEL** 15.ORDJC-3R50 **SPEC** 16653AA
FOR STANDARD PARTS REFER TO CATALOG 974-0221 **KEY NO.** 1
(PARTS CATALOG ALSO CONTAINS COMPONENTS FOR MAJOR OPTIONAL FEATURES LISTED BELOW)

WIRING DIAGRAM NO. (ENG)612-4876-01(AC)612-4815-12

PART NO.	QTY.	DESCRIPTION	PART NO.	QTY.	DESCRIPTION
Note: Radiator Cooled Note: Pennsylvania Approved Overspeed Switch Water Jacket Heater AC Meter Panel					
309-0179	1	Switch, High Water Temperature (Standard Part) Side Mounted On Water Outlet Housing			
309-0178	1	Switch, High Water Temperature Top Mounted On Water Outlet Housing			
309-0169	1	Switch, Low Oil Pressure (Standard Part) Mounted Down - Closes At 14 Lbs.			
309-0064	1	Switch, Low Oil Pressure (Mounted Horizontally) Closes At 9 Lbs.			
502-0058	1	Tee, Low Oil Pressure Switches Mounting			
103-0521	1	Backplate, Gearcase			
338-0768	1	Harness, Wiring - Voltage Regulator To Exciter Stator			
405-1157	1	Flange, Air Duct Adapter			
307-0848	1	Relay, Time Delay - Low Oil Pressure			
320-0259	1	Limiter, Cranking			
332-1005	1	Block, Terminal - 20 Place			
332-1006	1	Strip, Marker - 20 Place			
307-0819	2	Relay - Low Oil Pressure And High Water Temperature Pre-Alarm			
301-2125	1	Panel, Lower Control			
307-0778	2	Spring, Relay Holddown			
301-2393	1	Bracket, Relay Mounting (Low Oil Pressure And High Water Temperature Pre-Alarm)			
301-2288	1	Panel, Upper Control			

SPECIAL PARTS LIST FOR **MODEL** 15.ORDJC-3CR **SPEC** 16703AA
 FOR STANDARD PARTS REFER TO **CATALOG** 974-0221 **KEY NO.** 1
 (PARTS CATALOG ALSO CONTAINS COMPONENTS FOR MAJOR OPTIONAL FEATURES LISTED BELOW)

WIRING DIAGRAM NO. (ENG) 612-2749-01 (AC) 612-4814-01

PART NO.	QTY.	DESCRIPTION	PART NO.	QTY.	DESCRIPTION
----------	------	-------------	----------	------	-------------

Note: Radiator Cooled
 Overload Switch
 Water Jacket Heater

103-0521	1	Backplate, Gearcase
405-1157	1	Flange, Air Duct Adapter
338-0768	1	Harness, Wiring - Voltage Regulator To Exciter Stator
320-0259	1	Limiter, Cranking
332-0795	1	Block, Terminal - 16 Place
332-0862	1	Strip, Marker - 16 Place
301-2019	1	Panel, Upper Control

SPECIAL PARTS LIST FOR MODEL 15.0RDJC-3R SPEC 16716AA
 FOR STANDARD PARTS REFER TO CATALOG 974-0221 KEY NO. 1
 (PARTS CATALOG ALSO CONTAINS COMPONENTS FOR MAJOR OPTIONAL FEATURES LISTED BELOW)

WIRING DIAGRAM NO. (ENG)612-5178-01(AC)612-5177-03

PART NO.	QTY.	DESCRIPTION	PART NO.	QTY.	DESCRIPTION
Note: Radiator Cooled Overspeed Switch AC Meter Panel					
509-0112	1	Seal, Crankshaft Rear			
155-1100	1	Tube, Exhaust Outlet			
191-0506	1	Seal, Dirt - Starter			
191-0505	1	Plate, Cover - Starter			
520-0662	2	Stud - 3/8-16 X 2" - Starter Flange Mounting			
103-0523	1	Gearcase Assembly - Complete			
509-0111	1	Seal, Oil - Gearcase			
191-0776	1	Bracket, Belt Tightener			
191-0777	1	Bracket, Alternator - Front			
191-0778	1	Bracket, Alternator Mtg.			
191-0623	1	Pulley, Alternator			
511-0072	1	Belt, Alternator			
191-0844	1	Alternator (35 Amp, 12 Volt) Motorola No. 70D44854B23			
191-0874	1	Regulator, Voltage - Alternator			
103-0521	1	Backplate, Gearcase			
405-1157	1	Flange, Air Duct Adapter			
338-0768	1	Harness, Wiring - Voltage Regulator To Exciter Stator			
130-1097	1	Guard, Fan			
307-0819	1	Relay, Fuel Solenoid			
320-0259	1	Limiter, Cranking			
302-0061	1	Ammeter, Charge (30-0-30)			
301-2288	1	Panel, Upper Control			
301-4064	1	Brace, Saddle			
301-4071	1	Plate, Control Mounting			
320-0617	2	Breaker, Circuit - 80 Amp			

SPECIAL PARTS LIST FOR MODEL 15.ORDJC-3R SPEC 16752AA
 FOR STANDARD PARTS REFER TO CATALOG 974-0221 KEY NO. 1
 (PARTS CATALOG ALSO CONTAINS COMPONENTS FOR MAJOR OPTIONAL FEATURES LISTED BELOW)

WIRING DIAGRAM NO. (ENG) 612-4880-01 (AC) 612-4815-07

PART NO.	QTY.	DESCRIPTION	PART NO.	QTY.	DESCRIPTION
Note: Radiator Cooled Overspeed Switch Housed Water Jacket Heater AC Meter Panel Low Engine Temperature Switch					
103-0521	1	Backplate, Gearcase			
338-0768	1	Harness, Wiring - Voltage Regulator To Exciter Stator			
320-0259	1	Limiter, Cranking			
301-3252	1	Bracket, Relay Mounting (Low Engine Temperature And Generating Relay)			
307-1143	1	Relay, Generating			
323-0760	1	Socket, Generating Relay			
307-1157	1	Spring, Generating Relay Holddown			
301-2288	1	Panel, Upper Control			

SPECIAL PARTS LIST FOR MODEL 12.5RDJC-55DR SPEC 16771AA
 FOR STANDARD PARTS REFER TO CATALOG 974-0221 KEY NO. 1
 (PARTS CATALOG ALSO CONTAINS COMPONENTS FOR MAJOR OPTIONAL FEATURES LISTED BELOW)

WIRING DIAGRAM NO. (ENG) 612-2730-01 (AC) 612-4818-04

PART NO.	QTY.	DESCRIPTION	PART NO.	QTY.	DESCRIPTION
Note: Radiator Cooled AC Meter Panel					
220-2051	1	Stator, Wound			
301-2204	1	Panel, Upper Control			
103-0521	1	Backplate, Gearcase			
The Following Parts Refer To The Voltage Regulator Filter:					
232-2589	1	Regulator Filter Package - Complete			
232-2462	1	Box, Mounting			
232-2463	1	Cover, Mounting Box			
312-0197	1	Capacitor			
312-0198	2	Bracket, Capacitor Mounting			
508-0071	1	Grommet, Rubber			
304-0120	2	Resistor, Fixed - 2 Ohms, 25 Watt			
304-0015	4	Washer, Resistor Centering			
304-0292	2	Insulator, Resistor			
813-0112	2	Screw, Machine - Round Head (10-32 X 2-1/2") Resistor Mounting			
338-1165	1	Harness, Wiring			
332-0942	2	Cable, Tie			
625-1310	-	Diagram, Wiring			

SPECIAL PARTS LIST FOR MODEL 15.ORDJC-3R SPEC 16784AA
 FOR STANDARD PARTS REFER TO CATALOG 974-0221 KEY NO. 1
 (PARTS CATALOG ALSO CONTAINS COMPONENTS FOR MAJOR OPTIONAL FEATURES LISTED BELOW)

WIRING DIAGRAM NO. (ENG) 612-2730-01 (AC) 612-4815-07

PART NO.	QTY.	DESCRIPTION	PART NO.	QTY.	DESCRIPTION
----------	------	-------------	----------	------	-------------

Note: Radiator Cooled

AC Meter Panel

Housed

Water Jacket Heater

103-0521	1	Backplate, Gearcase
405-1889	1	Shield, Rain
301-2288	1	Panel, Upper Control

The Following Parts Refer To The Voltage
Regulator Filter:

232-2589	1	Regulator Filter Package - Complete
232-2462	1	Box, Mounting
232-2463	1	Cover, Mounting Box
312-0197	1	Capacitor
312-0198	2	Bracket, Capacitor Mounting
508-0071	1	Grommet, Rubber
304-0120	2	Resistor, Fixed - 2 Ohms, 25 Watt
304-0015	4	Washer, Resistor Centering
304-0292	2	Insulator, Resistor
813-0112	2	Screw, Machine - Round Head (10-32 X 2-1/2") Resistor Mounting
338-1165	1	Harness, Wiring
332-0942	2	Cable, Tie
625-1310	-	Diagram, Wiring

SPECIAL PARTS LIST FOR MODEL 15.0RDJC-3R50 SPEC 16859AA
 FOR STANDARD PARTS REFER TO CATALOG 974-0221 KEY NO. 1
 (PARTS CATALOG ALSO CONTAINS COMPONENTS FOR MAJOR OPTIONAL FEATURES LISTED BELOW)

WIRING DIAGRAM NO. (ENG)612-5172-01(AC)612-4815-02

PART NO.	QTY.	DESCRIPTION	PART NO.	QTY.	DESCRIPTION
Note: Radiator Cooled			307-1143	1	Relay, Generating
Note: Pennsylvania Approved			323-0760	1	Socket, Generating Relay
Overspeed Switch			307-1157	1	Spring, Generating Relay
AC Meter Panel					Holddown
309-0179	1	Switch, High Water Temperature (Standard Part) Side Mounted On Water Outlet Housing	301-2288	1	Panel, Upper Control
309-0178	1	Switch, High Water Temperature - Top Mounted On Water Outlet Housing			
309-0169	1	Switch, Low Oil Pressure (Standard Part) Mounted Down - Closes At 14 Lbs.			
309-0064	1	Switch, Low Oil Pressure (Mounted Horizontally) Closes At 9 Lbs.			
502-0058	1	Tee, Low Oil Pressure Switches Mounting			
103-0521	1	Backplate, Gearcase			
405-1157	1	Flange, Air Duct Adapter			
338-0768	1	Harness, Wiring - Voltage Regulator To Exciter Stator			
307-0696	1	Relay, Cycle Cranker (10 Seconds)			
307-0734	1	Relay, Cycle Cranker (5 Seconds)			
307-0597	2	Relay - Pilot (1) Fuel (1)			
307-0848	1	Relay, Time Delay - Low Oil Pressure			
320-0259	1	Limiter, Cranking			
353-0015	1	Resistor, Fixed - 3.5 Ohm, 10 Watt (Cranking Limiter)			
332-1005	1	Block, Terminal - 20 Place			
332-1006	1	Strip, Marker - 20 Place			
332-0611	2	Block, Terminal - 3 Place			
332-0612	1	Strip, Marker - 3 Place			
307-0819	2	Relay - Low Oil Pressure And High Water Temperature Pre-Alarm			
301-2125	1	Panel, Lower Control			
307-0778	2	Spring, Relay Holddown			
301-2393	2	Bracket, Relay Mounting (Low Oil Pressure And High Water Temperature Pre-Alarm (1)) (5 & 10 Second Crankers (1))			
301-3252	1	Bracket, Relay Mounting (Low Engine Temperature And Generating Relay)			

SPECIAL PARTS LIST FOR MODEL 15.ORDJC-3R SPEC 17002AB
 FOR STANDARD PARTS REFER TO CATALOG 974-0221 KEY NO. 1
 (PARTS CATALOG ALSO CONTAINS COMPONENTS FOR MAJOR OPTIONAL FEATURES LISTED BELOW)
 WIRING DIAGRAM NO. (ENG) 612-5506-01 (AC) 612-5486-17

PART NO.	QTY.	DESCRIPTION	PART NO.	QTY.	DESCRIPTION
Note: Radiator Cooled Overspeed Switch Housed Water Jacket Heater AC Meter Panel					
103-0521	1	Backplate, Gearcase			
405-1889	1	Shield, Rain			
338-0768	1	Harness, Wiring - Voltage Regulator To Exciter Stator			
320-0259	1	Limiter, Cranking			
301-2288	1	Panel, Upper Control			

SPECIAL PARTS LIST FOR MODEL 15.ORDJC-3R SPEC 17069AA
 FOR STANDARD PARTS REFER TO CATALOG 974-0221 KEY NO. 1
 (PARTS CATALOG ALSO CONTAINS COMPONENTS FOR MAJOR OPTIONAL FEATURES LISTED BELOW)

WIRING DIAGRAM NO. (ENG) 612-5178-01 (AC) 612-5177-02

PART NO.	QTY.	DESCRIPTION	PART NO.	QTY.	DESCRIPTION
Note: Radiator Cooled Overspeed Switch AC Meter Panel					
509-0112	1	Seal, Crankshaft Rear			
155-1100	1	Tube, Exhaust Outlet			
191-0506	1	Seal, Dirt - Starter			
191-0505	1	Plate, Cover - Starter			
520-0662	2	Stud - 3/8-16 X 2" - Starter Flange Mounting			
103-0523	1	Gearcase Assembly - Complete			
509-0111	1	Seal, Oil - Gearcase			
191-0776	1	Bracket, Belt Tightener			
191-0777	1	Bracket, Alternator - Front			
191-0778	1	Bracket, Alternator Mtg.			
191-0623	1	Pulley, Alternator			
511-0072	1	Belt, Alternator			
191-0844	1	Alternator (35 Amp, 12 Volt) Motorola No. 70D44854B23			
191-0874	1	Regulator, Voltage - Alternator			
103-0521	1	Backplate, Gearcase			
405-1157	1	Flange, Air Duct Adapter			
338-0768	1	Harness, Wiring - Voltage Regulator To Exciter Stator			
338-1090	1	Harness, Wiring - Alternator			
307-0819	1	Relay, Fuel Solenoid			
320-0259	1	Limiter, Cranking			
302-0061	1	Ammeter, Charge (30-0-30)			
301-2288	1	Panel, Upper Control			
301-4064	1	Brace, Saddle			
301-4071	1	Plate, Control Mounting			

SPECIAL PARTS LIST FOR MODEL 12.5RDJC-53R SPEC 17078AA
FOR STANDARD PARTS REFER TO CATALOG 974-0221 KEY NO. 1
(PARTS CATALOG ALSO CONTAINS COMPONENTS FOR MAJOR OPTIONAL FEATURES LISTED BELOW)

WIRING DIAGRAM NO. (ENG) 612-2730-01 (AC) 612-4815-04

PART NO.	QTY.	DESCRIPTION	PART NO.	QTY.	DESCRIPTION
Note: Radiator Cooled AC Meter Panel					
102-0521	1	Backplate, Gearcase			
301-2288	1	Panel, Upper Control			

SPECIAL PARTS LIST FOR MODEL 15.ORDJC-3R SPEC 17084AA
 FOR STANDARD PARTS REFER TO CATALOG 974-0221 KEY NO. 1
 (PARTS CATALOG ALSO CONTAINS COMPONENTS FOR MAJOR OPTIONAL FEATURES LISTED BELOW)
 WIRING DIAGRAM NO. (ENG) 612-4880-01 (AC) 612-4815-12

PART NO.	QTY.	DESCRIPTION	PART NO.	QTY.	DESCRIPTION
Note: Radiator Cooled Overspeed Switch Water Jacket Heater AC Meter Panel Low Engine Temperature Switch					
103-0521	1	Backplate, Gearcase			
338-0768	1	Harness, Wiring - Voltage Regulator To Exciter Stator			
320-0259	1	Limiter, Cranking			
301-3252	1	Bracket, Relay Mounting (Low Engine Temperature And Generating Relay)			
307-1143	1	Relay, Generating			
323-0760	1	Socket, Generating Relay			
307-1157	1	Spring, Generating Relay Holddown			
301-2288	1	Panel, Upper Control			

SPECIAL PARTS LIST FOR MODEL 15.0RDJC-3CR SPEC 17310AA
 FOR STANDARD PARTS REFER TO CATALOG 974-0221 KEY NO. 1
 (PARTS CATALOG ALSO CONTAINS COMPONENTS FOR MAJOR OPTIONAL FEATURES LISTED BELOW)
 WIRING DIAGRAM NO. (ENG) 612-5094-01 (AC) 612-4814-01

PART NO.	QTY.	DESCRIPTION	PART NO.	QTY.	DESCRIPTION
Note: Radiator Cooled Overspeed Switch Water Jacket Heater					
103-0521	1	Backplate, Gearcase			
405-1157	1	Flange, Air Duct Adapter			
338-0768	1	Harness, Wiring - Voltage Regulator To Exciter Stator			
300-0673	1	Control, Alarm Relay - Complete (Includes Parts Marked *)			
332-1278	1	*Block, Terminal - 12 Place			
307-1058	5	*Relay			
357-0004	5	*Rectifier			
332-1277	1	*Block, Terminal - 8 Place			
323-0811	5	*Socket, Relay			
332-1265	4	*Insulator, Block Mounting			
320-0259	1	Limiter, Cranking			
332-0795	1	Block, Terminal - 16 Place			
332-0862	1	Strip, Marker - 16 Place			
301-2019	1	Panel, Upper Control			
The Following Parts Refer To The Voltage Regulator Filter:					
232-2589	1	Regulator Filter Package - Complete			
232-2462	1	Box, Mounting			
232-2463	1	Cover, Mounting Box			
312-0197	1	Capacitor			
312-0198	2	Bracket, Capacitor Mounting			
508-0071	1	Grommet, Rubber			
304-0120	2	Resistor, Fixed - 2 Ohms, 25 Watt			
304-0015	4	Washer, Resistor Centering			
304-0292	2	Insulator, Resistor			
813-0112	2	Screw, Machine - Round Head (10-32 X 2-1/2") Resistor Mounting			
338-1165	1	Harness, Wiring			
332-0942	2	Cable, Tie			
625-1310	-	Diagram, Wiring			

SPECIAL PARTS LIST FOR MODEL 15.ORDJC-3CR SPEC 17349AA
 FOR STANDARD PARTS REFER TO CATALOG 974-0221 KEY NO. 1
 (PARTS CATALOG ALSO CONTAINS COMPONENTS FOR MAJOR OPTIONAL FEATURES LISTED BELOW)
 WIRING DIAGRAM NO. (ENG) 612-2749-01 (AC) 612-4814-01

PART NO.	QTY.	DESCRIPTION	PART NO.	QTY.	DESCRIPTION
Note: Radiator Cooled Overspeed Switch Water Jacket Heater					
103-0521	1	Backplate, Gearcase			
405-1157	1	Flange, Air Duct Adapter			
338-0768	1	Harness, Wiring - Voltage Regulator To Exciter Stator			
320-0259	1	Limiter, Cranking			
332-0795	1	Block, Terminal - 16 Place			
332-0862	1	Strip, Marker - 16 Place			
301-2019	1	Panel, Upper Control			
The Following Parts Refer To The Voltage Regulator Filter:					
232-2589	1	Regulator Filter Package - Complete			
232-2462	1	Box, Mounting			
232-2463	1	Cover, Mounting Box			
312-0197	1	Capacitor			
312-0198	2	Bracket, Capacitor Mounting			
508-0071	1	Grommet, Rubber			
304-0120	2	Resistor, Fixed - 2 Ohms, 25 Watt			
304-0015	4	Washer, Resistor Centering			
304-0292	2	Insulator, Resistor			
813-0112	2	Screw, Machine - Round Head (10-32 X 2-1/2") Resistor Mounting			
338-1165	1	Harness, Wiring			
332-0942	2	Cable, Tie			
625-1310	-	Diagram, Wiring			

SPECIAL PARTS LIST FOR MODEL 15.0RDJC-3R SPEC 17449AA
 FOR STANDARD PARTS REFER TO CATALOG 974-0221 KEY NO. 1
 (PARTS CATALOG ALSO CONTAINS COMPONENTS FOR MAJOR OPTIONAL FEATURES LISTED BELOW)

WIRING DIAGRAM NO. (ENG) 612-4880-01(AC) 612-4815-12

PART NO.	QTY.	DESCRIPTION	PART NO.	QTY.	DESCRIPTION
Note: Radiator Cooled Overspeed Switch Water Jacket Heater Low Engine Temperature Switch AC Meter Panel					
103-0521	1	Backplate, Gearcase			
405-1157	1	Flange, Air Duct Adapter			
338-0768	1	Harness, Wiring - Voltage Regulator To Exciter Stator			
320-0259	1	Limiter, Cranking			
301-3252	1	Bracket, Relay Mounting (Low Engine Temperature And Generating Relay)			
307-1143	1	Relay, Generating			
323-0760	1	Socket, Generating Relay			
307-1157	1	Spring, Generating Relay Holddown			
301-2288	1	Panel, Upper Control			
The Following Parts Refer To The Voltage Regulator Filter:					
232-2589	1	Regulator Filter Package - Complete			
232-2462	1	Box, Mounting			
232-2463	1	Cover, Mounting Box			
312-0197	1	Capacitor			
312-0198	2	Bracket, Capacitor Mounting			
508-0071	1	Grommet, Rubber			
304-0120	2	Resistor, Fixed - 2 Ohms, 25 Watt			
304-0015	4	Washer, Resistor Centering			
304-0292	2	Insulator, Resistor			
813-0112	2	Screw, Machine - Round Head (10-32 X 2-1/2") Resistor Mounting			
338-1165	1	Harness, Wiring			
332-0942	2	Cable, Tie			
625-1310	-	Diagram, Wiring			

SPECIAL PARTS LIST FOR MODEL 15.ORDJC-3R SPEC 17591AA
 FOR STANDARD PARTS REFER TO CATALOG 974-0221 KEY NO. 1
 (PARTS CATALOG ALSO CONTAINS COMPONENTS FOR MAJOR OPTIONAL FEATURES LISTED BELOW)
 WIRING DIAGRAM NO. (ENG) 612-4667-01(AC) 612-4815-07

PART NO.	QTY.	DESCRIPTION	PART NO.	QTY.	DESCRIPTION
Note: Radiator Cooled Overspeed Switch Housed Water Jacket Heater AC Meter Panel Low Engine Temperature Switch					
103-0521	1	Backplate, Gearcase			
405-1157	1	Flange, Air Duct Adapter			
338-0768	1	Harness, Wiring - Voltage Regulator To Exciter Stator			
300-0673	1	Control, Alarm Relay - Complete (Includes Parts Marked *)			
332-1278	1	*Block, Terminal - 12 Place			
307-1058	5	*Relay			
357-0004	5	*Rectifier			
332-1277	1	*Block, Terminal - 8 Place			
323-0811	5	*Socket, Relay			
332-1265	4	*Insulator, Block Mounting			
320-0259	1	Limiter, Cranking			
307-1143	1	Relay, Generating			
323-0760	1	Socket, Generating Relay			
301-3244	1	Bracket, Generating Relay Mounting			
301-2288	1	Panel, Upper Control			

SPECIAL PARTS LIST FOR MODEL 15.ORDJC-3R SPEC 17666AA
 FOR STANDARD PARTS REFER TO CATALOG 974-0221 KEY NO. 1
 (PARTS CATALOG ALSO CONTAINS COMPONENTS FOR MAJOR OPTIONAL FEATURES LISTED BELOW)

WIRING DIAGRAM NO. (ENG) 612-4842-01 (AC) 612-4815-12

PART NO.	QTY.	DESCRIPTION	PART NO.	QTY.	DESCRIPTION
Note: Radiator Cooled Overspeed Switch Low Engine Temperature Switch AC Meter Panel					
309-0179	1	Switch, High Water Temperature (Standard Part) Side Mounted On Water Outlet Housing			
309-0178	1	Switch, High Water Temperature Top Mounted On Water Outlet Housing			
309-0169	1	Switch, Low Oil Pressure (Standard Part) Mounted Down - Closes At 14 Lbs.			
309-0064	1	Switch, Low Oil Pressure (Mounted Horizontally) Closes At 9 Lbs.			
502-0058	1	Tee, Low Oil Pressure Switches Mounting			
103-0521	1	Backplate, Gearcase			
338-0768	1	Harness, Wiring - Voltage Regulator To Exciter Stator			
307-0848	1	Relay, Time Delay - Low Oil Pressure			
320-0259	1	Limiter, Cranking			
332-0611	2	Block, Terminal - 3 Place			
332-0612	1	Strip, Marker - 3 Place			
307-0819	3	Relay - Low Oil Pressure And High Water Temperature Pre-Alarm And Low Engine Temperature			
307-0778	3	Spring, Relay Holddown			
301-2393	1	Bracket, Relay Mounting (Low Oil Pressure And High Water Temperature)			
301-3252	1	Bracket, Relay Mounting (Low Engine Temperature And Generating Relay)			
307-1143	1	Relay, Generating			
323-0760	1	Socket, Generating Relay			
307-1157	1	Spring, Generating Relay Holddown			
301-2288	1	Panel, Upper Control			

SPECIAL PARTS LIST FOR **MODEL** 15.0RDJC-3CR **SPEC** 17836AA
 FOR STANDARD PARTS REFER TO **CATALOG** 974-0221 **KEY NO.** 1
 (PARTS CATALOG ALSO CONTAINS COMPONENTS FOR MAJOR OPTIONAL FEATURES LISTED BELOW)
WIRING DIAGRAM NO. (ENG)612-2730-01(AC)612-4814-03

PART NO.	QTY.	DESCRIPTION	PART NO.	QTY.	DESCRIPTION
Note: Radiator Cooled Housed					
140-1260	1	Fitting, Safety Filter-Air Cleaner Adapter To Restriction Indicator			
103-0521	1	Backplate, Gearcase			
140-0723	1	Pre-Cleaner, Air Cleaner			
140-1271	1	Brake, Air Cleaner Mtg.			
503-0419	1	Elbow, Air Cleaner			
503-0274	4	Clamp, Air Cleaner Hose			
140-0722	1	Band, Air Cleaner Mounting			
140-0721	1	Cleaner, Air (Includes Element And Baffle)			
140-0765	1	Element, Air Cleaner			
140-1267	1	Baffle, Air Cleaner			
503-0571	1	Hose, Air Cleaner - 4"			
140-0740	1	Tube, Air Cleaner			
301-2019	1	Panel, Upper Control			

SPECIAL PARTS LIST FOR MODEL 15.ORDJC-3CR SPEC 17913AA
 FOR STANDARD PARTS REFER TO CATALOG 974-0221 KEY NO. 1
 (PARTS CATALOG ALSO CONTAINS COMPONENTS FOR MAJOR OPTIONAL FEATURES LISTED BELOW)

WIRING DIAGRAM NO. (ENG) 612-4667-01 (AC) 612-4814-01

PART NO.	QTY.	DESCRIPTION	PART NO.	QTY.	DESCRIPTION
Note: Radiator Cooled Overspeed Switch Low Engine Temperature Switch					
103-0521	1	Backplate, Gearcase			
405-1157	1	Flange, Air Duct Adapter			
338-0768	1	Harness, Wiring - Voltage Regulator To Exciter Stator			
300-0673	1	Control, Alarm Relay - Complete (Includes Parts Marked *)			
332-1278	1	*Block, Terminal - 12 Place			
307-1058	5	*Relay			
357-0004	5	*Rectifier			
332-1277	1	*Block, Terminal - 8 Place			
323-0811	5	*Socket, Relay			
332-1265	4	*Insulator, Block Mounting			
320-0259	1	Limiter, Cranking			
307-1143	1	Relay, Generating			
323-0760	1	Socket, Generating Relay			
301-3244	1	Bracket, Generating Relay Mounting			
301-2019	1	Panel, Upper Control			

SPECIAL PARTS LIST FOR MODEL 15.0RDJC-3CR SPEC 17948AA
 FOR STANDARD PARTS REFER TO CATALOG 974-0221 KEY NO. 1
 (PARTS CATALOG ALSO CONTAINS COMPONENTS FOR MAJOR OPTIONAL FEATURES LISTED BELOW)

WIRING DIAGRAM NO. (ENG) 612-5094-01 (AC) 612-4814-01

PART NO.	QTY.	DESCRIPTION	PART NO.	QTY.	DESCRIPTION
Note: Radiator Cooled Overspeed Switch Water Jacket Heater					
103-0521	1	Backplate, Gearcase			
405-1157	1	Flange, Air Duct Adapter			
338-0768	1	Harness, Wiring - Voltage Regulator To Exciter Stator			
300-0673	1	Control, Alarm Relay - Complete (Includes Parts Marked *)			
332-1278	1	*Block, Terminal - 12 Place			
307-1058	5	*Relay			
357-0004	5	*Rectifier			
332-1277	1	*Block, Terminal - 8 Place			
323-0811	5	*Socket, Relay			
332-1265	4	*Insulator, Block Mounting			
320-0259	1	Limiter, Cranking			
332-0795	1	Block, Terminal - 16 Place			
332-0862	1	Strip, Marker - 16 Place			
301-2019	1	Panel, Upper Control			

SPECIAL PARTS LIST FOR MODEL 15.0RDJC-3R SPEC 18144AA
 FOR STANDARD PARTS REFER TO CATALOG 974-0221 KEY NO. 1
 (PARTS CATALOG ALSO CONTAINS COMPONENTS FOR MAJOR OPTIONAL FEATURES LISTED BELOW)

WIRING DIAGRAM NO. (ENG) 612-4880-01 (AC) 612-4815-02

PART NO.	QTY.	DESCRIPTION	PART NO.	QTY.	DESCRIPTION
Note: Radiator Cooled Overspeed Switch AC Meter Panel Water Jacket Heater Low Engine Temperature Switch					
103-0521	1	Backplate, Gearcase			
405-1157	1	Flange, Air Duct Adapter			
338-0768	1	Harness, Wiring - Voltage Regulator To Exciter Stator			
320-0259	1	Limiter, Cranking			
301-3252	1	Bracket, Relay Mounting (Low Engine Temperature And Generating Relay)			
307-1143	1	Relay, Generating			
323-0760	1	Socket, Generating Relay			
307-1157	1	Spring, Generating Relay Holddown			
301-2288	1	Panel, Upper Control			
The Following Parts Refer To The Voltage Regulator Filter:					
232-2589	1	Regulator Filter Package - Complete			
232-2462	1	Box, Mounting			
232-2463	1	Cover, Mounting Box			
312-0197	1	Capacitor			
312-0198	2	Bracket, Capacitor Mounting			
508-0071	1	Grommet, Rubber			
304-0120	2	Resistor, Fixed - 2 Ohms, 25 Watt			
304-0015	4	Washer, Resistor Centering			
304-0292	2	Insulator, Resistor			
813-0112	2	Screw, Machine - Round Head (10-32 X 1-1/2") Resistor Mounting			
338-1165	1	Harness, Wiring			
332-0942	2	Cable, Tie			
625-1310	-	Diagram, Wiring			

SPECIAL PARTS LIST FOR **MODEL** 15.ORDJC-3CR **SPEC** 18270AA
FOR STANDARD PARTS REFER TO CATALOG 974-0221 **KEY NO.** 1
(PARTS CATALOG ALSO CONTAINS COMPONENTS FOR MAJOR OPTIONAL FEATURES LISTED BELOW)

WIRING DIAGRAM NO. (ENG)612-4842-01(AC)612-4814-03

PART NO.	QTY.	DESCRIPTION	PART NO.	QTY.	DESCRIPTION
Note: Radiator Cooled Overspeed Switch Housed Low Engine Temperature Switch					
309-0179	1	Switch, High Water Temperature (Standard Part) Side Mounted On Water Outlet Housing			
309-0178	1	Switch, High Water Temperature - Top Mounted On Water Outlet Housing			
309-0169	1	Switch, Low Oil Pressure (Standard Part) Mounted Down - Closes At 14 Lbs.			
309-0064	1	Switch, Low Oil Pressure (Mounted Horizontally) Closes At 9 Lbs.			
502-0058	1	Tee, Low Oil Pressure Switches Mounting			
103-0521	1	Backplate, Gearcase			
338-0768	1	Harness, Wiring - Voltage Regulator To Exciter Stator			
405-1889	1	Shield, Rain			
307-0848	1	Relay, Time Delay - Low Oil Pressure			
320-0259	1	Limiter, Cranking			
332-0611	2	Block, Terminal - 3 Place			
332-0612	1	Strip, Marker - 3 Place			
307-0819	3	Relay - Low Oil Pressure And High Water Temperature Pre-Alarm And Low Engine Temperature			
307-0778	3	Spring, Relay Holddown			
301-2393	1	Bracket, Relay Mounting (Low Oil Pressure And High Water Temperature)			
301-3252	1	Bracket, Relay Mounting (Low Engine Temperature And Generating Relay)			
307-1143	1	Relay, Generating			
323-0760	1	Socket, Generating Relay			
307-1157	1	Spring, Generating Relay Holddown			
301-2019	1	Panel, Upper Control			

SPECIAL PARTS LIST FOR MODEL 12.5RDJC-55DR SPEC 18560AA
 FOR STANDARD PARTS REFER TO CATALOG 974-0221 KEY NO. 1
 (PARTS CATALOG ALSO CONTAINS COMPONENTS FOR MAJOR OPTIONAL FEATURES LISTED BELOW)

WIRING DIAGRAM NO. (ENG) 612-4880-01 (AC) 612-4818-19

PART NO.	QTY.	DESCRIPTION	PART NO.	QTY.	DESCRIPTION
Note: Radiator Cooled Overspeed Switch Fuel Tank Housed Low Engine Temperature Switch AC Meter Panel					
405-1889	1	Shield, Rain			
338-0768	1	Harness, Wiring - Voltage Regulator To Exciter Stator			
220-2051	1	Stator, Wound			
320-0259	1	Limiter, Cranking			
301-3252	1	Bracket, Relay Mounting - (Low Engine Temperature And Generating Relay)			
307-1143	1	Relay, Generating			
323-0760	1	Socket, Generating Relay			
307-1157	1	Spring, Generating Relay Holddown			
301-2204	1	Panel, Upper Control			
103-0521	1	Backplate, Gearcase			

SPECIAL PARTS LIST FOR MODEL 15.ORDJC-3R SPEC 18613AA
 FOR STANDARD PARTS REFER TO CATALOG 974-0221 KEY NO. 1
 (PARTS CATALOG ALSO CONTAINS COMPONENTS FOR MAJOR OPTIONAL FEATURES LISTED BELOW)

WIRING DIAGRAM NO. (ENG)612-4445-01 (AC)612-4815-12

PART NO.	QTY.	DESCRIPTION	PART NO.	QTY.	DESCRIPTION
Note: Radiator Cooled Overspeed Switch AC Meter Panel					
309-0179	1	Switch, High Water Temperature (Standard Part) Side Mounted On Water Outlet Housing			
309-0178	1	Switch, High Water Temperature Top Mounted On Water Outlet Housing			
309-0169	1	Switch, Low Oil Pressure (Standard Part) Mounted Down - Closes At 14 Lbs.			
309-0064	1	Switch, Low Oil Pressure (Mounted Horizontally) Closes At 9 Lbs.			
502-0058	1	Tee, Low Oil Pressure Switches Mounting			
103-0521	1	Backplate, Gearcase			
338-0768	1	Harness, Wiring - Voltage Regulator To Exciter Stator			
307-0848	1	Relay, Time Delay - Low Oil Pressure			
320-0259	1	Limiter, Cranking			
307-0819	2	Relay - Low Oil Pressure And High Water Temperature Pre-Alarm			
301-2393	1	Bracket, Relay Mounting (Low Oil Pressure And High Water Temperature)			
301-2288	1	Panel, Upper Control			

SPECIAL PARTS LIST FOR **MODEL** 15.0RDJC-3CR **SPEC** 18705AA
 FOR STANDARD PARTS REFER TO **CATALOG** 974-0221 **KEY NO.** 1
 (PARTS CATALOG ALSO CONTAINS COMPONENTS FOR MAJOR OPTIONAL FEATURES LISTED BELOW)

WIRING DIAGRAM NO. (ENG) 612-4880-01 (AC) 612-4814-01

PART NO.	QTY.	DESCRIPTION	PART NO.	QTY.	DESCRIPTION
Note: Radiator Cooled Overspeed Switch Low Engine Temperature Switch					
103-0521	1	Backplate, Gearcase			
405-1157	1	Flange, Air Duct Adapter			
338-0768	1	Harness, Wiring - Voltage Regulator To Exciter Stator			
320-0259	1	Limiter, Cranking			
301-3252	1	Bracket, Relay Mounting (Low Engine Temperature And Generating Relay)			
307-1143	1	Relay, Generating			
323-0760	1	Socket, Generating Relay			
307-1157	1	Spring, Generating Relay Holddown			
301-2019	1	Panel, Upper Control			

SPECIAL PARTS LIST FOR MODEL 15.0RDJC-3CR SPEC 18726AA
 FOR STANDARD PARTS REFER TO CATALOG 974-0221 KEY NO. 1
 (PARTS CATALOG ALSO CONTAINS COMPONENTS FOR MAJOR OPTIONAL FEATURES LISTED BELOW)

WIRING DIAGRAM NO. (ENG) 612-2730-01 (AC) 612-4814-01

PART NO.	QTY.	DESCRIPTION	PART NO.	QTY.	DESCRIPTION
Note: Radiator Cooled Overspeed Switch Water Jacket Heater					
103-0521	1	Backplate, Gearcase			
405-1157	1	Flange, Air Duct Adapter			
338-0768	1	Harness, Wiring - Voltage Regulator To Exciter Stator			
301-2019	1	Panel, Upper Control			
The Following Parts Refer To The Voltage Regulator Filter:					
232-2589	1	Regulator Filter Package - Complete			
232-2462	1	Box, Mounting			
232-2463	1	Cover, Mounting Box			
312-0197	1	Capacitor			
312-0198	2	Bracket, Capacitor Mounting			
508-0071	1	Grommet, Rubber			
304-0120	2	Resistor, Fixed - 2 Ohms, 25 Watt			
304-0015	4	Washer, Resistor Centering			
304-0292	2	Insulator, Resistor			
813-0112	2	Screw, Machine - Round Head (10-32 X 2-1/2") Resistor Mounting			
338-1165	1	Harness, Wiring			
332-0942	2	Cable, Tie			
625-1310	-	Diagram, Wiring			

SPECIAL PARTS LIST FOR **MODEL** 12.5RDJC-53CR **SPEC** 18862AA
 FOR STANDARD PARTS REFER TO **CATALOG** 974-0221 **KEY NO.** 1
 (PARTS CATALOG ALSO CONTAINS COMPONENTS FOR MAJOR OPTIONAL FEATURES LISTED BELOW)

WIRING DIAGRAM NO. (ENG) 612-4842-01 (AC) 612-4946-09

PART NO.	QTY.	DESCRIPTION	PART NO.	QTY.	DESCRIPTION
Note: Radiator Cooled Overspeed Switch Low Engine Temperature Switch			The Following Parts Refer To The Voltage Regulator Filter:		
309-0179	1	Switch, High Water Temperature (Standard Part) Side Mounted On Water Outlet Housing	232-2589	1	Regulator Filter Package Complete
309-0178	1	Switch, High Water Temperature Top Mounted On Water Outlet Housing	232-2462	1	Box, Mounting
309-0169	1	Switch, Low Oil Pressure (Standard Part - Mounted Down) Closes At 14 Lbs.	232-2463	1	Cover, Mounting Box
309-0064	1	Switch, Low Oil Pressure (Mounted Horizontally) Closes At 9 Lbs.	312-0197	1	Capacitor
502-0058	1	Tee, Low Oil Pressure Switches Mounting	312-0198	2	Bracket, Capacitor Mounti
405-1157	1	Flange, Air Duct Adapter	508-0071	1	Grommet, Rubber
338-0768	1	Harness, Wiring - Voltage Regulator To Exciter Stator	304-0120	2	Resistor, Fixed - 2 Ohms, 25 Watt
307-0848	1	Relay, Time Delay - Low Oil Pressure	304-0015	4	Washer, Resistor Centerin
320-0259	1	Limiter, Cranking	304-0292	2	Insulator, Resistor
332-0611	2	Block, Terminal - 3 Place	813-0112	2	Screw, Machine - Round He (10-32 X 2-1/2") Resist Mounting
332-0612	1	Strip, Marker - 3 Place	338-1165	1	Harness, Wiring
307-0819	3	Relay - Low Oil Pressure And High Water Temperature Pre-Alarm And Low Engine Temperature	332-0942	2	Cable, Tie
307-0778	3	Spring, Relay Holddown	625-1310	-	Diagram, Wiring
301-2393	1	Bracket, Relay Mounting (Low Oil Pressure And High Water Temperature)			
301-3252	1	Bracket, Relay Mounting (Low Engine Temperature And Generating Relay)			
307-1143	1	Relay, Generating			
323-0760	1	Socket, Generating Relay			
307-1157	1	Spring, Generating Relay Holddown			
301-2019	1	Panel, Upper Control			
304-0506	1	Resistor, Generator Air Outlet (6 Ohm, 150 Watt)			
304-0592	1	Spacer, Generator Air Outlet Resistor Mounting			
103-0521	1	Backplate, Gearcase			

SPECIAL PARTS LIST FOR MODEL 12.5RDJC-53R SPEC 18894AA
 FOR STANDARD PARTS REFER TO CATALOG 974-0221 KEY NO. 1
 (PARTS CATALOG ALSO CONTAINS COMPONENTS FOR MAJOR OPTIONAL FEATURES LISTED BELOW)

WIRING DIAGRAM NO. (ENG)612-3136-01 (AC)612-4815-04

PART NO.	QTY.	DESCRIPTION	PART NO.	QTY.	DESCRIPTION
Note: Radiator Cooled Overspeed Switch Oil Bath Air Cleaner AC Meter Panel					
140-1260	1	Fitting, Safety Filter - Air Cleaner Adapter To Restriction Indicator			
140-1212	1	Adapter, Air Cleaner Hose			
503-0274	2	Clamp, Air Cleaner Hose			
505-0008	1	Plug, Air Cleaner Adapter			
103-0521	1	Backplate, Gearcase			
338-0768	1	Harness, Wiring - Voltage Regulator To Excitor Stator			
320-0259	1	Limiter, Cranking			
307-0696	1	Relay, Delay - 10 Seconds			
307-0734	1	Relay, Delay - 5 Seconds			
332-0795	1	Block, Terminal - 16 Place			
332-0862	1	Strip, Marker - 16 Place			
301-2288	1	Panel, Upper Control			

SPECIAL PARTS LIST FOR MODEL 12.5RDJC-599R SPEC 18899AA
 FOR STANDARD PARTS REFER TO CATALOG 974-0221 KEY NO. 1
 (PARTS CATALOG ALSO CONTAINS COMPONENTS FOR MAJOR OPTIONAL FEATURES LISTED BELOW)
 WIRING DIAGRAM NO. (ENG) 612-3136-01(AC) 612-5471-01

PART NO.	QTY.	DESCRIPTION	PART NO.	QTY.	DESCRIPTION
Note: Radiator Cooled Overspeed Switch Oil Bath Air Cleaner AC Meter Panel					
140-1260	1	Fitting, Safety Filter - Air Cleaner Adapter To Restriction Indicator			
140-1212	1	Adapter, Air Cleaner Hose			
503-0274	2	Clamp, Air Cleaner Hose			
505-0008	1	Plug, Air Cleaner Adapter			
103-0521	1	Backplate, Gearcase			
338-0768	1	Harness, Wiring - Voltage Regulator To Excitor Stator			
320-0259	1	Limiter, Cranking			
307-0696	1	Relay, Delay - 10 Seconds			
307-0734	1	Relay, Delay - 5 Seconds			
332-0795	1	Block, Terminal - 16 Place			
332-0862	1	Strip, Marker - 16 Place			
302-0612	1	Voltmeter, AC (Scale 0-500)			
301-2308	1	Panel, Upper Control			

SPECIAL PARTS LIST FOR MODEL 15.ORDJC-3R SPEC 18919AB
 FOR STANDARD PARTS REFER TO CATALOG 974-0221 KEY NO. 1
 (PARTS CATALOG ALSO CONTAINS COMPONENTS FOR MAJOR OPTIONAL FEATURES LISTED BELOW)

WIRING DIAGRAM NO. (ENG) 612-5505-01 (AC) 612-5528-01

PART NO.	QTY.	DESCRIPTION	PART NO.	QTY.	DESCRIPTION
Note: Radiator Cooled Overspeed Switch AC Meter Panel Water Jacket Heater Low Engine Temperature Switch					
309-0179	1	Switch, High Water Temperature (Standard Part) Side Mounted On Water Outlet Housing			
309-0178	1	Switch, High Water Temperature - Top Mounted On Water Outlet Housing			
309-0169	1	Switch, Low Oil Pressure (Standard Part) Mounted Down - Closes At 14 Lbs.			
309-0064	1	Switch, Low Oil Pressure (Mounted Horizontally) Closes At 9 Lbs.			
502-0058	1	Tee, Low Oil Pressure Switches Mounting			
103-0521	1	Backplate, Gearcase			
338-0768	1	Harness, Wiring - Voltage Regulator To Exciter Stator			
405-1157	1	Flange, Air Duct Adapter			
307-0848	1	Relay, Time Delay - Low Oil Pressure			
320-0259	1	Limiter, Cranking			
332-0611	2	Block, Terminal - 3 Place			
332-0612	1	Strip, Marker - 3 Place			
307-0819	3	Relay - Low Oil Pressure And High Water Temperature Pre-Alarm And Low Engine Temperature			
307-0778	3	Spring, Relay Holddown			
301-2393	1	Bracket, Relay Mounting (Low Oil Pressure And High Water Temperature)			
301-3252	1	Bracket, Relay Mounting (Low Engine Temperature And Generating Relay)			
307-1143	1	Relay, Generating			
323-0760	1	Socket, Generating Relay			
307-1157	1	Spring, Generating Relay Holddown			
301-2288	1	Panel, Upper Control			
302-0809	1	Meter, Frequency			
320-0286	1	Breaker, Circuit			

SPECIAL PARTS LIST FOR MODEL 15.ORDJC-3CR50 SPEC 18920AA
 FOR STANDARD PARTS REFER TO CATALOG 974-0221 KEY NO. 1
 (PARTS CATALOG ALSO CONTAINS COMPONENTS FOR MAJOR OPTIONAL FEATURES LISTED BELOW)

WIRING DIAGRAM NO. (ENG) 612-5478-01(AC) 612-5225-01

PART NO.	QTY.	DESCRIPTION	PART NO.	QTY.	DESCRIPTION
Note: Radiator Cooled Note: Pennsylvania Approved Overspeed Switch Water Jacket Heater Low Engine Temperature Switch			301-3252	1	Bracket, Relay Mounting (Low Engine Temperature And Generating Relay)
309-0179	1	Switch, High Water Temperature (Standard Part) Side Mounted On Water Outlet Housing	307-1143	1	Relay, Generating
309-0178	1	Switch, High Water Temperature Top Mounted On Water Outlet Housing	323-0760	1	Socket, Generating Relay
309-0169	1	Switch, Low Oil Pressure (Standard Part) Mounted Down - Closes At 14 Lbs.	307-1157	1	Spring, Generating Relay Holddown
309-0064	1	Switch, Low Oil Pressure (Mounted Horizontally) Closes At 9 Lbs.	301-1788	1	Panel, Upper Control
502-0058	1	Tee, Low Oil Pressure Switches Mounting			
103-0521	1	Backplate, Gearcase			
338-0768	1	Harness, Wiring - Voltage Regulator To Exciter Stator			
307-0696	1	Relay, Cycle Cranker (10 Seconds)			
307-0734	1	Relay, Cycle Cranker (5 Seconds)			
307-0597	2	Relay - Pilot (1) Fuel (1)			
307-0848	1	Relay, Time Delay - Low Oil Pressure			
320-0259	1	Limiter, Cranking			
353-0015	1	Resistor, Fixed - 3.5 Ohm, 10 Watt (Cranking Limiter)			
332-1005	1	Block, Terminal - 20 Place			
332-1006	1	Strip, Marker - 20 Place			
332-0611	3	Block, Terminal - 3 Place			
332-0612	2	Marker, Strip - 3 Place			
307-0819	3	Relay - Low Oil Pressure And High Water Temperature Pre-Alarm And Low Engine Temperature			
301-2125	1	Panel, Lower Control			
307-0778	3	Spring, Relay Holddown			
301-2393	2	Bracket, Relay Mounting (Low Oil Pressure And High Water Temperature Pre-Alarm (1)) (5 & 10 Second Crankers (1))			

SPECIAL PARTS LIST FOR **MODEL** 15.0RDJC-3R **SPEC** 19007AA
 FOR STANDARD PARTS REFER TO **CATALOG** 974-0221 **KEY NO.** 1
 (PARTS CATALOG ALSO CONTAINS COMPONENTS FOR MAJOR OPTIONAL FEATURES LISTED BELOW)
WIRING DIAGRAM NO. (ENG)612-2730-01(AC)612-4815-17

PART NO.	QTY.	DESCRIPTION	PART NO.	QTY.	DESCRIPTION
Note: Radiator Cooled Housed AC Meter Panel					
103-0521	1	Backplate, Gearcase			
301-2288	1	Panel, Upper Control			

SPECIAL PARTS LIST FOR MODEL 12.5RDJC-57R SPEC 19267AB
 FOR STANDARD PARTS REFER TO CATALOG 974-0221 KEY NO. 1
 (PARTS CATALOG ALSO CONTAINS COMPONENTS FOR MAJOR OPTIONAL FEATURES LISTED BELOW)

WIRING DIAGRAM NO. (ENG) 612-5488-01 (AC) 612-5523-01

PART NO.	QTY.	DESCRIPTION	PART NO.	QTY.	DESCRIPTION
Note: Radiator Cooled AC Meter Panel					
103-0521	1	Backplate, Gearcase			
220-2661	1	Stator, Wound			
201-2313	1	Rotor, Wound			
201-2299	1	Rotor, Wound - Excitor			
220-2308	1	Stator, Wound - Excitor			
234-0532	1	Baffle, Air			
305-0584	1	Regulator, Voltage (Without Voltage Adjustment)			
300-1654	1	Board, Voltage Regulator (For Component Parts Use Parts Listed For 300-1540 Voltage Regulator Board)			
301-2308	1	Panel, Upper Control			
320-0259	1	Limiter, Cranking			

SPECIAL PARTS LIST FOR MODEL 15.ORDJC-3R SPEC 19317AB
 FOR STANDARD PARTS REFER TO CATALOG 974-0221 KEY NO. 1
 (PARTS CATALOG ALSO CONTAINS COMPONENTS FOR MAJOR OPTIONAL FEATURES LISTED BELOW)
 WIRING DIAGRAM NO. (ENG) 612-5488-01 (AC) 612-5486-17

PART NO.	QTY.	DESCRIPTION	PART NO.	QTY.	DESCRIPTION
Note: Radiator Cooled Overspeed Switch Water Jacket Heater Housed AC Meter Panel					
103-0521	1	Backplate, Gearcase			
405-1889	1	Shield, Rain			
338-0768	1	Harness, Wiring - Voltage Regulator To Exciter Stator			
234-0543	1	Cover, End Bell			
333-0017	1	Cord, Generator Heater			
333-0157	1	Heater, Immersion - Generator			
320-0259	1	Limiter, Cranking			
301-2288	1	Panel, Upper Control			

SPECIAL PARTS LIST FOR MODEL 15.ORDJC-3CR SPEC 19379AB
 FOR STANDARD PARTS REFER TO CATALOG 974-0221 KEY NO. 1
 (PARTS CATALOG ALSO CONTAINS COMPONENTS FOR MAJOR OPTIONAL FEATURES LISTED BELOW)
 WIRING DIAGRAM NO. (ENG)612-5506-01(AC)612-5485-01

PART NO.	QTY.	DESCRIPTION	PART NO.	QTY.	DESCRIPTION
Note: Radiator Cooled Overspeed Switch Water Jacket Heater					
103-0521	1	Backplate, Gearcase			
338-0768	1	Harness, Wiring - Voltage Regulator To Exciter Stator			
320-0259	1	Limiter, Cranking			
301-2019	1	Panel, Upper Control			
The Following Parts Refer To The Voltage Regulator Filter:					
232-2589	1	Regulator Filter Package - Complete			
232-2462	1	Box, Mounting			
232-2463	1	Cover, Mounting Box			
312-0197	1	Capacitor			
312-0198	2	Bracket, Capacitor Mounting			
508-0071	1	Grommet, Rubber			
304-0120	2	Resistor, Fixed - 2 Ohms, 25 Watt			
304-0015	4	Washer, Resistor Centering			
304-0292	2	Insulator, Resistor			
813-0112	2	Screw, Machine - Round Head (10-32 X 2-1/2") Resistor Mounting			
338-1165	1	Harness, Wiring			
332-0942	2	Cable, Tie			
625-1310	-	Diagram, Wiring			

SPECIAL PARTS LIST FOR MODEL 12.5RDJC-53CR SPEC 19409AB
 FOR STANDARD PARTS REFER TO CATALOG 974-0221 KEY NO. 1
 (PARTS CATALOG ALSO CONTAINS COMPONENTS FOR MAJOR OPTIONAL FEATURES LISTED BELOW)

WIRING DIAGRAM NO. (ENG) 612-5539-01 (AC) 612-5486-14

PART NO.	QTY.	DESCRIPTION	PART NO.	QTY.	DESCRIPTION
Note: Radiator Cooled Water Jacket Heater AC Meter Panel					
405-1157	1	Flange, Air Duct Adapter			
220-2679	1	Stator, Wound			
201-2313	1	Rotor, Wound			
201-2299	1	Rotor, Wound - Exciter			
220-2308	1	Stator, Wound - Exciter			
234-0532	1	Baffle, Air			
307-1149	1	Relay, Time Delay (Cycle Cranker) 1 - 300 Seconds			
307-0597	2	Relay - Fuel And Start Pilot			
307-0696	1	Relay, Delay (10 Seconds) Cycle Cranker			
307-0734	1	Relay, Delay (5 Seconds) Cycle Cranker			
332-0795	1	Block, Terminal - 16 Place			
332-0862	1	Strip, Marker - 16 Place			
301-2393	1	Bracket, Relay Mounting (5 And 10 Second Cycle Cranker Relays)			
301-2125	1	Panel, Lower Control			
301-2288	1	Panel, Upper Control			
103-0521	1	Backplate, Gearcase			
The Following Parts Refer To The Voltage Regulator Filter:					
232-2589	1	Regulator Filter Package - Complete			
232-2462	1	Box, Mounting			
232-2463	1	Cover, Mounting Box			
312-0197	1	Capacitor			
312-0198	2	Bracket, Capacitor Mounting			
508-0071	1	Grommet, Rubber			
304-0120	2	Resistor, Fixed - 2 Ohms, 25 Watt			
304-0015	4	Washer, Resistor Centering			
304-0292	2	Insulator, Resistor			
813-0112	2	Screw, Machine - Round Head (10-32 X 2-1/2") Resistor Mounting			
338-1165	1	Harness, Wiring			
332-0942	2	Cable, Tie			
625-1310	-	Diagram, Wiring			

SPECIAL PARTS LIST FOR **MODEL** 15.ORDJC-3R **SPEC** 19440AB
FOR STANDARD PARTS REFER TO CATALOG 974-0221 **KEY NO.** 1
(PARTS CATALOG ALSO CONTAINS COMPONENTS FOR MAJOR OPTIONAL FEATURES LISTED BELOW)

WIRING DIAGRAM NO. (ENG) 612-5545-01 (AC) 612-5486-02

PART NO.	QTY.	DESCRIPTION	PART NO.	QTY.	DESCRIPTION
<p>Note: Radiator Cooled Overspeed Switch Water Jacket Heater AC Meter Panel</p>					
103-0521	1	Backplate, Gearcase			
405-1157	1	Flange, Air Duct Adapter			
338-0768	1	Harness, Wiring - Voltage Regulator To Exciter Stator			
300-0673	1	Control, Alarm Relay - Complete (Includes Parts Marked *)			
332-1278	1	*Block, Terminal - 12 Place			
307-1058	5	*Relay			
357-0004	5	*Rectifier			
332-1277	1	*Block, Terminal - 8 Place			
323-0811	5	*Socket, Relay			
332-1265	4	*Insulator, Block Mounting			
320-0259	1	Limiter, Cranking			
301-3252	1	Bracket, Generating Relay Mounting			
307-1143	1	Relay, Generating			
323-0760	1	Socket, Generating Relay			
307-1157	1	Spring, Generating Relay Holddown			
301-2288	1	Panel, Upper Control			
<p>The Following Parts Refer To The Voltage Regulator Filter:</p>					
232-2589	1	Regulator Filter Package - Complete			
232-2462	1	Box, Mounting			
232-2463	1	Cover, Mounting Box			
312-0197	1	Capacitor			
312-0198	2	Bracket, Capacitor Mounting			
508-0071	1	Grommet, Rubber			
304-0120	2	Resistor, Fixed - 2 Ohms, 25 Watt			
304-0015	4	Washer, Resistor Centering			
304-0292	2	Insulator, Resistor			
813-0112	2	Screw, Machine - Round Head (10-32 X 2-1/2") Resistor Mounting			
338-1165	1	Harness, Wiring			
332-0942	2	Cable, Tie			
625-1310	-	Diagram, Wiring			

SPECIAL PARTS LIST FOR MODEL 15.ORDJC-3R SPEC 19615AB
 FOR STANDARD PARTS REFER TO CATALOG 974-0221 KEY NO. 1
 (PARTS CATALOG ALSO CONTAINS COMPONENTS FOR MAJOR OPTIONAL FEATURES LISTED BELOW)
 WIRING DIAGRAM NO. (ENG)612-5506-01(AC)612-5486-02

PART NO.	QTY.	DESCRIPTION	PART NO.	QTY.	DESCRIPTION
Note: Radiator Cooled Overspeed Switch AC Meter Panel Water Jacket Heater 103-0521 1 Backplate, Gearcase 405-1157 1 Flange, Air Duct Adapter 338-0768 1 Harness, Wiring - Voltage Regulator To Exciter Stator 320-0259 1 Limiter, Cranking 301-2288 1 Panel, Upper Control The Following Parts Refer To The Voltage Regulator Filter: 232-2589 1 Regulator Filter Package - Complete 232-2462 1 Box, Mounting 232-2463 1 Cover, Mounting Box 312-0197 1 Capacitor 312-0198 2 Bracket, Capacitor Mounting 508-0071 1 Grommet, Rubber 304-0120 2 Resistor, Fixed - 2 Ohms, 25 Watt 304-0015 4 Washer, Resistor Centering 304-0292 2 Insulator, Resistor 813-0112 2 Screw, Machine - Round Head (10-32 X 2-1/2") Resistor Mounting 338-1165 1 Harness, Wiring 332-0942 2 Cable, Tie 625-1310 - Diagram, Wiring					

SPECIAL PARTS LIST FOR MODEL 15.ORDJC-3CR SPEC 19618AB
 FOR STANDARD PARTS REFER TO CATALOG 974-0221 KEY NO. 1
 (PARTS CATALOG ALSO CONTAINS COMPONENTS FOR MAJOR OPTIONAL FEATURES LISTED BELOW)

WIRING DIAGRAM NO. (ENG)612-5545-01(AC)612-5485-01

PART NO.	QTY.	DESCRIPTION	PART NO.	QTY.	DESCRIPTION
Note: Radiator Cooled Overspeed Switch					
103-0521	1	Backplate, Gearcase			
405-1157	1	Flange, Air Duct Adapter			
338-0768	1	Harness, Wiring - Voltage Regulator To Exciter Stator			
300-0673	1	Control, Alarm Relay - Complete (Includes Parts Marked *)			
332-1278	1	*Block, Terminal - 12 Place			
307-1058	5	*Relay			
357-0004	5	*Rectifier			
332-1277	1	*Block, Terminal - 8 Place			
323-0811	5	*Socket, Relay			
332-1265	4	*Insulator, Block Mounting			
320-0259	1	Limiter, Cranking			
301-3252	1	Bracket, Generating Relay Mounting			
307-1143	1	Relay, Generating			
323-0760	1	Socket, Generating Relay			
307-1157	1	Spring, Generating Relay Holddown			
301-2019	1	Panel, Upper Control			

WIRING DIAGRAM NO. (ENG) 612-5506-03(AC) 612-5486-12

Note: Radiator Cooled
Water Jacket Heater

AC Meter Panel

103-0521	1	Backplate, Gearcase
405-1157	1	Flange, Air Duct Adapter
234-0542	1	Cover, End Bell
333-0017	1	Cord, Generator Heater
333-0157	1	Heater, Immersion-Generator
320-0259	1	Limiter, Cranking
301-2288	1	Panel, Upper Control

The Following Parts Refer To The Glow Plug Control:

332-0592	3	Jumper, Ground
307-1274	1	Relay
315-0433	1	Transformer
332-0406	1	Block, Terminal - 3 Place (TB 1) Length 2-1/4" Mounting Hole To Mounting Hole
332-0426	1	Strip, Marker - 1-1/2" Wide (Used With 332-0406 Terminal Block)
332-0236	1	Block, Terminal - 3 Place (TB 2) Length 2-3/4" Mounting Hole To Mounting Hole
332-0238	1	Strip, Marker - 1-7/8" Wide (Used With 332-0236 Terminal Block)
301-4428	1	Box, Control
301-4429	1	Cover, Control Box
508-0001	2	Grommet, Rubber
625-1581	-	Diagram, Wiring
301-4821	1	Bracket, Control Mounting

SPECIAL PARTS LIST FOR MODEL 15.ORDJC-3R SPEC 19986AB
 FOR STANDARD PARTS REFER TO CATALOG 974-0221 KEY NO. 1
 (PARTS CATALOG ALSO CONTAINS COMPONENTS FOR MAJOR OPTIONAL FEATURES LISTED BELOW)

WIRING DIAGRAM NO. (ENG)612-5646-01(AC)612-5486-12

PART NO.	QTY.	DESCRIPTION	PART NO.	QTY.	DESCRIPTION
Note: Radiator Cooled Overspeed Switch Low Engine Temperature Switch Water Jacket Heater AC Meter Panel					
103-0521	1	Backplate, Gearcase			
405-1157	1	Flange, Air Duct Adapter			
338-0768	1	Harness, Wiring - Voltage Regulator To Exciter Stator			
300-0673	1	Control, Alarm Relay - Complete (Includes Parts Marked *)			
332-1278	1	*Block, Terminal - 12 Place			
307-1058	5	*Relay			
357-0004	5	*Rectifier			
332-1277	1	*Block, Terminal - 8 Place			
323-0811	5	*Socket, Relay			
332-1265	4	*Insulator, Block Mounting			
320-0259	1	Limiter, Cranking			
307-1143	1	Relay, Generating			
323-0760	1	Socket, Generating Relay			
307-1157	1	Spring, Generating Relay Holddown			
301-3252	1	Bracket, Relay Mounting (Low Engine Temperature And Generating Relay)			
301-2288	1	Panel, Upper Control			

SPECIAL PARTS LIST FOR MODEL 15.0RDJC-3R SPEC 20020AB
 FOR STANDARD PARTS REFER TO CATALOG 974-0221 KEY NO. 1
 (PARTS CATALOG ALSO CONTAINS COMPONENTS FOR MAJOR OPTIONAL FEATURES LISTED BELOW)

WIRING DIAGRAM NO. (ENG) 612-5488-03 (AC) 612-5486-02

PART NO.	QTY.	DESCRIPTION	PART NO.	QTY.	DESCRIPTION
Note: Radiator Cooled Water Jacket Heater AC Meter Panel					
103-0521	1	Backplate, Gearcase			
320-0259	1	Limiter, Cranking			
301-2288	1	Panel, Upper Control			
The Following Parts Refer To The Glow Plug Control:					
332-0592	3	Jumper, Ground			
307-1274	1	Relay			
315-0433	1	Transformer			
312-0406	1	Block, Terminal - 3 Place (TB 1) Length 2-1/4" Mounting Hole To Mounting Hole			
332-0406	1	Strip, Marker - 1-1/2" Wide (Used With 332-0406 Terminal Block)			
332-0236	1	Block, Terminal - 3 Place (TB 2) Length 2-3/4" Mounting Hole To Mounting Hole			
332-0238	1	Strip, Marker - 1-7/8" Wide (Used With 332-0236 Terminal Block)			
301-4428	1	Box, Control			
301-4429	1	Cover, Control Box			
508-0001	2	Grommet, Rubber			
625-1581	-	Diagram, Wiring			
301-4821	1	Bracket, Control Mounting			

SPECIAL PARTS LIST FOR MODEL 15.ORDJC-3R SPEC 20138AB
 FOR STANDARD PARTS REFER TO CATALOG 974-0221 KEY NO. 1
 (PARTS CATALOG ALSO CONTAINS COMPONENTS FOR MAJOR OPTIONAL FEATURES LISTED BELOW)
 WIRING DIAGRAM NO. (ENG)612-5609-01(AC)612-5486-02

PART NO.	QTY.	DESCRIPTION	PART NO.	QTY.	DESCRIPTION
Note: Radiator Cooled Overspeed Switch Low Engine Temperature Switch AC Meter Panel Water Jacket Heater					
309-0179	1	Switch, High Water Temperature (Standard Part) Side Mounted On Water Outlet Housing			
309-0178	1	Switch, High Water Temperature - Top Mounted On Water Outlet Housing			
309-0169	1	Switch, Low Oil Pressure (Standard Part) Mounted Down - Closes At 14 Lbs.			
309-0064	1	Switch, Low Oil Pressure (Mounted Horizontally) Closes At 9 Lbs.			
502-0058	1	Tee, Low Oil Pressure Switches Mounting			
103-0521	1	Backplate, Gearcase			
405-1157	1	Flange, Air Duct Adapter			
338-0768	1	Harness, Wiring - Voltage Regulator To Exciter Stator			
307-0848	1	Relay, Low Oil Pressure			
307-0819	4	Relay - Low Oil Pressure And High Water Temperature Pre-Alarm And Low Engine Temperature And Start Disconnect			
307-0778	4	Spring, Relay Holddown			
332-1007	1	Strip, Marker - 20 Place			
332-0611	3	Block, Terminal - 3 Place			
332-0612	2	Strip, Marker - 3 Place			
301-2393	1	Bracket, Relay Mounting (Low Oil Pressure And High Water Temperature)			
301-3252	1	Bracket, Relay Mounting (Low Engine Temperature And Generating Relay)			
307-1143	1	Relay, Generating			
323-0760	1	Socket, Generating Relay			
307-1157	1	Spring, Generating Relay Holddown			
301-2288	1	Panel, Upper Control			

SPECIAL PARTS LIST FOR MODEL 15.ORDJC-3CR SPEC 20191AB
 FOR STANDARD PARTS REFER TO CATALOG 974-0221 KEY NO. 1
 (PARTS CATALOG ALSO CONTAINS COMPONENTS FOR MAJOR OPTIONAL FEATURES LISTED BELOW)
 WIRING DIAGRAM NO. (ENG)612-5488-01(AC)612-5485-07

PART NO.	QTY.	DESCRIPTION	PART NO.	QTY.	DESCRIPTION
Note: Radiator Cooled Housed Water Jacket Heater					
103-0521	1	Backplate, Gearcase			
320-0259	1	Limiter, Cranking			
301-2019	1	Panel, Upper Control			
The Following Parts Refer To The Voltage Regulator Filter:					
232-2589	1	Regulator Filter Package - Complete			
232-2462	1	Box, Mounting			
232-2463	1	Cover, Mounting Box			
312-0197	1	Capacitor			
312-0198	2	Bracket, Capacitor Mounting			
508-0071	1	Grommet, Rubber			
304-0120	2	Resistor, Fixed - 2 Ohms, 25 Watt			
304-0015	4	Washer, Resistor Centering			
304-0292	2	Insulator, Resistor			
813-0112	2	Screw, Machine - Round Head (10-32 X 2-1/2") Resistor Mounting			
338-1165	1	Harness, Wiring			
332-0942	2	Cable, Tie			
625-1310	-	Diagram, Wiring			

SPECIAL PARTS LIST FOR **MODEL** 15.0RDJC-3R **SPEC** 20278AB
FOR STANDARD PARTS REFER TO CATALOG 974-0221 **KEY NO.** 1
(PARTS CATALOG ALSO CONTAINS COMPONENTS FOR MAJOR OPTIONAL FEATURES LISTED BELOW)
WIRING DIAGRAM NO. (ENG) 612-5488-03 (AC) 612-5486-02

PART NO.	QTY.	DESCRIPTION	PART NO.	QTY.	DESCRIPTION
<p>Note: Radiator Cooled Water Jacket Heater AC Meter Panel</p>					
103-0521	1	Backplate, Gearcase			
405-1157	1	Flange, Air Duct Adapter			
320-0259	1	Limiter, Cranking			
301-2288	1	Panel, Upper Control			
<p>The Following Parts Refer To The Glow Plug Control:</p>					
332-0592	3	Jumper, Ground			
307-1274	1	Relay			
315-0433	1	Transformer			
332-0406	1	Block, Terminal - 3 Place (TB 1) Length 2-1/4" Mounting Hole To Mounting Hole			
332-0426	1	Strip, Marker - 1-1/2" Wide (Used With 332-0406 Terminal Block)			
332-0236	1	Block, Terminal - 3 Place (TB 2) Length 2-3/4" Mounting Hole To Mounting Hole			
332-0238	1	Strip, Marker - 1-7/8" Wide (Used With 332-0236 Terminal Block)			
301-4428	1	Box, Control			
301-4429	1	Cover, Control Box			
508-0001	2	Grommet, Rubber			
625-1581	-	Diagram, Wiring			
301-4821	1	Bracket, Control Mounting			

SPECIAL PARTS LIST FOR MODEL 15.0RDJC-3CR SPEC 20284AB
 FOR STANDARD PARTS REFER TO CATALOG 974-0221 KEY NO. 1
 (PARTS CATALOG ALSO CONTAINS COMPONENTS FOR MAJOR OPTIONAL FEATURES LISTED BELOW)

WIRING DIAGRAM NO. (ENG) 612-5505-01 (AC) 612-5485-03

PART NO.	QTY.	DESCRIPTION	PART NO.	QTY.	DESCRIPTION
Note: Radiator Cooled Overspeed Switch Housed Water Jacket Heater Low Engine Temperature Switch Oil Bath Air Cleaner			307-1143	1	Relay, Generating
			323-0760	1	Socket, Generating Relay
			307-1157	1	Spring, Generating Relay Holddown
			301-2019	1	Panel, Upper Control
309-0179	1	Switch, High Water Temperature (Standard Part) Side Mounted On Water Outlet Housing			
309-0178	1	Switch, High Water Temperature Top Mounted On Water Outlet Housing			
309-0169	1	Switch, Low Oil Pressure (Standard Part) Mounted Down - Closes At 14 Lbs.			
309-0064	1	Switch, Low Oil Pressure (Mounted Horizontally) Closes At 9 Lbs.			
502-0058	1	Tee, Low Oil Pressure Switches Mounting			
103-0521	1	Backplate, Gearcase			
338-0768	1	Harness, Wiring - Voltage Regulator To Exciter Stator			
140-1260	1	Fitting, Safety Filter-Air Cleaner Adapter To Restriction Indicator			
140-1212	1	Adapter, Air Cleaner Hose			
503-0274	2	Clamp, Air Cleaner Hose			
505-0008	1	Plug, Air Cleaner Adapter			
140-0880	1	Bracket, Air Cleaner Mtg.			
405-1889	1	Shield, Rain			
307-0848	1	Relay, Time Delay - Low Oil Pressure			
320-0259	1	Limiter, Cranking			
332-0611	2	Block, Terminal - 3 Place			
332-0612	1	Strip, Marker - 3 Place			
307-0819	3	Relay - Low Oil Pressure And High Water Temperature Pre-Alarm And Low Engine Temperature			
307-0778	3	Spring, Relay Holddown			
301-2393	1	Bracket, Relay Mounting (Low Oil Pressure And High Water Temperature)			
301-3252	1	Bracket, Relay Mounting (Low Engine Temperature And Generating Relay)			

SPECIAL PARTS LIST FOR MODEL 15.ORDJC-3R SPEC 20419AB
 FOR STANDARD PARTS REFER TO CATALOG 974-0221 KEY NO. 1
 (PARTS CATALOG ALSO CONTAINS COMPONENTS FOR MAJOR OPTIONAL FEATURES LISTED BELOW)

WIRING DIAGRAM NO. (ENG) 612-5532-01 (AC) 612-5486-07

PART NO.	QTY.	DESCRIPTION	PART NO.	QTY.	DESCRIPTION
Note: Radiator Cooled Fuel Tank Housed Water Jacket Heater AC Meter Panel					
103-0521	1	Backplate, Gearcase			
405-1889	1	Shield, Rain			
234-0541	1	Cover, End Bell			
333-0157	1	Heater, Immersion-Generator			
333-0017	1	Cord, Generator Heater			
307-0597	2	Relay - Pilot (1) Fuel (1)			
307-0696	1	Relay, Cycle Cranker (10 Seconds)			
307-0734	1	Relay, Cycle Cranker (5 Seconds)			
320-0259	1	Limiter, Cranking			
332-0795	1	Block, Terminal - 16 Place			
332-0862	1	Strip, Marker - 16 Place			
301-2288	1	Panel, Upper Control			

SPECIAL PARTS LIST FOR MODEL 15.ORDJC-3R SPEC 20445AB
 FOR STANDARD PARTS REFER TO CATALOG 974-0221 KEY NO. 1
 (PARTS CATALOG ALSO CONTAINS COMPONENTS FOR MAJOR OPTIONAL FEATURES LISTED BELOW)

WIRING DIAGRAM NO. (ENG)612-5628-01(AC)612-5486-12

PART NO.	QTY.	DESCRIPTION	PART NO.	QTY.	DESCRIPTION
Note: Radiator Cooled Overspeed Switch Water Jacket Heater AC Meter Panel					
103-0521	1	Backplate, Gearcase			
405-1157	1	Flange, Air Duct Adapter			
338-0768	1	Harness, Wiring - Voltage Regulator To Exciter Stator			
307-0597	2	Relay - Pilot (1) Fuel (1)			
320-0259	1	Limiter, Cranking			
332-0611	2	Block, Terminal - 3 Place			
332-0612	1	Strip, Marker - 3 Place			
307-0696	1	Relay, Cycle Cranker (10 Seconds)			
307-0734	1	Relay, Cycle Cranker (5 Seconds)			
301-2393	1	Bracket, Relay Mounting (5 & 10 Second Crankers)			
307-1149	1	Relay, Time Delay (Cycle Cranker) 1 - 300 Seconds			
301-2288	1	Panel, Upper Control			

SPECIAL PARTS LIST FOR **MODEL** 12.5RDJC-57R **SPEC** 20730AB
 FOR STANDARD PARTS REFER TO **CATALOG** 974-0221 **KEY NO.** 1
 (PARTS CATALOG ALSO CONTAINS COMPONENTS FOR MAJOR OPTIONAL FEATURES LISTED BELOW)

WIRING DIAGRAM NO. (ENG) 612-5505-03 (AC) 612-5512-01

PART NO.	QTY.	DESCRIPTION	PART NO.	QTY.	DESCRIPTION
Note: Radiator Cooled Overspeed Switch Water Jacket Heater Low Engine Temperature Switch AC Meter Panel			332-0592	3	Jumper, Ground
			307-1274	1	Relay
			315-0433	1	Transformer
			332-0406	1	Block, Terminal - 3 Place (TB 1) Length 2-1/4" Mounting Hole To Mountin Hole
309-0179	1	Switch, High Water Temperature (Standard Part) Side Mounted On Water Outlet Housing	332-0426	1	Strip, Marker - 1-1/2" Wid (Used With 332-0406 Terminal Block)
309-0178	1	Switch, High Water Temperature - Top Mounted On Water Outlet Housing	332-0236	1	Block, Terminal - 3 Place (TB 2) Length 2-3/4" Mounting Hole To Mountin Hole
309-0169	1	Switch, Low Oil Pressure (Standard Part - Mounted Down) Closes At 14 Lbs.	332-0238	1	Strip, Marker - 1-7/8" Wid (Used With 332-0236 Terminal Block)
309-0064	1	Switch, Low Oil Pressure (Mounted Horizontally) Closes At 9 Lbs.	301-4428	1	Box, Control
502-0058	1	Tee, Low Oil Pressure Switches Mounting	301-4429	1	Cover, Control Box
103-0521	1	Backplate, Gearcase	508-0001	2	Grommet, Rubber
405-1157	1	Flange, Air Duct Adapter	625-1581	-	Diagram, Wiring
338-0768	1	Harness, Wiring - Voltage Regulator To Exciter Stator	301-4821	1	Bracket, Control Mounting
307-0848	1	Relay, Time Delay - Low Oil Pressure	The Following Parts Refer To The Voltage Regulator Filter:		
320-0259	1	Limiter, Cranking	232-2589	1	Regulator Filter Package - Complete
332-0611	2	Block, Terminal - 3 Place	232-2462	1	Box, Mounting
332-0612	1	Strip, Marker - 3 Place	232-2463	1	Cover, Mounting Box
307-0819	3	Relay - Low Oil Pressure And High Water Temperature Pre-Alarm And Low Engine Temperature	312-0197	1	Capacitor
307-0778	3	Spring, Relay Holddown	312-0198	2	Bracket, Capacitor Mountin
301-2393	1	Bracket, Relay Mounting (Low Oil Pressure And High Water Temperature)	508-0071	1	Grommet, Rubber
301-3252	1	Bracket, Relay Mounting (Low Engine Temperature And Generating Relay)	304-0120	2	Resistor, Fixed - 2 Ohms, 25 Watt
307-1143	1	Relay, Generating	304-0015	4	Washer, Resistor Centering
323-0760	1	Socket, Generating Relay	304-0292	2	Insulator, Resistor
307-1157	1	Spring, Generating Relay Holddown	813-0112	2	Screw, Machine - Round Head (10-32 X 2-1/2") Resistor Mounting
302-0612	1	Voltmeter, AC (Scale 0-500)	338-1165	1	Harness, Wiring
301-2308	1	Panel, Upper Control	332-0942	2	Cable, Tie
			625-1310	-	Diagram, Wiring
			Parts Not Furnished By Onan Time Delay Preheat Relay		

The Following Parts Refer To The Glow Plug
Control:

SPECIAL PARTS LIST FOR MODEL 15.ORDJC-3R SPEC 20774AB
 FOR STANDARD PARTS REFER TO CATALOG 974-0221 KEY NO. 1
 (PARTS CATALOG ALSO CONTAINS COMPONENTS FOR MAJOR OPTIONAL FEATURES LISTED BELOW)

WIRING DIAGRAM NO. (ENG) 612-5488-03 (AC) 612-5486-07

PART NO.	QTY.	DESCRIPTION	PART NO.	QTY.	DESCRIPTION
Note: Radiator Cooled Housed Water Jacket Heater AC Meter Panel					
103-0521	1	Backplate, Gearcase			
405-1889	1	Shield, Rain			
320-0259	1	Limiter, Cranking			
301-2288	1	Panel, Upper Control			
The Following Parts Refer To The Glow Plug Control:					
332-0592	3	Jumper, Ground			
307-1274	1	Relay			
315-0433	1	Transformer			
332-0406	1	Block, Terminal - 3 Place (TB 1) Length 2-1/4" Mounting Hole To Mounting Hole			
332-0426	1	Strip, Marker - 1-1/2" Wide (Used With 332-0406 Terminal Block)			
332-0236	1	Block, Terminal - 3 Place (TB 2) Length 2-3/4" Mounting Hole To Mounting Hole			
332-0238	1	Strip, Marker - 1-7/8" Wide (Used With 332-0236 Terminal Block)			
301-4428	1	Box, Control			
301-4429	1	Cover, Control Box			
508-0001	2	Grommet, Rubber			
625-1581	-	Diagram, Wiring			
301-4821	1	Bracket, Control Mounting			

SPECIAL PARTS LIST FOR MODEL 15.0RDJC-3R SPEC 20841AB
 FOR STANDARD PARTS REFER TO CATALOG 974-0221 KEY NO. 1
 (PARTS CATALOG ALSO CONTAINS COMPONENTS FOR MAJOR OPTIONAL FEATURES LISTED BELOW)

WIRING DIAGRAM NO. (ENG)612-5488-03(AC)612-5486-07

PART NO.	QTY.	DESCRIPTION	PART NO.	QTY.	DESCRIPTION
Note: Radiator Cooled Housed Water Jacket Heater AC Meter Panel					
103-0521	1	Backplate, Gearcase			
406-0249	4	Hasp (Housing)			
320-0259	1	Limiter, Cranking			
301-2288	1	Panel, Upper Control			
The Following Parts Refer To The Glow Plug Control:					
332-0592	3	Jumper, Ground			
307-1274	1	Relay			
315-0433	1	Transformer			
332-0406	1	Block, Terminal - 3 Place (TB 1) Length 2-1/4" Mounting Hole To Mounting Hole			
332-0426	1	Strip, Marker - 1-1/2" Wide (Used With 332-0406 Terminal Block)			
332-0236	1	Block, Terminal - 3 Place (TB 2) Length 2-3/4" Mounting Hole To Mounting Hole			
332-0238	1	Strip, Marker - 1-7/8" Wide (Used With 332-0236 Terminal Block)			
301-4428	1	Box, Control			
301-4429	1	Cover, Control Box			
508-0001	2	Grommet, Rubber			
625-1581	-	Diagram, Wiring			
301-4821	1	Bracket, Control Mounting			

SPECIAL PARTS LIST FOR **MODEL** 15.0RDJC-3R **SPEC** 21135AB
 FOR STANDARD PARTS REFER TO **CATALOG** 974-0221 **KEY NO.** 1
 (PARTS CATALOG ALSO CONTAINS COMPONENTS FOR MAJOR OPTIONAL FEATURES LISTED BELOW)

WIRING DIAGRAM NO. (ENG) 612-5488-01 (AC) 612-5708-02

PART NO.	QTY.	DESCRIPTION	PART NO.	QTY.	DESCRIPTION
<p>Note: Radiator Cooled AC Meter Panel</p>					
103-0521	1	Backplate, Gearcase			
405-1157	1	Flange, Air Duct Adapter			
320-0259	1	Limiter, Cranking			
301-2288	1	Panel, Upper Control			
302-0809	1	Meter, Frequency			
304-0711	1	Resistor, Fixed (Frequency Meter) 23,000 Ohm, 50 Watt			
<p>The Following Parts Refer To The Voltage Regulator Filter:</p>					
232-2589	1	Regulator Filter Package - Complete			
232-2462	1	Box, Mounting			
232-2463	1	Cover, Mounting Box			
312-0197	1	Capacitor			
312-0198	2	Bracket, Capacitor Mounting			
508-0071	1	Grommet, Rubber			
304-0120	2	Resistor, Fixed - 2 Ohms, 25 Watt			
304-0015	4	Washer, Resistor Centering			
304-0292	2	Insulator, Resistor			
813-0112	2	Screw, Machine - Round Head (10-32 X 2-1/2") Resistor Mounting			
338-1165	1	Harness, Wiring			
332-0942	2	Cable, Tie			
625-1310	-	Diagram, Wiring			

SPECIAL PARTS LIST FOR **MODEL** 15.ORDJC-3CR **SPEC** 1AA
 FOR STANDARD PARTS REFER TO **CATALOG** 974-0221 **KEY NO.** 1
 (PARTS CATALOG ALSO CONTAINS COMPONENTS FOR MAJOR OPTIONAL FEATURES LISTED BELOW)

WIRING DIAGRAM NO. (ENG)612-2730-01 (AC)612-4814-01

PART NO.	QTY.	DESCRIPTION	PART NO.	QTY.	DESCRIPTION
Note: Standard Model Note: Radiator Cooled 103-0521 1 Backplate, Gearcase 220-2018 1 Stator, Wound 301-2019 1 Panel, Upper Control					

SPECIAL PARTS LIST FOR **MODEL** 15.0RDJC-9XR **SPEC** 1AA
 FOR STANDARD PARTS REFER TO **CATALOG** 974-0221 **KEY NO.** 1
 (PARTS CATALOG ALSO CONTAINS COMPONENTS FOR MAJOR OPTIONAL FEATURES LISTED BELOW)
WIRING DIAGRAM NO. (ENG)612-2730-01 (AC)612-4951-02

PART NO.	QTY.	DESCRIPTION	PART NO.	QTY.	DESCRIPTION
Standard Model Note: Radiator Cooled					
103-0521	1	Backplate, Gearcase			
301-2019	1	Panel, Upper Control			

SPECIAL PARTS LIST FOR **MODEL** 15.0RDJC-18R50 **SPEC** 1AA
 FOR STANDARD PARTS REFER TO **CATALOG** 974-0221 **KEY NO.** 1
 (PARTS CATALOG ALSO CONTAINS COMPONENTS FOR MAJOR OPTIONAL FEATURES LISTED BELOW)

WIRING DIAGRAM NO. (ENG) 612-4873-01 (AC) 612-5226-01

PART NO.	QTY.	DESCRIPTION	PART NO.	QTY.	DESCRIPTION
Note: Standard Pennsylvania Approved Note: Radiator Cooled					
505-0110	2	Plug, Square Head (3/8") Water Outlet Housing			
103-0521	1	Backplate, Gearcase			
405-1157	1	Flange, Air Duct Adapter			
301-1788	1	Panel, Upper Control			

SPECIAL PARTS LIST FOR **MODEL** 15.ORDJC-3CR **SPEC** 1AB
 FOR STANDARD PARTS REFER TO **CATALOG** 974-Q221 **KEY NO.** 1
 (PARTS CATALOG ALSO CONTAINS COMPONENTS FOR MAJOR OPTIONAL FEATURES LISTED BELOW)

WIRING DIAGRAM NO. (ENG) 612-5488-01 (AC) 612-5485-01

PART NO.	QTY.	DESCRIPTION	PART NO.	QTY.	DESCRIPTION
Note: Standard Model Note: Radiator Cooled					
103-0521	1	Backplate, Gearcase			
220-2018	1	Stator, Wound			
320-0259	1	Limiter, Cranking			
301-2019	1	Panel, Upper Control			

SPECIAL PARTS LIST FOR **MODEL** 15.0RDJC-18R **SPEC** 1AB
 FOR STANDARD PARTS REFER TO **CATALOG** 974-0221 **KEY NO.** 1
 (PARTS CATALOG ALSO CONTAINS COMPONENTS FOR MAJOR OPTIONAL FEATURES LISTED BELOW)

WIRING DIAGRAM NO. (ENG)612-5488-01(AC)612-5485-02

PART NO.	QTY.	DESCRIPTION	PART NO.	QTY.	DESCRIPTION
Standard Model					
Note: Radiator Cooled					
103-0521	1	Backplate, Gearcase			
320-0259	1	Limiter, Cranking			
301-2019	1	Panel, Upper Control			

SPECIAL PARTS LIST FOR **MODEL** 15.0RDJC-18R **SPEC** 7AA
 FOR STANDARD PARTS REFER TO **CATALOG** 974-0221 **KEY NO.** 1
 (PARTS CATALOG ALSO CONTAINS COMPONENTS FOR MAJOR OPTIONAL FEATURES LISTED BELOW)
WIRING DIAGRAM NO. (ENG)612-2730-01(AC)612-4814-04

PART NO.	QTY.	DESCRIPTION	PART NO.	QTY.	DESCRIPTION
Note: Radiator Cooled Housed					
103-0521	1	Backplate, Gearcase			
301-2019	1	Panel, Upper Control			

SPECIAL PARTS LIST FOR **MODEL** 15.ORDJC-18R **SPEC** 7AB
 FOR STANDARD PARTS REFER TO **CATALOG** 974-0221 **KEY NO.** 1
 (PARTS CATALOG ALSO CONTAINS COMPONENTS FOR MAJOR OPTIONAL FEATURES LISTED BELOW)
WIRING DIAGRAM NO. (ENG)612-5488-01 (AC)612-5485-04

PART NO.	QTY.	DESCRIPTION	PART NO.	QTY.	DESCRIPTION
Note: Radiator Cooled Housed					
103-0521	1	Backplate, Gearcase			
320-0259	1	Limiter, Cranking			
301-2019	1	Panel, Upper Control			

SPECIAL PARTS LIST FOR **MODEL** 15.0RDJC-4XR **SPEC** 14AA
 FOR STANDARD PARTS REFER TO **CATALOG** 974-0221 **KEY NO.** 1
 (PARTS CATALOG ALSO CONTAINS COMPONENTS FOR MAJOR OPTIONAL FEATURES LISTED BELOW)
WIRING DIAGRAM NO. (ENG) 612-2730-01 (AC) 612-4817-02

PART NO.	QTY.	DESCRIPTION	PART NO.	QTY.	DESCRIPTION
Note: Radiator Cooled AC Meter Panel 103-0521 1 Backplate, Gearcase 301-2308 1 Panel, Upper Control					

SPECIAL PARTS LIST FOR **MODEL** 15.0RDJC-4XR50 **SPEC** 14AA
 FOR STANDARD PARTS REFER TO **CATALOG** 974-0221 **KEY NO.** 1
 (PARTS CATALOG ALSO CONTAINS COMPONENTS FOR MAJOR OPTIONAL FEATURES LISTED BELOW)
WIRING DIAGRAM NO. (ENG)612-4873-01(AC)612-4817-02

PART NO.	QTY.	DESCRIPTION	PART NO.	QTY.	DESCRIPTION
Note: Pennsylvania Approved Note: Radiator Cooled AC Meter Panel 103-0521 1 Backplate, Gearcase 301-2308 1 Panel, Upper Control					

SPECIAL PARTS LIST FOR **MODEL** 15.0RDJC-5DR **SPEC** 14AA
 FOR STANDARD PARTS REFER TO **CATALOG** 974-0221 **KEY NO.** 1
 (PARTS CATALOG ALSO CONTAINS COMPONENTS FOR MAJOR OPTIONAL FEATURES LISTED BELOW)

WIRING DIAGRAM NO. (ENG)612-2730-01(AC)612-4818-02

PART NO.	QTY.	DESCRIPTION	PART NO.	QTY.	DESCRIPTION
Note: Radiator Cooled AC Meter Panel					
103-0521	1	Backplate, Gearcase			
301-2204	1	Panel, Upper Control			

SPECIAL PARTS LIST FOR **MODEL** 15.0RDJC-9XR **SPEC** 14AA
 FOR STANDARD PARTS REFER TO **CATALOG** 974-0221 **KEY NO.** 1
 (PARTS CATALOG ALSO CONTAINS COMPONENTS FOR MAJOR OPTIONAL FEATURES LISTED BELOW)
WIRING DIAGRAM NO. (ENG) 612-2730-01 (AC) 612-4892-02

PART NO.	QTY.	DESCRIPTION	PART NO.	QTY.	DESCRIPTION
Note: Radiator Cooled AC Meter Panel 103-0521 1 Backplate, Gearcase 301-3736 1 Panel, Upper Control					

SPECIAL PARTS LIST FOR **MODEL** 15.0RDJC-5DR **SPEC** 14AB
 FOR STANDARD PARTS REFER TO **CATALOG** 974-0221 **KEY NO.** 1
 (PARTS CATALOG ALSO CONTAINS COMPONENTS FOR MAJOR OPTIONAL FEATURES LISTED BELOW)

WIRING DIAGRAM NO. (ENG)612-5488-01(AC)612-5502-02

PART NO.	QTY.	DESCRIPTION	PART NO.	QTY.	DESCRIPTION
Note: Radiator Cooled AC Meter Panel 103-0521 1 Backplate, Gearcase 320-0259 1 Limiter, Cranking 301-2204 1 Panel, Upper Control					

SPECIAL PARTS LIST FOR **MODEL** 15.ORDJC-4XR **SPEC** 175T
 FOR STANDARD PARTS REFER TO **CATALOG** 974-0221 **KEY NO.** 2
 (PARTS CATALOG ALSO CONTAINS COMPONENTS FOR MAJOR OPTIONAL FEATURES LISTED BELOW)

WIRING DIAGRAM NO. (ENG)612-2730-01(AC)612-1655-01

PART NO.	QTY.	DESCRIPTION	PART NO.	QTY.	DESCRIPTION
Note: City Water Cooled					
104-0548	1	Flywheel Assembly			
104-0957	1	Hub And Pulley, Flywheel			
104-0510	1	Guard, Flywheel			
306-0195	1	Plate, Starter Relay Mtg.			
336-0989	1	Lead, Relay To Starter - 7"			
301-1195	1	Panel, Upper Control			
312-0145	3	Capacitor (.1 Mfd) Meter Panel Terminal Block			

SPECIAL PARTS LIST FOR **MODEL** 15.ORDJC-18R **SPEC** 175AA
 FOR STANDARD PARTS REFER TO **CATALOG** 974-0221 **KEY NO.** 2
 (PARTS CATALOG ALSO CONTAINS COMPONENTS FOR MAJOR OPTIONAL FEATURES LISTED BELOW)
WIRING DIAGRAM NO. (ENG) 612-2730-01 (AC) 612-4814-02

PART NO.	QTY.	DESCRIPTION	PART NO.	QTY.	DESCRIPTION
Note: City Water Cooled					
505-0135	3	Nipple, Half - 3/8 X 1-1/2" - Pipe (Water Inlet)			
505-0060	1	Tee, Pipe - 3/8" Water Inlet			
505-0101	3	Nipple, Close - 3/8" - Pipe (Water Inlet)			
503-0478	1	Hose, Water Inlet-3/4 X 9"			
505-0039	1	Elbow, Pipe - 3/8" X 90° (Water Inlet)			
505-0376	1	Elbow, Pipe - 3/8" X 45° (Water Inlet)			
104-0594	1	Cover, Flywheel Guard			
104-0510	1	Guard, Flywheel			
306-0195	1	Plate, Starter Relay Mtg.			
336-0989	1	Lead, Relay To Starter - 7"			
301-2019	1	Panel, Upper Control			

SPECIAL PARTS LIST FOR **MODEL** 15.0RDJC-3CR **SPEC** 175AB
 FOR STANDARD PARTS REFER TO **CATALOG** 974-0221 **KEY NO.** 2
 (PARTS CATALOG ALSO CONTAINS COMPONENTS FOR MAJOR OPTIONAL FEATURES LISTED BELOW)

WIRING DIAGRAM NO. (ENG) 612-5488-01 (AC) 612-5485-01

PART NO.	QTY.	DESCRIPTION	PART NO.	QTY.	DESCRIPTION
Note: City Water Cooled					
505-0135	3	Nipple, Half - 3/8 X 1-1/2" - Pipe (Water Inlet)			
505-0060	1	Tee, Pipe - 3/8" Water Inlet			
505-0101	3	Nipple, Close - 3/8" - Pipe (Water Inlet)			
503-0478	1	Hose, Water Inlet-3/4 X 9"			
505-0039	1	Elbow, Pipe - 3/8" X 90° (Water Inlet)			
505-0376	1	Elbow, Pipe - 3/8" X 45° (Water Inlet)			
104-0594	1	Cover, Flywheel Guard			
104-0510	1	Guard, Flywheel			
306-0195	1	Plate, Starter Relay Mtg.			
336-0989	1	Lead, Relay To Starter - 7"			
320-0259	1	Limiter, Cranking			
301-2019	1	Panel, Upper Control			
220-2018	1	Stator, Wound			

SPECIAL PARTS LIST FOR **MODEL** 15.0RDJC-3R **SPEC** 809AA
 FOR STANDARD PARTS REFER TO **CATALOG** 974-0221 **KEY NO.** 2
 (PARTS CATALOG ALSO CONTAINS COMPONENTS FOR MAJOR OPTIONAL FEATURES LISTED BELOW)

WIRING DIAGRAM NO. (ENG) 612-2730-01(AC) 612-4815-02

PART NO.	QTY.	DESCRIPTION	PART NO.	QTY.	DESCRIPTION
Note: City Water Cooled AC Meter Panel					
505-0135	3	Nipple, Half - 3/8 X 1-1/2" - Pipe (Water Inlet)			
505-0060	1	Tee, Pipe - 3/8" Water Inlet			
505-0101	3	Nipple, Close - 3/8" - Pipe (Water Inlet)			
503-0478	1	Hose, Water Inlet-3/4 X 9"			
505-0039	1	Elbow, Pipe - 3/8" X 90° (Water Inlet)			
505-0376	1	Elbow, Pipe - 3/8" X 45° (Water Inlet)			
104-0594	1	Cover, Flywheel Guard			
104-0510	1	Guard, Flywheel			
306-0195	1	Plate, Starter Relay Mtg.			
336-0989	1	Lead, Relay To Starter - 7"			
301-2288	1	Panel, Upper Control			
220-2018	1	Stator, Wound			

SPECIAL PARTS LIST FOR **MODEL** 15.ORDJC-4XR **SPEC** 809AA
 FOR STANDARD PARTS REFER TO **CATALOG** 974-0221 **KEY NO.** 2
 (PARTS CATALOG ALSO CONTAINS COMPONENTS FOR MAJOR OPTIONAL FEATURES LISTED BELOW)

WIRING DIAGRAM NO. (ENG)612-2730-01(AC)612-4817-02

PART NO.	QTY.	DESCRIPTION	PART NO.	QTY.	DESCRIPTION
Note: City Water Cooled AC Meter Panel					
505-0135	3	Nipple, Half - 3/8 X 1-1/2" - Pipe (Water Inlet)			
505-0060	1	Tee, Pipe - 3/8" Water Inlet			
505-0101	3	Nipple, Close - 3/8" - Pipe (Water Inlet)			
503-0478	1	Hose, Water Inlet-3/4 X 9"			
505-0039	1	Elbow, Pipe - 3/8" X 90° (Water Inlet)			
505-0376	1	Elbow, Pipe - 3/8" X 45° (Water Inlet)			
104-0594	1	Cover, Flywheel Guard			
104-0510	1	Guard, Flywheel			
306-0195	1	Plate, Starter Relay Mtg.			
336-0989	1	Lead, Relay To Starter - 7"			
301-2308	1	Panel, Upper Control			

SPECIAL PARTS LIST FOR **MODEL** 15.0RDJC-9XR **SPEC** 809AA
 FOR STANDARD PARTS REFER TO **CATALOG** 974-0221 **KEY NO.** 2
 (PARTS CATALOG ALSO CONTAINS COMPONENTS FOR MAJOR OPTIONAL FEATURES LISTED BELOW)

WIRING DIAGRAM NO. (ENG)612-2730-01 (AC)612-4892-02

PART NO.	QTY.	DESCRIPTION	PART NO.	QTY.	DESCRIPTION
Note: City Water Cooled AC Meter Panel					
505-0135	3	Nipple, Half - 3/8 X 1-1/2" - Pipe (Water Inlet)			
505-0060	1	Tee, Pipe - 3/8" Water Inlet			
505-0101	3	Nipple, Close - 3/8" - Pipe (Water Inlet)			
503-0478	1	Hose, Water Inlet-3/4 X 9"			
505-0039	1	Elbow, Pipe - 3/8" X 90° (Water Inlet)			
505-0376	1	Elbow, Pipe - 3/8" X 45° (Water Inlet)			
104-0594	1	Cover, Flywheel Guard			
104-0510	1	Guard, Flywheel			
306-0195	1	Plate, Starter Relay Mtg.			
336-0989	1	Lead, Relay To Starter - 7"			
301-3736	1	Panel, Upper Control			

SPECIAL PARTS LIST FOR **MODEL** 15.0RDJC-9XR **SPEC** 809AB
 FOR STANDARD PARTS REFER TO **CATALOG** 974-0221 **KEY NO.** 2
 (PARTS CATALOG ALSO CONTAINS COMPONENTS FOR MAJOR OPTIONAL FEATURES LISTED BELOW)

WIRING DIAGRAM NO. (ENG) 612-5488-01 (AC) 612-5511-02

PART NO.	QTY.	DESCRIPTION	PART NO.	QTY.	DESCRIPTION
Note: City Water Cooled AC Meter Panel					
505-0135	3	Nipple, Half - 3/8 X 1-1/2" - Pipe (Water Inlet)			
505-0060	1	Tee, Pipe - 3/8" Water Inlet			
505-0101	3	Nipple, Close - 3/8" - Pipe (Water Inlet)			
503-0478	1	Hose, Water Inlet-3/4 X 9"			
505-0039	1	Elbow, Pipe - 3/8" X 90° (Water Inlet)			
505-0376	1	Elbow, Pipe - 3/8" X 45° (Water Inlet)			
104-0594	1	Cover, Flywheel Guard			
104-0510	1	Guard, Flywheel			
306-0195	1	Plate, Starter Relay Mtg.			
336-0989	1	Lead, Relay To Starter - 7"			
320-0259	1	Limiter, Cranking			
301-3736	1	Panel, Upper Control			

SPECIAL PARTS LIST FOR **MODEL** 15.0RDJC-4XR **SPEC** 1031T
 FOR STANDARD PARTS REFER TO **CATALOG** 974-0221 **KEY NO.** 1
 (PARTS CATALOG ALSO CONTAINS COMPONENTS FOR MAJOR OPTIONAL FEATURES LISTED BELOW)

WIRING DIAGRAM NO. (ENG) 612-2730-01 (AC) 612-2115-02

PART NO.	QTY.	DESCRIPTION	PART NO.	QTY.	DESCRIPTION
Note: Radiator Cooled AC Meter Panel					
301-2308	1	Panel, Upper Control			
312-0145	3	Capacitor (.1 Mfd) Meter Panel Terminal Block			
304-0305	1	Resistor, Fixed - 45,000 Ohm, 10 Watt (Time Meter)			

SPECIAL PARTS LIST FOR **MODEL** 15.0RDJC-18R **SPEC** 1041AA
 FOR STANDARD PARTS REFER TO **CATALOG** 974-0221 **KEY NO.** 1
 (PARTS CATALOG ALSO CONTAINS COMPONENTS FOR MAJOR OPTIONAL FEATURES LISTED BELOW)
WIRING DIAGRAM NO. (ENG)612-2730-01 (AC)612-4814-04

PART NO.	QTY.	DESCRIPTION	PART NO.	QTY.	DESCRIPTION
Note: Radiator Cooled Housed Fuel Tank 103-0521 1 Backplate, Gearcase, 301-2019 1 Panel, Upper Control					

SPECIAL PARTS LIST FOR **MODEL** 15.0RDJC-18R **SPEC** 1041AB
 FOR STANDARD PARTS REFER TO **CATALOG** 974-0221 **KEY NO.** 1
 (PARTS CATALOG ALSO CONTAINS COMPONENTS FOR MAJOR OPTIONAL FEATURES LISTED BELOW)
WIRING DIAGRAM NO. (ENG)612-5488-01(AC)612-5485-04

PART NO.	QTY.	DESCRIPTION	PART NO.	QTY.	DESCRIPTION
Note: Radiator Cooled Fuel Tank Housed 103-0521 1 Backplate, Gearcase 320-0259 1 Limiter, Cranking 301-2019 1 Panel, Upper Control					

PART NO.	QTY.	DESCRIPTION	PART NO.	QTY.	DESCRIPTION
Note: Radiator Cooled Fuel Tank Housed AC Meter Panel					
103-0521	1	Backplate, Gearcase			
301-2204	1	Panel, Upper Control			

SPECIAL PARTS LIST FOR **MODEL** 15.0RDJC-4XR **SPEC** 1092AB
 FOR STANDARD PARTS REFER TO **CATALOG** 974-0221 **KEY NO.** 1
 (PARTS CATALOG ALSO CONTAINS COMPONENTS FOR MAJOR OPTIONAL FEATURES LISTED BELOW)
WIRING DIAGRAM NO. (ENG)612-5488-01(AC)612-5501-05

PART NO.	QTY.	DESCRIPTION	PART NO.	QTY.	DESCRIPTION
Note: Radiator Cooled Housed AC Meter Panel Fuel Tank 103-0521 1 Backplate, Gearcase 320-0259 1 Limiter, Cranking 301-2308 1 Panel, Upper Control					

SPECIAL PARTS LIST FOR MODEL 15.0RDJC-4XR SPEC 1140T
 FOR STANDARD PARTS REFER TO CATALOG 974-0221 KEY NO. 1
 (PARTS CATALOG ALSO CONTAINS COMPONENTS FOR MAJOR OPTIONAL FEATURES LISTED BELOW)

WIRING DIAGRAM NO. (ENG)612-2730-01(AC)612-1726-08

PART NO.	QTY.	DESCRIPTION	PART NO.	QTY.	DESCRIPTION
Note: Radiator Cooled Housed AC Meter Panel					
301-2330	1	Panel, Upper Control			
312-0145	3	Capacitor (.1 Mfd) Meter Panel Terminal Block			

SPECIAL PARTS LIST FOR **MODEL** 15.0RDJC-5DR **SPEC** 1140AA
 FOR STANDARD PARTS REFER TO **CATALOG** 974-0221 **KEY NO.** 1
 (PARTS CATALOG ALSO CONTAINS COMPONENTS FOR MAJOR OPTIONAL FEATURES LISTED BELOW)
WIRING DIAGRAM NO. (ENG)612-2730-01(AC)612-4818-07

PART NO.	QTY.	DESCRIPTION	PART NO.	QTY.	DESCRIPTION
Note: Radiator Cooled Housed AC Meter Panel 103-0521 1 Backplate, Gearcase 301-2204 1 Panel, Upper Control					

SPECIAL PARTS LIST FOR **MODEL** 15.0RDJC-4XR **SPEC** 1140AB
 FOR STANDARD PARTS REFER TO **CATALOG** 974-0221 **KEY NO.** 1
 (PARTS CATALOG ALSO CONTAINS COMPONENTS FOR MAJOR OPTIONAL FEATURES LISTED BELOW)
WIRING DIAGRAM NO. (ENG) 612-5488-01 (AC) 612-5501-05

PART NO.	QTY.	DESCRIPTION	PART NO.	QTY.	DESCRIPTION
Note: Radiator Cooled Housed AC Meter Panel					
103-0521	1	Backplate, Gearcase			
320-0259	1	Limiter, Cranking			
301-2308	1	Panel, Upper Control			

FOR STANDARD PARTS REFER TO **CATALOG** 974-0221 **KEY NO.** 1
(PARTS CATALOG ALSO CONTAINS COMPONENTS FOR MAJOR OPTIONAL FEATURES LISTED BELOW)

WIRING DIAGRAM NO. (ENG)612-5488-01(AC)612-5502-07

PART NO.	QTY.	DESCRIPTION	PART NO.	QTY.	DESCRIPTION
Note: Radiator Cooled Housed AC Meter Panel					
103-0521	1	Backplate, Gearcase			
320-0259	1	Limiter, Cranking			
301-2204	1	Panel, Upper Control			

SPECIAL PARTS LIST FOR **MODEL** 15.ORDJC-18R **SPEC** 1337AA
 FOR STANDARD PARTS REFER TO **CATALOG** 974-0221 **KEY NO.** 1
 (PARTS CATALOG ALSO CONTAINS COMPONENTS FOR MAJOR OPTIONAL FEATURES LISTED BELOW)
WIRING DIAGRAM NO. (ENG)612-2730-01 (AC)612-4814-02

PART NO.	QTY.	DESCRIPTION	PART NO.	QTY.	DESCRIPTION
Note: Radiator Cooled Water Jacket Heater 103-0521 1 Backplate, Gearcase 301-2019 1 Panel, Upper Control					

SPECIAL PARTS LIST FOR **MODEL** 15.ORDJC-18R **SPEC** 1337AB
 FOR STANDARD PARTS REFER TO **CATALOG** 974-0221 **KEY NO.** 1
 (PARTS CATALOG ALSO CONTAINS COMPONENTS FOR MAJOR OPTIONAL FEATURES LISTED BELOW)

WIRING DIAGRAM NO. (ENG)612-5488-01 (AC)612-5485-02

PART NO.	QTY.	DESCRIPTION	PART NO.	QTY.	DESCRIPTION
Note: Radiator Cooled Water Jacket Heater					
103-0521	1	Backplate, Gearcase			
320-0259	1	Limiter, Cranking			
301-2019	1	Panel, Upper Control			

SPECIAL PARTS LIST FOR **MODEL** 15.0RDJC-4XR **SPEC** 1483AA
FOR STANDARD PARTS REFER TO **CATALOG** 974-0221 **KEY NO.** 1
(PARTS CATALOG ALSO CONTAINS COMPONENTS FOR MAJOR OPTIONAL FEATURES LISTED BELOW)

WIRING DIAGRAM NO. (ENG)612-2730-01(AC)612-4817-02

PART NO.	QTY.	DESCRIPTION	PART NO.	QTY.	DESCRIPTION
Note: Radiator Cooled Water Jacket Heater AC Meter Panel					
103-0521	1	Backplate, Gearcase			
301-2308	1	Panel, Upper Control			

SPECIAL PARTS LIST FOR **MODEL** 15.0RDJC-4XR50 **SPEC** 1483AA
 FOR STANDARD PARTS REFER TO **CATALOG** 974-0221 **KEY NO.** 1
 (PARTS CATALOG ALSO CONTAINS COMPONENTS FOR MAJOR OPTIONAL FEATURES LISTED BELOW)

WIRING DIAGRAM NO. (ENG)612-4873-01(AC)612-4817-02


PART NO.	QTY.	DESCRIPTION	PART NO.	QTY.	DESCRIPTION
Note: Pennsylvania Approved Note: Radiator Cooled Water Jacket Heater AC Meter Panel 103-0521 1 Backplate, Gearcase 301-2308 1 Panel, Upper Control					

SPECIAL PARTS LIST FOR MODEL 15,000DJC-4XR SPEC 1483AB
 FOR STANDARD PARTS REFER TO CATALOG 974-0221 KEY NO. 1
 (PARTS CATALOG ALSO CONTAINS COMPONENTS FOR MAJOR OPTIONAL FEATURES LISTED BELOW)
 WIRING DIAGRAM NO. (ENG)612-5488-01(AC)612-5501-02

PART NO.	QTY.	DESCRIPTION	PART NO.	QTY.	DESCRIPTION
Note: Radiator Cooled Water Jacket Heater AC Meter Panel					
103-0521	1	Backplate, Gearcase			
320-0259	1	Limiter, Cranking			
301-2308	1	Panel, Upper Control			

SPECIAL PARTS LIST FOR **MODEL** 15.0RDJC-5DR **SPEC** 1483AB
FOR STANDARD PARTS REFER TO **CATALOG** 974-0221 **KEY NO.** 1
(PARTS CATALOG ALSO CONTAINS COMPONENTS FOR MAJOR OPTIONAL FEATURES LISTED BELOW)

WIRING DIAGRAM NO. (ENG) 612-5488-01 (AC) 612-5502-02

PART NO.	QTY.	DESCRIPTION	PART NO.	QTY.	DESCRIPTION
					
103-0521	1	Backplate, Gearcase			
320-0259	1	Limiter, Cranking			
301-2204	1	Panel, Upper Control			

SPECIAL PARTS LIST FOR **MODEL** 15.0RDJC-18R50 **SPEC** 1486AA
 FOR STANDARD PARTS REFER TO **CATALOG** 974-0221 **KEY NO.** 1
 (PARTS CATALOG ALSO CONTAINS COMPONENTS FOR MAJOR OPTIONAL FEATURES LISTED BELOW)
WIRING DIAGRAM NO. (ENG) 612-4873-01 (AC) 612-5226-01

PART NO.	QTY.	DESCRIPTION	PART NO.	QTY.	DESCRIPTION
Note: Pennsylvania Approved Note: Radiator Overhead					
505-0110	2	Plug, Square Head (3/8") Water Outlet Housing			
103-0521	1	Backplate, Gearcase			
405-1157	1	Flange, Air Duct Adapter			
301-1788	1	Panel, Upper Control			



SPECIAL PARTS LIST FOR **MODEL** 15.0F AC-18R **SPEC** 1486AB
FOR STANDARD PARTS REFER TO CATALOG 974-0221 **KEY NO.** 1486AB
(PARTS CATALOG ALSO CONTAINS COMPONENTS FOR MAJOR OPTIONAL FEATURES LISTED BELOW)
WIRING DIAGRAM NO. 612-5488-01 (AC) 612-5485-02

PART NO.	QTY.	DESCRIPTION	PART NO.	QTY.	DESCRIPTION
----------	------	-------------	----------	------	-------------

Note: Radiator Cooled

405-1157	1	Flange, Air Duct Adapter
103-0521	1	Backplate, Gearcase
320-0259	1	Limiter, Cranking
301-2019	1	Panel, Upper Control

SPECIAL PARTS LIST FOR **MODEL** 15.0RDJC-4R50 **SPEC** 1551T
 FOR STANDARD PARTS REFER TO **CATALOG** 974-0221 **KEY NO.** 2
 (PARTS CATALOG ALSO CONTAINS COMPONENTS FOR MAJOR OPTIONAL FEATURES LISTED BELOW)

WIRING DIAGRAM NO. (ENG)612-4277-01(AC)612-3091-01

PART NO.	QTY.	DESCRIPTION	PART NO.	QTY.	DESCRIPTION
Note: Pennsylvania Approved Note: City Water Cooled Heat Exchanger					
104-0548	1	Flywheel Assembly			
104-0957	1	Hub And Pulley, Flywheel			
104-0510	1	Guard, Flywheel			
306-0195	1	Plate, Starter Relay Mtg.			
336-0989	1	Lead, Relay To Starter - 7"			
130-0591	1	Guard, Belt			
502-0257	1	Tee, Pipe - Brass (3/8) Water Inlet			
502-0263	1	Elbow, Brass (3/8 90°) Water Inlet			
502-0298	1	Elbow, Brass (3/8 45°) Water Inlet			
502-0258	3	Nipple, Half - Brass (3/8 X 2") Water Inlet			
502-0085	3	Nipple, Close - Brass (3/8) Water Inlet			
502-0258	2	Nipple, Half-Brass (3/8 X 2") Water Pump Inlet			
502-0085	2	Nipple, Close - Brass (3/8) Water Pump Inlet			
502-0263	2	Elbow, Brass - 3/8" 90° Water Pump Inlet			
308-0220	1	Switch, Selector			
301-2019	1	Panel, Upper Control			

SPECIAL PARTS LIST FOR **MODEL** 15.0RDJC-3CR **SPEC** 1551AA
 FOR STANDARD PARTS REFER TO **CATALOG** 974-0221 **KEY NO.** 2
 (PARTS CATALOG ALSO CONTAINS COMPONENTS FOR MAJOR OPTIONAL FEATURES LISTED BELOW)

WIRING DIAGRAM NO. (ENG) 612-2730-01 (AC) 612-4814-01

PART NO.	QTY.	DESCRIPTION	PART NO.	QTY.	DESCRIPTION
Note: City Water Cooled Heat Exchanger					
104-0548	1	Flywheel Assembly			
104-0957	1	Hub And Pulley, Flywheel			
104-0510	1	Guard, Flywheel			
306-0195	1	Plate, Starter Relay Mtg.			
336-0989	1	Lead, Relay To Starter - 7"			
505-0135	3	Nipple, Half - 3/8 X 1-1/2" - Water Inlet - Pump To Block			
502-0258	2	Nipple, Half - Brass - 3/8 X 2" Water Pump Inlet			
502-0085	2	Nipple, Close - Brass - 3/8" Water Pump Inlet			
502-0263	2	Elbow, Brass - 3/8"-90° Water Pump Inlet			
220-2018	1	Stator, Wound			
301-2019	1	Panel, Upper Control			

SPECIAL PARTS LIST FOR **MODEL** 15.ORDJC-18R **SPEC** 1551AA
 FOR STANDARD PARTS REFER TO **CATALOG** 974-0221 **KEY NO.** 2
 (PARTS CATALOG ALSO CONTAINS COMPONENTS FOR MAJOR OPTIONAL FEATURES LISTED BELOW)
WIRING DIAGRAM NO. (ENG)612-2730-01(AC)612-4814-02

PART NO.	QTY.	DESCRIPTION	PART NO.	QTY.	DESCRIPTION
Note: City Water Cooled Heat Exchanger					
104-0548	1	Flywheel Assembly			
104-0957	1	Hub And Pulley, Flywheel			
104-0510	1	Guard, Flywheel			
306-0195	1	Plate, Starter Relay Mtg.			
336-0989	1	Lead, Relay To Starter - 7"			
505-0135	3	Nipple, Half - 3/8 X 1-1/2" - Water Inlet - Pump To Block			
502-0258	2	Nipple, Half - Brass - 3/8 X 2" Water Pump Inlet			
502-0085	2	Nipple, Close - Brass - 3/8" Water Pump Inlet			
502-0263	2	Elbow, Brass - 3/8"-90° Water Pump Inlet			
301-2019	1	Panel, Upper Control			

SPECIAL PARTS LIST FOR **MODEL** 15.ORDJC-18R **SPEC** 1551AB
FOR STANDARD PARTS REFER TO CATALOG 974-0221 **KEY NO.** 2
(PARTS CATALOG ALSO CONTAINS COMPONENTS FOR MAJOR OPTIONAL FEATURES LISTED BELOW)

WIRING DIAGRAM NO. (ENG)612-5488-01(AC)612-5485-02

PART NO.	QTY.	DESCRIPTION	PART NO.	QTY.	DESCRIPTION
Note: City Water Cooled Heat Exchanger					
104-0548	1	Flywheel Assembly			
104-0957	1	Hub And Pulley, Flywheel			
104-0510	1	Guard, Flywheel			
306-0195	1	Plate, Starter Relay Mtg.			
336-0989	1	Lead, Relay To Starter - 7"			
505-0135	3	Nipple, Half - 3/8 X 1-1/2" - Water Inlet - Pump To Block			
502-0258	2	Nipple, Half - Brass - 3/8 X 2" Water Pump Inlet			
502-0085	2	Nipple, Close - Brass - 3/8" Water Pump Inlet			
502-0263	2	Elbow, Brass - 3/8"-90° Water Pump Inlet			
320-0259	1	Limiter, Cranking			
301-2019	1	Panel, Upper Control			

The following catalog
has gaps in its page
numbers, or doesn't
have any numbers.
We have chosen to
leave the page
numbering in the
order that Acrobat
assigns it.

SPECIAL PARTS LIST FOR MODEL 15.0RDJC-3R SPEC 9413T
 FOR STANDARD PARTS REFER TO CATALOG 974-0221 KEY NO. 1
 (PARTS CATALOG ALSO CONTAINS COMPONENTS FOR MAJOR OPTIONAL FEATURES LISTED BELOW)
 WIRING DIAGRAM NO. (ENG) 612-2730-01 (AC) 612-2719-14

PART NO.	QTY.	DESCRIPTION	PART NO.	QTY.	DESCRIPTION
Note: Radiator Cooled Housed AC Meter Panel 405-1889 1 Shield, Rain 220-0736 1 Stator, Wound 301-1551 1 Panel, Upper Control					

SPECIAL PARTS LIST FOR **MODEL** 12.5RDJC-53R **SPEC** 9413AA
 FOR STANDARD PARTS REFER TO **CATALOG** 974-0221 **KEY NO.** 1
 (PARTS CATALOG ALSO CONTAINS COMPONENTS FOR MAJOR OPTIONAL FEATURES LISTED BELOW)
WIRING DIAGRAM NO. (ENG) 612-2730-01(AC) 612-4815-09

PART NO.	QTY.	DESCRIPTION	PART NO.	QTY.	DESCRIPTION
Note: Radiator Cooled Housed AC Meter Panel 103-0521 1 Backplate, Gearcase 405-1889 1 Shield, Rain 301-2288 1 Panel, Upper Control					

SPECIAL PARTS LIST FOR MODEL 15.0RDJC-3R SPEC 9413AA
FOR STANDARD PARTS REFER TO CATALOG 974-0221 KEY NO. 1
(PARTS CATALOG ALSO CONTAINS COMPONENTS FOR MAJOR OPTIONAL FEATURES LISTED BELOW)

WIRING DIAGRAM NO. (ENG) 612-2730-01 (AC) 612-4815-07

PART NO.	QTY.	DESCRIPTION	PART NO.	QTY.	DESCRIPTION
Note: Radiator Cooled Housed AC Meter Panel					
405-1889	1	Shield, Rain			
103-0521	1	Backplate, Gearcase			
301-2288	1	Panel, Upper Control			



SPECIAL PARTS LIST FOR MODEL 15.0RDJC-4R SPEC 9413AA
 FOR STANDARD PARTS REFER TO CATALOG 974-0221 KEY NO. 1
 (PARTS CATALOG ALSO CONTAINS COMPONENTS FOR MAJOR OPTIONAL FEATURES LISTED BELOW)
WIRING DIAGRAM NO. (ENG) 612-2730-01(AC) 612-4816-07

PART NO.	QTY.	DESCRIPTION	PART NO.	QTY.	DESCRIPTION
Note: Radiator Cooled Housed AC Meter Panel 103-0521 1 Backplate, Gearcase 405-1889 1 Shield, Rain 301-2204 1 Panel, Upper Control					

SPECIAL PARTS LIST FOR **MODEL** 15.0RDJC-3R **SPEC** 9413AB
 FOR STANDARD PARTS REFER TO **CATALOG** 974-0221 **KEY NO.** 1
 (PARTS CATALOG ALSO CONTAINS COMPONENTS FOR MAJOR OPTIONAL FEATURES LISTED BELOW)
WIRING DIAGRAM NO. (ENG) 612-5488-01 (AC) 612-5486-07

PART NO.	QTY.	DESCRIPTION	PART NO.	QTY.	DESCRIPTION
Note: Radiator Cooled Housed AC Meter Panel 103-0521 1 Backplate, Gearcase 405-1889 1 Shield, Rain 320-0259 1 Limiter, Cranking 301-2288 1 Panel, Upper Control					

SPECIAL PARTS LIST FOR MODEL 12.5RDJC-53R SPEC 9453AA
 FOR STANDARD PARTS REFER TO CATALOG 974-0221 KEY NO. 1
 (PARTS CATALOG ALSO CONTAINS COMPONENTS FOR MAJOR OPTIONAL FEATURES LISTED BELOW)

WIRING DIAGRAM NO. (ENG)612-2730-01(AC)612-4815-14

PART NO.	QTY.	DESCRIPTION	PART NO.	QTY.	DESCRIPTION
Note: Radiator Cooled Overspeed Switch AC Meter Panel					
103-0521	1	Backplate, Gearcase			
338-0768	1	Harness, Wiring - Voltage Regulator To Exciter Stator			
301-2288	1	Panel, Upper Control			

SPECIAL PARTS LIST FOR **MODEL** 15.ORDJC-3R **SPEC** 9453AA
 FOR STANDARD PARTS REFER TO **CATALOG** 974-0221 **KEY NO.** 1
 (PARTS CATALOG ALSO CONTAINS COMPONENTS FOR MAJOR OPTIONAL FEATURES LISTED BELOW)
WIRING DIAGRAM NO. (ENG) 612-2730-01(AC) 612-4815-12

PART NO.	QTY.	DESCRIPTION	PART NO.	QTY.	DESCRIPTION
Note: Radiator Cooled Overspeed Switch AC Meter Panel					
103-0521	1	Backplate, Gearcase			
301-2288	1	Panel, Upper Control			
338-0768	1	Harness, Wiring - Voltage Regulator To Exciter Stator			

SPECIAL PARTS LIST FOR MODEL 15.0RDJC-4R SPEC 9654T
 FOR STANDARD PARTS REFER TO CATALOG 974-0221 KEY NO. 1
 (PARTS CATALOG ALSO CONTAINS COMPONENTS FOR MAJOR OPTIONAL FEATURES LISTED BELOW)

WIRING DIAGRAM NO. (ENG) 612-2730-01 (AC) 612-2727-14

PART NO.	QTY.	DESCRIPTION	PART NO.	QTY.	DESCRIPTION
Note: Radiator Cooled Overspeed Switch Fuel Tank Housed Water Jacket Heater AC Meter Panel 405-1889 1 Shield, Rain 220-0835 1 Stator, Wound 301-2204 1 Panel, Upper Control					

SPECIAL PARTS LIST FOR MODEL 15.ORDJC-4R SPEC 9690T
 FOR STANDARD PARTS REFER TO CATALOG 974-0221 KEY NO. 1
 (PARTS CATALOG ALSO CONTAINS COMPONENTS FOR MAJOR OPTIONAL FEATURES LISTED BELOW)

WIRING DIAGRAM NO. (ENG) 612-2730-01 (AC) 612-2725-03

PART NO.	QTY.	DESCRIPTION	PART NO.	QTY.	DESCRIPTION
Note: Radiator Cooled Fuel Tank Housed Water Jacket Heater 301-1195 1 Panel, Upper Control					

WIRING DIAGRAM NO. (ENG)612-2730-01(AC)612-4814-03

Note: Radiator Cooled
Fuel Tank.
Housed
Water Jacket Heater

103-0521	1	Backplate, Gearcase
301-2019	1	Panel, Upper Control

SPECIAL PARTS LIST FOR MODEL 15.0RDJC-3R SPEC 9793AA
 FOR STANDARD PARTS REFER TO CATALOG 974-0221 KEY NO. 1
 (PARTS CATALOG ALSO CONTAINS COMPONENTS FOR MAJOR OPTIONAL FEATURES LISTED BELOW)

WIRING DIAGRAM NO. (ENG) 612-2730-01 (AC) 612-4815-07

PART NO.	QTY.	DESCRIPTION	PART NO.	QTY.	DESCRIPTION
Note: Radiator Cooled Overspeed Switch Housed AC Meter Panel					
103-0521	1	Backplate, Gearcase			
338-0768	1	Harness, Wiring - Voltage Regulator To Exciter Stator			
405-1889	1	Shield, Rain			
301-2288	1	Panel, Upper Control			

SPECIAL PARTS LIST FOR **MODEL** 15.ORDJC-4R **SPEC** 9916T
 FOR STANDARD PARTS REFER TO **CATALOG** 974-0221 **KEY NO.** 1
 (PARTS CATALOG ALSO CONTAINS COMPONENTS FOR MAJOR OPTIONAL FEATURES LISTED BELOW)
WIRING DIAGRAM NO. (ENG) 612-2730-01 (AC) 612-2720-14

PART NO.	QTY.	DESCRIPTION	PART NO.	QTY.	DESCRIPTION
Note: Radiator Cooled Fuel Tank Housed AC Meter Panel					
220-0835	1	Stator, Wound			
301-2138	1	Panel, Upper Control			

SPECIAL PARTS LIST FOR MODEL 15.ORDJC-3R SPEC 9916AA
 FOR STANDARD PARTS REFER TO CATALOG 974-0221 KEY NO. 1
 (PARTS CATALOG ALSO CONTAINS COMPONENTS FOR MAJOR OPTIONAL FEATURES LISTED BELOW)

WIRING DIAGRAM NO. (ENG) 612-2730-01 (AC) 612-4815-07

PART NO.	QTY.	DESCRIPTION	PART NO.	QTY.	DESCRIPTION
Note: Radiator Cooled Fuel Tank Housed AC Meter Panel Overspeed Switch					
103-0521	1	Backplate, Gearcase			
338-0768	1	Harness, Wiring - Voltage Regulator To Exciter Stator			
301-2288	1	Panel, Upper Control			

SPECIAL PARTS LIST FOR **MODEL** 15.ORDJC-4R **SPEC** 9916AA
FOR STANDARD PARTS REFER TO CATALOG 974-0221 **KEY NO.** 1
(PARTS CATALOG ALSO CONTAINS COMPONENTS FOR MAJOR OPTIONAL FEATURES LISTED BELOW)
WIRING DIAGRAM NO. (ENG)612-2730-01(AC)612-4816-07

PART NO.	QTY.	DESCRIPTION	PART NO.	QTY.	DESCRIPTION
Note: Radiator Cooled Overspeed Switch Fuel Tank Housed AC Meter Panel					
103-0521	1	Backplate, Gearcase			
338-0768	1	Harness, Wiring - Voltage Regulator To Exciter Stator			
301-2204	1	Panel, Upper Control			

SPECIAL PARTS LIST FOR **MODEL** 15.0RDJC-3R **SPEC** 10115T
FOR STANDARD PARTS REFER TO CATALOG 974-0221 **KEY NO.** 1
(PARTS CATALOG ALSO CONTAINS COMPONENTS FOR MAJOR OPTIONAL FEATURES LISTED BELOW)
WIRING DIAGRAM NO. (ENG)612-2730-01(AC)612-2726-14

PART NO.	QTY.	DESCRIPTION	PART NO.	QTY.	DESCRIPTION
Note: Radiator Cooled Fuel Tank Housed AC Meter Panel 405-1889 1 Shield, Rain 220-0736 1 Stator, Wound 301-2288 1 Panel, Upper Control					

SPECIAL PARTS LIST FOR **MODEL** 15.ORDJC-4R **SPEC** 10418T
FOR STANDARD PARTS REFER TO **CATALOG** 974-0221 **KEY NO.** 1
(PARTS CATALOG ALSO CONTAINS COMPONENTS FOR MAJOR OPTIONAL FEATURES LISTED BELOW)

WIRING DIAGRAM NO. (ENG) 612-2730-01 (AC) 612-2720-14

PART NO.	QTY.	DESCRIPTION	PART NO.	QTY.	DESCRIPTION
<div>Note: Radiator Cooled Water Jacket Heater Fuel Tank Housed AC Meter Panel</div>					
301-2138	1	Panel, Upper Control			

SPECIAL PARTS LIST FOR MODEL 15.ORDJC-3R SPEC 10418AA
 FOR STANDARD PARTS REFER TO CATALOG 974-0221 KEY NO. 1
 (PARTS CATALOG ALSO CONTAINS COMPONENTS FOR MAJOR OPTIONAL FEATURES LISTED BELOW)
 WIRING DIAGRAM NO. (ENG)612-2730-01 (AC)612-4815-07

PART NO.	QTY.	DESCRIPTION	PART NO.	QTY.	DESCRIPTION
Note: Radiator Cooled Fuel Tank Housed AC Meter Panel Water Jacket Heater 103-0521 1 Backplate, Gearcase 301-2288 1 Panel, Upper Control					

SPECIAL PARTS LIST FOR MODEL 15.0RDJC-4R SPEC 10763T
 FOR STANDARD PARTS REFER TO CATALOG 974-0221 KEY NO. 1
 (PARTS CATALOG ALSO CONTAINS COMPONENTS FOR MAJOR OPTIONAL FEATURES LISTED BELOW)

WIRING DIAGRAM NO. (ENG)612-2749-01(AC)612-3177-02

PART NO.	QTY.	DESCRIPTION	PART NO.	QTY.	DESCRIPTION
Note: Radiator Cooled Overspeed Switch AC Meter Panel					
405-1157	1	Flange, Air Duct Adapter			
220-1190	1	Stator, Wound			
209-0060	1	Exciter, Complete (Less Cover) For Replacement Parts Use Exciter Number 06SX1N3B (Column G) As Listed In Catalog Except Parts Marked *			
304-0479	1	*Resistor, Fixed - 425 Ohm, 50 Watt			
320-0259	1	Limiter, Cranking			
332-0795	1	Block, Terminal - 16 Place			
332-0862	1	Strip, Marker - 16 Place			
301-2138	1	Panel, Upper Control			
303-0097	1	Rheostat, Adjustable Voltage (75 Ohm, 25 Watt)			
303-0032	1	Knob, Rheostat			

SPECIAL PARTS LIST FOR MODEL 15.0RDJC-3R SPEC 10763AA
 FOR STANDARD PARTS REFER TO CATALOG 974-0221 KEY NO. 1
 (PARTS CATALOG ALSO CONTAINS COMPONENTS FOR MAJOR OPTIONAL FEATURES LISTED BELOW)

WIRING DIAGRAM NO. (ENG) 612-2749-01 (AC) 612-4815-12

PART NO.	QTY.	DESCRIPTION	PART NO.	QTY.	DESCRIPTION
Note: Radiator Cooled Overspeed Switch AC Meter Panel					
103-0521	1	Backplate, Gearcase			
405-1157	1	Flange, Air Duct Adapter			
338-0768	1	Harness, Wiring - Voltage Regulator To Exciter Stator			
320-0259	1	Limiter, Cranking			
332-0795	1	Block, Terminal - 16 Place			
332-0862	1	Strip, Marker - 16 Place			
301-2288	1	Panel, Upper Control			

SPECIAL PARTS LIST FOR MODEL 15.ORDJC-4R SPEC 10763AA
 FOR STANDARD PARTS REFER TO CATALOG 974-0221 KEY NO. 1
 (PARTS CATALOG ALSO CONTAINS COMPONENTS FOR MAJOR OPTIONAL FEATURES LISTED BELOW)

WIRING DIAGRAM NO. (ENG) 612-2749-01 (AC) 612-4816-12

PART NO.	QTY.	DESCRIPTION	PART NO.	QTY.	DESCRIPTION
Note: Radiator Cooled Overspeed Switch					
AC Meter Panel					
103-0521	1	Backplate, Gearcase			
405-1157	1	Flange, Air Duct Adapter			
338-0768	1	Harness, Wiring - Voltage Regulator To Exciter Stator			
320-0259	1	Limiter, Cranking			
332-0795	1	Block, Terminal - 16 Place			
332-0862	1	Strip, Marker - 16 Place			
301-2204	1	Panel, Upper Control			

SPECIAL PARTS LIST FOR MODEL 15.0RDJC-3R SPEC 10763AB
 FOR STANDARD PARTS REFER TO CATALOG 974-0221 KEY NO. 1
 (PARTS CATALOG ALSO CONTAINS COMPONENTS FOR MAJOR OPTIONAL FEATURES LISTED BELOW)

WIRING DIAGRAM NO. (ENG)612-5506-01(AC)612-5486-12

PART NO.	QTY.	DESCRIPTION	PART NO.	QTY.	DESCRIPTION
Note: Radiator Cooled Overspeed Switch AC Meter Panel					
405-1157	1	Flange, Air Duct Adapter			
103-0521	1	Backplate, Gearcase			
338-0768	1	Harness, Wiring - Voltage Regulator To Exciter Stator			
320-0259	1	Limiter, Cranking			
301-2288	1	Panel, Upper Control			

SPECIAL PARTS LIST FOR MODEL 15.ORDJC-4R SPEC 10763AB
 FOR STANDARD PARTS REFER TO CATALOG 974-0221 KEY NO. 1
 (PARTS CATALOG ALSO CONTAINS COMPONENTS FOR MAJOR OPTIONAL FEATURES LISTED BELOW)
 WIRING DIAGRAM NO. (ENG)612-5506-01(AC)612-5500-12

PART NO.	QTY.	DESCRIPTION	PART NO.	QTY.	DESCRIPTION
Note: Radiator Cooled Overspeed Switch AC Meter Panel					
103-0521	1	Backplate, Gearcase			
405-1157	1	Flange, Air Duct Adapter			
338-0768	1	Harness, Wiring - Voltage Regulator To Exciter Stator			
320-0259	1	Limiter, Cranking			
301-2204	1	Panel, Upper Control			

SPECIAL PARTS LIST FOR MODEL 15.0RDJC-4R SPEC 10969T
 FOR STANDARD PARTS REFER TO CATALOG 974-0221 KEY NO. 1
 (PARTS CATALOG ALSO CONTAINS COMPONENTS FOR MAJOR OPTIONAL FEATURES LISTED BELOW)

WIRING DIAGRAM NO. (ENG)612-2896-01(AC)612-2720-04

PART NO.	QTY.	DESCRIPTION	PART NO.	QTY.	DESCRIPTION
Note: Radiator Cooled Overspeed Switch AC Meter Panel Water Jacket Heater					
405-1157	1	Flange, Air Duct Adapter			
220-0835	1	Stator, Wound			
307-0597	2	Relay - Pilot (1) Fuel (1)			
307-1149	1	Relay, Time Delay (Cycle Cranker) 1 - 300 Seconds			
332-0532	1	Block, Terminal - 5 Place			
332-0533	1	Strip, Terminal - 5 Place			
307-0696	1	Relay, Cycle Cranker (10 Seconds)			
307-0734	1	Relay, Cycle Cranker (5 Seconds)			
332-0795	1	Block, Terminal - 16 Place			
332-0862	1	Strip, Marker - 16 Place			
301-2574	1	Panel, Lower Control			
301-2138	1	Panel, Upper Control			

SPECIAL PARTS LIST FOR **MODEL** 12.5RDJC-53CR **SPEC** 11252AA
 FOR STANDARD PARTS REFER TO **CATALOG** 974-0221 **KEY NO.** 1
 (PARTS CATALOG ALSO CONTAINS COMPONENTS FOR MAJOR OPTIONAL FEATURES LISTED BELOW)
WIRING DIAGRAM NO. (ENG)612-2730-01(AC)612-4814-11

PART NO.	QTY.	DESCRIPTION	PART NO.	QTY.	DESCRIPTION
Note: Radiator Cooled Fuel Tank Housed Water Jacket Heater					
103-0521	1	Backplate, Gearcase			
405-1889	1	Shield, Rain			
301-2019	1	Panel, Upper Control			

PART NO.	QTY.	DESCRIPTION	PART NO.	QTY.	DESCRIPTION
Note: Radiator Cooled Fuel Tank Housed Water Jacket Heater					
103-0521	1	Backplate, Gearcase			
405-1889	1	Shield, Rain			
301-2019	1	Panel, Upper Control			

SPECIAL PARTS LIST FOR MODEL 15.0RDJC-3CR SPEC 11252AB
 FOR STANDARD PARTS REFER TO CATALOG 974-0221 KEY NO. 1
 (PARTS CATALOG ALSO CONTAINS COMPONENTS FOR MAJOR OPTIONAL FEATURES LISTED BELOW)
 WIRING DIAGRAM NO. (ENG) 612-5488-01 (AC) 612-5485-03

PART NO.	QTY.	DESCRIPTION	PART NO.	QTY.	DESCRIPTION
Note: Radiator Cooled Fuel Tank Housed Water Jacket Heater 103-0521 1 Backplate, Gearcase 405-1889 1 Shield, Rain 320-0259 1 Limiter, Cranking 301-2019 1 Panel, Upper Control					

SPECIAL PARTS LIST FOR MODEL 15.ORDJC-3R SPEC 11484AA
 FOR STANDARD PARTS REFER TO CATALOG 974-0221 KEY NO. 1
 (PARTS CATALOG ALSO CONTAINS COMPONENTS FOR MAJOR OPTIONAL FEATURES LISTED BELOW)

WIRING DIAGRAM NO. (ENG) 612-2730-01 (AC) 612-4815-07

PART NO.	QTY.	DESCRIPTION	PART NO.	QTY.	DESCRIPTION
Note: Radiator Cooled Overspeed Switch Water Jacket Heater Housed AC Meter Panel					
103-0521	1	Backplate, Gearcase			
338-0768	1	Harness, Wiring - Voltage Regulator To Exciter Stator			
405-1889	1	Shield, Rain			
301-2288	1	Panel, Upper Control			

SPECIAL PARTS LIST FOR MODEL 15.ORDJC-4R SPEC 11484AB
FOR STANDARD PARTS REFER TO CATALOG 974-0221 KEY NO. 1
(PARTS CATALOG ALSO CONTAINS COMPONENTS FOR MAJOR OPTIONAL FEATURES LISTED BELOW)

WIRING DIAGRAM NO. (ENG) 612-5488-01 (AC) 612-5500-07

PART NO.	QTY.	DESCRIPTION	PART NO.	QTY.	DESCRIPTION
Note: Radiator Cooled Overspeed Switch Housed Water Jacket Heater AC Meter Panel					
103-0521	1	Backplate, Gearcase			
405-1889	1	Shield, Rain			
338-0768	1	Harness, Wiring - Voltage Regulator To Exciter Stator			
320-0259	1	Limiter, Cranking			
301-2204	1	Panel, Upper Control			

SPECIAL PARTS LIST FOR **MODEL** 15.ORDJC-3R **SPEC** 11531T
 FOR STANDARD PARTS REFER TO **CATALOG** 974-0221 **KEY NO.** 1
 (PARTS CATALOG ALSO CONTAINS COMPONENTS FOR MAJOR OPTIONAL FEATURES LISTED BELOW)
WIRING DIAGRAM NO. (ENG) 612-2749-01(AC) 612-2719-04

PART NO.	QTY.	DESCRIPTION	PART NO.	QTY.	DESCRIPTION
Note: Radiator Cooled AC Meter Panel 405-1157 1 Flange, Air Duct Adapter 220-0843 1 Stator, Wound 320-0259 1 Limiter, Cranking 332-0795 1 Block, Terminal - 16 Place 332-0862 1 Strip, Marker - 16 Place 301-1551 1 Panel, Upper Control					

WIRING DIAGRAM NO. (AC)612-2749-01 (AC)612-2720-04

Revised _____

SPECIAL PARTS LIST FOR MODEL 15.0RDJC-4R SPEC 11531AA
 FOR STANDARD PARTS REFER TO CATALOG 974-0221 KEY NO. 1
 (PARTS CATALOG ALSO CONTAINS COMPONENTS FOR MAJOR OPTIONAL FEATURES LISTED BELOW)

WIRING DIAGRAM NO. (ENG) 612-2749-01 (AC) 612-4816-02

PART NO.	QTY.	DESCRIPTION	PART NO.	QTY.	DESCRIPTION
Note: Radiator Cooled Overspeed Switch AC Meter Panel					
103-0521	1	Backplate, Gearcase			
405-1157	1	Flange, Air Duct Adapter			
338-0768	1	Harness, Wiring - Voltage Regulator To Exciter Stator			
320-0259	1	Limiter, Cranking			
332-0795	1	Block, Terminal - 16 Place			
332-0862	1	Strip, Marker - 16 Place			
301-2204	1	Panel, Upper Control			

SPECIAL PARTS LIST FOR MODEL 15.0RDJC-3R SPEC 11531AB
 FOR STANDARD PARTS REFER TO CATALOG 974-0221 KEY NO. 1
 (PARTS CATALOG ALSO CONTAINS COMPONENTS FOR MAJOR OPTIONAL FEATURES LISTED BELOW)
 WIRING DIAGRAM NO. (ENG) 612-5506-01 (AC) 612-5486-02

PART NO.	QTY.	DESCRIPTION	PART NO.	QTY.	DESCRIPTION
Note: Radiator Cooled Overspeed Switch AC Meter Panel					
103-0521	1	Backplate, Gearcase			
405-1157	1	Flange, Air Duct Adapter			
338-0768	1	Harness, Wiring - Voltage Regulator To Exciter Stator			
320-0259	1	Limiter, Cranking			
301-2288	1	Panel, Upper Control			

SPECIAL PARTS LIST FOR MODEL 15.0RDJC-4R SPEC 11636T
 FOR STANDARD PARTS REFER TO CATALOG 974-0221 KEY NO. 1
 (PARTS CATALOG ALSO CONTAINS COMPONENTS FOR MAJOR OPTIONAL FEATURES LISTED BELOW)

WIRING DIAGRAM NO. (ENG) 612-2730-01 (AC) 612-2720-04

PART NO.	QTY.	DESCRIPTION	PART NO.	QTY.	DESCRIPTION
Note: Radiator Cooled Overspeed Switch Oil Bath Air Cleaner AC Meter Panel					
140-1260	1	Fitting, Safety Filter-Air Cleaner Adapter To Restriction Indicator			
140-1212	1	Adapter, Air Cleaner Hose			
503-0274	2	Clamp, Air Cleaner Hose			
505-0008	1	Plug, Air Cleaner Adapter			
220-0835	1	Stator, Wound			
301-2138	1	Panel, Upper Control			

SPECIAL PARTS LIST FOR MODEL 15.0RDJC-3R SPEC 11636AA
 FOR STANDARD PARTS REFER TO CATALOG 974-0221 KEY NO. 1
 (PARTS CATALOG ALSO CONTAINS COMPONENTS FOR MAJOR OPTIONAL FEATURES LISTED BELOW)

WIRING DIAGRAM NO. (ENG) 612-2730-01 (AC) 612-4815-02

PART NO.	QTY.	DESCRIPTION	PART NO.	QTY.	DESCRIPTION
Note: Radiator Cooled Overspeed Switch Oil Bath Air Cleaner AC Meter Panel					
140-1260	1	Fitting, Safety Filter-Air Cleaner Adapter To Restriction Indicator			
140-1212	1	Adapter, Air Cleaner Hose			
503-0274	2	Clamp, Air Cleaner Hose			
505-0008	1	Plug, Air Cleaner Adapter			
103-0521	1	Backplate, Gearcase			
338-0768	1	Harness, Wiring - Voltage Regulator To Exciter Stator			
301-2288	1	Panel, Upper Control			

SPECIAL PARTS LIST FOR MODEL 15.0RDJC-4R SPEC 11636AA
 FOR STANDARD PARTS REFER TO CATALOG 974-0221 KEY NO. 1
 (PARTS CATALOG ALSO CONTAINS COMPONENTS FOR MAJOR OPTIONAL FEATURES LISTED BELOW)

WIRING DIAGRAM NO. (ENG)612-2730-01(AC)612-4816-02

PART NO.	QTY.	DESCRIPTION	PART NO.	QTY.	DESCRIPTION
Note: Radiator Cooled Overspeed Switch Oil Bath Air Cleaner AC Meter Panel					
140-1260	1	Fitting, Safety Filter-Air Cleaner Adapter To Restriction Indicator			
140-1212	1	Adapter, Air Cleaner Hose			
503-0274	2	Clamp, Air Cleaner Hose			
505-0008	1	Plug, Air Cleaner Adapter			
103-0521	1	Backplate, Gearcase			
301-2204	1	Panel, Upper Control			

SPECIAL PARTS LIST FOR MODEL 15.ORDJC-3R SPEC 11862T
 FOR STANDARD PARTS REFER TO CATALOG 974-0221 KEY NO. 1
 (PARTS CATALOG ALSO CONTAINS COMPONENTS FOR MAJOR OPTIONAL FEATURES LISTED BELOW)

WIRING DIAGRAM NO. (ENG) 612-2749-01(AC) 612-2726-14

PART NO.	QTY.	DESCRIPTION	PART NO.	QTY.	DESCRIPTION
Note: Radiator Cooled Housed AC Meter Panel Overspeed Switch Water Jacket Heater					
405-1889	1	Shield, Rain			
220-0843	1	Stator, Wound			
320-0259	1	Limiter, Cranking			
332-0795	1	Block, Terminal - 16 Place			
332-0862	1	Strip, Marker - 16 Place			
301-2288	1	Panel, Upper Control			

SPECIAL PARTS LIST FOR MODEL 15.ORDJC-4R SPEC 11862T
 FOR STANDARD PARTS REFER TO CATALOG 974-0221 KEY NO. 1
 (PARTS CATALOG ALSO CONTAINS COMPONENTS FOR MAJOR OPTIONAL FEATURES LISTED BELOW)
 WIRING DIAGRAM NO. (ENG) 612-2749-01 (AC) 612-2727-14

PART NO.	QTY.	DESCRIPTION	PART NO.	QTY.	DESCRIPTION
Note: Radiator Cooled Overspeed Switch Housed Water Jacket Heater AC Meter Panel					
405-1889	1	Shield, Rain			
220-0835	1	Stator, Wound			
320-0259	1	Limiter, Cranking			
332-0795	1	Block, Terminal - 16 Place			
332-0862	1	Strip, Marker - 16 Place			
301-2204	1	Panel, Upper Control			

SPECIAL PARTS LIST FOR MODEL 15.0RDJC-4R SPEC 11924T
 FOR STANDARD PARTS REFER TO CATALOG 974-0221 KEY NO. 1
 (PARTS CATALOG ALSO CONTAINS COMPONENTS FOR MAJOR OPTIONAL FEATURES LISTED BELOW)

WIRING DIAGRAM NO. (ENG) 612-4347-01 (AC) 612-2727-04

PART NO.	QTY.	DESCRIPTION	PART NO.	QTY.	DESCRIPTION
Note: Radiator Cooled AC Meter Panel Overspeed Switch Low Engine Temperature Switch					
405-1157	1	Flange, Air Duct Adapter			
220-0835	1	Stator, Wound			
320-0259	1	Limiter, Cranking			
307-1143	1	Relay, Generating			
323-0760	1	Socket, Generating Relay			
301-3244	1	Bracket, Generating Relay			
		Mounting			
301-2204	1	Panel, Upper Control			

SPECIAL PARTS LIST FOR MODEL 15.0RDJC-3R SPEC 12039AB
 FOR STANDARD PARTS REFER TO CATALOG 974-0221 KEY NO. 1
 (PARTS CATALOG ALSO CONTAINS COMPONENTS FOR MAJOR OPTIONAL FEATURES LISTED BELOW)
 WIRING DIAGRAM NO. (ENG)612-5488-01(AC)612-5486-07

PART NO.	QTY.	DESCRIPTION	PART NO.	QTY.	DESCRIPTION
<p>Note: Radiator Cooled AC Meter Panel</p> <p>103-0521 1 Backplate, Gearcase 320-0259 1 Limiter, Cranking 301-2288 1 Panel, Upper Control</p> <p>The Following Parts Refer To The Voltage Regulator Filter:</p> <p>232-2589 1 Regulator Filter Package - Complete 232-2462 1 Box, Mounting 232-2463 1 Cover, Mounting Box 312-0197 1 Capacitor 312-0198 2 Bracket, Capacitor Mounting 508-0071 1 Grommet, Rubber 304-0120 2 Resistor, Fixed - 2 Ohms, 25 Watt 304-0015 4 Washer, Resistor Centering 304-0292 2 Insulator, Resistor 813-0112 2 Screw, Machine - Round Head (10-32 X 2-1/2") Resistor Mounting 338-1165 1 Harness, Wiring 332-0942 2 Cable, Tie 625-1310 - Diagram, Wiring</p>					

SPECIAL PARTS LIST FOR MODEL 15.ORDJC-3R SPEC 12121T
 FOR STANDARD PARTS REFER TO CATALOG 974-0221 KEY NO. 1
 (PARTS CATALOG ALSO CONTAINS COMPONENTS FOR MAJOR OPTIONAL FEATURES LISTED BELOW)
 WIRING DIAGRAM NO. (ENG) 612-4673-02(AC) 612-3733-04

PART NO.	QTY.	DESCRIPTION	PART NO.	QTY.	DESCRIPTION
Note: Radiator Cooled Overspeed Switch AC Meter Panel Water Jacket Heater					
405-1157	1	Flange, Air Duct Adapter			
209-0060	1	Exciter, Complete (Less Cover) For Replacement Parts Use Exciter Number 06SX1N3B (Column G) As Listed In Catalog Except Parts Marked *			
304-0479	1	*Resistor, Fixed - 425 Ohm, 50 Watt			
220-1427	1	Stator, Wound			
320-0259	1	Limiter, Cranking			
307-0658	1	Relay, Time Delay Preheat (60 Second)			
304-0245	1	Resistor, Fixed - 4 Ohm, 25 Watt (Cranking Limiter)			
332-0795	1	Block, Terminal - 16 Place			
332-0862	1	Strip, Marker - 16 Place			
332-0609	1	Block, Terminal - 2 Place			
332-0610	1	Strip, Marker - 2 Place			
303-0097	1	Rheostat, Voltage Regulator (75 Ohm, 25 Watt)			
301-2288	1	Panel, Upper Control			
301-2279	1	Cover, Lead			

SPECIAL PARTS LIST FOR MODEL 15.0RDJC-4R SPEC 12228AA
 FOR STANDARD PARTS REFER TO CATALOG 974-0221 KEY NO. 1
 (PARTS CATALOG ALSO CONTAINS COMPONENTS FOR MAJOR OPTIONAL FEATURES LISTED BELOW)

WIRING DIAGRAM NO. (ENG)612-4842-01(AC)612-4816-07

PART NO.	QTY.	DESCRIPTION	PART NO.	QTY.	DESCRIPTION
Note: Radiator Cooled Overspeed Switch Housed Water Jacket Heater AC Meter Panel Low Engine Temperature Switch					
309-0179	1	Switch, High Water Temperature (Standard Part) Side Mounted On Water Outlet Housing			
309-0178	1	Switch, High Water Temperature Top Mounted On Water Outlet Housing			
309-0169	1	Switch, Low Oil Pressure (Standard Part) Mounted Down - Closes At 14 Lbs.			
309-0064	1	Switch, Low Oil Pressure (Mounted Horizontally) Closes At 9 Lbs.			
502-0058	1	Tee, Low Oil Pressure Switches Mounting			
103-0521	1	Backplate, Gearcase			
405-1889	1	Shield, Rain			
338-0768	1	Harness, Wiring - Voltage Regulator To Exciter Stator			
307-0848	1	Relay, Time Delay - Low Oil Pressure			
320-0259	1	Limiter, Cranking			
332-0611	2	Block, Terminal - 3 Place			
332-0612	1	Strip, Marker - 3 Place			
307-0819	3	Relay - Low Oil Pressure And High Water Temperature Pre-Alarm And Low Engine Temperature			
307-0778	3	Spring, Relay Holddown			
301-2393	1	Bracket, Relay Mounting (Low Oil Pressure And High Water Temperature)			
301-3252	1	Bracket, Relay Mounting (Low Engine Temperature And Generating Relay)			
307-1143	1	Relay, Generating			
323-0760	1	Socket, Generating Relay			
307-1157	1	Spring, Generating Relay Holddown			
301-2204	1	Panel, Upper Control			

SPECIAL PARTS LIST FOR MODEL 15.ORDJC-4R SPEC 12228AB
 FOR STANDARD PARTS REFER TO CATALOG 974-0221 KEY NO. 1
 (PARTS CATALOG ALSO CONTAINS COMPONENTS FOR MAJOR OPTIONAL FEATURES LISTED BELOW)

WIRING DIAGRAM NO. (ENG) 612-5505-01(AC) 612-5500-07

PART NO.	QTY.	DESCRIPTION	PART NO.	QTY.	DESCRIPTION
Note: Radiator Cooled Overspeed Switch Housed Water Jacket Heater Low Engine Temperature Switch AC Meter Panel					
309-0179	1	Switch, High Water Temperature (Standard Part) Side Mounted On Water Outlet Housing			
309-0178	1	Switch, High Water Temperature Top Mounted On Water Outlet Housing			
309-0169	1	Switch, Low Oil Pressure (Standard Part) Mounted Down - Closes At 14 Lbs.			
309-0064	1	Switch, Low Oil Pressure (Mounted Horizontally) Closes At 9 Lbs.			
502-0058	1	Tee, Low Oil Pressure Switches Mounting			
103-0521	1	Backplate, Gearcase			
405-1889	1	Shield, Rain			
338-0768	1	Harness, Wiring - Voltage Regulator To Exciter Stator			
307-0848	1	Relay, Time Delay - Low Oil Pressure			
320-0259	1	Limiter, Cranking			
332-0611	2	Block, Terminal - 3 Place			
332-0612	1	Strip, Marker - 3 Place			
307-0819	3	Relay - Low Oil Pressure And High Water Temperature Pre-Alarm And Low Engine Temperature			
307-0778	3	Spring, Relay Holddown			
301-2393	1	Bracket, Relay Mounting (Low Oil Pressure And High Water Temperature)			
301-3252	1	Bracket, Relay Mounting (Low Engine Temperature And Generating Relay)			
307-1143	1	Relay, Generating			
323-0760	1	Socket, Generating Relay			
307-1157	1	Spring, Generating Relay Holddown			
301-2204	1	Panel, Upper Control			

SPECIAL PARTS LIST FOR MODEL 15.ORDJC-4R SPEC 12315AA
 FOR STANDARD PARTS REFER TO CATALOG 974-0221 KEY NO. 1
 (PARTS CATALOG ALSO CONTAINS COMPONENTS FOR MAJOR OPTIONAL FEATURES LISTED BELOW)

WIRING DIAGRAM NO. (ENG) 612-2749-01 (AC) 612-4816-02

PART NO.	QTY.	DESCRIPTION	PART NO.	QTY.	DESCRIPTION
Note: Radiator Cooled Water Jacket Heater Overspeed Switch AC Meter Panel					
103-0521	1	Backplate, Gearcase			
338-0768	1	Harness, Wiring - Voltage Regulator To Exciter Stator			
320-0259	1	Limiter, Cranking			
332-0795	1	Block, Terminal - 16 Place			
332-0862	1	Strip, Marker - 16 Place			
301-2204	1	Panel, Upper Control			

SPECIAL PARTS LIST FOR MODEL 15.ORDJC-3R SPEC 12338AA
 FOR STANDARD PARTS REFER TO CATALOG 974-0221 KEY NO. 1
 (PARTS CATALOG ALSO CONTAINS COMPONENTS FOR MAJOR OPTIONAL FEATURES LISTED BELOW)

WIRING DIAGRAM NO. (ENG)612-2749-01(AC)612-4815-02

PART NO.	QTY.	DESCRIPTION	PART NO.	QTY.	DESCRIPTION
Note: Radiator Cooled Overspeed Switch Water Jacket Heater AC Meter Panel					
103-0521	1	Backplate, Gearcase			
405-1157	1	Flange, Air Duct Adapter			
338-0768	1	Harness, Wiring - Voltage Regulator To Exciter Stator			
320-0259	1	Limiter, Cranking			
332-0795	1	Block, Terminal - 16 Place			
332-0862	1	Strip, Marker - 16 Place			
301-2288	1	Panel, Upper Control			

SPECIAL PARTS LIST FOR MODEL 15.0RDJC-4R SPEC 12338AA
 FOR STANDARD PARTS REFER TO CATALOG 974-0221 KEY NO. 1
 (PARTS CATALOG ALSO CONTAINS COMPONENTS FOR MAJOR OPTIONAL FEATURES LISTED BELOW)
 WIRING DIAGRAM NO. (ENG) 612-2749-01 (AC) 612-4816-02

PART NO.	QTY.	DESCRIPTION	PART NO.	QTY.	DESCRIPTION
Note: Radiator Cooled Overspeed Switch AC Meter Panel Water Jacket Heater					
103-0521	1	Backplate, Gearcase			
405-1157	1	Flange, Air Duct Adapter			
338-0768	1	Harness, Wiring - Voltage Regulator To Exciter Stator			
320-0259	1	Limiter, Cranking			
332-0795	1	Block, Terminal - 16 Place			
332-0862	1	Strip, Marker - 16 Place			
301-2204	1	Panel, Upper Control			

SPECIAL PARTS LIST FOR MODEL 15.ORDJC-3R SPEC 12338AB
 FOR STANDARD PARTS REFER TO CATALOG 974-0221 KEY NO. 1
 (PARTS CATALOG ALSO CONTAINS COMPONENTS FOR MAJOR OPTIONAL FEATURES LISTED BELOW)

WIRING DIAGRAM NO. (ENG)612-5506-01(AC)612-5486-02

PART NO.	QTY.	DESCRIPTION	PART NO.	QTY.	DESCRIPTION
Note: Radiator Cooled Overspeed Switch Water Jacket Heater AC Meter Panel					
103-0521	1	Backplate, Gearcase			
405-1157	1	Flange, Air Duct Adapter			
338-0768	1	Harness, Wiring - Voltage Regulator To Exciter Stator			
320-0259	1	Limiter, Cranking			
301-2288	1	Panel, Upper Control			

SPECIAL PARTS LIST FOR **MODEL** 15.0RDJC-4R **SPEC** 12338AB
 FOR STANDARD PARTS REFER TO **CATALOG** 974-0221 **KEY NO.** 1
 (PARTS CATALOG ALSO CONTAINS COMPONENTS FOR MAJOR OPTIONAL FEATURES LISTED BELOW)

WIRING DIAGRAM NO. (ENG)612-5506-01(AC)612-5500-02

PART NO.	QTY.	DESCRIPTION	PART NO.	QTY.	DESCRIPTION
Note: Radiator Cooled Water Jacket Heater Overspeed Switch AC Meter Panel					
103-0521	1	Backplate, Gearcase			
405-1157	1	Flange, Air Duct Adapter			
338-0768	1	Harness, Wiring - Voltage			
		Regulator To Exciter Stator			
320-0259	1	Limiter, Cranking			
301-2204	1	Panel, Upper Control			

SPECIAL PARTS LIST FOR MODEL 15.ORDJC-3CR SPEC 12386T
 FOR STANDARD PARTS REFER TO CATALOG 974-0221 KEY NO. 1
 (PARTS CATALOG ALSO CONTAINS COMPONENTS FOR MAJOR OPTIONAL FEATURES LISTED BELOW)

WIRING DIAGRAM NO. (ENG) 612-2730-01 (AC) 612-2724-02

PART NO.	QTY.	DESCRIPTION	PART NO.	QTY.	DESCRIPTION
Note: Radiator Cooled Oil Bath Air Cleaner Housed					
140-1260	1	Fitting, Safety Filter-Air Cleaner Adapter To Restriction Indicator			
140-1212	1	Adapter, Air Cleaner Hose			
503-0274	2	Clamp, Air Cleaner Hose			
505-0008	1	Plug, Air Cleaner Adapter			
140-0880	1	Bracket, Air Cleaner Mtg.			
220-0736	1	Stator, Wound			
301-1195	1	Panel, Upper Control			

SPECIAL PARTS LIST FOR MODEL 15.0RDJC-3CR SPEC 12503T
 FOR STANDARD PARTS REFER TO CATALOG 974-0221 KEY NO. 1
 (PARTS CATALOG ALSO CONTAINS COMPONENTS FOR MAJOR OPTIONAL FEATURES LISTED BELOW)

WIRING DIAGRAM NO. (ENG) 612-4642-01 (AC) 612-2724-02

PART NO.	QTY.	DESCRIPTION	PART NO.	QTY.	DESCRIPTION
Note: Radiator Cooled Overspeed Switch Housed Water Jacket Heater Low Engine Temperature Switch					
309-0179	1	Switch, High Water Temperature (Standard Part) Side Mounted On Water Outlet Housing			
309-0178	1	Switch, High Water Temperature Top Mounted On Water Outlet Housing	-		
309-0169	1	Switch, Low Oil Pressure (Standard Part) Mounted Down - Closes At 14 Lbs.			
309-0064	1	Switch, Low Oil Pressure (Mounted Horizontally) Closes At 9 Lbs.			
502-0058	1	Tee, Low Oil Pressure Switches Mounting			
405-1889	1	Shield, Rain			
220-1936	1	Stator, Wound			
307-0848	1	Relay, Time Delay - Low Oil Pressure			
320-0259	1	Limiter, Cranking			
332-0611	3	Block, Terminal - 3 Place			
332-0612	2	Marker, Strip - 3 Place			
307-0819	3	Relay - Low Oil Pressure And High Water Temperature Pre-Alarm And Low Engine Temperature			
307-0778	3	Spring, Relay Holddown			
301-2393	1	Bracket, Relay Mounting (Low Oil Pressure And High Water Temperature)			
301-3252	1	Bracket, Relay Mounting (Low Engine Temperature And Generating Relay)			
307-1143	1	Relay, Generating			
323-0760	1	Socket, Generating Relay			
307-1157	1	Spring, Generating Relay Holddown			
301-1195	1	Panel, Upper Control			

SPECIAL PARTS LIST FOR MODEL 15.ORDJC-3CR SPEC 12503AA
 FOR STANDARD PARTS REFER TO CATALOG 974-0221 KEY NO. 1
 (PARTS CATALOG ALSO CONTAINS COMPONENTS FOR MAJOR OPTIONAL FEATURES LISTED BELOW)
 WIRING DIAGRAM NO. (ENG) 612-4842-01 (AC) 612-4814-03

PART NO.	QTY.	DESCRIPTION	PART NO.	QTY.	DESCRIPTION
Note: Radiator Cooled Overspeed Switch Housed Water Jacket Heater Low Engine Temperature Switch					
309-0179	1	Switch, High Water Temperature (Standard Part) Side Mounted On Water Outlet Housing			
309-0178	1	Switch, High Water Temperature Top Mounted On Water Outlet Housing			
309-0169	1	Switch, Low Oil Pressure (Standard Part) Mounted Down - Closes At 14 Lbs.			
309-0064	1	Switch, Low Oil Pressure (Mounted Horizontally) Closes At 9 Lbs.			
502-0058	1	Tee, Low Oil Pressure Switches Mounting			
103-0521	1	Backplate, Gearcase			
338-0768	1	Harness, Wiring - Voltage Regulator To Exciter Stator			
405-1889	1	Shield, Rain			
307-0848	1	Relay, Time Delay - Low Oil Pressure			
320-0259	1	Limiter, Cranking			
332-0611	2	Block, Terminal - 3 Place			
332-0612	1	Strip, Marker - 3 Place			
307-0819	3	Relay - Low Oil Pressure And High Water Temperature Pre-Alarm And Low Engine Temperature			
307-0778	3	Spring, Relay Holddown			
301-2393	1	Bracket, Relay Mounting (Low Oil Pressure And High Water Temperature)			
301-3252	1	Bracket, Relay Mounting (Low Engine Temperature And Generating Relay)			
307-1143	1	Relay, Generating			
323-0760	1	Socket, Generating Relay			
307-1157	1	Spring, Generating Relay Holddown			
301-2019	1	Panel, Upper Control			

SPECIAL PARTS LIST FOR MODEL 15.0RDJC-3R SPEC 12598T
 FOR STANDARD PARTS REFER TO CATALOG 974-0221 KEY NO. 1
 (PARTS CATALOG ALSO CONTAINS COMPONENTS FOR MAJOR OPTIONAL FEATURES LISTED BELOW)

WIRING DIAGRAM NO. (ENG) 612-2730-01 (AC) 612-2726-04

PART NO.	QTY.	DESCRIPTION	PART NO.	QTY.	DESCRIPTION
Note: Radiator Cooled With Water Cooled Manifold Water Jacket Heater AC Meter Panel					
220-0736	1	Stator, Wound			
301-2288	1	Panel, Upper Control			
The Following Parts Refer To The Water Cooled Manifold System:					
505-0060	2	Tee, Pipe - 3/8"			
505-0135	2	Nipples, Half - 3/8" X 1-1/2"			
505-0028	1	Coupling, Pipe - 3/8"			
503-0459	1	Hose - 3/8" X 9"			
154-2124	1	Manifold			
503-0445	1	Hose - 1/2" X 13-1/2"			
503-0183	4	Clamp, Hose			
502-0237	2	Elbow - 3/8" X 90° (Hoses)			
505-0101	3	Nipple, Close - 3/8"			
502-0237	2	Elbow - 3/8" X 90° (Manifold)			
505-0266	1	Plug, Pipe - Recessed Head (Manifold) 3/8"			
505-0110	2	Plug, Pipe - Square Head (Manifold) 3/8"			
505-0402	1	Plug, Pipe - Manifold (1-1/2")			

SPECIAL PARTS LIST FOR **MODEL** 15.ORDJC-4R **SPEC** 12680AA
FOR STANDARD PARTS REFER TO CATALOG 974-0221 **KEY NO.** 1
(PARTS CATALOG ALSO CONTAINS COMPONENTS FOR MAJOR OPTIONAL FEATURES LISTED BELOW)

WIRING DIAGRAM NO. (ENG)612-4880-01(AC)612-4816-02

PART NO.	QTY.	DESCRIPTION	PART NO.	QTY.	DESCRIPTION
Note: Radiator Cooled Overspeed Switch Water Jacket Heater Low Engine Temperature Switch AC Meter Panel					
103-0521	1	Backplate, Gearcase			
405-1157	1	Flange, Air Duct Adapter			
338-0768	1	Harness, Wiring - Voltage Regulator To Exciter Stator			
320-0259	1	Limiter, Cranking			
301-3252	1	Bracket, Relay Mounting (Low Engine Temperature And Generating Relay)			
307-1143	1	Relay, Generating			
323-0760	1	Socket, Generating Relay			
307-1157	1	Spring, Generating Relay Holddown			
301-2204	1	Panel, Upper Control			

SPECIAL PARTS LIST FOR MODEL 15.0RDJC-4R SPEC 12680AB
 FOR STANDARD PARTS REFER TO CATALOG 974-0221 KEY NO. 1
 (PARTS CATALOG ALSO CONTAINS COMPONENTS FOR MAJOR OPTIONAL FEATURES LISTED BELOW)

WIRING DIAGRAM NO. (ENG) 612-5516-01 (AC) 612-5500-02

PART NO.	QTY.	DESCRIPTION	PART NO.	QTY.	DESCRIPTION
Note: Radiator Cooled Overspeed Switch Housed Water Jacket Heater AC Meter Panel Low Engine Temperature Switch					
103-0521	1	Backplate, Gearcase			
405-1157	1	Flange, Air Duct Adapter			
338-0768	1	Harness, Wiring - Voltage Regulator To Exciter Stator			
320-0259	1	Limiter, Cranking			
301-3252	1	Bracket, Relay Mounting (Low Engine Temperature And Generating Relay)			
307-1143	1	Relay, Generating			
323-0760	1	Socket, Generating Relay			
307-1157	1	Spring, Generating Relay Holddown			
301-2204	1	Panel, Upper Control			

SPECIAL PARTS LIST FOR MODEL 15.0RDJC-3R SPEC 12932AA
 FOR STANDARD PARTS REFER TO CATALOG 974-0221 KEY NO. 1
 (PARTS CATALOG ALSO CONTAINS COMPONENTS FOR MAJOR OPTIONAL FEATURES LISTED BELOW)
 WIRING DIAGRAM NO. (ENG)612-2730-01(AC)612-4815-12

PART NO.	QTY.	DESCRIPTION	PART NO.	QTY.	DESCRIPTION
Note: Radiator Cooled Water Jacket Heater AC Meter Panel 103-0521 1 Backplate, Gearcase 405-1157 1 Flange, Air Duct Adapter 301-2288 1 Panel, Upper Control					

SPECIAL PARTS LIST FOR **MODEL** 15.0RDJC-4R **SPEC** 12932AA
 FOR STANDARD PARTS REFER TO **CATALOG** 974-0221 **KEY NO.** 1
 (PARTS CATALOG ALSO CONTAINS COMPONENTS FOR MAJOR OPTIONAL FEATURES LISTED BELOW)

WIRING DIAGRAM NO. (ENG) 612-2730-01 (AC) 612-4816-12

PART NO.	QTY.	DESCRIPTION	PART NO.	QTY.	DESCRIPTION
Note: Radiator Cooled Water Jacket Heater AC Meter Panel					
103-0521	1	Backplate, Gearcase			
405-1157	1	Flange, Air Duct Adapter			
301-2204	1	Panel, Upper Control			

SPECIAL PARTS LIST FOR MODEL 15.0RDJC-4R SPEC 12932AB
FOR STANDARD PARTS REFER TO CATALOG 974-0221 KEY NO. 1
(PARTS CATALOG ALSO CONTAINS COMPONENTS FOR MAJOR OPTIONAL FEATURES LISTED BELOW)

WIRING DIAGRAM NO. (ENG) 612-5488-01 (AC) 612-5500-12

PART NO.	QTY.	DESCRIPTION	PART NO.	QTY.	DESCRIPTION
Note: Radiator Cooled Water Jacket Heater AC Meter Panel					
103-0521	1	Backplate, Gearcase			
405-1157	1	Flange, Air Duct Adapter			
320-0259	1	Limiter, Cranking			
301-2204	1	Panel, Upper Control			

SPECIAL PARTS LIST FOR **MODEL** 15.ORDJC-3R **SPEC** 12936AA
 FOR STANDARD PARTS REFER TO **CATALOG** 974-0221 **KEY NO.** 1
 (PARTS CATALOG ALSO CONTAINS COMPONENTS FOR MAJOR OPTIONAL FEATURES LISTED BELOW)

WIRING DIAGRAM NO. (ENG) 612-4445-01(AC) 612-4815-02

PART NO.	QTY.	DESCRIPTION	PART NO.	QTY.	DESCRIPTION
Note: Radiator Cooled Overspeed Switch AC Meter Panel					
309-0179	1	Switch, High Water Temperature (Standard Part) Side Mounted On Water Outlet Housing			
309-0178	1	Switch, High Water Temperature Top Mounted On Water Outlet Housing	-		
309-0169	1	Switch, Low Oil Pressure (Standard Part) Mounted Down - Closes At 14 Lbs.			
309-0064	1	Switch, Low Oil Pressure (Mounted Horizontally) Closes At 9 Lbs.			
502-0058	1	Tee, Low Oil Pressure Switches Mounting			
103-0521	1	Backplate, Gearcase			
338-0768	1	Harness, Wiring - Voltage Regulator To Exciter Stator			
405-1157	1	Flange, Air Duct Adapter			
307-0848	1	Relay, Time Delay - Low Oil Pressure			
320-0259	1	Limiter, Cranking			
307-0819	2	Relay - Low Oil Pressure And High Water Temperature Pre-Alarm			
301-2393	1	Bracket, Relay Mounting (Low Oil Pressure And High Water Temperature)			
301-2288	1	Panel, Upper Control			

SPECIAL PARTS LIST FOR MODEL 15.ORDJC-4R SPEC 12936AA
 FOR STANDARD PARTS REFER TO CATALOG 974-0221 KEY NO. 1
 (PARTS CATALOG ALSO CONTAINS COMPONENTS FOR MAJOR OPTIONAL FEATURES LISTED BELOW)

WIRING DIAGRAM NO. (ENG)612-4445-01(AC)612-4816-02

PART NO.	QTY.	DESCRIPTION	PART NO.	QTY.	DESCRIPTION
Note: Radiator Cooled Overspeed Switch AC Meter Panel					
309-0179	1	Switch, High Water Temperature (Standard Part) Side Mounted On Water Outlet Housing			
309-0178	1	Switch, High Water Temperature Top Mounted On Water Outlet Housing	-		
309-0169	1	Switch, Low Oil Pressure (Standard Part) Mounted Down - Closes At 14 Lbs.			
309-0064	1	Switch, Low Oil Pressure (Mounted Horizontally) Closes At 9 Lbs.			
502-0058	1	Tee, Low Oil Pressure Switches Mounting			
103-0521	1	Backplate, Gearcase			
338-0768	1	Harness, Wiring - Voltage Regulator To Exciter Stator			
405-1157	1	Flange, Air Duct Adapter			
307-0848	1	Relay, Time Delay - Low Oil Pressure			
320-0259	1	Limiter, Cranking			
307-0819	2	Relay - Low Oil Pressure And High Water Temperature Pre-Alarm			
301-2393	1	Bracket, Relay Mounting (Low Oil Pressure And High Water Temperature)			
301-2204	1	Panel, Upper Control			

SPECIAL PARTS LIST FOR MODEL 13.ORDJC-3R50 SPEC 13030AB
 FOR STANDARD PARTS REFER TO CATALOG 974-0221 KEY NO. 1
 (PARTS CATALOG ALSO CONTAINS COMPONENTS FOR MAJOR OPTIONAL FEATURES LISTED BELOW)
 WIRING DIAGRAM NO. (ENG)612-5503-01(AC)612-5486-01

PART NO.	QTY.	DESCRIPTION	PART NO.	QTY.	DESCRIPTION
Note: Radiator Cooled Note: Pennsylvania Approved Overspeed Switch Water Jacket Heater Low Engine Temperature Switch AC Meter Panel					
309-0179	1	Switch, High Water Temperature (Standard Part) Side Mounted On Water Outlet Housing			
309-0178	1	Switch, High Water Temperature - Top Mounted On Water Outlet Housing			
309-0169	1	Switch, Low Oil Pressure (Standard Part) Mounted Down - Closes At 14 Lbs.			
309-0064	1	Switch, Low Oil Pressure (Mounted Horizontally) Closes At 9 Lbs.			
502-0058	1	Tee, Low Oil Pressure Switches Mounting			
103-0521	1	Backplate, Gearcase			
338-0768	1	Harness, Wiring - Voltage Regulator To Exciter Stator			
405-1157	1	Flange, Air Duct Adapter			
220-2017	1	Stator, Wound			
201-2157	1	Rotor Assembly, Wound			
520-0797	4	Stud, Generator Through			
520-0789	1	Stud, Rotor Through			
307-0848	1	Relay, Low Oil Pressure			
320-0259	1	Limiter, Cranking			
308-0005	1	Switch, Selector			
332-0611	2	Block, Terminal - 3 Place			
332-0612	1	Strip, Marker - 3 Place			
307-0819	3	Relay - Low Oil Pressure And High Water Temperature Pre-Alarm And Low Engine Temperature			
307-0778	3	Spring, Relay Holddown			
301-2393	1	Bracket, Relay Mounting (Low Oil Pressure And High Water Temperature)			
301-3252	1	Bracket, Relay Mounting (Low Engine Temperature And Generating Relay)			
307-1143	1	Relay, Generating			
323-0760	1	Socket, Generating Relay			
307-1157	1	Spring, Generating Relay Holddown			
301-2288	1	Panel, Upper Control			

SPECIAL PARTS LIST FOR MODEL 13.0RDJC-4R50 SPEC 13030AB
 FOR STANDARD PARTS REFER TO CATALOG 974-0221 KEY NO. 1
 (PARTS CATALOG ALSO CONTAINS COMPONENTS FOR MAJOR OPTIONAL FEATURES LISTED BELOW)

WIRING DIAGRAM NO. (ENG)612-5503-01(AC)612-5500-01

PART NO.	QTY.	DESCRIPTION	PART NO.	QTY.	DESCRIPTION
Note: Pennsylvania Approved Note: Radiator Cooled Overspeed Switch Water Jacket Heater Low Engine Temperature Switch AC Meter Panel					
309-0179	1	Switch, High Water Temperature (Standard Part) Side Mounted On Water Outlet Housing			
309-0178	1	Switch, High Water Temperature Top Mounted On Water Outlet Housing			
309-0169	1	Switch, Low Oil Pressure (Standard Part) Mounted Down - Closes At 14 Lbs.			
309-0664	1	Switch, Low Oil Pressure (Mounted Horizontally) Closes At 9 Lbs.			
502-0058	1	Tee, Low Oil Pressure Switches Mounting			
103-0521	1	Backplate, Gearcase			
338-0768	1	Harness, Wiring - Voltage Regulator To Exciter Stator			
405-1157	1	Flange, Air Duct Adapter			
220-2042	1	Stator, Wound			
201-2157	1	Rotor Assembly, Wound			
520-0797	4	Stud, Generator Through			
520-0789	1	Stud, Rotor Through			
307-0848	1	Relay, Low Oil Pressure			
320-0259	1	Limiter, Cranking			
308-0005	1	Switch, Selector			
332-0611	2	Block, Terminal - 3 Place			
332-0612	1	Strip, Marker - 3 Place			
307-0819	3	Relay - Low Oil Pressure And High Water Temperature Pre-Alarm And Low Engine Temperature			
307-0778	3	Spring, Relay Holddown			
301-2393	1	Bracket, Relay Mounting (Low Oil Pressure And High Water Temperature)			
301-3252	1	Bracket, Relay Mounting (Low Engine Temperature And Generating Relay)			
307-1143	1	Relay, Generating			
323-0760	1	Socket, Generating Relay			
307-1157	1	Spring, Generating Relay Holddown			
301-2204	1	Panel, Upper Control			

SPECIAL PARTS LIST FOR MODEL 15.ORDJC-3R SPEC 13030AB
 FOR STANDARD PARTS REFER TO CATALOG 974-0221 KEY NO. 1
 (PARTS CATALOG ALSO CONTAINS COMPONENTS FOR MAJOR OPTIONAL FEATURES LISTED BELOW)

WIRING DIAGRAM NO. (ENG)612-5505-01(AC)612-5486-02

PART NO.	QTY.	DESCRIPTION	PART NO.	QTY.	DESCRIPTION
Note: Radiator Cooled Overspeed Switch Water Jacket Heater Low Engine Temperature Switch AC Meter Panel					
309-0179	1	Switch, High Water Temperature (Standard Part) Side Mounted On Water Outlet Housing			
309-0178	1	Switch, High Water Temperature - Top Mounted On Water Outlet Housing			
309-0169	1	Switch, Low Oil Pressure (Standard Part) Mounted Down - Closes At 14 Lbs.			
309-0064	1	Switch, Low Oil Pressure (Mounted Horizontally) Closes At 9 Lbs.			
502-0058	1	Tee, Low Oil Pressure Switches Mounting			
103-0521	1	Backplate, Gearcase			
338-0768	1	Harness, Wiring - Voltage Regulator To Exciter Stator			
405-1157	1	Flange, Air Duct Adapter			
307-0848	1	Relay, Time Delay - Low Oil Pressure			
320-0259	1	Limiter, Cranking			
332-0611	2	Block, Terminal - 3 Place			
332-0612	1	Strip, Marker - 3 Place			
307-0819	3	Relay - Low Oil Pressure And High Water Temperature Pre-Alarm And Low Engine Temperature			
307-0778	3	Spring, Relay Holddown			
301-2393	1	Bracket, Relay Mounting (Low Oil Pressure And High Water Temperature)			
301-3252	1	Bracket, Relay Mounting (Low Engine Temperature And Generating Relay)			
307-1143	1	Relay, Generating			
323-0760	1	Socket, Generating Relay			
307-1157	1	Spring, Generating Relay Holddown			
301-2288	1	Panel, Upper Control			

SPECIAL PARTS LIST FOR MODEL 15.ORDJC-4R SPEC 13083T
 FOR STANDARD PARTS REFER TO CATALOG 974-0221 KEY NO. 1
 (PARTS CATALOG ALSO CONTAINS COMPONENTS FOR MAJOR OPTIONAL FEATURES LISTED BELOW)

WIRING DIAGRAM NO. (ENG) 612-3136-01 (AC) 612-2720-04

PART NO.	QTY.	DESCRIPTION	PART NO.	QTY.	DESCRIPTION
Note: Radiator Cooled Overspeed Switch AC Meter Panel Water Jacket Heater					
405-1157	1	Flange, Air Duct Adapter			
220-0835	1	Stator, Wound			
320-0259	1	Limiter, Cranking			
307-0696	1	Relay, Delay - 10 Seconds			
307-0734	1	Relay, Delay - 5 Seconds			
332-0795	1	Block, Terminal - 16 Place			
332-0862	1	Strip, Marker - 16 Place			
301-2138	1	Panel, Upper Control			

SPECIAL PARTS LIST FOR MODEL 15.0RDJC-3R SPEC 13083AA
 FOR STANDARD PARTS REFER TO CATALOG 974-0221 KEY NO. 1
 (PARTS CATALOG ALSO CONTAINS COMPONENTS FOR MAJOR OPTIONAL FEATURES LISTED BELOW)
 WIRING DIAGRAM NO. (ENG) 612-3136-01 (AC) 612-4815-02

PART NO.	QTY.	DESCRIPTION	PART NO.	QTY.	DESCRIPTION
Note: Radiator Cooled Overspeed Switch Water Jacket Heater AC Meter Panel					
103-0521	1	Backplate, Gearcase			
405-1157	1	Flange, Air Duct Adapter			
338-0768	1	Harness, Wiring - Voltage Regulator To Exciter Stator			
320-0259	1	Limiter, Cranking			
307-0696	1	Relay, Delay - 10 Seconds			
307-0734	1	Relay, Delay - 5 Seconds			
332-0795	1	Block, Terminal - 16 Place			
332-0862	1	Strip, Marker - 16 Place			
302-0612	1	Voltmeter, AC (Scale 0-500)			
301-2288	1	Panel, Upper Control			

SPECIAL PARTS LIST FOR MODEL 15.0RDJC-4R SPEC 13083AA
 FOR STANDARD PARTS REFER TO CATALOG 974-0221 KEY NO. 1
 (PARTS CATALOG ALSO CONTAINS COMPONENTS FOR MAJOR OPTIONAL FEATURES LISTED BELOW)

WIRING DIAGRAM NO. (ENG) 612-3136-01 (AC) 612-4816-02

PART NO.	QTY.	DESCRIPTION	PART NO.	QTY.	DESCRIPTION
Note: Radiator Cooled Overspeed Switch AC Meter Panel Water Jacket Heater					
103-0521	1	Backplate, Gearcase			
405-1157	1	Flange, Air Duct Adapter			
338-0768	1	Harness, Wiring - Voltage Regulator To Exciter Stator			
320-0259	1	Limiter, Cranking			
307-0696	1	Relay, Delay - 10 Seconds			
307-0734	1	Relay, Delay - 5 Seconds			
332-0795	1	Block, Terminal - 16 Place			
332-0862	1	Strip, Marker - 16 Place			
301-2204	1	Panel, Upper Control			

SPECIAL PARTS LIST FOR MODEL 15.ORDJC-3R SPEC 13198T
 FOR STANDARD PARTS REFER TO CATALOG 974-0221 KEY NO. 1
 (PARTS CATALOG ALSO CONTAINS COMPONENTS FOR MAJOR OPTIONAL FEATURES LISTED BELOW)
 WIRING DIAGRAM NO. (ENG) 612-2730-01 (AC) 612-2719-14

PART NO.	QTY.	DESCRIPTION	PART NO.	QTY.	DESCRIPTION
Note: Radiator Cooled Overspeed Switch Housed AC Meter Panel 220-0843 1 Stator, Wound 301-1551 1 Panel, Upper Control					

SPECIAL PARTS LIST FOR MODEL 15.ORDJC-3R50 SPEC 13269AA
 FOR STANDARD PARTS REFER TO CATALOG 974-0221 KEY NO. 1
 (PARTS CATALOG ALSO CONTAINS COMPONENTS FOR MAJOR OPTIONAL FEATURES LISTED BELOW)

WIRING DIAGRAM NO. (ENG) 612-4876-01(AC) 612-4815-02

PART NO.	QTY.	DESCRIPTION	PART NO.	QTY.	DESCRIPTION
Note: Radiator Cooled Note: Pennsylvania Approved Overspeed Switch Water Jacket Heater AC Meter Panel					
309-0179	1	Switch, High Water Temperature (Standard Part) Side Mounted On Water Outlet Housing			
309-0178	1	Switch, High Water Temperature Top Mounted On Water Outlet Housing			
309-0169	1	Switch, Low Oil Pressure (Standard Part) Mounted Down - Closes At 14 Lbs.			
309-0064	1	Switch, Low Oil Pressure (Mounted Horizontally) Closes At 9 Lbs.			
502-0058	1	Tee, Low Oil Pressure Switches Mounting			
103-0521	1	Backplate, Gearcase			
338-0768	1	Harness, Wiring - Voltage Regulator To Exciter Stator			
405-1157	1	Flange, Air Duct Adapter			
307-0848	1	Relay, Time Delay - Low Oil Pressure			
320-0259	1	Limiter, Cranking			
332-1005	1	Block, Terminal - 20 Place			
332-1006	1	Strip, Marker - 20 Place			
307-0819	2	Relay - Low Oil Pressure And High Water Temperature Pre-Alarm			
301-2125	1	Panel, Lower Control			
307-0778	2	Spring, Relay Holddown			
301-2393	1	Bracket, Relay Mounting (Low Oil Pressure And High Water Temperature Pre-Alarm)			
301-2288	1	Panel, Upper Control			

SPECIAL PARTS LIST FOR MODEL 15.ORDJC-3R SPEC 13273AB
 FOR STANDARD PARTS REFER TO CATALOG 974-0221 KEY NO. 1
 (PARTS CATALOG ALSO CONTAINS COMPONENTS FOR MAJOR OPTIONAL FEATURES LISTED BELOW)
 WIRING DIAGRAM NO. (ENG) 612-5506-01 (AC) 612-5486-07

PART NO.	QTY.	DESCRIPTION	PART NO.	QTY.	DESCRIPTION
Note: Radiator Cooled Overspeed Switch AC Meter Panel Housed Water Jacket Heater					
103-0521	1	Backplate, Gearcase			
405-1889	1	Shield, Rain			
338-0768	1	Harness, Wiring - Voltage Regulator To Exciter Stator			
320-0259	1	Limiter, Cranking			
301-2288	1	Panel, Upper Control			

SPECIAL PARTS LIST FOR MODEL 15.0RDJC-3R SPEC 13337AB
 FOR STANDARD PARTS REFER TO CATALOG 974-0221 KEY NO. 1
 (PARTS CATALOG ALSO CONTAINS COMPONENTS FOR MAJOR OPTIONAL FEATURES LISTED BELOW)

WIRING DIAGRAM NO. (ENG) 612-5488-01 (AC) 612-5486-07

PART NO.	QTY.	DESCRIPTION	PART NO.	QTY.	DESCRIPTION
Note: Radiator Cooled Overspeed Switch Water Jacket Heater Housed AC Meter Panel Fuel Tank					
103-0521	1	Backplate, Gearcase			
338-0768	1	Harness, Wiring - Voltage Regulator To Exciter Stator			
320-0259	1	Limiter, Cranking			
301-2288	1	Panel, Upper Control			

SPECIAL PARTS LIST FOR MODEL 15.ORDJC-3R SPEC 13351T
 FOR STANDARD PARTS REFER TO CATALOG 974-0221 KEY NO. 1
 (PARTS CATALOG ALSO CONTAINS COMPONENTS FOR MAJOR OPTIONAL FEATURES LISTED BELOW)
 WIRING DIAGRAM NO. (ENG) 612-2749-01(AC) 612-3733-04

PART NO.	QTY.	DESCRIPTION	PART NO.	QTY.	DESCRIPTION
Note: Radiator Cooled Water Jacket Heater Overspeed Switch AC Meter Panel					
405-1157	1	Flange, Air Duct Adapter			
209-0060	1	Exciter, Complete (Less Cover) For Replacement Parts Use Exciter Number 06SX1N3B (Column G) As Listed In Catalog Except Parts Marked *			
304-0479	1	*Resistor, Fixed - 425 Ohm, 50 Watt			
220-1427	1	Stator, Wound			
320-0259	1	Limiter, Cranking			
332-0795	1	Block, Terminal - 16 Place			
332-0862	1	Strip, Marker - 16 Place			
332-0609	1	Block, Terminal - 2 Place			
332-0610	1	Strip, Marker - 2 Place			
303-0097	1	Rheostat, Voltage Regulator (75 Ohm, 25 Watt)			
301-2238	1	Panel, Upper Control			
301-2279	1	Cover, Lead			

SPECIAL PARTS LIST FOR **MODEL** 15.0RDJC-3R50 **SPEC** 13625U
 FOR STANDARD PARTS REFER TO **CATALOG** 974-0221 **KEY NO.** 1
 (PARTS CATALOG ALSO CONTAINS COMPONENTS FOR MAJOR OPTIONAL FEATURES LISTED BELOW)
WIRING DIAGRAM NO. (ENG)612-4561-01(AC)612-2139-01

PART NO.	QTY.	DESCRIPTION	PART NO.	QTY.	DESCRIPTION
Note: Radiator Cooled Note: Pennsylvania Approved AC Meter Panel 405-1157 1 Flange, Air Duct Adapter 220-0736 1 Stator, Wound 301-1837 1 Panel, Upper Control					

SPECIAL PARTS LIST FOR **MODEL** 12.5RDIIC-53R **SPEC** 13908AA
 FOR STANDARD PARTS REFER TO **CATALOG** 974-0221 **KEY NO.** 1
 (PARTS CATALOG ALSO CONTAINS COMPONENTS FOR MAJOR OPTIONAL FEATURES LISTED BELOW)
WIRING DIAGRAM NO. (ENG)612-2749-01(AC)612-4815-09

PART NO.	QTY.	DESCRIPTION	PART NO.	QTY.	DESCRIPTION
Note: Radiator Cooled Overspeed Switch Fuel Tank Housed AC Meter Panel					
103-0521	1	Backplate, Gearcase			
338-0768	1	Harness, Wiring - Voltage Regulator To Exciter Stator			
320-0259	1	Limiter, Cranking			
332-0795	1	Block, Terminal - 16 Place			
332-0862	1	Strip, Marker - 16 Place			
301-2288	1	Panel, Upper Control			

SPECIAL PARTS LIST FOR MODEL 15.0RDJC-3R SPEC 14127T
FOR STANDARD PARTS REFER TO CATALOG 974-0221 KEY NO. 1
(PARTS CATALOG ALSO CONTAINS COMPONENTS FOR MAJOR OPTIONAL FEATURES LISTED BELOW)

WIRING DIAGRAM NO. (ENG)612-2730-02(AC)612-2719-04

PART NO.	QTY.	DESCRIPTION	PART NO.	QTY.	DESCRIPTION
Note: Radiator Cooled AC Meter Panel					
405-1157	1	Flange, Air Duct Adapter			
307-0658	1	Relay, Time Delay Preheat (60F To 30F - 60 Second)			
301-1551	1	Panel, Upper Control			
220-0736	1	Stator, Wound			

SPECIAL PARTS LIST FOR **MODEL** 15.0RDJC-3R **SPEC** 14183AA
 FOR STANDARD PARTS REFER TO **CATALOG** 974-0221 **KEY NO.** 1
 (PARTS CATALOG ALSO CONTAINS COMPONENTS FOR MAJOR OPTIONAL FEATURES LISTED BELOW)

WIRING DIAGRAM NO. (ENG)612-2749-01(AC)612-4815-02

PART NO.	QTY.	DESCRIPTION	PART NO.	QTY.	DESCRIPTION
Note: Radiator Cooled Overspeed Switch AC Meter Panel					
103-0521	1	Backplate, Gearcase			
338-0768	1	Harness, Wiring - Voltage Regulator To Exciter Stator			
320-0259	1	Limiter, Cranking			
332-0795	1	Block, Terminal - 16 Place			
332-0862	1	Strip, Marker - 16 Place			
301-2288	1	Panel, Upper Control			

SPECIAL PARTS LIST FOR MODEL 15.ORDJC-3R SPEC 14255AB
 FOR STANDARD PARTS REFER TO CATALOG 974-0221 KEY NO. 1
 (PARTS CATALOG ALSO CONTAINS COMPONENTS FOR MAJOR OPTIONAL FEATURES LISTED BELOW)

WIRING DIAGRAM NO. (ENG) 612-5516-01(AC) 612-5486-07

PART NO.	QTY.	DESCRIPTION	PART NO.	QTY.	DESCRIPTION
Note: Radiator Cooled Overspeed Switch Housed Water Jacket Heater AC Meter Panel Low Engine Temperature Switch					
103-0521	1	Backplate, Gearcase			
405-1889	1	Shield, Rain			
338-0768	1	Harness, Wiring - Voltage Regulator To Exciter Stator			
320-0259	1	Limiter, Cranking			
301-3252	1	Bracket, Relay Mounting (Low Engine Temperature And Generating Relay)			
307-1143	1	Relay, Generating			
323-0760	1	Socket, Generating Relay			
307-1157	1	Spring, Generating Relay Holddown			
301-2288	1	Panel, Upper Control			

SPECIAL PARTS LIST FOR MODEL 15.ORDJC-3R SPEC 14475AB
 FOR STANDARD PARTS REFER TO CATALOG 974-0221 KEY NO. 1
 (PARTS CATALOG ALSO CONTAINS COMPONENTS FOR MAJOR OPTIONAL FEATURES LISTED BELOW)

WIRING DIAGRAM NO. (ENG) 612-5506-01 (AC) 612-5486-12

PART NO.	QTY.	DESCRIPTION	PART NO.	QTY.	DESCRIPTION
Note: Radiator Cooled Overspeed Switch AC Meter Panel Water Jacket Heater					
103-0521	1	Backplate, Gearcase			
405-1157	1	Flange, Air Duct Adapter			
338-0768	1	Harness, Wiring - Voltage Regulator To Exciter Stator			
320-0259	1	Limiter, Cranking			
301-2288	1	Panel, Upper Control			

SPECIAL PARTS LIST FOR MODEL 15.ORDJC-3R SPEC 14585AA
 FOR STANDARD PARTS REFER TO CATALOG 974-0221 KEY NO. 1
 (PARTS CATALOG ALSO CONTAINS COMPONENTS FOR MAJOR OPTIONAL FEATURES LISTED BELOW)
 WIRING DIAGRAM NO. (ENG) 612-4880-01(AC) 612-4815-02

PART NO.	QTY.	DESCRIPTION	PART NO.	QTY.	DESCRIPTION
Note: Radiator Cooled Overspeed Switch Low Engine Temperature Switch Water Jacket Heater AC Meter Panel					
103-0521	1	Backplate, Gearcase			
338-0768	1	Harness, Wiring - Voltage Regulator To Exciter Stator			
320-0259	1	Limiter, Cranking			
301-3252	1	Bracket, Relay Mounting (Low Engine Temperature And Generating Relay)			
307-1143	1	Relay, Generating			
323-0760	1	Socket, Generating Relay			
307-1157	1	Spring, Generating Relay Holddown			
301-2288	1	Panel, Upper Control			

SPECIAL PARTS LIST FOR **MODEL** 12.5RDJC-53CR **SPEC** 14649AA
FOR STANDARD PARTS REFER TO CATALOG 974-0221 **KEY NO.** 1
(PARTS CATALOG ALSO CONTAINS COMPONENTS FOR MAJOR OPTIONAL FEATURES LISTED BELOW)

WIRING DIAGRAM NO. (ENG)612-4842-01(AC)612-4814-09

PART NO.	QTY.	DESCRIPTION	PART NO.	QTY.	DESCRIPTION
Note: Radiator Cooled Overspeed Switch Water Jacket Heater Low Engine Temperature Switch			307-0819	3	Relay - Low Oil Pressure And High Water Temperature Pre-Alarm And Low Engine Temperature
309-0179	1	Switch, High Water Temperature (Standard Part) Side Mounted On Water Outlet Housing	307-0778	3	Spring, Relay Holddown
309-0178	1	Switch, High Water Temperature Top Mounted On Water Outlet Housing	301-2393	1	Bracket, Relay Mounting (Low Oil Pressure And High Water Temperature)
140-1260	1	Fitting, Safety Filter - Air Cleaner Adapter To Restriction Indicator	301-3252	1	Bracket, Relay Mounting (Low Engine Temperature And Generating Relay)
115-0187	1	Cover Assembly, Rocker (Rear) - Includes Parts Marked *	307-1143	1	Relay, Generating
120-0628	1	*Line, Oil - Rocker Cover	323-0760	1	Socket, Generating Relay
526-0130	1	*Washer, Flat	307-1157	1	Spring, Generating Relay Holddown
809-0042	1	*Screw, Tapping	301-2019	1	Panel, Upper Control
502-0002	1	*Elbow, Rocker Cover	502-0058	1	Tee, Low Oil Pressure Switches Mounting
115-0134	1	Cover Assembly, Rocker (Front)	The Following Parts Refer To The Oil Level Maintainer Kit:		
309-0169	1	Switch, Low Oil Pressure (Standard Part - Mounted Down) Closes At 14 Lbs.	123-1182	1	Kit, Oil Level Maintainer - Complete
309-0064	1	Switch, Low Oil Pressure (Mounted Horizontally) Closes At 9 Lbs.	123-1183	1	Maintainer, Oil Level
405-1157	1	Flange, Air Duct Adapter	307-1173	1	Valve, Solenoid
338-0768	1	Harness, Wiring - Voltage Regulator To Exciter Stator	501-0008	1	Line, Flexible - 32"
140-0721	1	Cleaner, Air (Includes Element And Baffle)	502-0002	1	Elbow, Inverted Male
140-0765	1	Element, Air Cleaner	503-0183	6	Clamp, Hose
140-1267	1	Baffle, Air Cleaner	503-0658	1	Hose - 1/2" X 4'
140-0722	2	Band, Air Cleaner Mounting	505-0002	1	Nipple, Pipe - 1/2" X 3"
503-0274	2	Clamp, Hose	505-0018	2	Bushing, Reducer - 1/2" X 1"
503-0444	1	Hose, Air Cleaner - 30"	505-0708	1	Cross, Pipe - 1/2"
140-0723	1	Pre-Cleaner, Air Cleaner	505-0302	5	Nipple, Half - 1/4" X 1-1/2"
103-0521	1	Backplate, Gearcase	505-0275	1	Nipple, Pipe - 1/2" X 8"
307-0848	1	Relay, Time Delay - Low Oil Pressure			
320-0259	1	Limiter, Cranking			
332-0611	2	Block, Terminal - 3 Place			
332-0612	1	Strip, Marker - 3 Place			

SPECIAL PARTS LIST FOR MODEL 15.ORDJC-3R SPEC 14678AA
 FOR STANDARD PARTS REFER TO CATALOG 974-0221 KEY NO. 1
 (PARTS CATALOG ALSO CONTAINS COMPONENTS FOR MAJOR OPTIONAL FEATURES LISTED BELOW)

WIRING DIAGRAM NO. (ENG)612-4841-01(AC)612-4815-07

PART NO.	QTY.	DESCRIPTION	PART NO.	QTY.	DESCRIPTION
Note: Radiator Cooled Overspeed Switch Housed Water Jacket Heater AC Meter Panel Low Engine Temperature Switch					
103-0521	1	Backplate, Gearcase			
405-1889	1	Shield, Rain			
338-0768	1	Harness, Wiring - Voltage Regulator To Exciter Stator			
320-0259	1	Limiter, Cranking			
353-0015	1	Resistor, Fixed - 3.5 Ohm, 10 Watt (Cranking Limiter)			
332-0611	2	Block, Terminal - 3 Place			
332-0612	1	Strip, Marker - 3 Place			
307-0597	2	Relay - Pilot (1) Fuel (1)			
307-0696	1	Relay, Cycle Cranker (10 Seconds)			
307-0734	1	Relay, Cycle Cranker (5 Seconds)			
301-2393	1	Bracket, Relay Mounting (5 & 10 Second Crankers)			
307-1143	1	Relay, Generating			
301-3252	1	Bracket, Relay Mounting (Low Engine Temperature And Generating Relay)			
323-0760	1	Socket, Generating Relay			
307-1157	1	Spring, Generating Relay Holddown			
301-2288	1	Panel, Upper Control			

SPECIAL PARTS LIST FOR MODEL 15.ORDJC-3R50 SPEC 14957AA
 FOR STANDARD PARTS REFER TO CATALOG 974-0221 KEY NO. 1
 (PARTS CATALOG ALSO CONTAINS COMPONENTS FOR MAJOR OPTIONAL FEATURES LISTED BELC

WIRING DIAGRAM NO. (ENG)612-4875-01(AC)612-4815-0

PART NO.	QTY.	DESCRIPTION	PART NO.	QTY.	DESCRIPTION
Note: Radiator Cooled Note: Pennsylvania Approved Overspeed Switch Water Jacket Heater Low Engine Temperature Switch AC Meter Panel					
309-0179	1	Switch, High Water Temperature (Standard Part) Side Mounted On Water Outlet Housing			
309-0178	1	Switch, High Water Temperature Top Mounted On Water Outlet Housing			
309-0169	1	Switch, Low Oil Pressure (Standard Part) Mounted Down - Closes At 14 Lbs.			
309-0064	1	Switch, Low Oil Pressure (Mounted Horizontally) Closes At 9 Lbs.			
502-0058	1	Tee, Low Oil Pressure Switches Mounting			
103-0521	1	Backplate, Gearcase			
338-0768	1	Harness, Wiring - Voltage Regulator To Exciter Stator			
307-0848	1	Relay, Time Delay - Low Oil Pressure			
320-0259	1	Limiter, Cranking			
332-1005	1	Block, Terminal - 20 Place			
332-1006	1	Strip, Marker - 20 Place			
332-0611	2	Block, Terminal - 3 Place			
332-0612	1	Strip, Marker - 3 Place			
307-0819	3	Relay - Low Oil Pressure And High Water Temperature Pre-Alarm And Low Engine Temperature			
301-2125	1	Panel, Lower Control			
307-0778	3	Spring, Relay Holddown			
301-2393	1	Bracket, Relay Mounting (Low Oil Pressure And High Water Temperature Pre-Alarm)			
301-3252	1	Bracket, Relay Mounting (Low Engine Temperature And Generating Relay)			
307-1143	1	Relay, Generating			
323-0760	1	Socket, Generating Relay			
307-1157	1	Spring, Generating Relay Holddown			
301-2288	1	Panel, Upper Control			

SPECIAL PARTS LIST FOR MODEL 13.0RDJC-4R50 SPEC 14957AB
 FOR STANDARD PARTS REFER TO CATALOG 974-0221 KEY NO. 1
 (PARTS CATALOG ALSO CONTAINS COMPONENTS FOR MAJOR OPTIONAL FEATURES LISTED BELOW)
 WIRING DIAGRAM NO. (ENG) 612-5503-01 (AC) 612-5500-01

PART NO.	QTY.	DESCRIPTION	PART NO.	QTY.	DESCRIPTION
Note: Radiator Cooled Note: Pennsylvania Approved Overspeed Switch Water Jacket Heater Low Engine Temperature Switch AC Meter Panel					
309-0179	1	Switch, High Water Temperature (Standard Part) Side Mounted On Water Outlet Housing			
309-0178	1	Switch, High Water Temperature Top Mounted On Water Outlet Housing			
309-0169	1	Switch, Low Oil Pressure (Standard Part) Mounted Down - Closes At 14 Lbs.			
309-0064	1	Switch, Low Oil Pressure (Mounted Horizontally) Closes At 9 Lbs.			
502-0058	1	Tee, Low Oil Pressure Switches Mounting			
103-0521	1	Backplate, Gearcase			
338-0768	1	Harness, Wiring - Voltage Regulator To Exciter Stator			
220-2042	1	Stator, Wound			
201-2157	1	Rotor Assembly, Wound			
520-0797	4	Stud, Generator Through			
520-0789	1	Stud, Rotor Through			
307-0848	1	Relay, Low Oil Pressure			
320-0259	1	Limiter, Cranking			
308-0005	1	Switch, Selector			
332-0611	2	Block, Terminal - 3 Place			
332-0612	1	Strip, Marker - 3 Place			
307-0819	3	Relay - Low Oil Pressure And High Water Temperature Pre-Alarm And Low Engine Temperature			
307-0778	3	Spring, Relay Holddown			
301-2393	1	Bracket, Relay Mounting (Low Oil Pressure And High Water Temperature)			
301-3252	1	Bracket, Relay Mounting (Low Engine Temperature And Generating Relay)			
307-1143	1	Relay, Generating			
323-0760	1	Socket, Generating Relay			
307-1157	1	Spring, Generating Relay Holddown			
301-2204	1	Panel, Upper Control			



Power
Generation

Revised 1. 1979

Revised

Redistribution or publication of this document
 in any form, is strictly prohibited.

SPECIAL PARTS LIST FOR **MODEL** 15.0RDJC-3R **SPEC** 15117AB
 FOR STANDARD PARTS REFER TO **CATALOG** 974-0221 **KEY NO.**
 (PARTS CATALOG ALSO CONTAINS COMPONENTS FOR MAJOR OPTIONAL FEATURES LISTED BEL

WIRING DIAGRAM NO. (ENG)612-5488-01(AC)612-5486-

PART NO.	QTY.	DESCRIPTION	PART NO.	QTY.	DESCRIPTION
Note: Radiator Cooled Overspeed Switch Housed Water Jacket Heater AC Meter Panel Fuel Tank					
103-0521	1	Backplate, Gearcase			
338-0768	1	Harness, Wiring - Voltage Regulator To Exciter Stator			
320-0259	1	Limiter, Cranking			
301-2288	1	Panel, Upper Control			

SPECIAL PARTS LIST FOR MODEL 15.0RDJC-3CR SPEC 15204AA
 FOR STANDARD PARTS REFER TO CATALOG 974-0221 KEY NO. 1
 (PARTS CATALOG ALSO CONTAINS COMPONENTS FOR MAJOR OPTIONAL FEATURES LISTED BELOW)
 WIRING DIAGRAM NO. (ENG) 612-4880-01(AC) 612-4814-03

PART NO.	QTY.	DESCRIPTION	PART NO.	QTY.	DESCRIPTION
Note: Radiator Cooled Overspeed Switch Housed Water Jacket Heater Low Engine Temperature Switch					
103-0521	1	Backplate, Gearcase			
405-1889	1	Shield, Rain			
338-0768	1	Harness, Wiring - Voltage Regulator To Exciter Stator			
320-0259	1	Limiter, Cranking			
301-3252	1	Bracket, Relay Mounting (Low Engine Temperature And Generating Relay)			
307-1143	1	Relay, Generating			
323-0760	1	Socket, Generating Relay			
307-1157	1	Spring, Generating Relay Holddown			
301-2019	1	Panel, Upper Control			
The Following Parts Refer To The Voltage Regulator Filter:					
232-2589	1	Regulator Filter Package - Complete			
232-2462	1	Box, Mounting			
232-2463	1	Cover, Mounting Box			
312-0197	1	Capacitor			
312-0198	2	Bracket, Capacitor Mounting			
508-0071	1	Grommet, Rubber			
304-0120	2	Resistor, Fixed - 2 Ohms, 25 Watt			
304-0015	4	Washer, Resistor Centering			
304-0292	2	Insulator, Resistor			
813-0112	2	Screw, Machine - Round Head (10-32 X 2-1/2") Resistor Mounting			
338-1165	1	Harness, Wiring			
332-0942	2	Cable, Tie			
625-1310	-	Diagram, Wiring			

SPECIAL PARTS LIST FOR **MODEL** 15.0RDJC-3R **SPEC** 15370AA
FOR STANDARD PARTS REFER TO **CATALOG** 974-0221 **KEY NO.** 1
(PARTS CATALOG ALSO CONTAINS COMPONENTS FOR MAJOR OPTIONAL FEATURES LISTED BELOW)

WIRING DIAGRAM NO. (ENG) 612-2730-01 (AC) 612-4815-12

PART NO.	QTY.	DESCRIPTION	PART NO.	QTY.	DESCRIPTION
Note: Radiator Cooled AC Meter Panel					
103-0521	1	Backplate, Gearcase			
301-2288	1	Panel, Upper Control			

SPECIAL PARTS LIST FOR MODEL 15.0RDJC-3CR SPEC 15825AA
 FOR STANDARD PARTS REFER TO CATALOG 974-0221 KEY NO. 1
 (PARTS CATALOG ALSO CONTAINS COMPONENTS FOR MAJOR OPTIONAL FEATURES LISTED BELOW)
 WIRING DIAGRAM NO. (ENG) 612-2749-01(AC) 612-5078-02

PART NO.	QTY.	DESCRIPTION	PART NO.	QTY.	DESCRIPTION
Note: Radiator Cooled Overspeed Switch					
103-0521	1	Backplate, Gearcase			
338-0768	1	Harness, Wiring - Voltage Regulator To Exciter Stator			
320-0259	1	Limiter, Cranking			
332-0795	1	Block, Terminal - 16 Place			
332-0862	1	Strip, Marker - 16 Place			
301-3862	1	Panel, Upper Control			

SPECIAL PARTS LIST FOR MODEL 15.0RDJC-3R SPEC 15853AA
 FOR STANDARD PARTS REFER TO CATALOG 974-0221 KEY NO. 1
 (PARTS CATALOG ALSO CONTAINS COMPONENTS FOR MAJOR OPTIONAL FEATURES LISTED BELOW)
 WIRING DIAGRAM NO. (ENG) 612-2749-01 (AC) 612-4815-17

PART NO.	QTY.	DESCRIPTION	PART NO.	QTY.	DESCRIPTION
Note: Radiator Cooled Overspeed Switch Fuel Tank Housed AC Meter Panel					
103-0521	1	Backplate, Gearcase			
405-1889	1	Shield, Rain			
405-1157	1	Flange, Air Duct Adapter			
338-0768	1	Harness, Wiring - Voltage Regulator To Exciter Stator			
320-0259	1	Limiter, Cranking			
332-0795	1	Block, Terminal - 16 Place			
332-0862	1	Strip, Marker - 16 Place			
301-2288	1	Panel, Upper Control			

SPECIAL PARTS LIST FOR MODEL 15.ORDJC-3R SPEC 15856AA
 FOR STANDARD PARTS REFER TO CATALOG 974-0221 KEY NO. 1
 (PARTS CATALOG ALSO CONTAINS COMPONENTS FOR MAJOR OPTIONAL FEATURES LISTED BELOW)
 WIRING DIAGRAM NO. (ENG)612-2749-01(AC)612-4815-17

PART NO.	QTY.	DESCRIPTION	PART NO.	QTY.	DESCRIPTION
Note: Radiator Cooled					
Overspeed Switch					
Fuel Tank					
Housed					
AC Meter Panel					
Water Jacket Heater					
103-0521	1	Backplate, Gearcase			
405-1889	1	Shield, Rain			
338-0768	1	Harness, Wiring - Voltage			
		Regulator To Exciter Stator			
320-0259	1	Limiter, Cranking			
332-0795	1	Block, Terminal - 16 Place			
332-0862	1	Strip, Marker - 16 Place			
301-2288	1	Panel, Upper Control			

SPECIAL PARTS LIST FOR MODEL 15.0RDJC-3R50 SPEC 15935AA
 FOR STANDARD PARTS REFER TO CATALOG 974-0221 KEY NO. 1
 (PARTS CATALOG ALSO CONTAINS COMPONENTS FOR MAJOR OPTIONAL FEATURES LISTED BELOW)
 WIRING DIAGRAM NO. (ENG) 612-4875-01 (AC) 612-4815-02

PART NO.	QTY.	DESCRIPTION	PART NO.	QTY.	DESCRIPTION
Note: Radiator Cooled Note: Pennsylvania Approved Overspeed Switch Low Engine Temperature Switch AC Meter Panel					
309-0179	1	Switch, High Water Temperature (Standard Part) Side Mounted On Water Outlet Housing			
309-0178	1	Switch, High Water Temperature Top Mounted On Water Outlet Housing	-		
309-0169	1	Switch, Low Oil Pressure (Standard Part) Mounted Down - Closes At 14 Lbs.			
309-0064	1	Switch, Low Oil Pressure (Mounted Horizontally) Closes At 9 Lbs.			
502-0058	1	Tee, Low Oil Pressure Switches Mounting			
103-0521	1	Backplate, Gearcase			
338-0768	1	Harness, Wiring - Voltage Regulator To Exciter Stator			
307-0848	1	Relay, Time Delay - Low Oil Pressure			
320-0259	1	Limiter, Cranking			
332-1005	1	Block, Terminal - 20 Place			
332-1006	1	Strip, Marker - 20 Place			
332-0611	2	Block, Terminal - 3 Place			
332-0612	1	Strip, Marker - 3 Place			
307-0819	3	Relay - Low Oil Pressure And High Water Temperature Pre-Alarm And Low Engine Temperature			
301-2125	1	Panel, Lower Control			
307-0778	3	Spring, Relay Holddown			
301-2393	1	Bracket, Relay Mounting (Low Oil Pressure And High Water Temperature Pre-Alarm)			
301-3252	1	Bracket, Relay Mounting (Low Engine Temperature And Generating Relay)			
307-1143	1	Relay, Generating			
323-0760	1	Socket, Generating Relay			
307-1157	1	Spring, Generating Relay Holddown			
301-2288	1	Panel, Upper Control			

SPECIAL PARTS LIST FOR MODEL 12.5RDJC-53CE SPEC 16177AA
 FOR STANDARD PARTS REFER TO CATALOG 974-0221 KEY NO. 1
 (PARTS CATALOG ALSO CONTAINS COMPONENTS FOR MAJOR OPTIONAL FEATURES LISTED BELOW)
 WIRING DIAGRAM NO. (ENG)612-5105-01

PART NO.	QTY.	DESCRIPTION	PART NO.	QTY.	DESCRIPTION
Note: Radiator Cooled			301-3714	1	Cover, Voltage Regulator
Note: Generator Set Has An Air Cooled Control On A Water Cooled Set			338-0744	1	Harness, Wiring - Voltage Regulator To Exciter St:
505-0110	3	Plug, Square Head - 3/8" (Water Outlet Cylinder Head Housing)	320-0104	1	Relay, Low Oil Pressure
140-1212	1	Adapter, Air Cleaner	304-0217	1	Resistor, Fixed - 1 Ohm, 10 Watt
140-1260	1	Fitting, Safety Filter - Air Cleaner Adapter To Restriction Indicator	308-0028	2	Switch, Push - Heater And Start
505-0008	1	Plug, Slotted - Air Cleaner Adapter	308-0069	1	Switch, Toggle - Start-Run Stop
193-0006	1	Gauge, Oil Pressure	332-0706	1	Block, Terminal - 8 Place
309-0156	1	Switch, High Temperature	332-0739	1	Strip, Marker - 8 Place
140-0721	1	Cleaner, Air (Includes Element And Baffle)	332-0602	1	Jumper - Heater And Start Switches
140-0765	1	Element, Air Cleaner	301-2297	1	Panel, Control
140-1267	1	Baffle, Air Cleaner	301-1962	1	Box, Control
140-0722	2	Band, Air Cleaner Mounting	301-3683	1	Saddle, Control Box
503-0274	4	Clamp, Hose - Air Cleaner	301-2467	1	Box, Output
503-0419	1	Elbow, Rubber-Air Cleaner	301-2466	1	Cover, Output Box
140-1271	1	Bracket, Air Cleaner Mtg.	337-0036	1	Strap, Ground - Control B
503-0571	1	Hose, Air Cleaner - 4"	103-0521	1	Backplate, Gearcase
140-0740	1	Tube, Air Cleaner - Metal	Parts Not Furnished By Onan Water Temperature Sender And Gauge		
140-0723	1	Pre-Cleaner, Air Cleaner			
305-0532	1	Regulator Assembly, Voltage (Complete Less Cover) Includes Parts Marked * (For Complete Replacement Of Voltage Regulator Assembly Order Part Number 309-0589)			
300-1404	1	*Board, Voltage Regulator (For Replacement Order 300-1540 Board)			
320-0505	1	*Breaker, Circuit			
315-0391	1	*Reactor			
315-0386	1	*Transformer, Voltage			
517-0045	1	*Plug, Dot Button			
332-1647	1	*Strip, Terminal			
301-3713	1	*Panel, Mounting			
332-0942	8	*Tie, Cable			

SPECIAL PARTS LIST FOR MODEL 15.0RDJC-3CR SPEC 16313AA
 FOR STANDARD PARTS REFER TO CATALOG 974-0221 KEY NO. 1
 (PARTS CATALOG ALSO CONTAINS COMPONENTS FOR MAJOR OPTIONAL FEATURES LISTED BELOW)
 WIRING DIAGRAM NO. (ENG) 612-2749-01(AC) 612-4814-07

PART NO.	QTY.	DESCRIPTION	PART NO.	QTY.	DESCRIPTION
Note: Radiator Cooled Overspeed Switch Housed Low Engine Temperature Switch					
103-0521	1	Backplate, Gearcase			
338-0768	1	Harness, Wiring - Voltage Regulator To Exciter Stator			
320-0259	1	Limiter, Cranking			
332-0795	1	Block, Terminal - 16 Place			
332-0862	1	Strip, Marker - 16 Place			
301-2019	1	Panel, Upper Control			

SPECIAL PARTS LIST FOR MODEL 15.ORDJC-3R SPEC 16427AA
 FOR STANDARD PARTS REFER TO CATALOG 974-0221 KEY NO. 1
 (PARTS CATALOG ALSO CONTAINS COMPONENTS FOR MAJOR OPTIONAL FEATURES LISTED BELOW)

WIRING DIAGRAM NO. (ENG) 612-2749-01 (AC) 612-4958-07

PART NO.	QTY.	DESCRIPTION	PART NO.	QTY.	DESCRIPTION
Note: Radiator Cooled Overspeed Switch Housed Water Jacket Heater Fuel Tank AC Meter Panel					
103-0521	1	Backplate, Gearcase			
405-1889	1	Shield, Rain			
338-0768	1	Harness, Wiring - Voltage Regulator To Exciter Stator			
320-0259	1	Limiter, Cranking			
332-0795	1	Block, Terminal - 16 Place			
332-0862	1	Strip, Marker - 16 Place			
302-0809	1	Meter, Frequency			
301-2288	1	Panel, Upper Control			

SPECIAL PARTS LIST FOR MODEL 15.ORDJC-3R SPEC 16463AA
 FOR STANDARD PARTS REFER TO CATALOG 974-0221 KEY NO. 1
 (PARTS CATALOG ALSO CONTAINS COMPONENTS FOR MAJOR OPTIONAL FEATURES LISTED BELOW)

WIRING DIAGRAM NO. (ENG) 612-4842-01 (AC) 612-4815-12

PART NO.	QTY.	DESCRIPTION	PART NO.	QTY.	DESCRIPTION
Note: Radiator Cooled Overspeed Switch Water Jacket Heater AC Meter Panel Low Engine Temperature Switch					
309-0179	1	Switch, High Water Temperature (Standard Part) Side Mounted On Water Outlet Housing			
309-0178	1	Switch, High Water Temperature Top Mounted On Water Outlet Housing			
309-0169	1	Switch, Low Oil Pressure (Standard Part) Mounted Down - Closes At 14 Lbs.			
309-0064	1	Switch, Low Oil Pressure (Mounted Horizontally) Closes At 9 Lbs.			
502-0058	1	Tee, Low Oil Pressure Switches Mounting			
405-1157	1	Flange, Air Duct Adapter			
338-0768	1	Harness, Wiring - Voltage Regulator To Exciter Stator			
307-0848	1	Relay, Time Delay - Low Oil Pressure			
320-0259	1	Limiter, Cranking			
332-0611	2	Block, Terminal - 3 Place			
332-0612	1	Strip, Marker - 3 Place			
307-0819	3	Relay - Low Oil Pressure And High Water Temperature Pre-Alarm And Low Engine Temperature			
307-0778	3	Spring, Relay Holddown			
301-2393	1	Bracket, Relay Mounting (Low Oil Pressure And High Water Temperature)			
301-3252	1	Bracket, Relay Mounting (Low Engine Temperature And Generating Relay)			
307-1143	1	Relay, Generating			
323-0760	1	Socket, Generating Relay			
307-1157	1	Spring, Generating Relay Holddown			
301-2288	1	Panel, Upper Control			

SPECIAL PARTS LIST FOR MODEL 15.0RDJC-3R SPEC 16509AA
 FOR STANDARD PARTS REFER TO CATALOG 974-0221 KEY NO. 1
 (PARTS CATALOG ALSO CONTAINS COMPONENTS FOR MAJOR OPTIONAL FEATURES LISTED BELOW)

WIRING DIAGRAM NO. (ENG) 612-4880-01 (AC) 612-4815-12

PART NO.	QTY.	DESCRIPTION	PART NO.	QTY.	DESCRIPTION
Note: Radiator Cooled Overspeed Switch AC Meter Panel Water Jacket Heater Low Engine Temperature Switch					
103-0521	1	Backplate, Gearcase			
405-1157	1	Flange, Air Duct Adapter			
338-0768	1	Harness, Wiring - Voltage Regulator To Exciter Stator			
320-0259	1	Limiter, Cranking			
301-3252	1	Bracket, Relay Mounting (Low Engine Temperature And Generating Relay)			
307-1143	1	Relay, Generating			
323-0760	1	Socket, Generating Relay			
307-1157	1	Spring, Generating Relay Holddown			
301-2288	1	Panel, Upper Control			

SPECIAL PARTS LIST FOR MODEL 15.0RDJC-3R SPEC 16509AB
 FOR STANDARD PARTS REFER TO CATALOG 974-0221 KEY NO. 1
 (PARTS CATALOG ALSO CONTAINS COMPONENTS FOR MAJOR OPTIONAL FEATURES LISTED BELOW)

WIRING DIAGRAM NO. (ENG)612-5516-01(AC)612-5486-12

PART NO.	QTY.	DESCRIPTION	PART NO.	QTY.	DESCRIPTION
Note: Radiator Cooled Overspeed Switch Water Jacket Heater Low Engine Temperature Switch AC Meter Panel					
103-0521	1	Backplate, Gearcase			
405-1157	1	Flange, Air Duct Adapter			
338-0768	1	Harness, Wiring - Voltage Regulator To Exciter Stator			
320-0259	1	Limiter, Cranking			
301-3252	1	Bracket, Relay Mounting (Low Engine Temperature And Generating Relay)			
307-1143	1	Relay, Generating			
323-0760	1	Socket, Generating Relay			
307-1157	1	Spring, Generating Relay Holddown			
301-2288	1	Panel, Upper Control			

SPECIAL PARTS LIST FOR MODEL 15.ORDJC-3R SPEC 16554AB
 FOR STANDARD PARTS REFER TO CATALOG 974-0221 KEY NO. 1
 (PARTS CATALOG ALSO CONTAINS COMPONENTS FOR MAJOR OPTIONAL FEATURES LISTED BELOW)
 WIRING DIAGRAM NO. (ENG) 612-5548-01 (AC) 612-5486-12

PART NO.	QTY.	DESCRIPTION	PART NO.	QTY.	DESCRIPTION
Note: Radiator Cooled Overspeed Switch AC Meter Panel Water Jacket Heater					
103-0521	1	Backplate, Gearcase			
405-1157	1	Flange, Air Duct Adapter			
338-0768	1	Harness, Wiring - Voltage Regulator To Exciter Stator			
320-0259	1	Limiter, Cranking			
332-0611	2	Block, Terminal - 3 Place			
332-0612	1	Strip, Marker - 3 Place			
307-0597	2	Relay - Pilot (1) Fuel (1)			
307-0696	1	Relay, Cycle Cranker (10 Seconds)			
307-0734	1	Relay, Cycle Cranker (5 Seconds)			
301-2393	1	Bracket, Relay Mounting			
301-2288	1	Panel, Upper Control			

SPECIAL PARTS LIST FOR **MODEL** 15.ORDJC-3R **SPEC** 16567AA
 FOR STANDARD PARTS REFER TO **CATALOG** 974-0221 **KEY NO.** 1
 (PARTS CATALOG ALSO CONTAINS COMPONENTS FOR MAJOR OPTIONAL FEATURES LISTED BELOW)

WIRING DIAGRAM NO. (ENG) 612-2749-01 (AC) 612-4815-07

PART NO.	QTY.	DESCRIPTION	PART NO.	QTY.	DESCRIPTION
Note: Radiator Cooled Overspeed Switch Fuel Tank Housed AC Meter Panel					
103-0521	1	Backplate, Gearcase			
332-0216	1	Lug, Ground			
338-0768	1	Harness, Wiring - Voltage Regulator To Exciter Stator			
320-0259	1	Limiter, Cranking			
332-0795	1	Block, Terminal - 16 Place			
332-0862	1	Strip, Marker - 16 Place			
301-2288	1	Panel, Upper Control			

SPECIAL PARTS LIST FOR MODEL 15-0KDJC-3R50 SPEC 16569AA
 FOR STANDARD PARTS REFER TO CATALOG 974-0221 KEY NO. 1
 (PARTS CATALOG ALSO CONTAINS COMPONENTS FOR MAJOR OPTIONAL FEATURES LISTED BELOW)

WIRING DIAGRAM NO. (ENG)612-4876-01(AC)612-4815-07

PART NO.	QTY.	DESCRIPTION	PART NO.	QTY.	DESCRIPTION
Note: Radiator Cooled Note: Pennsylvania Approved Overspeed Switch Fuel Tank Housed AC Meter Panel					
309-0179	1	Switch, High Water Temperature (Standard Part) Side Mounted On Water Outlet Housing			
309-0178	1	Switch, High Water Temperature Top Mounted On Water Outlet Housing			
309-0169	1	Switch, Low Oil Pressure (Standard Part) Mounted Down - Closes At 14 Lbs.			
309-0064	1	Switch, Low Oil Pressure (Mounted Horizontally) Closes At 9 Lbs.			
502-0058	1	Tee, Low Oil Pressure Switches Mounting			
103-0521	1	Backplate, Gearcase			
338-0768	1	Harness, Wiring - Voltage Regulator To Exciter Stator			
332-0216	1	Lug, Ground			
307-0848	1	Relay, Time Delay - Low Oil Pressure			
320-0259	1	Limiter, Cranking			
332-1005	1	Block, Terminal - 20 Place			
332-1006	1	Strip, Marker - 20 Place			
307-0819	2	Relay - Low Oil Pressure And High Water Temperature Pre-Alarm			
301-2125	1	Panel, Lower Control			
307-0778	2	Spring, Relay Holddown			
301-2393	1	Bracket, Relay Mounting (Low Oil Pressure And High Water Temperature Pre-Alarm)			
301-2288	1	Panel, Upper Control			

INDEX

TITLE	LOCATION
INTRODUCTION	A4
GENERATOR SET DATA TABLE	A5
STANDARD PARTS SECTION	
Base, Oil	A14
Block, Cylinder	A6,A7
Camshaft	A9
Chassis	C4
Control	D1-D3
Cooling System, Radiator	C2,C3
Crankshaft	A8
Exciter, Generator - Spec A Through Z	C8-C11
Exhaust System	B8
Flywheel	A8
Gearcase	B2
Generator	
Spec A Through Z	C6,C7
Begin Spec AA	C12,C13
Governor	B3
Head, Cylinder	A10,A11
Injection System	B3,B7
Intake System, Air	B4,B5
Oil System	A12,A13
Piston and Rod	A11
Regulator, Voltage - Begin Spec AA	D4
Service Kits and Miscellaneous	D5
Solenoid, Stop	
Spec A Through AC	B10
Begin Spec AD	B11
Shut Disconnect	B9
Starter	
Spec A Through AC	B12
Begin Spec AD	B14
Starter Parts	
Spec A Through AC	B13
Begin Spec AD	C1
SPECIAL PARTS SECTION - LRDJC Generator Sets	
Chassis	D7
Control	D9
Cooling System, Radiator	D7
Generator	D8
Intake System, Air	D6
Panel, AC Meter - Optional	D9
OPTIONAL PARTS SECTION	
Cleaner, Air - Oil Bath	E2
Control, Continuous Glow Plug - Begin Spec AB	F5
Cooling System, City Water	E4,E5
Exchanger, Heat	E6,E7
Filter, Voltage Regulator - Begin Spec AA	F4
Flange, Air Duct Adapter	F6
Heater	
Generator Space	F1
Oil Base	F6
Water Jacket	E14
Hoisting	E10,E11
Muffler, Critical (Housed Set)	E3
Panel, AC Meter	F2,F3
Pump Parts, Water	E8
Skid and Battery Rack	F1

(Continued on Page A4)



**Power
Generation**

Redistribution or publication of this document
by any means, is strictly prohibited.

INDEX (Continued)

Switch

Dual High Water Temperature

City Water Cooled E9

Radiator Cooled E9

Dual Low Oil Pressure E9

Low Engine Temperature F6

Overspeed F6

Tank, Fuel

Chassis Mounted E12,E13

Housing Mounted E14

INTRODUCTION

This catalog applies to RDJC and LRDJC Generator Sets as listed in the Generator Set Data Table. The RDJC model designation shown began during 1969. Previously, the model designations used a zero in place of the decimal in the kilowatt rating. (Example: 12.5 RDJC was formerly 12RDJC and 15.0RDJC was formerly 15RDJC.) Parts are arranged in groups of related items and each illustrated part is identified by a reference number corresponding to the same reference number in the parts list. Unless otherwise mentioned in the description, parts are interchangeable between models. Parts illustrations are typical. Using the model and specification number from your generator set nameplate, select parts that apply to your set. Right and left sides are determined by facing the engine end (front) of the set.

NOTE: In prior issues of this parts catalog RDJC Radiator Cooled Sets were designated by Parts Key Number 1 and City Water Cooled Sets were designated by Parts Key Number 2 in the Generator Set Data table. In this issue these Parts Key Numbers are no longer used. Instead, replacement parts for the cooling systems for Radiator Cooled Sets can be found in the Standard Parts Section and replacement parts for City Water Cooled Sets can be found in the Optional Parts Section.

GENERATOR SET DATA TABLE

MODEL AND SPECIFICATION NUMBER	ELECTRICAL DATA				
	WATTS	VOLTS	HERTZ	WIRE	PHASE
12.5RDJC-53CR/*	12500	120/240	50	**	1
12.5RDJC-53R/*	12500	120/240	50	3	1
12.5RDJC-57R/*	12500	220/330	50	4	3
12.5RDJC-57XR/*	12500	240/416	50	4	3
12.5RDJC-58R/*	12500	127/220	50	4	3
12.5RDJC-518R/*	12500	*	50	12	3
15.0RDJC-3CR/*	15000	120/240	60	**	1
15.0RDJC-3R/*	15000	120/240	60	3	1
15.0RDJC-4R/*	15000	120/208	60	4	3
15.0RDJC-4XR/*	15000	277/480	60	4	3
15.0RDJC-5DR/*	15000	120/240	60	4	3
15.0RDJC-7R/*	15000	220/330	60	4	3
15.0RDJC-7XR/*	15000	240/416	60	4	3
15.0RDJC-8R/*	15000	127/220	60	4	3
15.0RDJC-9XR/*	15000	347/600	60	4	3
15.0RDJC-18R/*	15000	*	60	12	3
8.6LRDJC-57XR/*	8600	240/416	50	4	3
8.6LRDJC-518R/*	8600	*	50	12	3
11.3LRDJC-18R/*	11300	*	60	12	3

These LRDJC Generator Sets were manufactured beginning with Specification Letters AA. For replacement parts refer first to the Special Parts Section for LRDJC Generator Sets. Parts not in that section refer to the Standard or Optional Parts Section. When referring to those sections reference to Specification Letters or Voltage also applies to these sets.

Models listed below are Pennsylvania Approved Sets

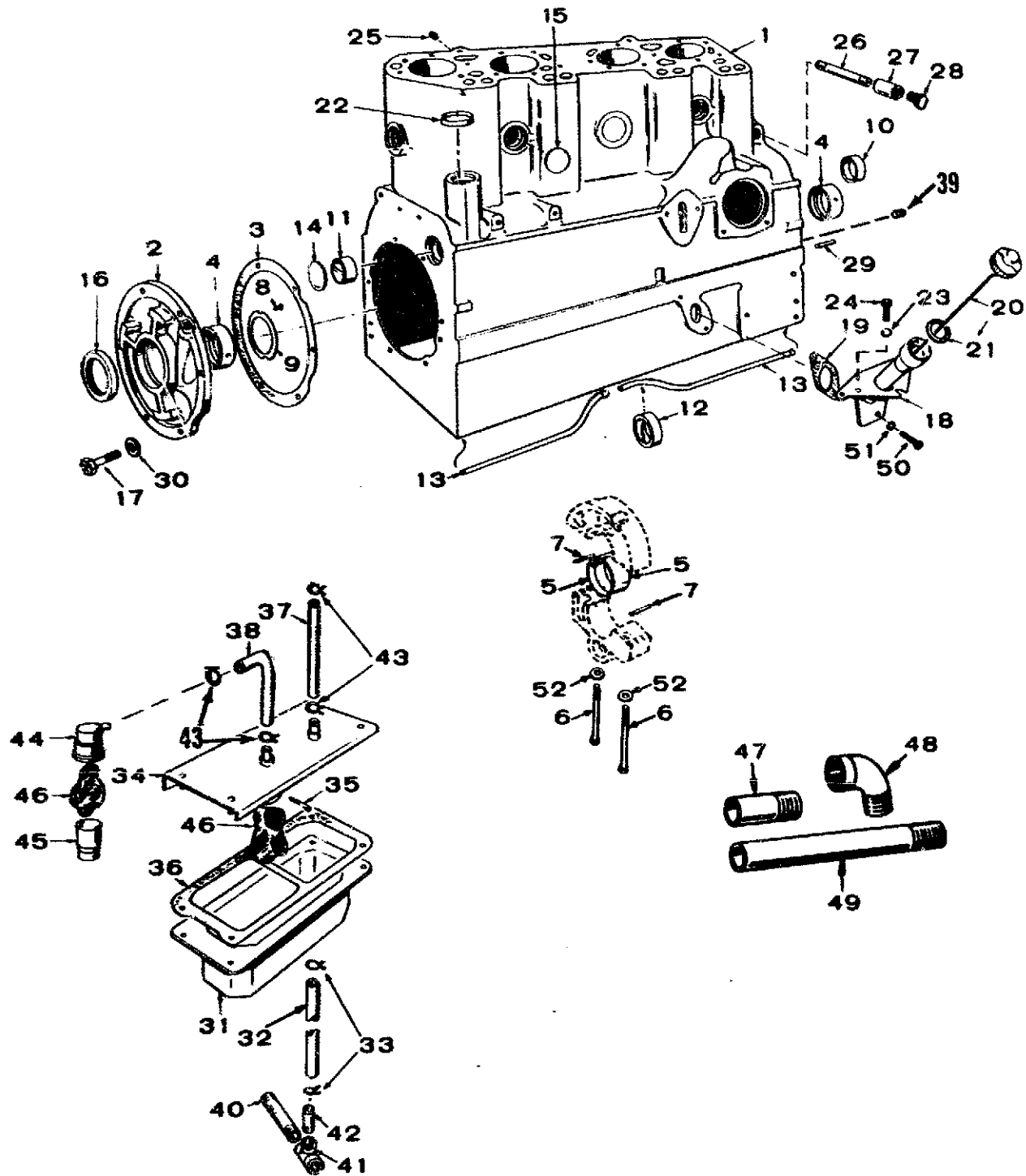
13.0RDJC-3R50/*	13000	120/240	60	3	1
13.0RDJC-4R50/*	13000	120/208	60	4	3
13.0RDJC-4XR50/*	13000	277/480	60	4	3
13.0RDJC-18R50/*	13000	*	60	12	3
15.0RDJC-3R50/*	15000	120/240	60	3	1
15.0RDJC-3CR50/*	15000	120/240	60	**	1
15.0RDJC-4R50/*	15000	120/208	60	4	3
15.0RDJC-4XR50/*	15000	277/480	60	4	3
15.0RDJC-5DR50/*	15000	120/240	60	4	3
15.0RDJC-18R50/*	15000	*	60	12	3

- * - The diagonal line (/) in the model and specification number separates generator set characteristics from the specification number and letter(s). The specification number denotes customer requested options or deviations from a standard (1A, 1B...1AA, 1AB, etc.) model. The specification letter advances (A to B, B to C... Z to AA, AA to AB, etc.) with major manufacturing changes.
- ** - These generators have four load wires which are reconnectable for 120 volt, 2 wire service or 240 volt, 2 wire service or 120/240 volt, 3 wire service. NOTE: Previously, the C designation (3CR, 53CR, etc.) was not used in the model.
- ★ - Broad range reconnectable sets, refer to connection diagram inside outlet box cover.

STANDARD PARTS SECTION

This section contains standard parts applicable to models listed in the generator set data table.

CYLINDER BLOCK



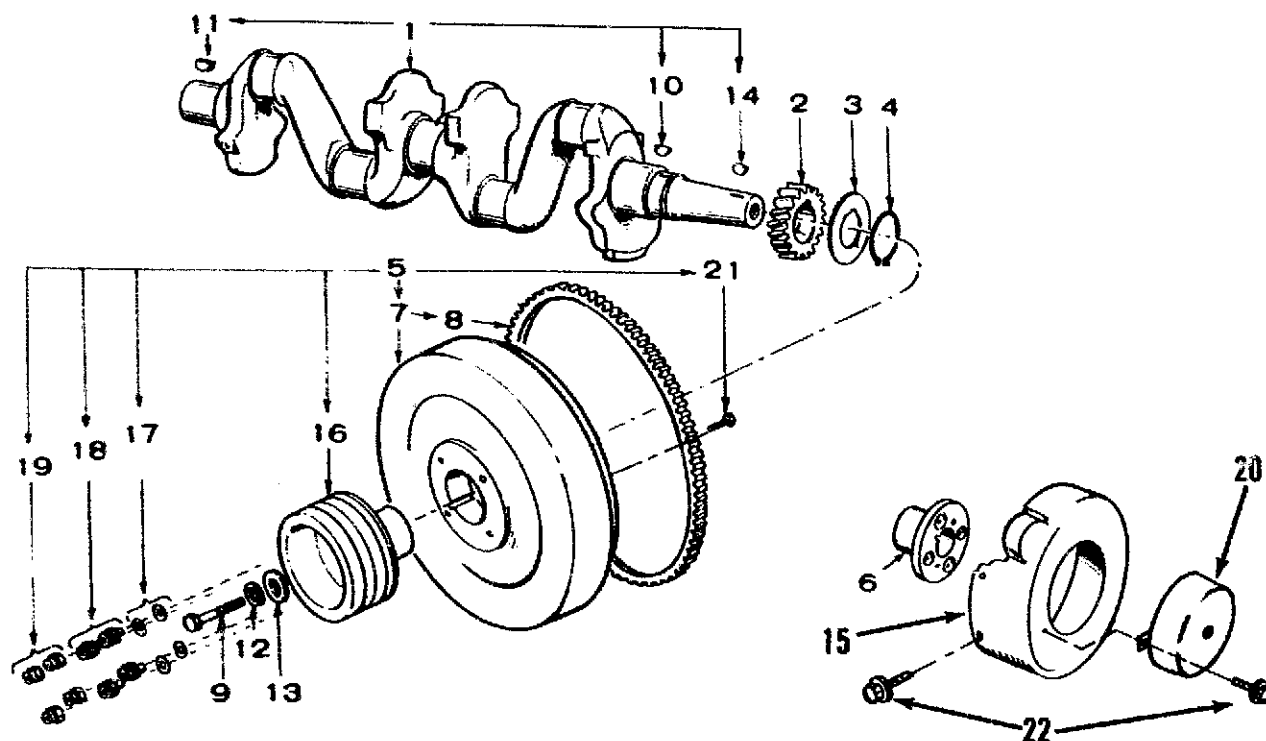
M-1560

CYLINDER BLOCK

REF. NO.	PART NO.	QTY. USED	PART DESCRIPTION	REF. NO.	PART NO.	QTY. USED	PART DESCRIPTION
1	BLOCK ASSEMBLY, CYLINDER (Includes Tappets)			26	505-0449	1	Nipple, Pipe (1/4"x 6") Water Drain
	110-1407	1	Radiator Cooled Sets (Includes Parts Marked *)	27	505-0027	1	Coupling, Pipe (1/4") Water Drain
	110-3216	1	City Water Cooled Sets (Includes Parts Marked #)	28	502-0153	1	Plug, Pipe (Brass) 1/4" Hex Head - Water Drain
2	101-0337	1	*#Plate, Rear Bearing	29	516-0141	2	*#Pin, Gearcase Locating
3	101-0386	1	*#Gasket and Shim Kit, Rear Bearing Plate - Includes Bearing Plate Mounting Washers	30	526-0245	6	*#Washer, Bearing Plate (Special)
4	BEARING, MAIN - FRONT AND REAR			31	123-1061	1	Damper, Breather Pulsation - Spec A
	101-0359	2	*#Standard	32	503-1194	1	Hose, Overflow - Spec S
	101-0359-02	2	.002" Undersize	33	503-0197	2	Clamp, Overflow Hose - Spec S
	101-0359-10	2	.010" Undersize	34	123-1045	1	Cover, Breather Pulsation Damper - Spec S
	101-0359-20	2	.020" Undersize	35	516-0177	1	Pin, Cotter - Spec S
	101-0359-30	2	.030" Undersize	36	123-1049	1	Gasket, Cover - Spec S
5	BEARING HALF, MAIN - CENTER			37	503-1274	1	Hose, Cover to Manifold - Spec S
	101-0361	2	*#Standard	38	503-0562	1	Hose, Cover to Breather Cap - Spec S
	101-0361-02	2	.002" Undersize	39	SCREW, SET - SOCKET HEAD (3/8-16 x 5/16")		
	101-0361-10	2	.010" Undersize		City Water Cooled Sets Begin Spec AD		
	101-0361-20	2	.020" Undersize		803-0067	4	#Sets Without Heat Exchanger
	101-0361-30	2	.030" Undersize		803-0067	1	Sets With Heat Exchanger
6	101-0342	2	*#Bolt, Center Bearing Housing	40	505-0690	1	Nipple, Close - Pipe (1/2") Spec S
7	516-0149	2	Pin, Center Bearing Housing	41	505-0682	1	Tee, Pipe (1/2") Spec S
8	516-0072	4	Screw, Drive - Crankshaft Thrust Washer	42	505-0674	1	Nipple, Half - Pipe (1/2" x 2-1/2") - Spec S
9	104-0420	2	*#Washer, Crankshaft Thrust	43	503-0170	4	Clamp, Hose - Spec S
10	101-0363	1	*#Bearing, Camshaft - Front	44	123-0787	1	Cap, Breather Tube - Spec A Through S
11	101-0365	1	*#Bearing, Camshaft - Rear	45	123-0645	1	*#Tube, Breather - Spec A Through S
12	101-0364	1	*#Bearing, Camshaft - Center	46	123-0865	2	Filter, Breather Tube and Pulsation Damper - Spec S (1 Used Spec A Through R)
13	*#TUBE, CRANKCASE OIL			47	505-0135	1	Nipple, Half - Pipe (3/8" x 1-1/2") Radiator Cooled Sets With Water Jacket Heater
	120-0586	1	Front	48	505-0039	1	Elbow, Pipe (3/8 - 90°) Radiator Cooled Sets With Water Jacket Heater
	120-0585	1	Rear	49	505-0273	1	Nipple, Half - Pipe (3/8" x 4") Radiator Cooled Sets With Water Jacket Heater
14	517-0053	1	*#Plug, Expansion - Rear Camshaft Opening	50	800-0026	2	Screw, Cap - Hex Head (5/16-18 x 3/4")
15	PLUG, EXPANSION - CYLINDER BLOCK			51	850-0045	2	Washer, Lock - Spring (5/16")
			1-7/16"	52	526-0035	2	*#Washer, Flat - (17/32" ID x 7/8" OD x 1/8" Thk)
	517-0059	3	* Radiator Cooled Sets				
	517-0059	4	# City Water Cooled Sets				
	517-0096	2	*#1-9/16"				
	517-0097	1	*#1-3/4"				
16	509-0086	1	Seal, Crankshaft - Rear				
17	805-0019	6	*#Bolt, Rear Bearing Plate (Special)				
18	TUBE, OIL FILL						
	123-0681	1	Spec A Through R				
	123-1086	1	Begin Spec S				
19	123-0667	1	Gasket, Oil Fill				
20	CAP AND INDICATOR						
	123-0698	1	Spec A Through R				
	123-1056	1	Begin Spec S				
21	123-0191	1	Gasket, Cap				
22	517-0103	1	*#Plug, Core Hole - Begin Spec T				
23	850-0045	3	Washer, Lock - Spring (5/16")				
24	800-0026	3	Screw, Cap - Hex Head (5/16-18 x 3/4")				
25	505-0266	2	Plug, Pipe (3/8" - Square Countersunk) Radiator Cooled Sets Without Water Jacket Heater				

* - Parts Included in 110-1407 Cylinder Block Assembly
- Parts Included in 110-3216 Cylinder Block Assembly

CRANKSHAFT AND FLYWHEEL

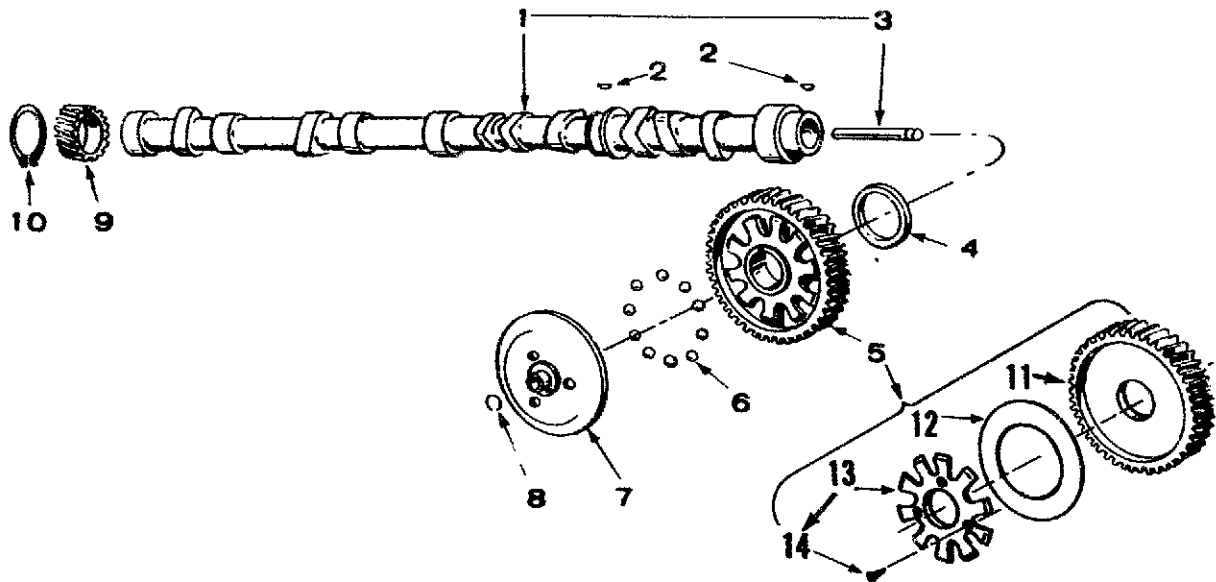


CT-1050a

REF. NO.	PART NO.	QTY. USED	PART DESCRIPTION	REF. NO.	PART NO.	QTY. USED	PART DESCRIPTION
1	104-1361	1	Crankshaft Kit (Includes All Keys)	14	515-0153	1	Key - Flywheel to Crankshaft
2	104-0418	1	Gear, Crankshaft	15	104-0510	1	Guard, Flywheel - City Water Cooled Sets
3	104-0416	1	Washer, Retainer	16	HUB AND PULLEY, FLYWHEEL		
4	518-0188	1	Ring, Lock		104-0957	1	Radiator Cooled Sets
5	FLYWHEEL ASSEMBLY				104-1121	1	*Spec A Through AB
	104-0548	1	Radiator Cooled Sets		104-0957	1	+Begin Spec AC
			Spec A Through AB (Includes Parts Marked *)				*City Water Cooled Sets With Heat Exchanger
	104-1129	1	Begin Spec AC (Includes Parts Marked +)	17	WASHER, FLAT - Hub to Flywheel (Special)		
			City Water Cooled Sets		526-0187	4	#City Water Cooled Sets Without Heat Exchanger
	104-0555	1	Sets Without Heat Exchanger (Includes Parts Marked #)		526-0273	4	**Radiator Cooled Sets and City Water Cooled Sets With Heat Exchanger
	104-0548	1	Sets With Heat Exchanger (Includes Parts Marked *)	18	104-0543	4	***Spacer and Washer
6	134-1401	1	#Hub, Flywheel - City Water Cooled Sets Without Heat Exchanger	19	870-0352	4	***Nut, Locking (Special)
7	104-0547	1	**Flywheel (Includes Ring Gear)	20	104-0594	1	Cover, Flywheel Guard - City Water Cooled Sets Without Heat Exchanger
8	104-0423	1	**Gear, Ring	21	801-0054	4	**Screw, Cap - Hex Head (3/8-24 x 2")
9	800-0500	1	Screw, Flywheel Mounting (Special)	22	SCREW, LOCKING HEAD FLANGE (1/4-20 x 1/2")		
10	515-0001	1	Key - Crankshaft to Gear		821-0010	3	Cover Mounting
11	515-0006	1	Key - Fan to Crankshaft		821-0010	5	Guard Mounting
12	850-0055	1	Washer, Lock - Spring (7/16")				
13	526-0185	1	Washer, Flat (15/32" ID x 1-1/2" OD x 3/8" Thk)				

* - Parts Included in 104-0548 Flywheel Assembly.
+ - Parts Included in 104-1129 Flywheel Assembly.
- Parts Included in 104-0555 Flywheel Assembly.

CAMSHAFT

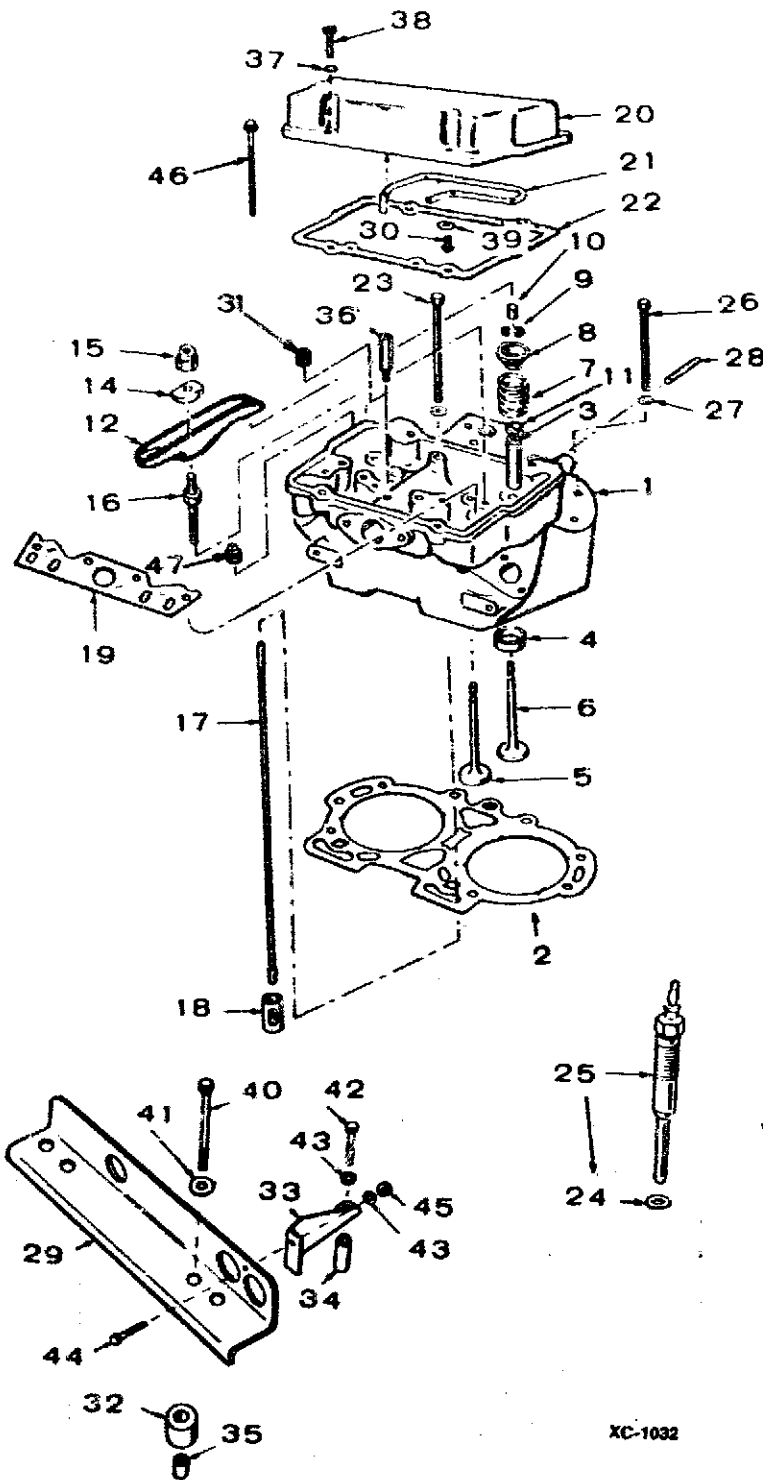


C-1029

REF. NO.	PART NO.	QTY. USED	PART DESCRIPTION
1	CAMSHAFT (Includes Center Pin)		
	105-0240	1	Spec A through N
	105-0274	1	Begin Spec P
2	515-0001	2	Key - Camshaft Gear and Injection Pump
3	150-0075	1	Pin, Camshaft Center
4	105-0205	1	Washer, Thrust
5	105-0218	1	Gear Assembly, Camshaft (Includes Parts Marked *)
6	510-0046	10	Flyball - Governor
7	150-0775	1	Cup, Governor
8	150-0078	1	Ring, Center Pin
9	147-0142	1	Gear, Injection Pump Drive
10	518-0195	1	Ring, Injection Pump Drive Gear
11	105-0465	1	*#Gear, Camshaft
12	150-0773	1	*#Plate, Governor Flyball
13	150-1842	1	*#Spacer Kit, Governor Flyball (Includes Mounting Screws)
14	815-0506	3	*Screw, Spacer Mounting (Special)

- * - Parts Included in 105-0218 Camshaft Gear Assembly.
- # - Camshaft Gear Assemblies with Rivets Order 105-0218 Camshaft Gear Assembly.

CYLINDER HEAD



XC-1032

REF. NO.	PART NO.	QTY. USED	PART DESCRIPTION
1	HEAD, CYLINDER		
	110-2986	2	With Valves Spec A Through N (Includes Cylinder Head Connector and Parts Marked #)
	110-2985	2	Begin Spec P (Includes Cylinder Head Connector and Parts Marked +)
			Without Valves (Includes Parts Marked *)
	110-2984	2	#Spec A Through N
	110-1855	2	+Begin Spec P
	110-2944	2	Gasket, Head
2	GUIDE, VALVE		
	110-1501	8	*Standard
	110-1501-01	8	.001" Oversize
	110-1501-05	8	.005" Oversize
3	INSERT, VALVE SEAT		
	110-1268	8	*Standard
	110-1268-02	8	.002" Oversize
	110-1268-05	8	.005" Oversize
	110-1268-10	8	.010" Oversize
	110-1268-25	6	.025" Oversize
4	ARM, ROCKER		
	115-0128	4	Exhaust
	115-0129	4	Intake
	115-0127	8	Ball, Rocker Arm
	115-0150	8	Locknut, Rocker Arm
	115-0152	8	#+Stud, Rocker Arm
	115-0149	8	Rod, Valve Push
	115-0195	8	†Tappet, Valve
	115-0196	2	*Guide, Push Rod
	115-0134	2	Cover Assembly, Rocker (Includes Parts Marked ▷)
	120-0628	2	▷Line, Oil - Rocker Cover
	115-0130	2	Gasket, Rocker Cover
	110-1264	10	Screw, Cylinder Head Mounting (Special)
	110-0546	4	Gasket, Glow Plug
	333-0106	4	Plug, Glow - Includes Gasket
	800-0501	12	Screw, Cylinder Head Mounting (Special)
	526-0174	14	Washer, Flat (13/32" ID x 25/32" OD x 0.1345" Thk)
	520-0608	8	#+Stud, Exhaust Manifold
	403-0690	1	Bracket, Lifting
	815-0562	2	▷Screw, Machine - Cross Recessed Pan Head (#10 x 5/16")
31	505-0274	2	*Plug, Pipe - Countersunk Hex Head (1/8") (Sets Without Standpipe)
32	402-0361	2	Cushion, Vibration
33	403-0890	1	Brace, Lifting Bracket
34	403-0826	1	Spacer, Lifting Bracket
35	402-0362	2	Bushing, Spacer
36	123-1140	2	*Standpipe - Begin Spec T
37	850-0045	8	Washer, Lock - Spring (5/16")
38	800-0030	7	Screw, Cap - Hex Head (5/16-18 x 1-1/4")
39	526-0130	1	▷Washer, Flat (17/64" ID x 1" OD x 1/16" Thk)

Redistribution or publication of this document by any means, is strictly prohibited.

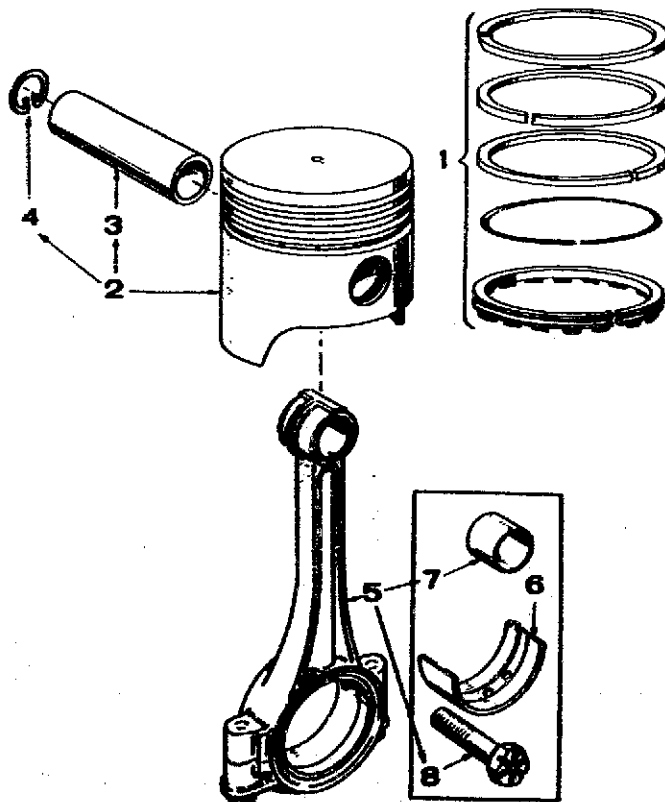
CYLINDER HEAD

REF. NO.	PART NO.	QTY. USED	PART DESCRIPTION
40	800-0094	2	Screw, Cap - Hex Head (1/2-13 x 2")
41	526-0100	2	Washer, Flat - Unplated (9/16" ID x 1-3/8" OD x 7/64" Thk)
42	800-0038	1	Screw, Cap - Hex Head (5/16-18 x 3/4")
43	850-0045	2	Washer, Lock - Spring (5/16")
44	800-0026	1	Screw, Cap - Hex Head (5/16-18 x 3/4")
45	862-0015	1	Nut, Hex (5/16-18)

REF. NO.	PART NO.	QTY. USED	PART DESCRIPTION
46	110-1282	1	Bolt, Cylinder Head (Special) (Switch Mounting Sets With Low Engine Temperature Switch
47	505-0110	2	*Plug, Pipe - Square Head (3/8")

- Parts Included in 110-2986 Cylinder Head.
 + - Parts Included in 110-2985 Cylinder Head.
 * - Parts Included in 110-2984 and 110-1855 Cylinder Head.
 ‡ - Included in Cylinder Block Assemblies.
 ▷ - Parts Included in 115-0134 Rocker Cover Assembly.

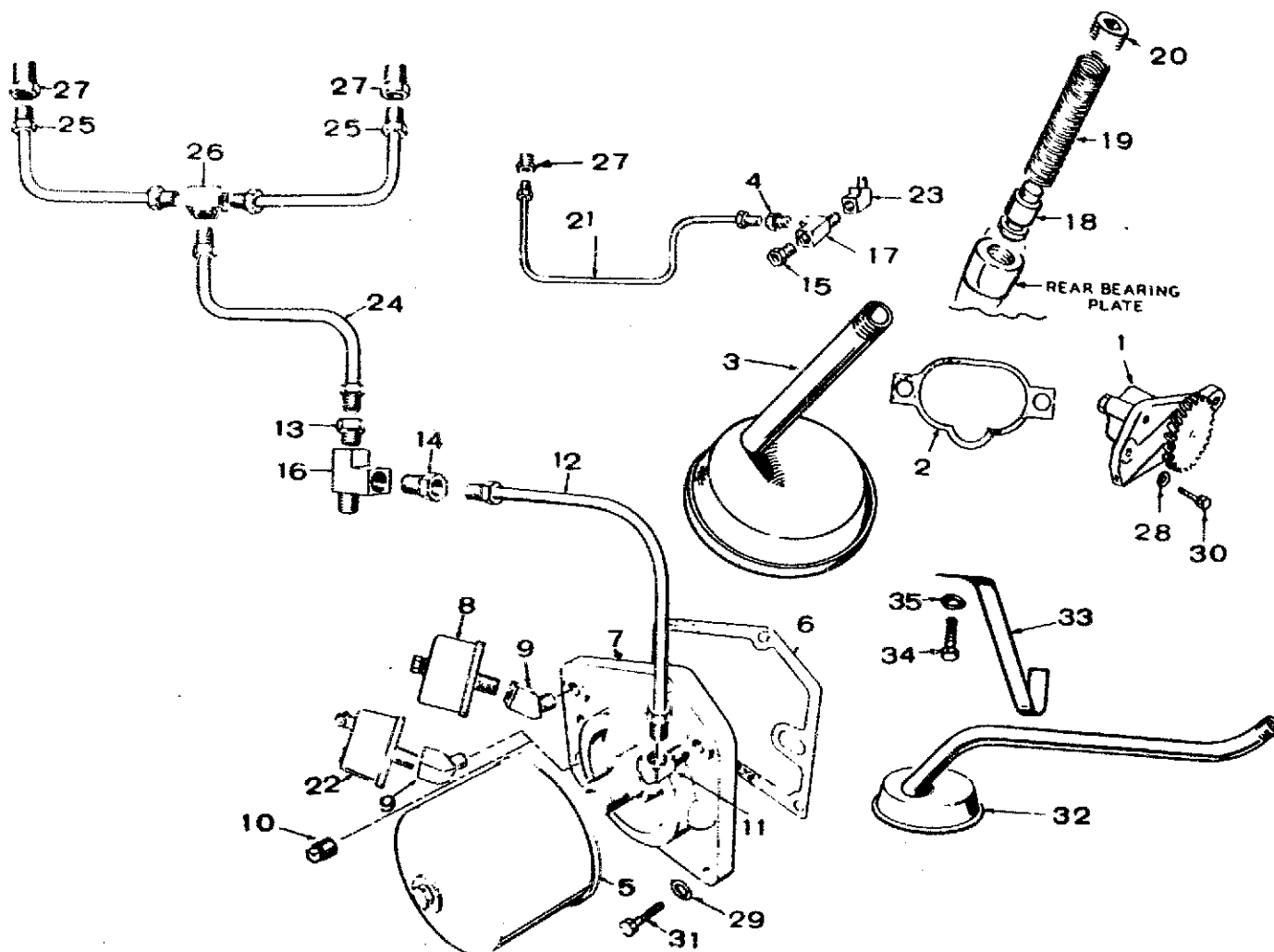
PISTON AND ROD



REF. NO.	PART NO.	QTY. USED	PART DESCRIPTION
1	RING SET		
	113-0130	4	Standard
	113-0130-05	4	.005" Oversize
	113-0130-10	4	.010" Oversize
	113-0130-20	4	.020" Oversize
	113-0130-30	4	.030" Oversize
	113-0130-40	4	.040" Oversize
2	PISTON AND PIN (Includes Pin Retaining Rings)		
			Spec A Through N
	112-0173	4	Standard
	112-0173-05	4	.005" Oversize
	112-0173-10	4	.010" Oversize
	112-0173-20	4	.020" Oversize
	112-0173-30	4	.030" Oversize
	112-0173-40	4	.040" Oversize
			Begin Spec P
	112-0175	4	Standard
	112-0175-05	4	.005" Oversize
	112-0175-10	4	.010" Oversize
	112-0175-20	4	.020" Oversize
	112-0175-30	4	.030" Oversize
	112-0175-40	4	.040" Oversize
3	112-0083	4	Pin, Piston
4	112-0085	8	Ring, Retaining
5	114-0188	4	Rod Assembly, Connecting
6	BEARING HALF, CONNECTING ROD		
	114-0164	8	Standard
	114-0164-02	8	.002" Undersize
	114-0164-10	8	.010" Undersize
	114-0164-20	8	.020" Undersize
	114-0164-30	8	.030" Undersize
7	114-0170	8	Bushing Half, Piston Pin - Connecting Rod
8	805-0012	8	Bolt, Place (Special)

Redistribution or publication of this document by any means, is strictly prohibited.

OIL SYSTEM



XL5-1026

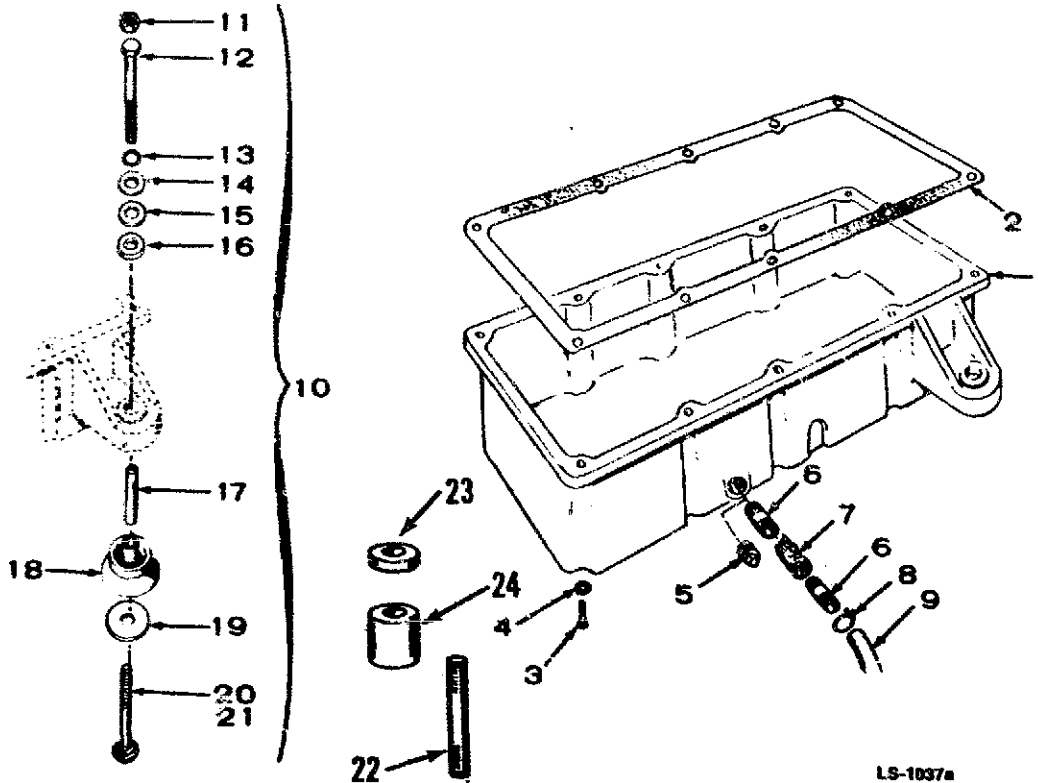
OIL SYSTEM

REF. NO.	PART NO.	QTY. USED	PART DESCRIPTION
1	120-0547	1	Pump, Oil
2	120-0580	1	Gasket Kit, Oil Pump
3		1	Cup, Oil Pump Intake (Used on Early Models) Sets With Straight Tube Order Oil Pump Intake Cup Kit 120-0756 (Includes Parts Marked *)
4	502-0097	1	Connector - Front Cylinder Head Tee to Rear Cylinder Head Line
5	FILTER, OIL		
	122-0185	1	4-3/8" Long
	122-0193	1	5-3/4" Long (Heavy Duty)
6	122-0188	1	Gasket, Oil Adapter
7	122-0182	1	Adapter, Oil Filter
8	SENDER, OIL PRESSURE		
	193-0108	1	Spec A through AA
	193-0244	1	Spec AB
	193-0271	1	Begin Spec AC
9	502-0053	2	Elbow, Street - 45° Brass (One Used on Pennsylvania Approved Sets)
10	505-0057	1	Plug, Pipe (1/8") Pennsylvania Approved Sets
11	ELBOW - OIL LINE TO ADAPTER		
	502-0019	1	Spec A through N
	502-0037	1	Begin Spec P
12	LINE - ADAPTER TO INJECTION PUMP TEE		
	120-0582	1	Spec A through N
	120-0636	1	Begin Spec P
13	CONNECTOR, INVERTED MALE - INJECTION PUMP LUBRICATION TEE		
	502-0030	1	Spec A through N
	502-0097	1	Begin Spec P
14	CONNECTOR, INVERTED MALE - INJECTION PUMP LUBRICATION TEE		
	502-0030	1	Spec A through N
	502-0274	1	Begin Spec P (Restricted)
15	CONNECTOR, INVERTED MALE - FRONT CYLINDER HEAD TEE		
	502-0030	1	Spec A through N
	502-0097	1	Spec P through S
16	502-0242	1	Tee, Restricted - Injection Pump Lubrication
17	502-0282	1	Tee, Restricted - Front Cylinder Head - Spec A through S

REF. NO.	PART NO.	QTY. USED	PART DESCRIPTION
18	120-0539	1	Valve, Oil By-Pass
19	120-0555	1	Spring, By-Pass Valve
20	505-0274	1	Plug, Pipe - Countersunk - Oil By-Pass
21	LINE, OIL - REAR CYLINDER HEAD		
	120-0575	1	Spec A through N
	120-0635	1	Spec P through S
22	309-0169	1	Switch, Low Oil Pressure - Not Used on Pennsylvania Approved Sets
23	502-0053	1	Elbow (45°), Street - Cylinder Head Tee - Spec A through S
24	LINE, OIL - INJECTION PUMP TEE TO CYLINDER HEAD TEE		
	120-0583	1	Spec A through N
	120-0630	1	Spec P through S
	120-0697	1	Begin Spec T
25	120-0695	2	Line, Oil - Cylinder Head - Begin Spec T
26	502-0373	1	Tee, Inverted Flare - Begin Spec T
27	CONNECTOR, INVERTED MALE - CYLINDER HEAD		
	502-0097	1	Rear - Spec A through N
	502-0281	1	#Rear - Begin Spec P
	502-0281	1	#Front - Begin Spec T
28	WASHER, LOCK	2	Oil Pump Mounting (5/16")
29	850-0045	3	Oil Filter Adapter Mounting (5/16")
	SCREW, HEX CAP		
30	800-0030	2	Oil Pump Mounting (5/16-18 x 1-1/4")
31	800-0028	3	Oil Filter Adapter Mounting (5/16-18 x 1")
32	120-0601	1	*Cup, Oil Pump Intake
33	120-0602	1	*Bracket, Oil Pump Intake Cup
34	800-0025	1	*Screw, Cap - Hex Head (5/16-18 x 5/8")
35	850-0045	1	*Washer, Lock - Spring (5/16")

* - Parts Included in 120-0756 Oil Pump Intake Cup Kit.
- Included in Cylinder Head Assemblies.

OIL BASE



LS-1037-

REF. NO.	PART NO.	QTY. USED	PART DESCRIPTION
1	BASE, OIL 102-0476	1	Spec A Begin Spec B
	102-0539	1	Sets Without Oil Base Heater
	102-0549	1	Sets With Oil Base Heater
2	102-0475	1	Gasket, Oil Base
3	800-0072	10	Screw, Cap - Hex Head (7/16-14 x 1-1/4")
4	850-0055	10	Washer, Lock - spring (7/16")
5	505-0056	1	Plug, Pipe (1/2") City Water Cooled Sets Spec A Through AC
6	NIPPLE, PIPE - CLOSE (1/2")		
	505-0100	2	Radiator Cooled Sets
	505-0100	2	City Water Cooled Sets Begin Spec AD
7	VALVE		
	504-0011	1	Radiator Cooled Sets
	504-0011	1	City Water Cooled Sets Begin Spec AD
8	CLAMP		
	503-0197	1	Radiator Cooled Sets
	503-0197	1	City Water Cooled Sets Begin Spec AD
9	HOSE		
	503-1194	1	Radiator Cooled Sets
	503-1194	1	City Water Cooled Sets Begin Spec AD
10	HARDWARE PACKAGE, MOUNTING		
	402-0356	4	Radiator Cooled Sets (Includes Parts Marked *) City Water Cooled Sets
	402-0291	4	Sets Without Skid Base (Includes Parts Marked #)
	402-0327	1	Sets With Skid Base (Includes Parts Marked ‡)
11	862-0004	4	#1 Nut, Hex (7/16") City Water Cooled Sets
12	800-0081	4	*Screw, Cap - Hex Head (7/8-14 x 3-1/2") Radiator Cooled Sets Begin Spec B

REF. NO.	PART NO.	QTY. USED	PART DESCRIPTION
13	850-0055	4	*#1 Washer, Lock - Spring (7/16")
14	526-0014	4	*#1 Washer, Flat (29/64" ID x 1-1/2" OD x 1/8" Thk) Used With Cone Shaped Cushions
15	526-0198	8	*#1 Washer, Flat (5/8" ID x 1-1/2" OD x 1/16" Thk) (Use as Required)
16	402-0282	4	*#1 Snubber - Shock Mounting - Begin Spec B
17	BUSHING, SPACER		
	402-0046	4	Spec A
	402-0290	4	*#1 Begin Spec B
18	CUSHION, VIBRATION (Cone Shaped)		
	402-0285	2	Engine End - Begin Spec B Generator End
	402-0287	2	Spec B Through Z
	402-0286	2	Begin Spec AA
19	526-0195	4	#1 Washer, Flat (29/64" ID x 3" OD x 1/8" Thk) (Used with Cone Shaped Cushions) City Water Cooled Sets
20	816-0212	4	#Bolt, Carriage (7/16-14 x 5-1/2") City Water Cooled Sets without Skid Base
21	800-0082	4	†Screw, Cap - Hex Head (7/16-14 x 3-3/4") City Water Cooled Sets With Skid Base
22	520-0650	4	Stud, Vibration Mount - Spec A
23	402-0036	4	Mount, Upper Vibration (Cylindrical Shaped) Spec A
24	MOUNT, LOWER VIBRATION (Cylindrical Shaped) Spec A		
	402-0038	2	Engine End
	402-0251	2	Generator End

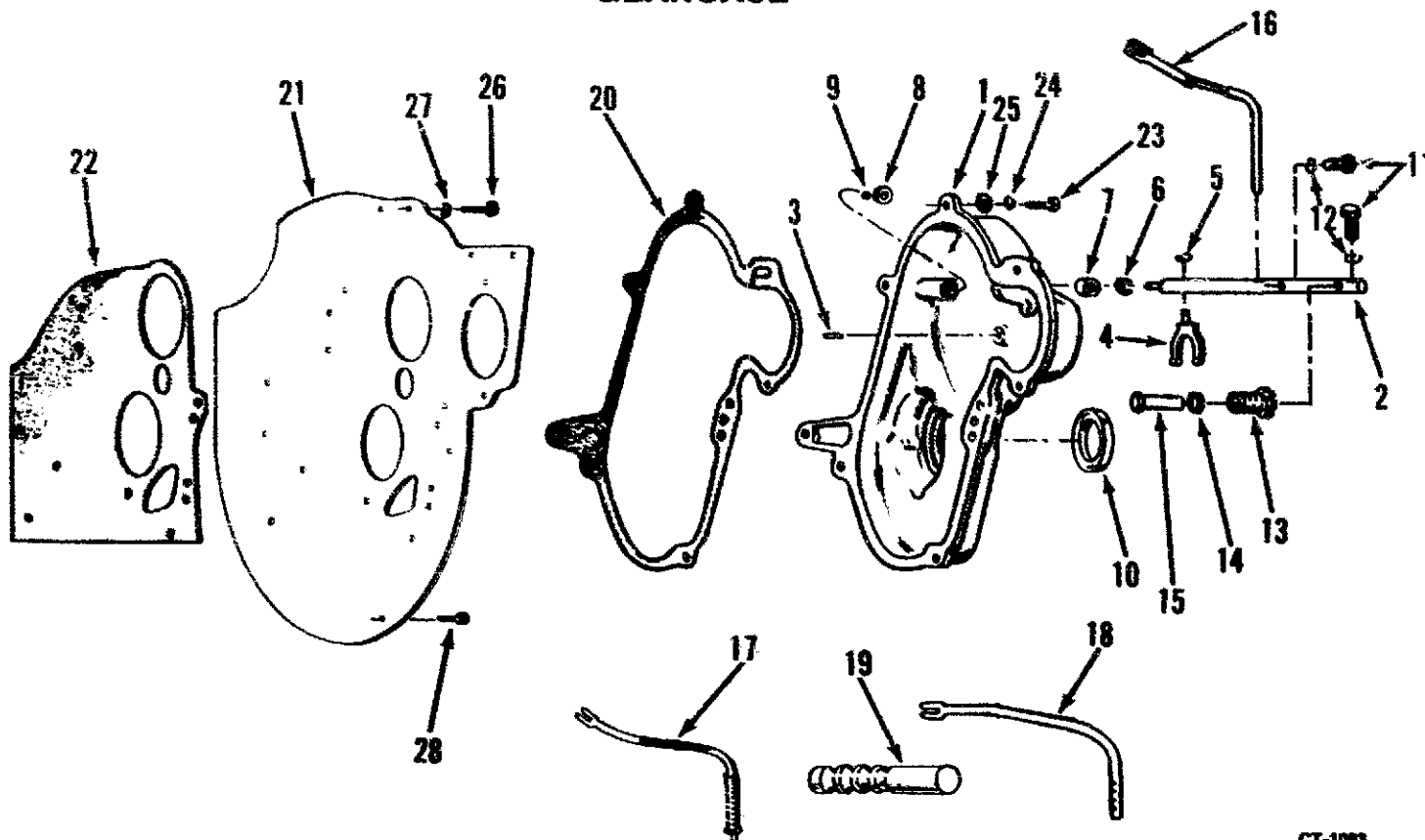
* - Parts Included in 402-0356 Mounting Hardware Package

- Parts Included in 402-0291 Mounting Hardware Package

‡ - Parts included in 402-0327 Mounting Hardware Package

Counting Hardware Package

GEARCASE



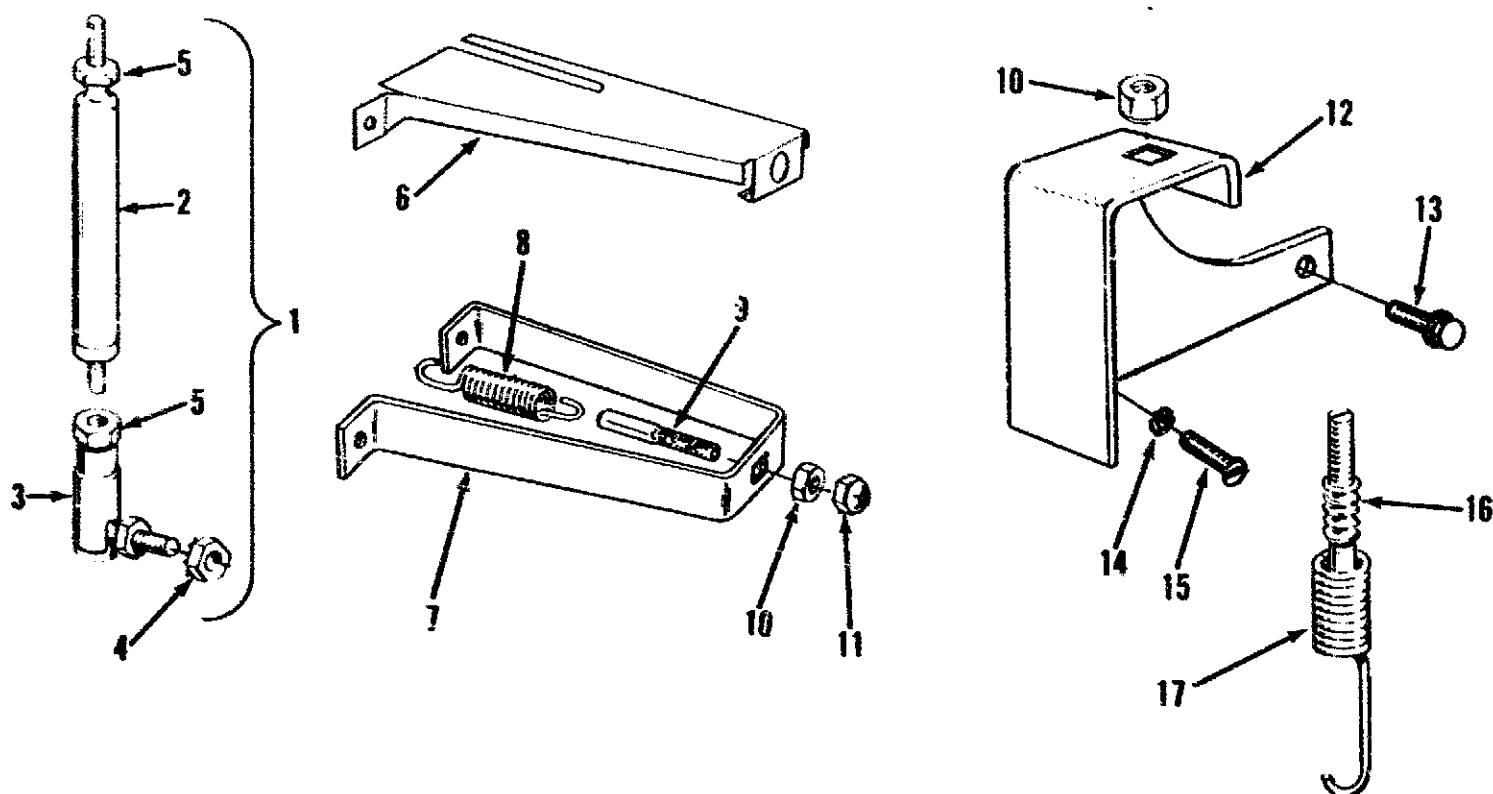
CT-1083

REF. NO.	PART NO.	QTY. USED	PART DESCRIPTION
1	GEARCASE ASSEMBLY		
			Radiator Cooled
	103-0278	1	Spec A Through Q (Includes Parts Marked #)
	103-0307	1	Begin Spec R (Includes Parts Marked *)
	103-0277	1	City Water Cooled (Includes Parts Marked ‡)
2	SHAFT, GOVERNOR		
	150-0901	1	#*Radiator Cooled
	150-0838	1	‡City Water Cooled
3	516-0111	1	#*Pin, Governor Cup Stop
4	150-0777	1	#*Yoke, Governor
5	519-0129	1	#*Ring, Yoke Retainer
6	509-0088	1	#*Seal, Governor Shaft
7	510-0048	1	#*Bearing, Shaft - 1/2"
8	510-0082	1	#*Bearing, Shaft - 1/4"
9	510-0043	1	#*Ball, Governor Shaft Thrust
10	509-0087	1	#*Seal
11	SCREW, MACHINE - HEX HEAD (#8-32 x 1/2")		
	815-0176	2	#*Radiator Cooled
	815-0176	1	‡City Water Cooled
12	WASHER, LOCK - SPRING (#8)		
	850-0025	2	#*Radiator Cooled
	850-0025	1	‡City Water Cooled
13	150-1160	1	*Hub, Governor Shaft - Radiator Cooled (Begin Spec R)
14	150-1155	1	*Washer, Spring - Governor Shaft - Radiator Cooled (Begin Spec R)
15	150-1154	1	*Pin, Governor Shaft Hub - Radiator Cooled (Begin Spec R)

REF. NO.	PART NO.	QTY. USED	PART DESCRIPTION
16	150-1228	1	Arm, Governor - Radiator Cooled (Begin Spec R)
17	150-1095	1	Arm, Governor (Includes Spring Hub and Washer) City Water Cooled (Begin Spec R)
18	150-0847	1	Arm, Governor (Spec A Through Q)
19	150-0900	1	#Arm, Governor Spring Control - Radiator Cooled (Spec A Through Q)
20	103-0251	1	Gasket, Gearcase
21	BACKPLATE, GEARCASE		
			Radiator Cooled
	103-0228	1	Spec A Through Z
	103-0521	1	Begin Spec AA
	103-0228	1	City Water Cooled
22	103-0218	1	Gasket, Gearcase
23	SCREW, CAP - HEX HEAD (Gearcase Mounting)		
	110-0879	4	Special
	800-0028	1	5/16-18 x 1"
24	850-0045	5	Washer, Lock - Spring (5/16")
25	526-0115	4	Washer, Flat (11/32" ID x 11/16" OD x 1/16" Thk)
26	800-0026	1	Screw, Cap - Hex Head (5/16-18 x 3/4")
27	850-0045	1	Washer, Lock - Spring (5/16")
28	815-0347	2	Screw, Machine - Flat Head Socket Drive (1/4-20 x 1/2")

- Parts Included in 103-0278 Gearcase Assembly
 * - Parts Included in 103-0307 Gearcase Assembly
 ‡ - Parts Included in 103-0277 Gearcase Assembly

GOVERNOR



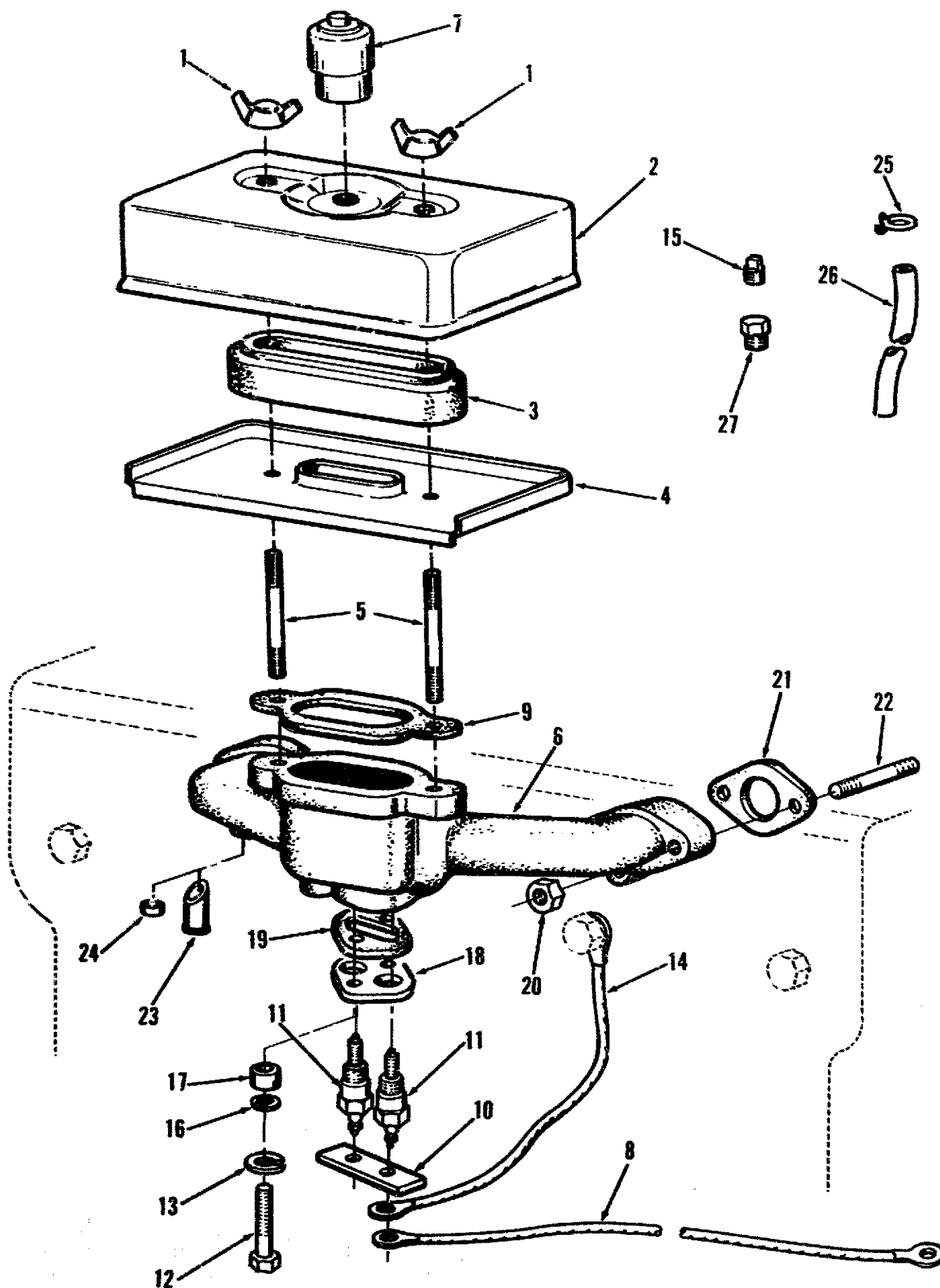
FS-1566

REF. NO.	PART NO.	QTY. USED	PART DESCRIPTION
1	LINKAGE ASSEMBLY, GOVERNOR		
	150-0831	1	Spec A Through Q (Includes Parts Marked *)
	150-1132	1	Begin Spec R (Includes Governor Link and Parts Marked #)
2	150-0874	1	*Link, Governor - Spec A Through Q
3	JOINT, BALL		
	150-0874	2	*Spec A Through Q (1 Ball Joint Included in Governor Linkage Assembly)
	150-1358	1	#Governor Linkage
	150-0939	1	Injection Pump (Included With Injection Pump)
4	870-0131	2	*Nut, Hex - With ET (#10-32) (1 Nut Included With Injection Pump)
5	871-0010	2	*Nut, Hex - Brass (#10-32)
6	150-0823	1	Cover, Governor Bracket Spec A Through Z City Water Cooled Sets without Heat Exchanger
7	BRACKET, GOVERNOR - City Water Cooled Sets without Heat Exchanger		
	150-0810	1	Spec A Through Q
	150-1103	1	Begin Spec R
8	150-1084	1	Spring, Governor - Begin Spec R

REF. NO.	PART NO.	QTY. USED	PART DESCRIPTION
9	150-1082	1	Stud, Governor - Begin Spec R
10	NUT, ADJUSTING (Special)		
	104-0091	1	Spec A Through Q
	862-0003	1	Begin Spec R
11	NUT, LOCKING		
	870-0130	1	Spec A Through Q (3/8-24)
	870-0133	1	Spec R Through Z (3/8-16)
12	BRACKET, GOVERNOR - Radiator Cooled Sets		
	150-0902	1	Spec A Through Q
	150-1105	1	Begin Spec R
13	821-0018	1	Screw, Hex Locking Head (Flange) (1/4-20 x 5/8") Begin Spec AD
14	855-0011	1	Washer, Lock - ET Countersunk (1/4") Begin Spec AD
15	814-0151	1	Screw, Machine - Flat Head (1/4-20 x 3/4") Begin Spec AD
16	150-0822	1	Stud, Governor - Spec A Through Q
17	150-0821	1	Spring, Governor - Spec A Through Q

* - Parts Included in 150-0831 Governor Linkage Assembly
- Parts Included in 150-1132 Governor Linkage Assembly

AIR INTAKE SYSTEM

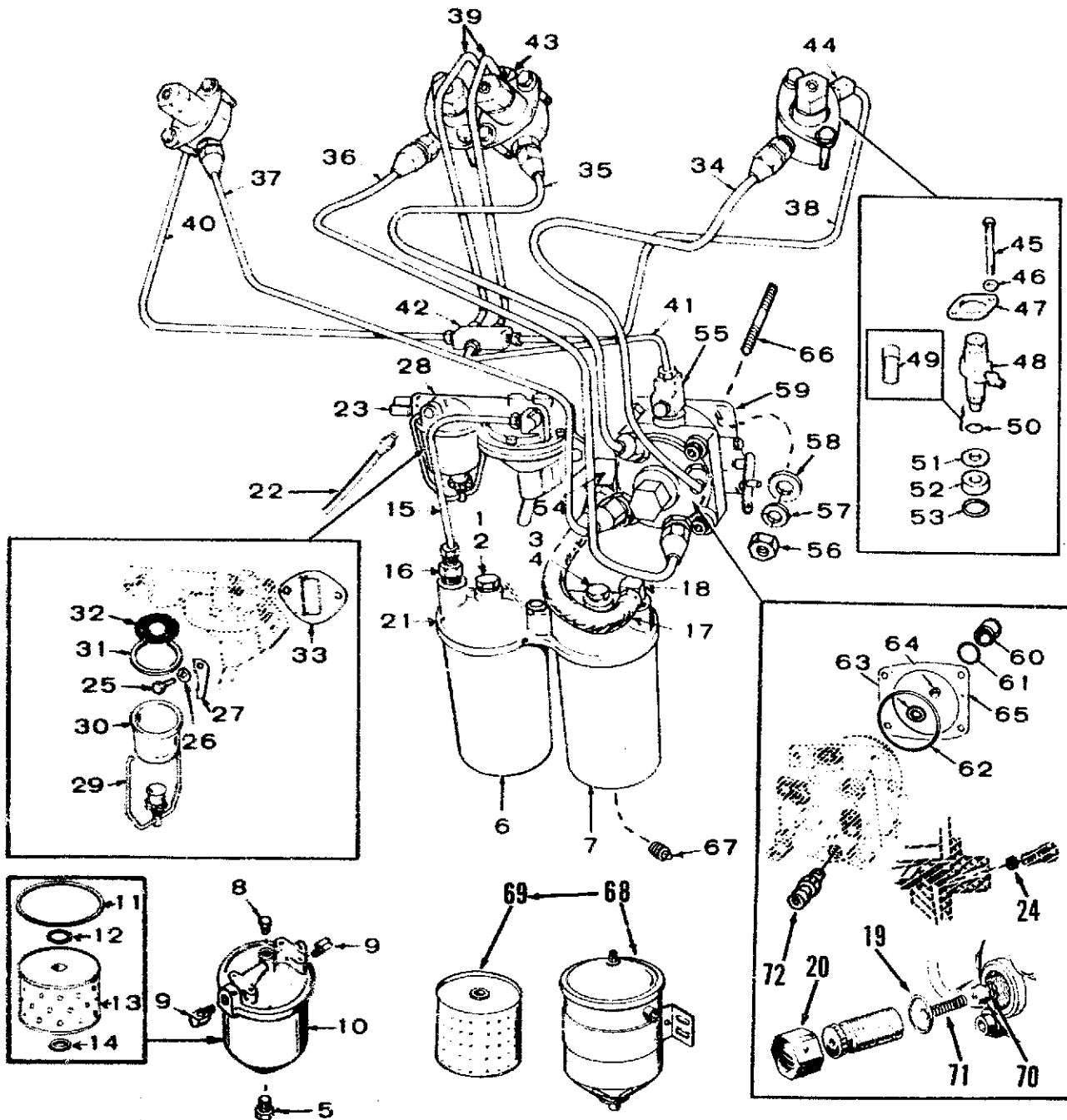


AIR INTAKE SYSTEM

REF. NO.	PART NO.	QTY. USED	PART DESCRIPTION	REF. NO.	PART NO.	QTY. USED	PART DESCRIPTION
1	865-0020	2	Nut, Wing	15	505-0054	1	Plug, Pipe - Square Head (1/4") Intake
2	COVER, AIR CLEANER						Manifold (Early Models)
	140-0594	1	Sets Without Restriction Indicator	16	508-0102	2	Washer, Insulator
	140-1194	1	Sets With Restriction Indicator	17	508-0103	2	Bushing, Insulator
3	140-1907	1	Element and Retainer	18	140-0705	1	Plate, Heater
4	140-0595	1	Pan, Air Cleaner	19	140-0706	1	Gasket, Heater Plate
5	520-0621	2	Stud, Air Cleaner	20	870-0137	4	Nut, Hex - Self-locking (5/16-24)
6	154-1378	1	Manifold Kit, Intake (Includes Parts Marked *)	21	154-0733	2	Gasket, Intake Manifold
7	140-0961	1	Indicator, Restriction - Late Models	22	STUD, MANIFOLD MOUNTING		
8	336-1229	1	Lead - Manifold Heater to Control Solenoid		520-0011	2	5/16-24 x 5/16-18 x 1-7/16"
9	140-0584	1	Gasket, Air Cleaner		520-0338	2	5/16-18 x 5/16-24 x 2-7/8"
10	332-0829	1	Jumper, Manifold Heater	23	123-0732	1	*Tube, Breather - Spec A Through S
11	154-0712	2	Heater, Manifold - Includes Gasket	24	517-0104	1	*Plug, Core Hole - Begin Spec T
12	114-0023	2	Screw, Cap - Hex Head (Special)	25	503-0171	2	Clamp, Breather Hose - Spec A Through R
13	850-0040	2	Washer, Lock - Spring (1/4")	26	503-1274	1	Hose, Breather - Spec A Through R - NOTE: See Cylinder Block Group - Spec S
14	LEAD - Glow Plug to Manifold Heater			27	505-0180	1	Plug, Pipe (1/4" Countersunk) Intake Manifold (Early Models)
			No. 1 Cylinder				
	336-1314	1	Round Terminal (10-1/4")				
	336-1504	1	Blade Terminal (12-1/4")				
			No. 2 and 3 Cylinder (5-1/4")				
	336-1313	2	Round Terminal				
	336-1505	2	Blade Terminal				
			No. 4 Cylinder				
	334-0030	1	Round Terminal (18")				
	336-1504	1	Blade Terminal (12-1/4")				

* - Parts Included in 154-1378 Intake Manifold Kit

INJECTION SYSTEM



FS-1586

REF. NO.	PART NO.	QTY. USED	PART DESCRIPTION
	149-1046	1	Repair Kit, Fuel Pump (Includes Diaphragm and Gaskets)
1	801-0074	1	Screw, Cap - Hex Head (7/16-20 x 1-3/4") Begin Spec S
2	526-0068	1	Washer, Flat - Copper (29/64" ID 3/4" OD x 1/16") Begin Spec S
3	801-0053	1	Screw, Cap - Hex Head (3/8-24 x 1-3/4") Begin Spec S
4	526-0066	1	Washer, Flat - Copper (25/64" ID x 9/16" OD x 11/16" Thk) Begin Spec S
5	502-0028	1	Plug, Hex Head - Spec A Through R
6	122-0325	1	Filter, Fuel - Primary Begin Spec S
7	122-0326	1	Filter, Fuel - Secondary

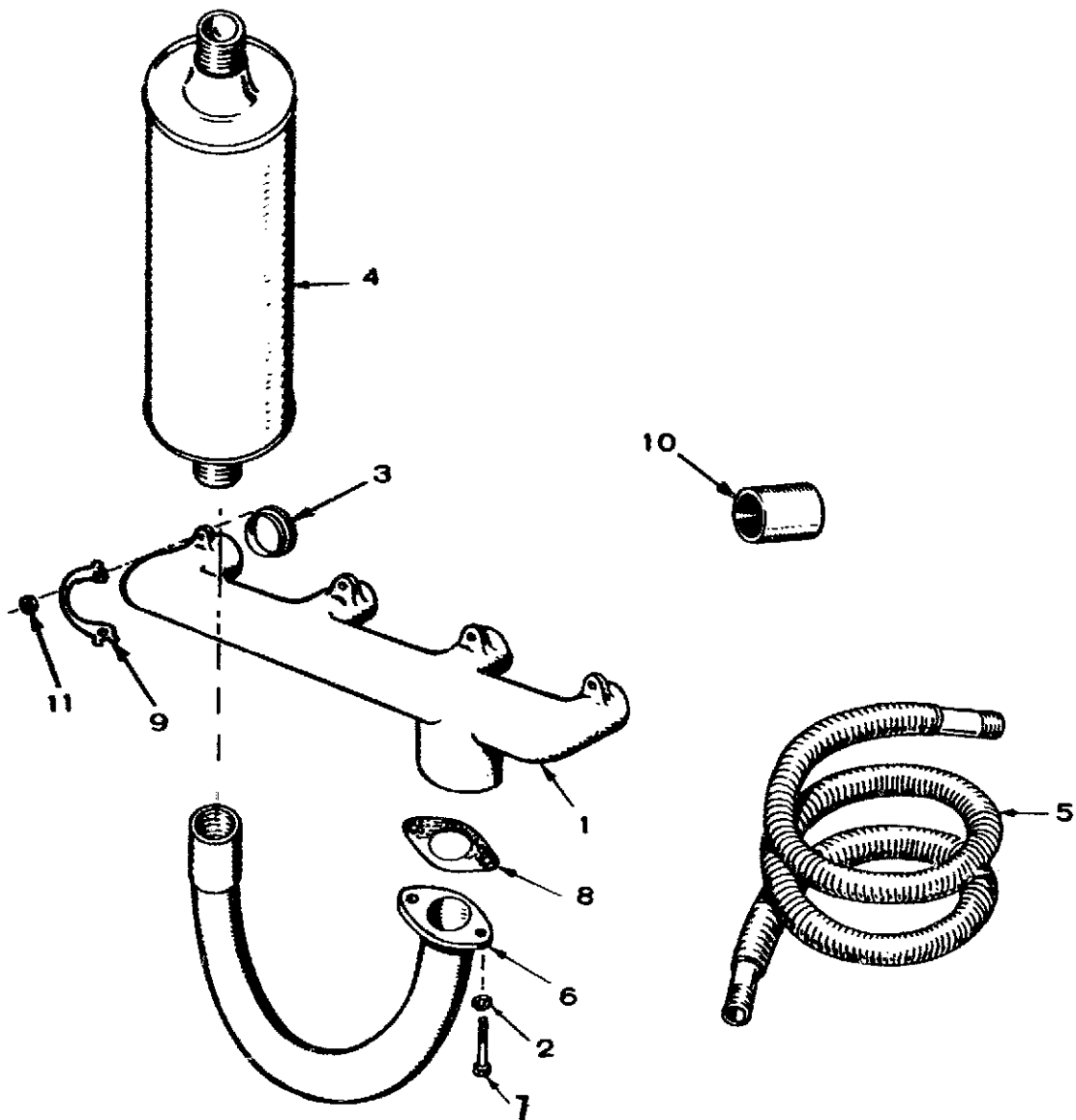
REF. NO.	PART NO.	QTY. USED	PART DESCRIPTION
8	149-0769	1	Plug, Air Bleed - Spec A Through R
9	502-0041	2	Elbow, Fuel Filter Inlet and Outlet - Spec A Through R
10	149-0408	1	Filter, Fuel (Includes Cartridge) Spec A Through R
11	149-0456	1	Gasket, Bowl to Cover - Spec A Through R
12	149-0455	1	Gasket, Bowl to Cover - Spec A Through R
13	149-0428	1	Cartridge, Fuel Filter - Spec A Through R
14	149-0493	1	Gasket, Cartridge to Retainer - Spec A Through R
15	LINE, FUEL - Pump to Primary Filter		
	149-0806	1	Spec A Through R
	149-1189	1	Begin Spec S
16	502-0003	1	Connector, Pipe - Begin

INJECTION SYSTEM

REF. NO.	PART NO.	QTY. USED	PART DESCRIPTION	REF. NO.	PART NO.	QTY. USED	PART DESCRIPTION
17	LINE, FUEL - Secondary Filter to Injection Pump			48	147-0136	4	Nozzle and Holder Assembly (Includes Parts Marked +)
	501-0091	1	Spec A Through R	49	147-0134	4	+Nozzle - Includes Nozzle Gasket
	501-0129	1	Begin Spec S	50	147-0243	4	+Gasket, Nozzle
18	502-0099	1	Elbow, Reducer - Begin Spec S	51	147-0043	4	Gasket, Nozzle Heat Shield (Asbestos)
19	147-0254	1	*‡Gasket, Delivery Valve Cap	52	147-0044	8	Shield, Nozzle Heat (Steel)
20	147-0253	1	Cap, Delivery Valve	53	110-0419	4	Gasket, Shield to Head (Copper)
21	149-1185	1	Adapter, Fuel Filter - Begin Spec S	54	ELBOW, PIPE - Injection Pump Inlet		
22	501-0007	2	Line, Fuel - Flexible (24") Fuel Pump Inlet and Fuel Return	502-0054	1	Spec A Through R	
23	502-0002	2	Elbow, Pipe - 90° (Inlet and Outlet)	502-0039	1	Begin Spec S	
24	147-0203	1	*‡Gasket, Copper - Timing Screw	55	147-0577	1	*‡Fitting, Fuel Overflow
25	800-0027	2	#Screw, Cap - Hex Head (5/16-18 x 7/8")	56	862-0015	4	Nut, Hex (5/16-18)
26	850-0045	2	Washer, Lock - Spring (5/16")	57	850-0045	4	Washer, Lock - Spring (5/16")
27	149-1307	2	#Stiffener, Fuel Pump Flange	58	526-0115	4	Washer, Flat - (11/32" ID x 11/16" OD x 1/16" Thk)
28	149-1704	1	Pump Kit, Fuel (Includes Parts Marked #)	59	PUMP KIT, INJECTION		
29	BAIL, FUEL PUMP BOWL (Measure for Correct Length)			147-0231	1	Spec A Through Q (Includes Governor Ball Joint, Nut and Parts Marked *)	
	149-1006	1	3-5/8" Long	147-0232	1	Begin Spec R (Includes Governor Ball Joint, Nut and Parts Marked ‡)	
	149-1169	1	#2-7/8" Long	60	147-0182	1	*‡Tappet, Injection Pump
30	BOWL, FUEL PUMP (Measure for Correct Length)			61	147-0196	1	*‡Gasket, "O" Ring - Injection Pump Tappet
	149-0116	1	2-3/8" Long	62	509-0094	1	*‡Seal, "O" Ring - Injection Pump Mounting
	149-1168	1	#1-5/8" Long	63	147-0259	1	*‡Ring, Retaining - Timing Button
31	149-0517	1	#Gasket, Fuel Pump Bowl	64	BUTTON, INJECTION PUMP PLUNGER		
32	149-0463	1	#Screen, Fuel Pump	147-0147	1	*‡.119 - Marked 1 or A	
33	149-0792	1	#Gasket, Fuel Pump Mounting	147-0148	1	*‡.116 - Marked 2 or B	
34	LINE, INJECTION - No. 1 Cylinder			147-0149	1	.113 - Marked 3 or C	
	149-0963	1	Spec A Through P	147-0150	1	.110 - Marked 4 or D	
	149-1150	1	*Begin Spec R	147-0151	1	.107 - Marked 5 or E	
35	LINE, INJECTION - No. 2 Cylinder			147-0161	1	.104 - Marked 1 or No Mark	
	149-0964	1	Spec A Through P	147-0152	1	.101 - Marked 6 or F	
	149-1151	1	*Begin Spec R	147-0153	1	.098 - Marked 7 or H	
36	LINE, INJECTION - No. 3 Cylinder			147-0154	1	.095 - Marked 8 or J	
	149-0919	1	Spec A	147-0155	1	.092 - Marked 9 or K	
	149-0965	1	Spec B Through P	147-0156	1	.089 - Marked 10 or L	
	149-1152	1	*Begin Spec R	147-0190	1	*‡.122 - Marked 12 or M	
37	LINE, INJECTION - No. 4 Cylinder			147-0189	1	*‡.125 - Marked 13 or N	
	149-0920	1	Spec A	147-0188	1	.128 - Marked 14 or P	
	149-0966	1	Spec B Through P	147-0187	1	.131 - marked 15 or R	
	149-1153	1	*Begin Spec R	147-0186	1	.134 - Marked 16 or S	
38	LINE, FUEL RETURN - No. 1 Cylinder			65	147-0145	1	Shim Kit - Injection Pump Mounting
	149-0909	1	Spec A Through N	66	520-0129	4	Stud, Injection Pump Mounting
	149-1060	1	Begin Spec P	67	502-0080	2	Plug, Square Head
39	LINE, FUEL RETURN - No. 2 and No. 3 Cylinders			68	149-1078	1	Filter, Fuel (Includes Cartridge) Fuel Tank to Fuel Pump - Spec A Through R
	149-0908	2	Spec A Through N	69	149-0846	1	Cartridge, Fuel Filter - Spec A Through R
	149-1059	2	Begin Spec P	70	147-0258	1	*‡Spacer, Valve
40	LINE, FUEL RETURN - No. 4 Cylinder			71	147-0256	1	*‡Spring, Delivery Valve
	149-0910	1	Spec A Through N	72	147-0287	4	*‡Fitting, Discharge
	149-1061	1	Begin Spec P				
41	LINE, FUEL RETURN - Adapter Tee to Injection Pump						
	149-0949	1	Spec A Through N				
	149-1062	1	Begin Spec P				
42	502-0245	1	Tee, Adapter - Fuel Return Lines				
43	502-0002	2	Elbow, Pipe (90°) No. 2 and No. 3 Nozzle Fuel Return Outlet				
44	502-0065	2	Elbow, Pipe (45°) No. 1 and No. 4 Nozzle Fuel Return Outlet				
45	114-0171	8	Screw, Cap - Hex Head (Special)				
46	526-0122	8	Washer, Flat (11/32" ID x 23/32" OD x 0.1345 Thk)				

- Parts Included in 149-1704 Fuel Pump Kit
+ - Parts Included in 147-0136 Nozzle and Holder Assembly
* - Parts Included in 147-0231 Injection Pump Kit
‡ - Parts Included in 147-0232 Injection Pump Kit

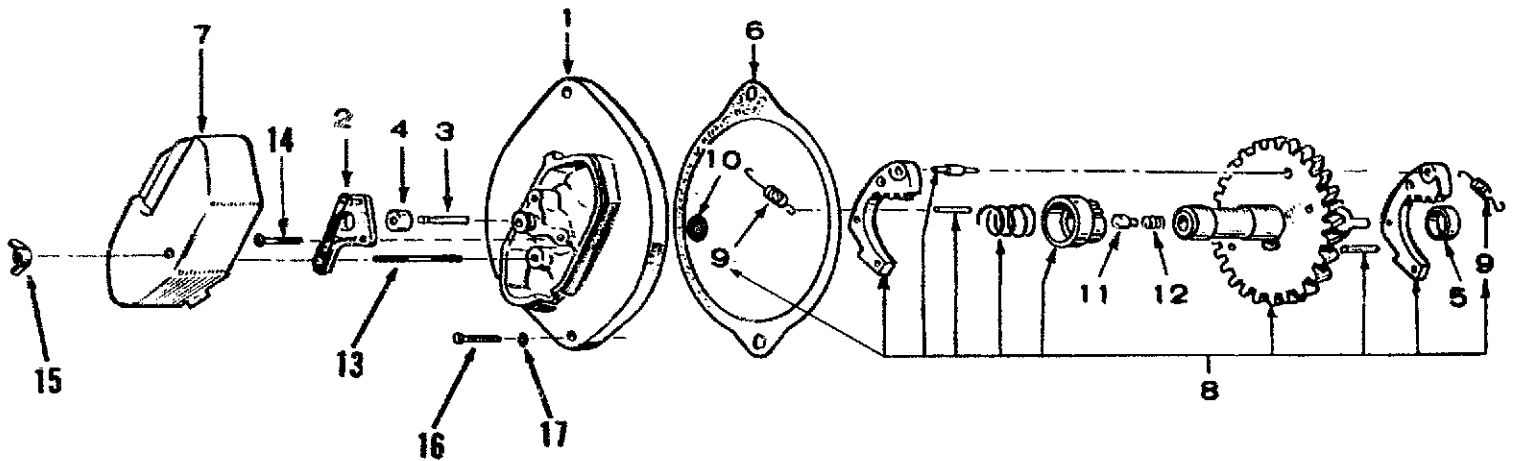
EXHAUST SYSTEM



EX8-1117

REF. NO.	PART NO.	QTY. USED	PART DESCRIPTION
1	154-0714	1	Manifold, Exhaust
2	850-0050	2	Washer, Lock - Spring (3/8")
3	154-1057	4	Gasket, Exhaust Manifold
4	155-0456	1	Muffler, Exhaust (15" Long)
5	155-0493	1	Tube, Exhaust - Flexible (36" Long)
6	155-0806	1	Tube, Exhaust Outlet
7	800-0052	2	Screw, Cap - Hex Head (3/8-16 x 1-1/2")
8	154-0738	1	Gasket, Exhaust Outlet
9	154-1665	4	Tab, Lock
10	505-0032	1	Coupling, Pipe (1-1/2") Unhoused Sets
11	110-0445	8	Nut, Hex (Special)

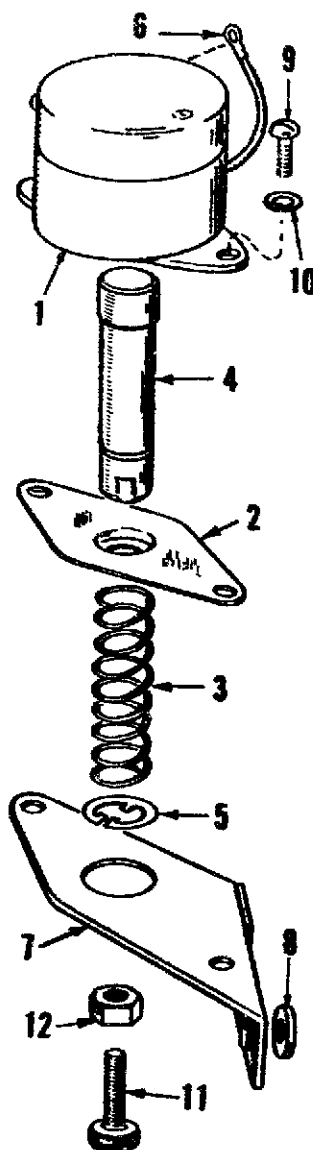
START DISCONNECT



XM-1138

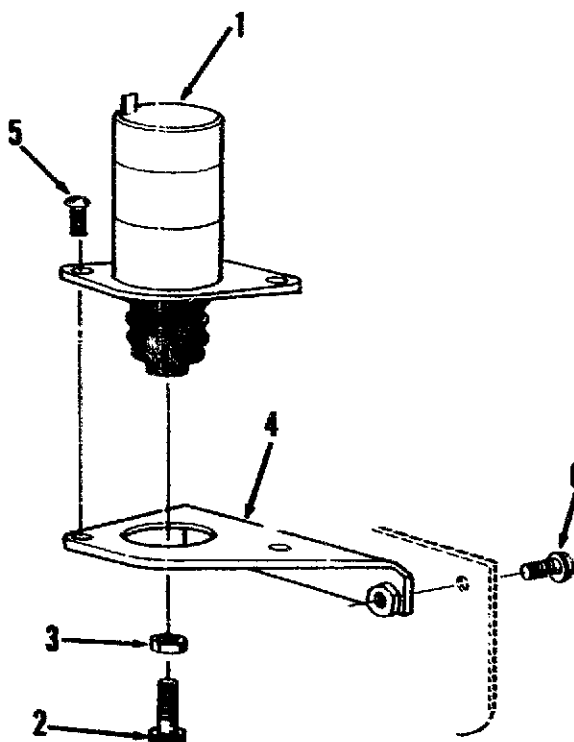
REF. NO.	PART NO.	QTY. USED	PART DESCRIPTION
1	191-0496	1	Plate
2	309-0134	1	Switch Assembly (Includes Leads)
3	309-0152	1	Plunger, Switch
4	160-0382	1	Diaphragm, Switch Plunger
5	160-0720	1	Spacer, Switch Plate
6	160-0721	1	Gasket, Plate
7	191-0392	1	Cover, Switch Plate
8	191-0388	1	Control Assembly, Switch
9	160-0711	2	Spring, Weight (Included in Switch Control Assembly)
10	160-0806	1	Disc, Thrust Plunger
11	160-0774	1	Plunger, Thrust
12	160-0773	1	Spring, Thrust Plunger
13	520-0347	1	Stud, Plate Cover (Special)
14	815-0201	2	Screw, Machine - Brass - Round Head with ET (#8-32 x 3/8")
15	865-0011	1	Nut, Wing (#10-32)
16	800-0051	2	Screw, Cap - Hex Head (3/8-16 x 1-1/4")
17	850-0050	2	Washer, Lock - Spring (3/8")

STOP SOLENOID (SPEC A THROUGH AC)



REF. NO.	PART NO.	QTY. USED	PART DESCRIPTION
1	307-0628	1	Solenoid, Stopping
2	306-0162	1	Retainer, Solenoid Plunger
3	308-0161	1	Spring, Solenoid Plunger
4	306-0159	1	Plunger, Solenoid
5	518-0203	1	Ring, Snap - Spring Retaining
6	336-0706	1	Lead, Solenoid Ground
7	306-0158	1	Bracket, Solenoid Mounting
8	526-0180	1	Spacer, Solenoid Bracket Mounting
9	812-0148	2	Screw, Round Head Machine (1/4-20 x 1/2")
10	850-0040	2	Washer, Lock - Spring (1/4")
11	306-0242	1	Screw, Brass - Solenoid Plunger
12	862-0001	1	Nut, Hex (1/4-20)

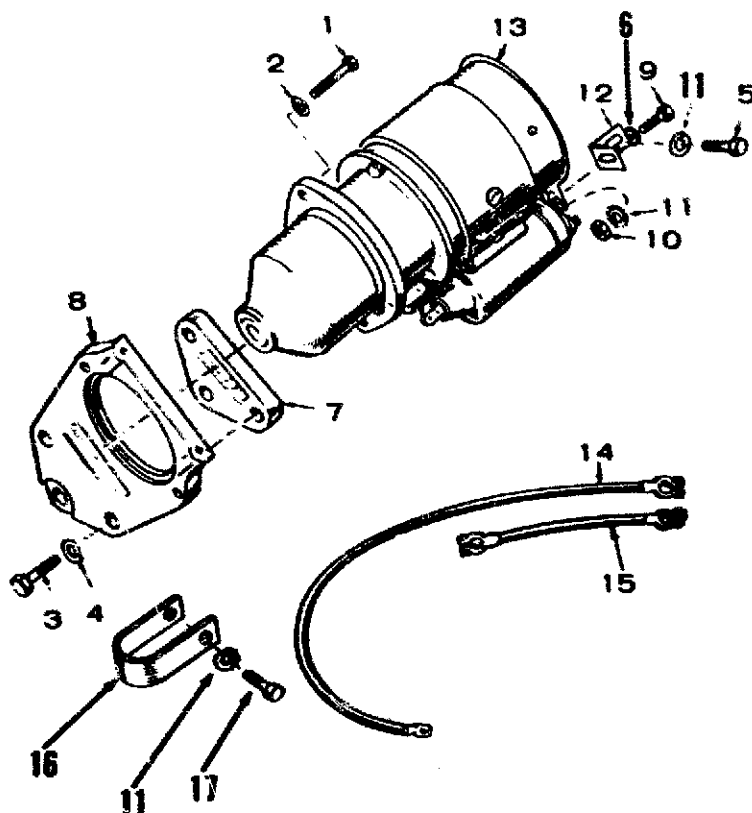
STOP SOLENOID (BEGIN SPEC AD)



ES-1305

REF. NO.	PART NO.	QTY. USED	PART DESCRIPTION
1	307-1904	1	Solenoid, Stop
2	306-2256	1	Screw, Solenoid Adjust
3	862-0001	1	Nut, Hex (1/4-20)
4	BRACKET, SOLENOID		
	306-2254	1	Radiator Cooled Sets
	306-2979	1	City Water Cooled Sets
5	821-0010	2	Screw, Hex Locking Head (Flange) (1/4-20 x 1/2")
6	SCREW, HEX LOCKING HEAD (FLANGE) (1/4-20 x 5/8")		
	821-0018	1	Radiator Cooled Sets
	821-0018	2	City Water Cooled Sets

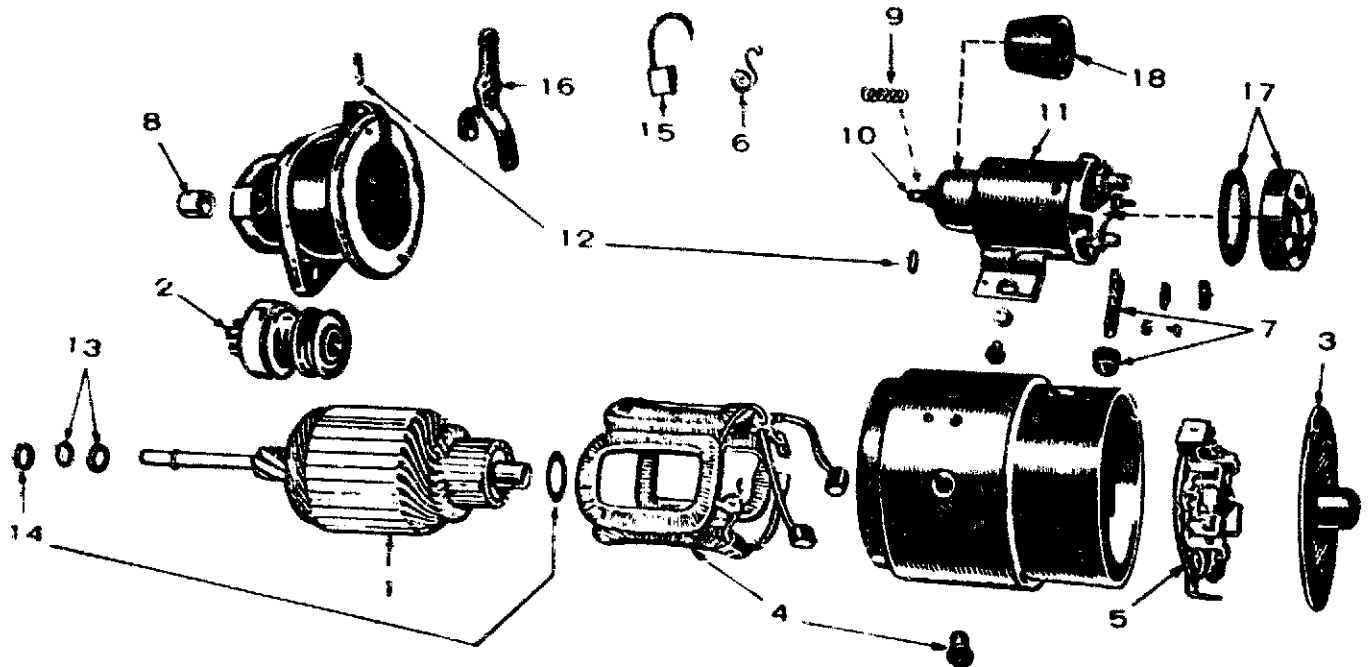
STARTER (SPEC A THROUGH AC)



ES-1517

REF. NO.	PART NO.	QTY. USED	PART DESCRIPTION
1	800-0051	2	Screw, Cap - Hex Head (3/8-16 x 1-1/4")
2	850-0050	2	Washer, Lock - Spring (3/8")
3	SCREW, CAP - HEX HEAD		
	800-0053	1	3/8-16 x 1-3/4"
	800-0054	2	3/8-16 x 2"
4	850-0050	3	Washer, Lock - Spring (3/8")
5	800-0052	1	Screw, Cap - Hex Head (3/8-16 x 1-1/2")
6	526-0026	1	Washer, Flat (13/32" ID x 3/4" OD x 1/16" Thk)
7	191-0311	1	Spacer, Starter
8	191-1190	1	Flange, Starter
9	800-0046	1	Screw, Cap - Hex Head (3/8-16 x 1/2")
10	864-0003	1	Nut, Hex (3/8-16)
11	856-0010	3	Washer, Lock - EIT (3/8")
12	191-0365	1	Bracket, Starter
13	191-0324	1	Starter (See Separate Group for Components)
14	CABLE, BATTERY		
	416-0021	2	Sets Without Skid Base (20-1/2")
	416-0037	2	Sets With Skid Base (48")
15	416-0133	1	Cable, Battery Jumper
16	416-0096	1	Clamp, Battery Cable
17	800-0047	1	Screw, Cap - Hex Head (3/8-16 x 5/8")

STARTER PARTS (SPEC A THROUGH AC)

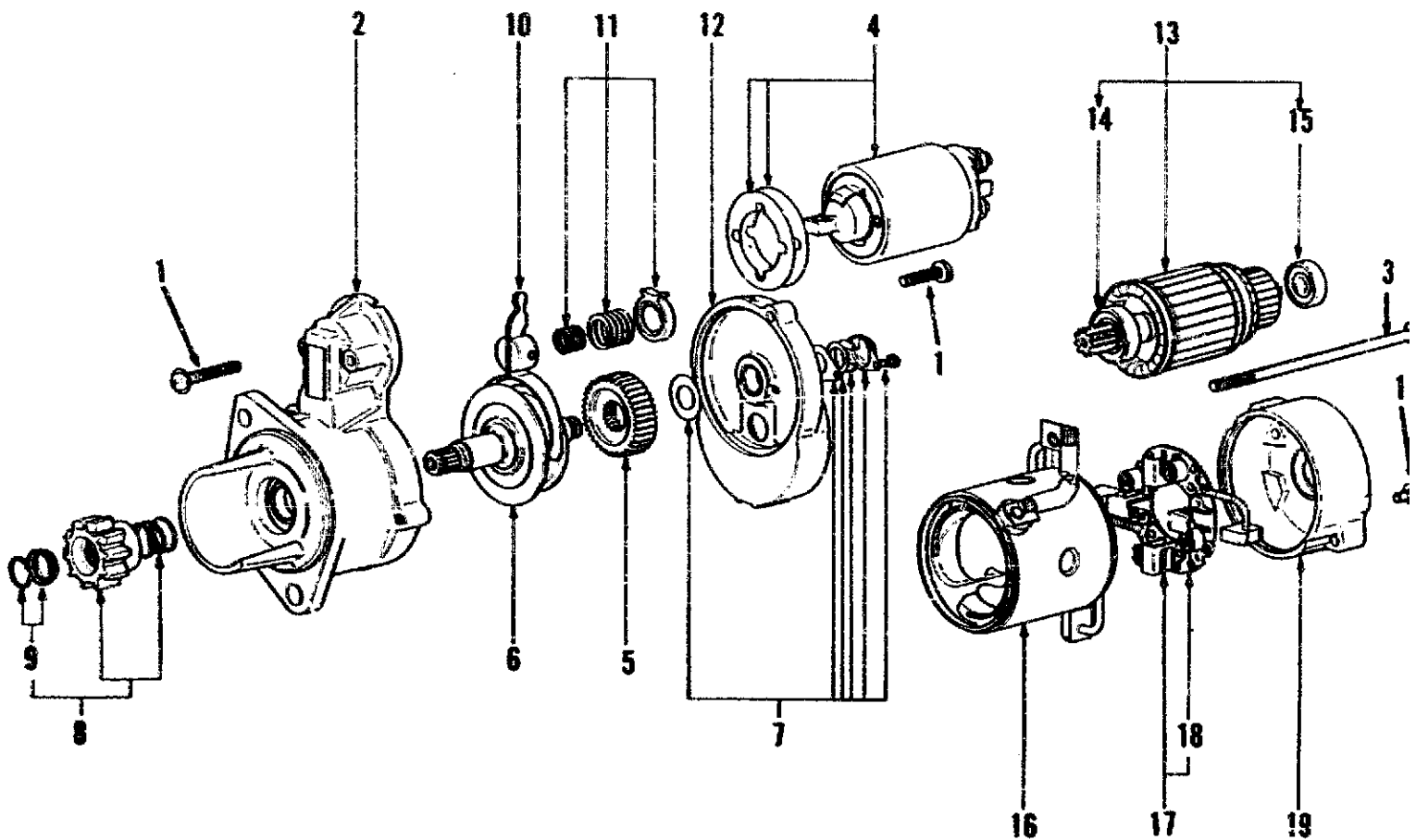


ES-1

REF. NO.	PART NO.	QTY. USED	PART DESCRIPTION
	191-0324	1	Starter
1	191-0712	1	Armature
2	191-0432	1	Clutch
3	191-1023	1	Head Assembly, Commutator End
4	191-1024	1	Coil Package, Field
5	191-1025	1	Plate Assembly, Brush
6	191-1020	1	Spring Set, Brush (Set of 4)
7	191-1263	1	Connector Package
8	191-0497	1	Bearing (Bronze), Drive End
9	191-1027	1	Spring, Plunger
10	191-1028	1	Core Assembly, Moving

REF. NO.	PART NO.	QTY. USED	PART DESCRIPTION
11	191-0433	1	Switch, Solenoid
12	191-1029	1	Yoke Parts Package
13	191-1030	1	Stop and Lock Ring Package, Pinion
14	191-1031	1	Thrust Washer Package, Armature (Use as Required)
15	191-0434	1	Brush Set, Service
16	191-1032	1	Yoke
17	191-1569	1	Switch Cover and Stud Package
18	191-1132	1	Boot, Rubber - Part of Moving Core Assembly

STARTER PARTS (BEGIN SPEC AD)



XES-13

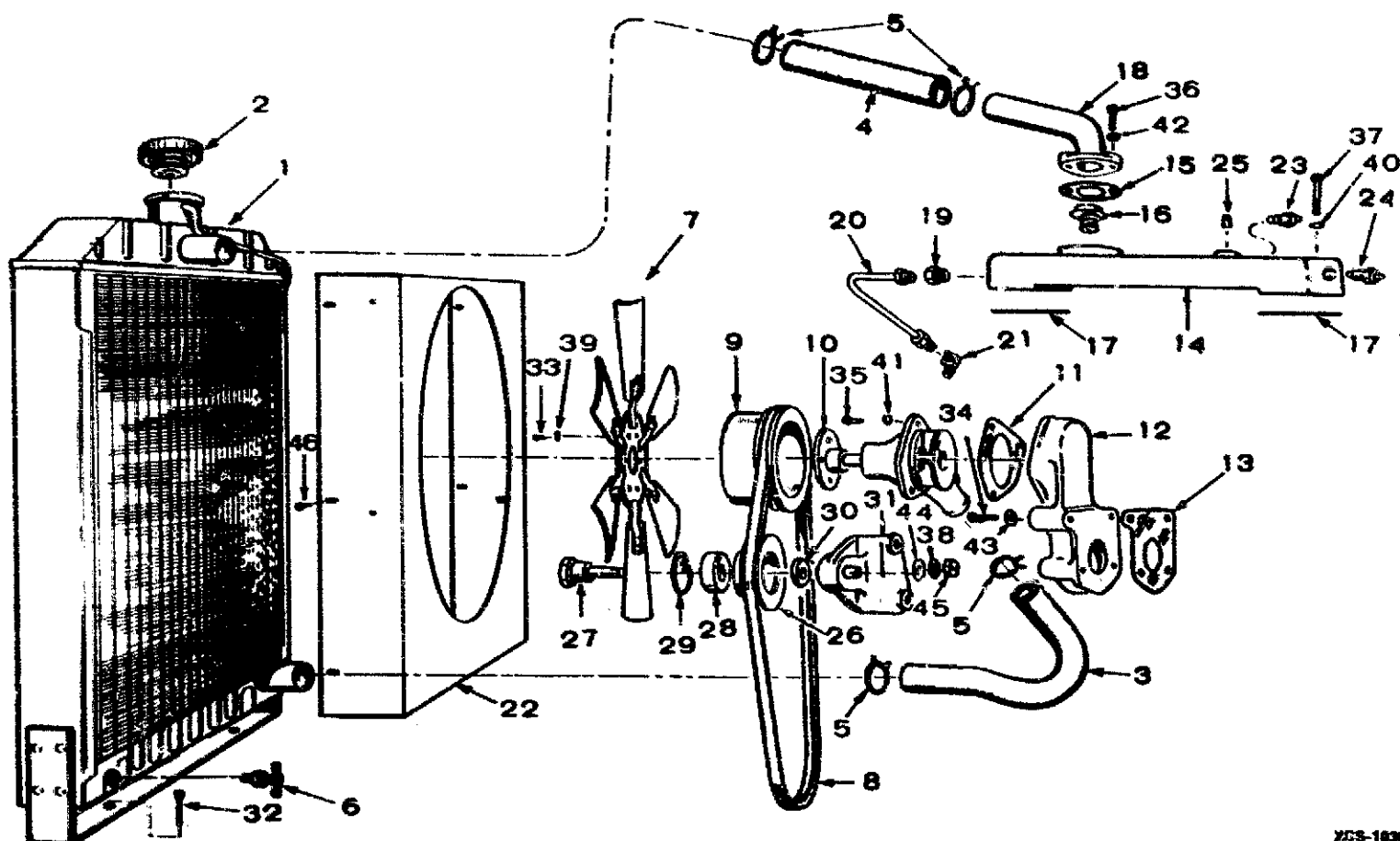
REF. NO.	PART NO.	QTY. USED	PART DESCRIPTION
	191-1399	1	Starter
1	191-1450	1	Screw Set
2	191-1479	1	Bracket, Front - Includes Bearing
3	191-1431	1	Bolt Set
4	191-1486	1	Switch
5	191-1446	1	Gear
6	191-1482	1	Clutch
7	191-1444	1	Cover Set
8	191-1483	1	Pinion Set (includes Parts Marked *)
9	191-1442	1	*Stopper Set
10	191-1484	1	Lever
11	191-1440	1	Spring Set
12	191-1439	1	Bracket, Center
13	191-1438	1	Armature Assembly (includes Parts Marked #)
14	191-1437	1	#Bearing, Center
15	191-1436	1	#Bearing, Rear
16	191-1485	1	Yoke - Includes Pole Shoes, Field Coil and Positive Brushes
17	191-1434	1	Holder Assembly, Brush (includes Negative Brushes and Parts Marked ‡)
18	191-1433	4	‡Spring, Brush
19	191-1432	1	Bracket, Rear

* - Parts Included in 191-1483 Pinion Set

- Parts Included in 191-1438 Armature Assembly

‡ - Parts Included in 191-1434 Brush Holder Assembly

RADIATOR COOLING SYSTEM



225-1830

REF. NO.	PART NO.	QTY. USED	PART DESCRIPTION
	132-0082	1	Repair Kit, Water Pump - Spec A Through C (Includes Shaft, Bearing, Impeller, Fan Hub, Seal and Mounting Gasket)
1	RADIATOR		
	130-0569	1	Spec A through AB
	130-1551	1	Begin Spec AC
2	CAP, RADIATOR		
	130-0553	1	Spec A through AB
	130-1672	1	Begin Spec AC
3	HOSE, LOWER RADIATOR		
	503-0204	1	Spec A through AB
	503-1049	1	Begin Spec AC
4	503-0400	1	Hose, Upper Radiator
5	503-0129	4	Clamp, Radiator Hose
6	504-0003	1	Valve, Radiator Drain
7	FAN, RADIATOR		
	130-0343	1	Spec A through AB (4 Blades)
	130-1552	1	Begin Spec AC (6 Blades)
8	BELT, FAN		
	511-0086	1	Spec A through AB
	511-0101	1	Begin Spec AC
9	512-0039	1	Pulley, Water Pump
10	PUMP, WATER		
	132-0105	1	Spec A through C - Replacement Kit (Includes Parts Marked *)
	132-0133	1	*Begin Spec D
11	132-0072	1	*Gasket, Water Pump Mounting

REF. NO.	PART NO.	QTY. USED	PART DESCRIPTION
12	HOUSING, WATER PUMP		
		1	Spec A through C (Order 132-0105 Water Pump Kit)
	131-0186	1	*Begin Spec D
13	131-0139	1	*Gasket, Water Pump Housing
14	131-0137	1	Housing, Water Outlet Cylinder Head
15	131-0140	1	Gasket, Water Outlet Elbow
16	309-0054	1	Thermostat
17	309-0145	2	Gasket, Water Outlet Housing
18	131-0138	1	Elbow, Water Outlet
19	502-0036	1	Connector, Inverted Male - By-Pass Line to Housing
20	130-0592	1	Line, Water By-Pass
21	502-0043	1	Elbow, Inverted Male - By-Pass Line to Pump
22	130-1673	1	Shroud, Fan - Begin Spec AC
23	309-0179	1	Switch, High Temperature Cut-Off (Not Used on Pennsylvania Approved Sets)
24	SENDER, WATER TEMPERATURE		
	193-0104	1	Spec A through AA
	193-0246	1	Begin Spec AB
25	PLUG, SQUARE HEAD - Water Outlet Housing		
	505-0110	1	3/8" (Pennsylvania Approved Sets Use 2)
	505-0054	1	1/4" Used on Early Models
26	130-0557	1	Pulley, Idle
27	130-0556	1	Shaft, Idler Pulley
28	510-0025	1	Bearing, Ball

Redistribution or publication of this document by any means, is strictly prohibited.

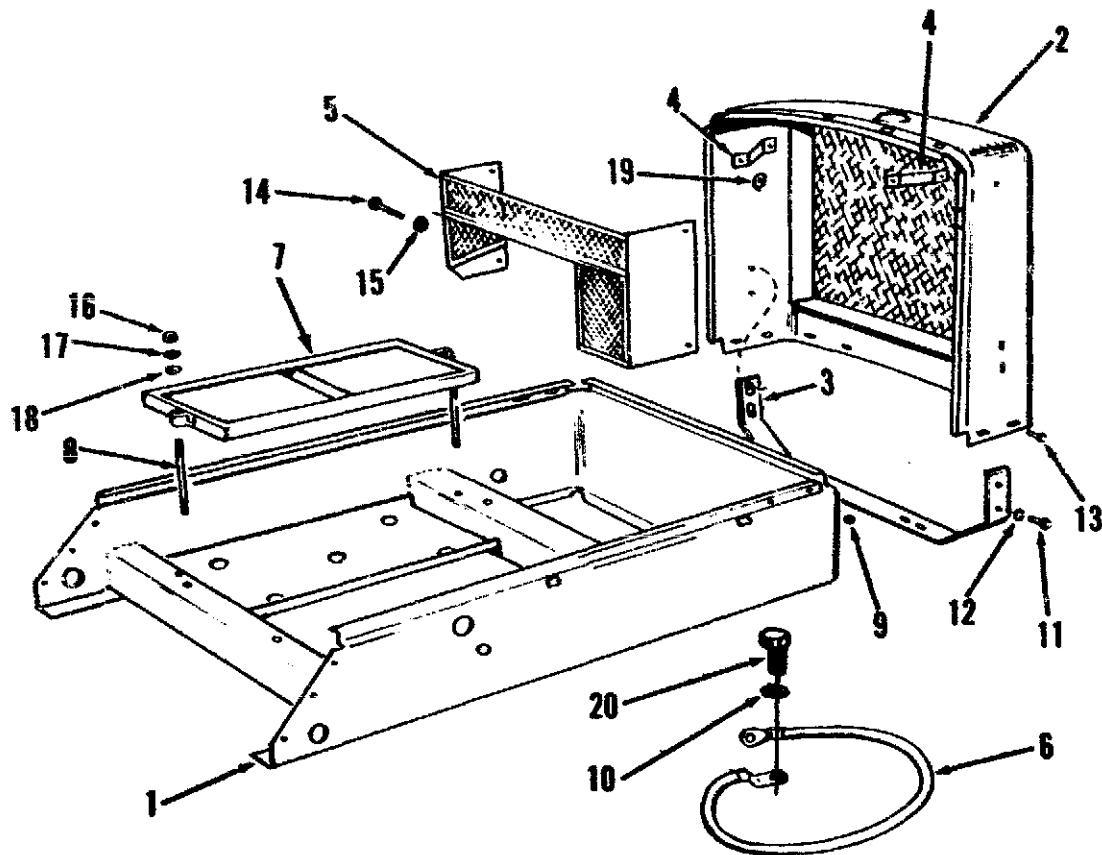
RADIATOR COOLING SYSTEM

REF. NO.	PART NO.	QTY. USED	PART DESCRIPTION
29	518-0210	1	Ring, Snap
30	130-0560	1	Spacer, Idler Pulley
31	BRACKET, IDLER PULLEY	1	Spec A through C (Order 132-0105 Water Pump Kit)
	130-0680	1	*Begin Spec D
32	816-0152	2	Bolt, Carriage (3/8-16 x 2") Radiator to Radiator Mounting Support
33	SCREW, CAP - HEX HEAD (Fan and Pulley Mounting)		
	800-0027	4	Spec A through C (5/16-18 x 7/8")
	800-0029	4	Begin Spec D (5/16-18 x 1-1/8")
34	SCREW, CAP - HEX HEAD (Water Pump Housing Mounting)		
	800-0064	2	*Begin Spec D (3/8-16 x 4-1/2")
	800-0057	2	Begin Spec D (3/8-16 x 2-3/4")
	800-0058	2	*Replacement Kit (3/8-16 x 3")
35	SCREW, CAP - HEX HEAD (Water Pump Mounting)		
	800-0027	2	5/16-18 x 7/8"
	800-0031	1	5/16-18 x 1-1/2"
36	800-0030	2	Screw, Cap - Hex Head (5/16-18 x 1-1/4") - Water Outlet Elbow Mounting

REF. NO.	PART NO.	QTY. USED	PART DESCRIPTION
37	800-0034	4	Screw, Cap - Hex Head (5/16-18 x 2-1/4") - Water Outlet Housing Mounting
	WASHER, LOCK - SPRING		
38	850-0060	1	1/2" - Idler Puller Mounting
39	850-0045	4	5/16" - Fan and Pulley Mounting
	WASHER, FLAT - COPPER (21/64" ID x 9/16" OD x 1/16" Thk)		
40	526-0065	4	Water Outlet Housing Mounting
41	526-0065	3	Water Pump Mounting
42	526-0065	2	Water Outlet Elbow Mounting
43	526-0066	4	*Washer, Flat - Copper 25/64" ID x 9/16" OD x 1/16" Thk) Water Pump Housing Mounting
44	526-0219	1	Washer, Flat - Steel (17/32" ID x 1" OD x 1/8" Thk) Idler Pulley Mounting
45	110-0707	1	Nut, Idler Pulley Mounting (Special)
46	815-0531	6	Screw, Hex Head Washer (#8-32 x 3/8") - Shroud to Radiator

* - Parts Included in 132-0105 Water Pump Replacement Kit.

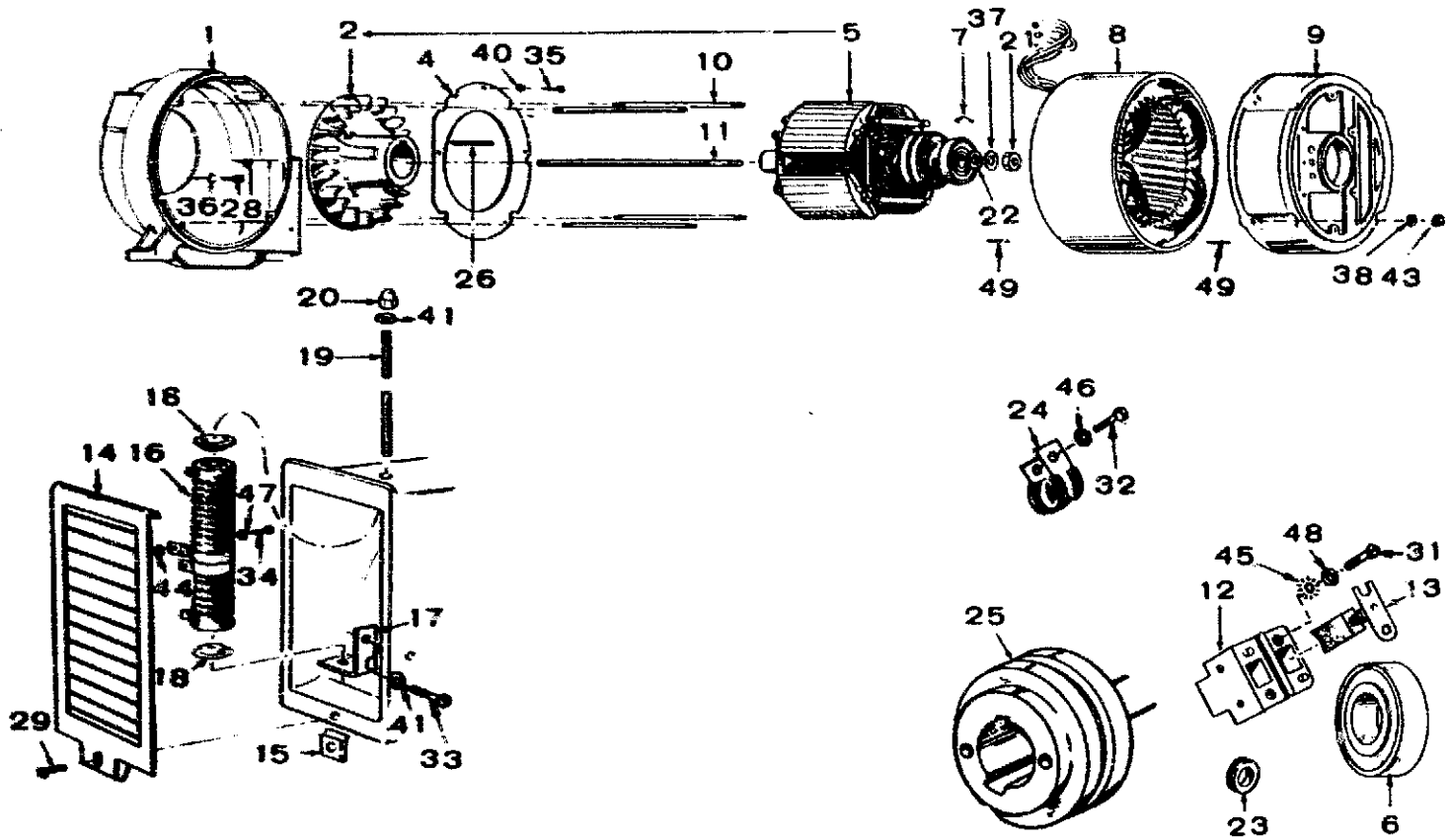
CHASSIS



18-1562

REF. NO.	PART NO.	QTY. USED	PART DESCRIPTION	REF. NO.	PART NO.	QTY. USED	PART DESCRIPTION
1	CHASSIS 403-0658	1	Spec A	11	800-0024	4	Screw, Cap - Hex Head (5/16-18 x 1/2")
	403-0718	1	Begin Spec B				Radiator Bracket to Front End Panel
	403-1670	1	Sets Without Integral Fuel Tank	12	850-0045	4	Washer, Lock - Spring (5/16") Radiator Bracket to Front End Panel
			Sets With Integral Fuel Tank	13	821-0014	8	Screw, Locking Head (5/16-18 x 1/2") Front Panel to Chassis
2	PANEL, FRONT END (Radiator Grille) 405-1079	1	Spec A Through AB	14	800-0048	4	Screw, Cap - Hex Head (3/8-16 x 3/4") Fan Guard to Radiator
	405-2602	1	Begin Spec AC	15	850-0050	4	Washer, Lock - Spring (3/8") Fan Guard to Radiator
3	130-0396	1	Support, Radiator Mounting	16	862-0015	4	Nut, Hex (5/16-18) Battery Holddown
4	BRACKET, RADIATOR 130-0397	2	Spec A Through AB	17	526-0024	2	Washer, Flat (21/64" ID x 3/4" OD x 1/16" Thk) Battery Holddown
	130-1681	2	Begin Spec AC (Includes Washers)	18	850-0045	4	Washer, Lock - Spring (5/16") Battery Holddown
5	GUARD, FAN 130-0623	1	Spec A Through AB	19	526-0013	16	Washer, Flat (25/64" ID x 1" OD x 1/16" Thk) Radiator Bracket
	130-1684	1	Begin Spec AC	20	800-0047	1	Screw, Cap - Hex Head (3/8-16 x 5/8")
6	336-0476	1	Lead, Ground (12-1/4")				
7	416-0495	1	Frame, Battery Holddown				
8	520-0669	2	Stud, Battery Holddown Frame				
9	862-0003	2	Nut, Hex (3/8-16) Radiator to Chassis				
10	856-0010	1	Washer, Lock - EIT (3/8")				

GENERATOR - SPEC A THROUGH Z



XG-1075

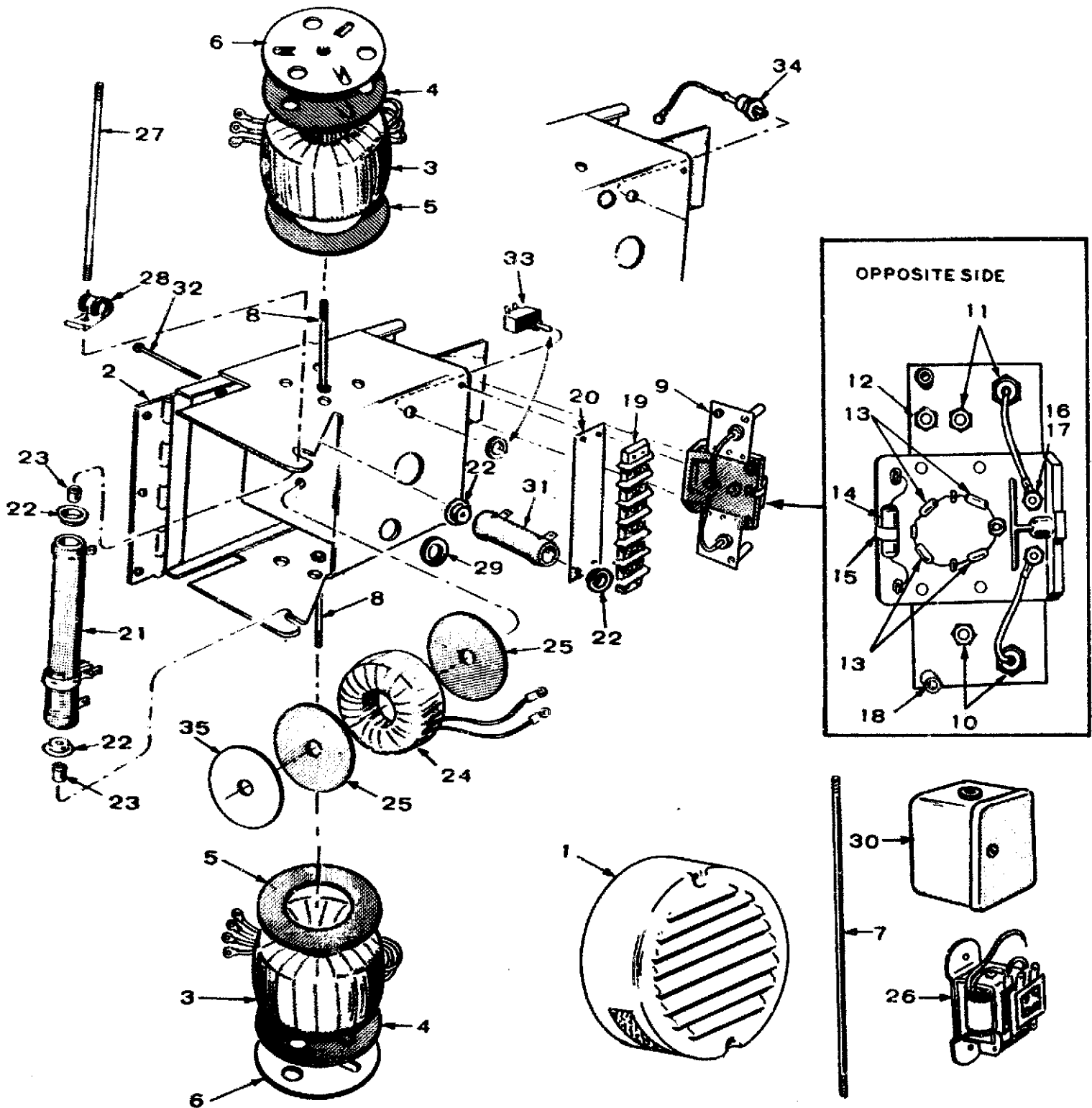
GENERATOR - SPEC A THROUGH Z

REF. NO.	PART NO.	QTY. USED	PART DESCRIPTION
1	ADAPTER, ENGINE TO GENERATOR		
	231-0096	1	Spec A Only
	231-0112	1	Spec B through Z
2	205-0064	1	Blower, Generator
4	234-0162	1	Baffle, Generator Air
5	201-1122	1	Rotor Assembly, Wound (Includes Bearing and Blower)
6	510-0047	1	Bearing, Rotor
7	232-0596	1	Clip, Bearing Stop
8	STATOR, WOUND		
			50 Hertz
	220-0797	1	120/240 Volt
	220-0871	1	220/380 Volt
			60 Hertz
			120/240 Volt
	220-0736	1	Single Phase Sets
	220-0766	1	Three Phase Sets
	220-0737	1	120/208 Volt
	220-0756	1	277/480 Volt
	220-0768	1	347/600 Volt
	220-0766	1	Broad Range Reconnectable Sets
9	BELL, END - ALTERNATOR TO EXCITER		
	211-0146	1	Sets Without Overspeed Switch
	211-0152	1	Sets With Overspeed Switch
10	520-0640	4	Stud, Generator Through
11	520-0615	1	Stud, Rotor Through
12	212-1064	2	Block, Collector Ring Brush
13	214-0059	4	Brush, Collector Ring
14	234-0199	1	Cover, Air Outlet
15	870-0177	1	Clip, Air Outlet Cover
16	304-0500	1	Resistor, Tapped Adjustable
17	232-1565	1	Bracket, Resistor Mounting
18	304-0006	2	Washer, Resistor Centering
19	520-0620	1	Stud, Resistor Mounting
20	866-0001	1	Nut, Resistor Mounting (1/4-20)
21	870-0203	1	Nut, Rotor Stud (7/16-20)
22	232-0200	1	Washer, Rotor Stud
23	GROMMET, RUBBER		
	508-0095	1	Air Baffle
	508-0112	1	Generator Adapter

REF. NO.	PART NO.	QTY. USED	PART DESCRIPTION
24	332-0050	1	Clip, Brush Wires
25	204-0061	1	Ring, Collector
26	515-0103	1	Key, Blower to Rotor
28	SCREW, HEX CAP		
	800-0050	2	Adapter Mounting (3/8-16 x 1")
	800-0051	2	Adapter Mounting (3/8-16 x 1-1/4")
	SCREW, ROUND HEAD		
29	812-0102	1	Air Outlet Cover Mounting (10-24 x 5/8")
31	812-0085	4	Brush Block Mounting (8-32 x 1-1/8")
32	811-0098	1	Brush Wires Clip Mounting (10-32 x 3/8")
33	812-0150	1	Resistor Mounting Bracket (1/4-20 x 5/8")
34	811-0098	1	Tapped Adjustable Resistor Mounting (10-32 x 3/8")
35	813-0098	5	Generator Air Baffle Mounting (10-32 x 3/8")
	WASHER, LOCK		
36	850-0050	4	Adapter Mounting (3/8")
37	850-0055	1	Rotor Stud (7/16")
38	850-0045	4	Generator Through Stud (5/16")
40	850-0030	5	Generator Air Baffle Mounting (#10)
41	850-0040	2	Resistor Bracket and Resistor Mounting (1/4")
	NUT		
43	862-0015	4	Generator Through Stud (5/16-18)
44	871-0010	1	Tapped Adjustable Resistor Mounting (10-32)
	WASHER, LOCK - TOOTH		
45	856-0002	4	Brush Block Mounting (#8)
46	856-0003	1	Brush Wires Clip Mtg. (#10)
47	856-0003	1	Tapped Adjustable Resistor Mounting (#10)
48	526-0049	4	Washer, Flat - Brush Block Mounting
49	516-C138	2	Pin, Roll (3/16" x 9/16") Alignment



GENERATOR EXCITER - SPEC A THROUGH Z



NOTE: 06SX1N1B used on all 60 Hertz sets, Spec A through N.
 06SX1N1B used on 60 Hertz, 120/240 Volt and 277/480 Volt, 3 Phase sets, Begin Spec P.
 06SX1N3B used on all 60 Hertz sets except 120/240 Volt and 277/480 Volt, 3 Phase sets Begin Spec P.
 06SX51N1B used on all 50 Hertz sets Spec A through N.
 06SX51N3B used on all 50 Hertz sets Begin Spec P

Check set nameplate for magneciter number and use correct column.

G-1169

GENERATOR EXCITER - SPEC A THROUGH Z

REF NO.	PART NUMBER	PART DESCRIPTION	QUANTITY USED									
			A	B	C	D	E	F	G	H	J	K
		02SX1N1A Use Column A	X									
		04SX1N1A Use Column B		X								
		04SX1N1B Use Column C			X							
		04SX1N3B Use Column D				X						
		06SX1N1A Use Column E					X					
		06SX1N1B Use Column F						X				
		06SX1N3B Use Column G							X			
		06SX5N1A Use Column H								X		
		06SX5N1B Use Column J									X	
		06SX5N3B Use Column K										X
	209-0001	Exciter, Complete (Less Cover)	1									
	209-0002	Exciter, Complete (Less Cover)		1								
	209-0003	Exciter, Complete (Less Cover)			1							
	209-0005	Exciter, Complete (Less Cover)				1						
	209-0007	Exciter, Complete (Less Cover)					1					
	209-0008	Exciter, Complete (Less Cover)						1				
	209-0010	Exciter, Complete (Less Cover)							1			
	209-0011	Exciter, Complete (Less Cover)								1		
	209-0012	Exciter, Complete (Less Cover)									1	
	209-0013	Exciter, Complete (Less Cover)										1
1	234-0154	• Cover, Exciter	1	1			1			1		
1	234-0185	• Cover, Exciter			1	1		1	1		1	1
2	234-0153	Panel Only, Exciter	1	1			1			1		
2	234-0188	Panel Only, Exciter			1	1		1	1		1	1
3	315-0084	Reactor, Gate	2									
3	315-0099	Reactor, Gate		2	2	2						
3	315-0102	Reactor, Gate					2	2	2			
3	315-C104	Reactor, Gate								2	2	2
4	232-1553	Gasket, Gate Reactor Mounting - Outer	2	2	2	2		2	2		2	2
4	232-1608	Gasket, Gate Reactor Mounting - Outer					2			2		
5	232-1551	Gasket, Gate Reactor Mounting - Inner	2	2	2	2	2	2	2	2	2	2
6	232-1552	Retainer, Gate Reactor	2	2	2	2		2	2		2	2
6	234-0191	Retainer, Gate Reactor					2			2		
7	520-0211	Stud, Gate Reactor Mounting	1	1			1			1		
8	800-0013	Screw, Cap - Hex Head (1/4-20 x 2-1/2")			2	2						
8	800-0015	Screw, Cap - Hex Head (1/4-20 x 3")						2	2		2	2
9	305-0259	Rectifier Assembly (Includes Parts Marked †)	1	1	1							
9	305-0387	Rectifier Assembly (Includes Parts Marked Δ)				1						
9	305-0264	Rectifier Assembly (Includes Parts Marked *)					1	1		1	1	
9	305-0388	Rectifier Assembly (Includes Parts Marked £)							1			1
10	305-0238	†Δ£ Rectifier Only, Power Field (Negative)	2	2	2	2	2	2	2	2	2	2
11	305-0239	†Δ£ Rectifier Only, Power Field (Positive)	2	2	2	2	2	2	2	2	2	2
12	305-0239	Δ£ Rectifier Only, Field Flash				1			1			1
13	305-0240	†Δ£ Rectifier, Voltage Control	4	4	4	4	4	4	4	4	4	4

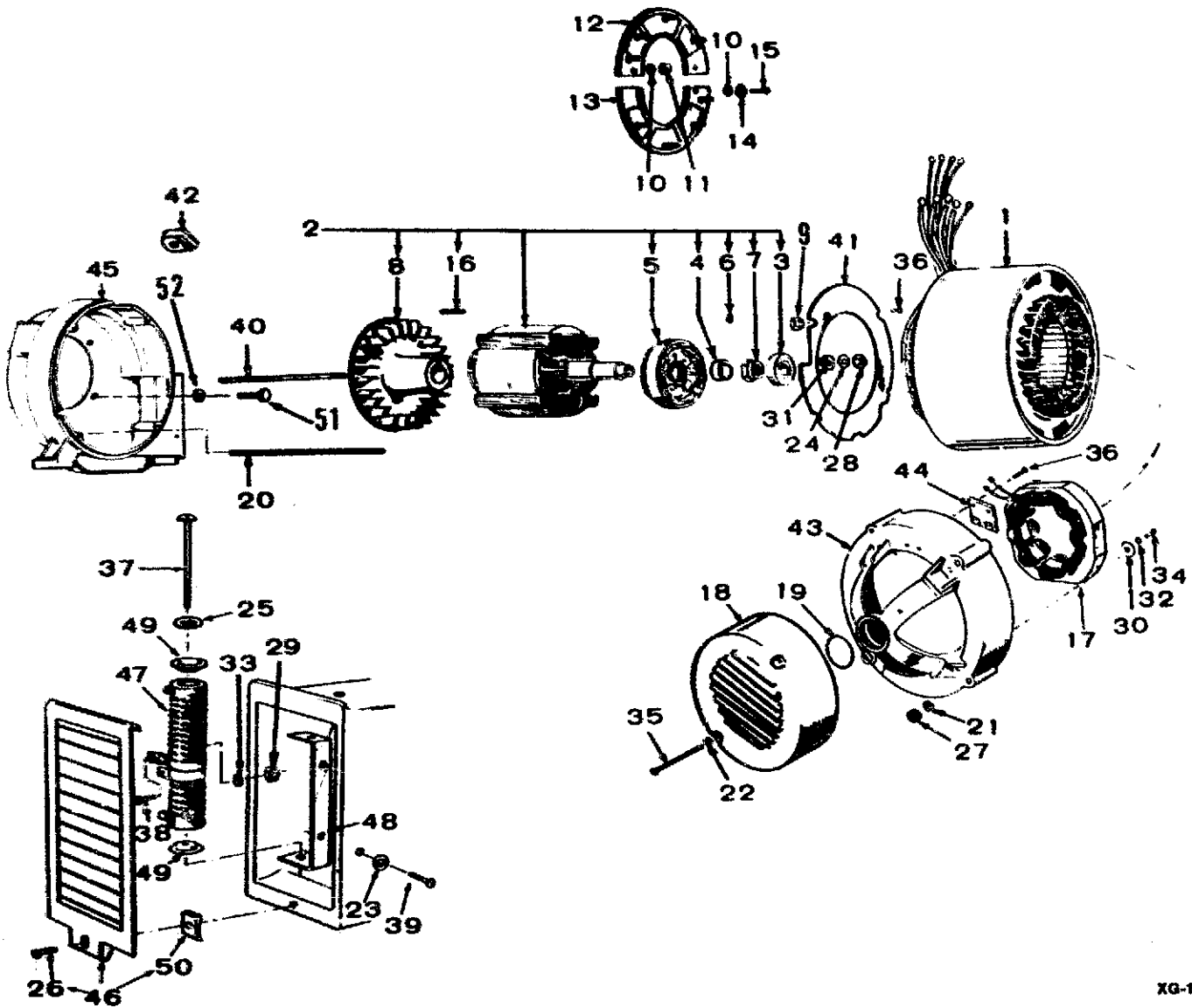
GENERATOR EXCITER - SPEC A THROUGH Z

REF NO.	PART NUMBER	PART DESCRIPTION	QUANTITY USED									
			A	B	C	D	E	F	G	H	J	K
14	304-0476	†ΔResistor (500-Ohm, 5 Watt)	1	1	1	1						
14	304-0512	*EResistor (150-Ohm, 50 Watt)					1	1	1	1	1	1
15	304-0498	†Δ*EClip, Resistor Mounting	1	1	1	1	1	1	1	1	1	1
16	332-0697	†Δ*EStud, Terminal (Flat Head)	2	2	2	2	2	2	2	2	2	2
17	332-0698	†Δ*EStud, Terminal (Extended Slotted Head)	1	1	1	1	1	1	1	1	1	1
18	870-0196	†Δ*EFastener (Compression Type)	2	2	2	2	2	2	2	2	2	2
19	332-0699	Block, Terminal	1	1			1			1		
19	332-0745	Block, Terminal			1	1		1	1		1	1
20	332-0700	Strip, Block Marker	1									
20	332-0738	Strip, Block Marker		1			1			1		
20	332-0746	Strip, Block Marker			1			1			1	
20	332-0925	Strip, Block Marker				1			1			1
21	304-0489	Resistor, Fixed (200-Ohm, 50 Watt)	1									
21	304-0511	Resistor, Tapped - 500-Ohm (425 Fixed, 75 Adj.)		1			1			1		
21	304-0527	Resistor, Tapped - 500-Ohm (425 Fixed, 75 Adj.)			1	1		1	1		1	1
22	304-0015	Washer, Centering - Resistor	2	4	4	4	4	4	4	4	4	4
23	232-1473	Spacer, Resistor Mounting	2									
23	232-1550	Spacer, Resistor Mounting		2			2			2		
23	232-1474	Spacer, Resistor Mounting			2	2		2	2		2	2
24	315-0085	Reactor, Voltage Control	1									
24	315-0100	Reactor, Voltage Control		1	1	1	1	1	1			
24	315-0105	Reactor, Voltage Control								1	1	1
25	232-1548	Gasket, Voltage Control Reactor	2	2	2	2	2	2	2	2	2	2
26	307-0584	Relay, Field Build-Up	1									
27	520-0641	Stud, Tapped Resistor Mounting	1		1	1		1	1		1	1
27	812-0116	Screw, Tapped Resistor Mounting (RIMS #10-24 x 4-1/2")		1			1			1		
28	332-0050	Clip, Loop	1	1			1			1		
28	332-0052	Clip, Loop			1	1		1	1		1	1
29	508-0008	Grommet, Rubber (For 7/8" Hole)	1	1	1	1	1	1	1	1	1	1
30	307-0643	Cover, Field Relay	1									
31	304-0510	Resistor, Fixed (250-Ohm, 25 Watt)		1	1	1	1	1	1	1	1	1
32	813-0112	Screw, Fixed Resistor Mounting (RHSMS #10-32 x 2-1/2")		1	1	1	1	1	1	1	1	1
33	308-0175	Switch, Residual Reset			1			1			1	
34	305-0238	Rectifier, Power Field - Negative				1			1			1
35	526-0173	Washer, Retainer - Voltage Control Reactor	1	1	1	1	1	1	1	1	1	1
ASSOCIATED HARDWARE (NOT ILLUSTRATED)												
		SCREW, MACHINE - ROUND HEAD										
	812-0156	1/4-20 x 1-1/2"					As	Required				
	813-0101	#10-32 x 9/16"					As	Required				
	811-0098	#10-32 x 3/8" (Brass)					As	Required				
	813-0098	#10-32 x 3/8"					As	Required				
	815-0190	#8-32 x 3/8"					As	Required				
	815-0198	#8-32 x 5/8"					As	Required				
	815-0001	Screw, Machine - Binder Head (Brass) (#6-32 x 1/4")					As	Required				

GENERATOR EXCITER - SPEC A THROUGH Z

REF NO.	PART NUMBER	PART DESCRIPTION	QUANTITY USED									
			A	B	C	D	E	F	G	H	J	K
		WASHER, FLAT										
	526-0003	11/64" ID x 3/8" OD x 1/32" Thk					As Required					
	526-0048	.172" ID x 3/8" OD x 1/32" Thk					As Required					
	526-0049	.200" ID x 7/16" OD x 1/32" Thk					As Required					
	526-0179	7/32" ID x 5/8" OD x 1/16" Thk					As Required					
		WASHER, LOCK - SPRING										
	850-0030	#10					As Required					
	850-0040	1/4"					As Required					
	853-0005	Washer, Lock - ET					As Required					
		WASHER, LOCK - IT										
	854-0007	#8					As Required					
	854-0010	#10					As Required					
	854-0014	1/4"					As Required					
		NUT, HEX										
	860-0008	#8-32					As Required					
	860-0011	#10-24					As Required					
	862-0001	1/4-20					As Required					
	870-0053	#10-32					As Required					
	871-0005	#6-32 (Brass)					As Required					
	871-0007	#8-32 (Brass)					As Required					
	871-0010	#10-32 (Brass)					As Required					
		• - Use 234-0223 cover for housed sets.										
		† - Parts included in 305-0259 Rectifier Assembly.										
		Δ - Parts included in 305-0387 Rectifier Assembly.										
		• - Parts included in 305-0264 Rectifier Assembly.										
		£ - Parts included in 305-0388 Rectifier Assembly.										

GENERATOR - BEGIN SPEC AA



XG-1074

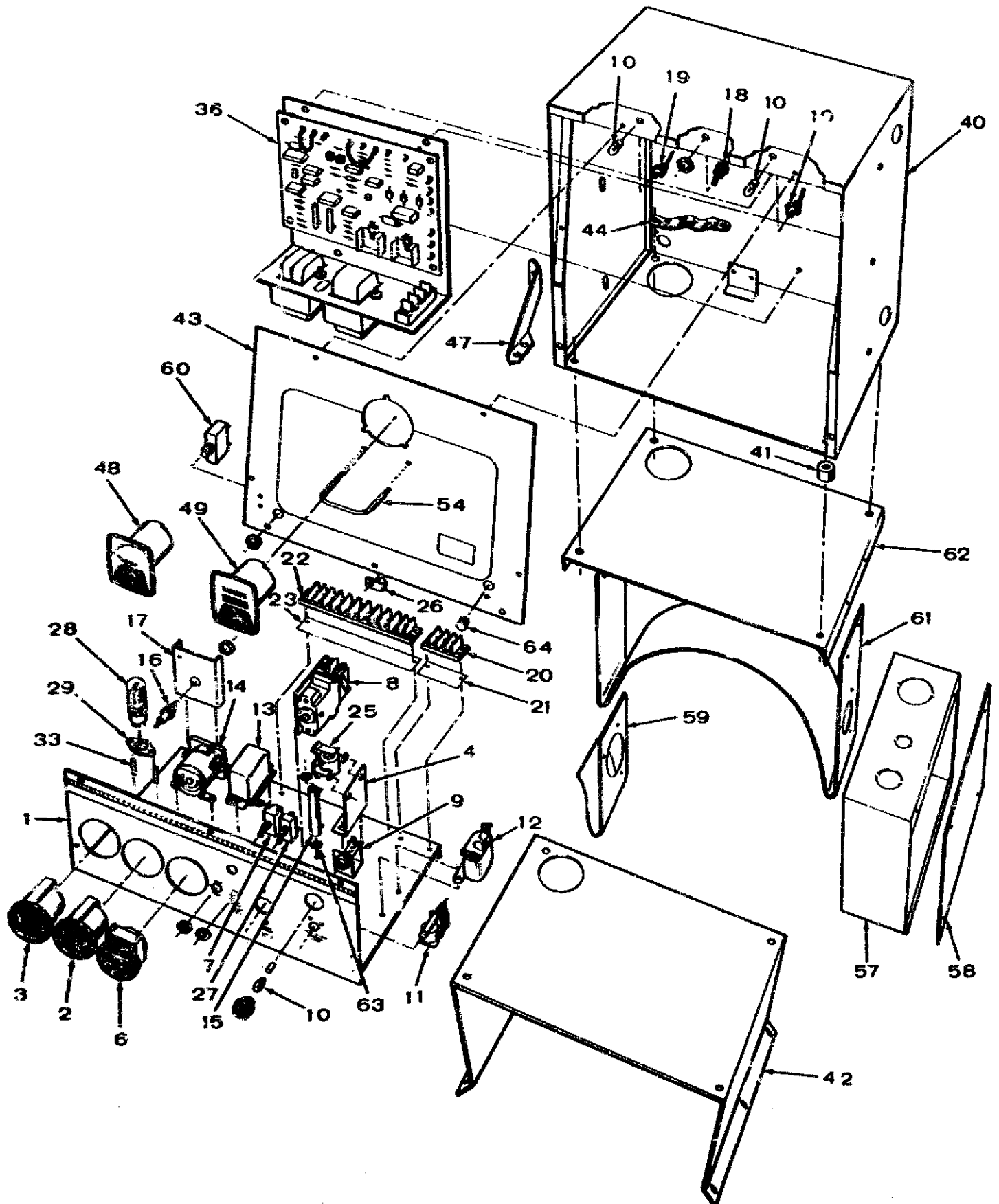
GENERATOR - BEGIN SPEC AA

REF. NO.	PART NO.	QTY. USED	PART DESCRIPTION	REF. NO.	PART NO.	QTY. USED	PART DESCRIPTION
1	STATOR, GENERATOR			25	853-0013	1	Washer, Lock (1/4" ET) - Resistor Through Screw
	220-2026	1	12.5 RDJC Single Phase	26	809-0046	1	#Screw, Sheet Metal - Round Head (#10 x 3/4")
	220-2051	1	Three-Phase	27	862-0011	4	Nut, Hex (3/8-16) - Generator Through Stud
	220-2042	1	13.0 RDJC 120/208 Volt	28	870-0203	1	Nut, Hex (7/16-20) - Rotor Through Stud
	220-2017	1	120/240 Volt	29	871-0010	1	Nut, Hex - Brass (#10-32) Resistor Tap
	220-2043	1	277/480 Volt	30	526-0260	2	Washer, Flat (Special) - Exciter Stator
	220-2043	1	Broad Range Sets	31	232-0200	1	Washer - Cone Shaped (Special) Rotor Through Stud
	220-2018	1	15.0 RDJC Single Phase	32	853-0013	2	Washer, Lock (1/4" ET) - Exciter Stator
	220-2043	1	Three Phase All Except 347/600 Volt	33	856-0003	1	Washer, Lock (#10 EIT) - Resistor Tap
	220-2286	1	347/600 Volt	34	800-0004	2	Screw, Cap - Hex Head (1/4-20 x 5/8") - Exciter Stator Mounting
2	ROTOR ASSEMBLY, GENERATOR (Includes Parts Marked *)			35	SCREW, MACHINE - ROUND HEAD (End Bell Cover Mounting)		
	201-2158	1	All Except 13.0 RDJC 13.0 RDJC		812-0165	2	Sets Without Housing Sets Without Overspeed Switch (1/4-20 x 4-1/2")
	201-2157	1	120/208 and 120/240 Volt		812-0167	2	Sets With Overspeed Switch (1/4-20 x 6")
	201-2158	1	277/480 Volt and Broad Range Sets		812-0165	2	Sets Without Housing 1/4-20 x 4-1/2")
3	510-0112	1	*Bearing, Rotor	36	815-0194	6	Screw, Hex Head - Thread Cutting With ET (#10-32 x 3/8") Board (2) and Baffle (4) Mounting
4	232-2398	1	*Spacer Bearing	37	812-0169	1	Screw, Machine - Round Head (1/4-20 x 5-1/2") - Resistor Through
5	201-2151	1	*Rotor, Exciter	38	811-0098	1	Screw, Machine - Round Head (Brass) (#10-32 x 3/8") - Resistor Tap
6	515-0094	1	*Key, Exciter Rotor	39	800-0004	2	Screw, Cap - Hex Head (1/4-20 x 5/8") - Resistor Bracket
7	870-0284	1	*Nut, Exciter Rotor Locking	40	520-0790	1	Stud, Rotor Through
8	205-0105	1	*Fan, Generator	41	234-0462	1	Baffle, Air
9	508-0095	1	Grommet, Rubber - Air Baffle	42	508-0112	1	Grommet, Rubber - Generator Adapter
10	526-0008	12	*Washer, Flat (13/64" ID x 7/16" OD x 1/32" Thk)	43	211-0237	1	Bell, End
11	870-0131	8	*Nut, Hex (#10-32)	44	232-2418	1	Board, Connection
12	358-0069	1	*Rectifier Assembly - Positive	45	231-0171	1	Adapter, Generator
13	358-0070	1	*Rectifier Assembly - Negative	46	234-0494	1	Cover Assembly, Air Outlet (Includes Parts Marked #)
14	853-0008	4	*Washer, Shakeproof (#10)	47	304-0500	1	Resistor, Tapped - Adjustable (2 Ohm, 150 Watt)
15	813-0100	4	*Screw, Round Head (#10-32 x 1/2")	48	232-2399	1	Bracket, Resistor Mounting
16	515-0103	1	*Key - Fan to Rotor	49	304-0652	2	Washer, Centering - Resistor Mounting
17	220-2009	1	Stator, Exciter	50	870-0177	1	#Nut, Speed (#10)
18	COVER, END BELL			51	800-0050	4	Screw, Cap - Hex Head (3/8-16 x 1")
	234-0185	1	Sets Without Housing Sets Without Generator Space Heater or Overspeed Switch	52	850-0050	4	Washer, Lock - Spring (3/8")
	234-0498	1	Sets With Overspeed Switch				
	234-0542	1	Sets With Generator Space Heater				
	234-0543	1	Sets With Generator Space Heater and Overspeed Switch				
	234-0223	1	Sets With Housing Sets Without Generator Space Heater				
	234-0541	1	Sets With Generator Space Heater				
19	509-0094	1	Seal, Bearing ("O" Ring)				
20	520-0798	4	Stud, Generator Through				
21	850-0050	4	Washer, Lock - Spring (3/8") - Generator Through Stud				
22	850-0040	2	Washer, Lock - Spring (1/4") - End Bell Cover				
23	850-0040	2	Washer, Lock - Spring (1/4") - Resistor Bracket				
24	850-0055	1	Washer, Lock - Spring (7/16") - Rotor Through Stud				

* - Parts Included in Generator Rotor Assemblies.

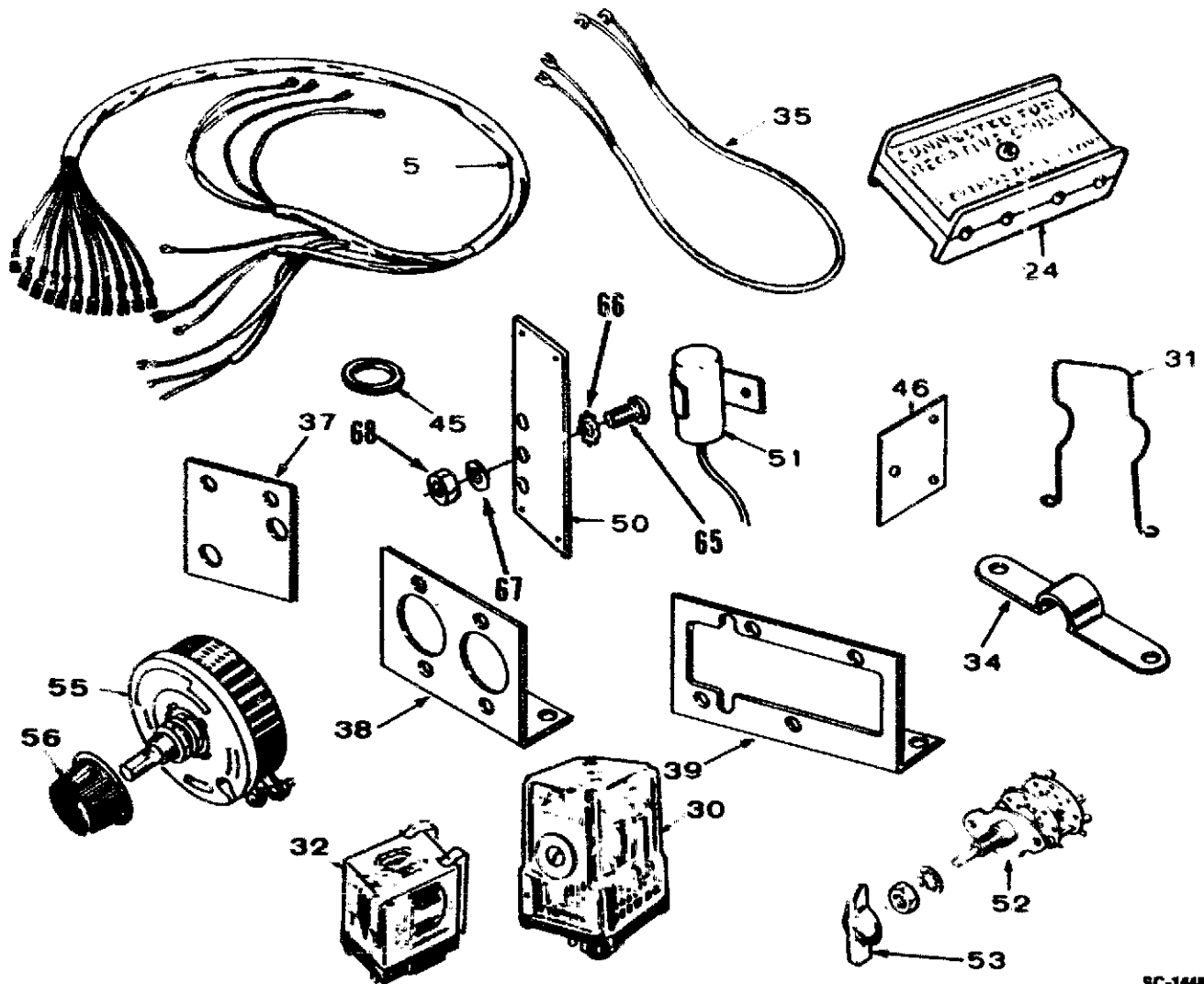
- Parts Included in 234-0494 Cover Assembly.

CONTROL



X8C-1114

CONTROL



8C-1448

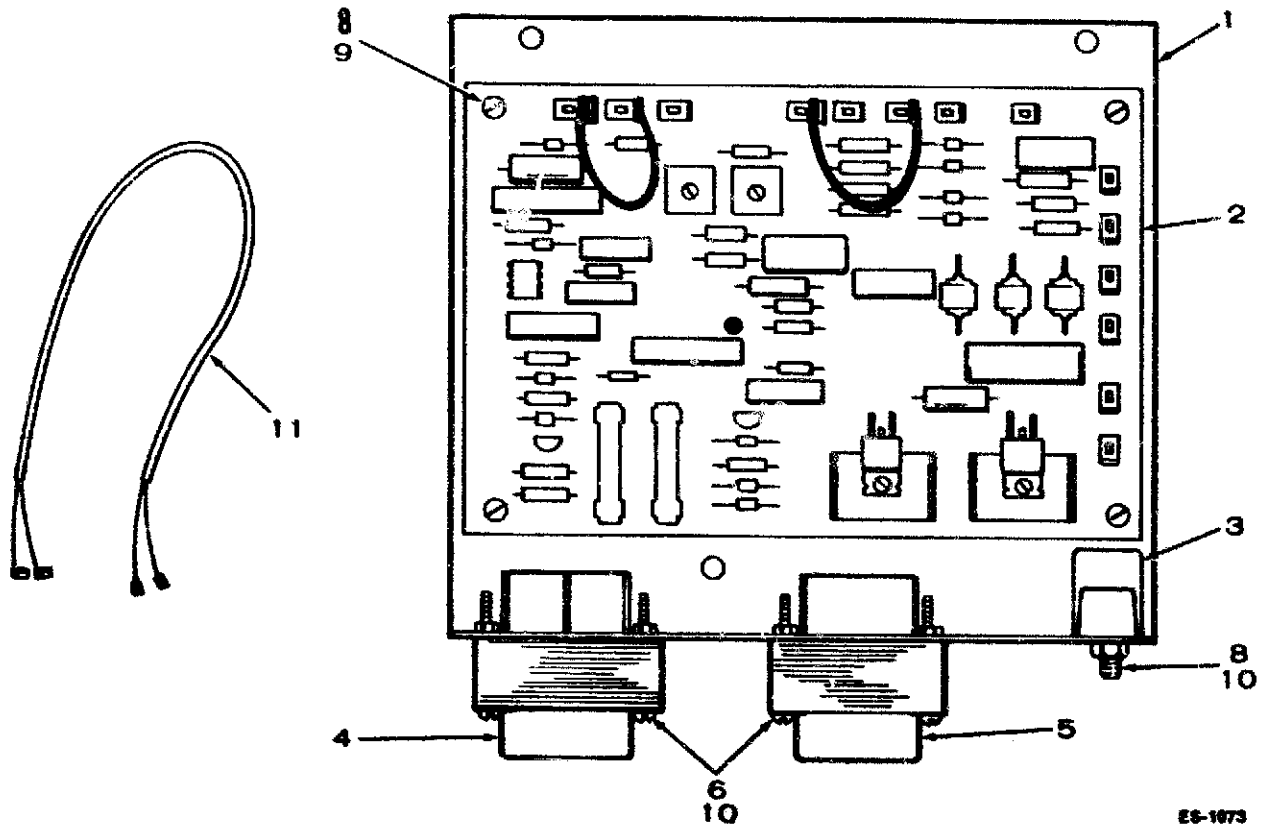
REF. NO.	PART NO.	QTY. USED	PART DESCRIPTION	REF. NO.	PART NO.	QTY. USED	PART DESCRIPTION
1	PANEL, LOWER CONTROL			9	322-0069	1	Receptacle, Signal Light (Not Used on Pennsylvania Approved Sets)
	301-2124	1	Sets With 1 Signal Light	10	322-0004	3	Bulb, Signal and Panel Light
	301-2125	1	Sets With 4 Signal Lights	11	307-0655	1	Relay, Emergency Latching (Not Used on Pennsylvania Approved Sets)
	301-2895	1	Pennsylvania Approved Sets Without Signal Lights	12	307-0052	1	Relay, Start-Disconnect
2	GAUGE, WATER TEMPERATURE			13	307-0597	1	Relay, Fuel Solenoid
	193-0106	1	Spec A through AA	14	307-0514	2	Relay - Starter Pilot and Manifold Heater
	193-0245	1	Begin Spec AB	15	304-0192	1	Resistor, Cranking Limiter (3 Ohm, 10 Watt)
3	GAUGE, OIL PRESSURE			16	305-0235	1	Rectifier, Charge (10 Amp, 100 Volt) - Includes Mounting Hardware
	193-0107	1	Spec A through AA	17	305-0254	1	Bracket, Rectifier Mounting
	193-0243	1	Spec AB	18	308-0002	1	Switch, Panel Light
	193-0272	1	Begin Spec AC	19	322-0072	2	Receptacle, Panel Light
4	301-1685	1	Bracket, Time Delay Relay Mounting (Sets With Low Oil Pressure Switch)	20	332-0611	1	Block, Terminal - 3 Place
5	338-0298	1	Harness, Wiring - Engine to Control	21	332-1009	1	Strip, Marker - 3 Place
6	302-0446	1	Ammeter, Charge	22	BLOCK, TERMINAL		
7	SWITCH, SELECTOR (Begin Spec U)			332-0607	1	Sets With 1 Signal Light (12 Place)	
	308-0220	1	All Except Pennsylvania Approved Sets (Run-Stop- Remote)	332-1005	1	Sets With 4 Signal Lights (20 Place)	
	308-0068	1	Pennsylvania Approved Sets (Run-Remote)	332-0795	1	Pennsylvania Approved Sets Without Signal Lights (16 Place)	
8	LIMITER, CRANKING						
	320-0104	1	Spec A through AA				
	320-0259	1	Begin Spec AB				

CONTROL

REF. NO.	PART NO.	QTY. USED	PART DESCRIPTION
23	STRIP, MARKER		Sets With 1 Signal Light (12 Place)
	332-0642	1	Spec A and B (Blank)
	332-0608	1	Begin Spec C
	332-1006	1	Sets With 4 Signal Lights (20 Place)
	332-0862	1	Pennsylvania Approved Sets Without Signal Lights (16 Place)
24	332-0750	1	Kit, Polarity Marker - Spec A through N
25	307-0388	1	Relay, Time Delay (Sets With Low Oil Pressure Switch)
26	CLIP, HARNESS SUPPORT		
	332-0051	1	7/16" ID
	332-0052	1	5/8" ID
27	308-0037	1	Switch, Manifold Heater
28	307-0645	1	Relay, Time Delay Preheat (20 Seconds) (Not Used on Sets With Continuous Glow Plug Control)
29	323-0321	1	Socket, Time Delay Preheat Relay
30	307-0819	1	Relay - Sets With Low Engine Temperature Switch
31	307-0778	1	Spring, Relay Holddown - Sets With Low Engine Temperature Switch
32	307-0860	1	Relay, Field Build-Up (Pennsylvania Approved Sets)
33	332-0943	2	Spacer, Relay Socket
34	332-1043	1	Jumper, Selector Switch - Sets Without Time Delay Preheat Relay
35	HARNESS, WIRING (Begin Spec AA)		
	338-0763	1	Voltage Regulator to Circuit Breaker
	338-0936	1	Voltage Regulator to Running Time Meter
36	305-0583	1	Regulator, Voltage - Begin Spec AA (See Separate Group for Components)
37	306-0195	1	Plate, Starter Relay Mounting - Key 2
	BRACKET, RELAY MOUNTING (Sets With Four Signal Lights)		
38	301-2393	1	Used for Low Oil Pressure and High Water Temperature Relays or 5 and 10 Second Cycle Cranker Relays
39	301-3252	1	Used for Generating and Low Engine Temperature Relays
40	301-2115	1	Box, Control
41	402-0078	4	Mount, Rubber
42	301-2106	1	Bracket, Mounting - Control Box (Unhoused Sets) - Spec A through Z
43	PANEL, UPPER CONTROL (Sets Without Optional Meter Panel)		
	301-1195	1	Spec A through Z All Except Pennsylvania Approved Sets
	301-2019	1	Pennsylvania Approved Sets Begin Spec AA
	301-2019	1	All Except Pennsylvania Approved Sets
	301-1788	1	Pennsylvania Approved Sets

REF. NO.	PART NO.	QTY. USED	PART DESCRIPTION
44	STRAP, GROUND (Unhoused Sets)		
	337-0044	1	Spec A through Z
	337-0036	1	Begin Spec AA
45	GROMMET, RUBBER		
	508-0063	2	2-3/4" Hole - Unhoused Sets (Housed Sets Use 1)
	508-0183	1	1-3/4" Hole - Output Box
46	301-0648	1	Plate, Ground - Spec A through Z
47	301-1914	1	Bracket, Panel Stop
48	VOLTMETER, AC -		Pennsylvania Approved Sets
	302-0421	1	Single Phase Sets (Scale Reads 0-300)
	302-0422	1	Three Phase Sets (Scale Reads 0-600)
49	METER, RUNNING TIME - Begin Spec AA		
	302-0468	1	50 Hertz Sets
	302-0465	1	60 Hertz Sets
50	332-0513	1	Block, Terminal - 4 Place
51	312-0058	3	Condenser (.1 Mfd.) Spec A through Z
52	308-0012	1	Switch, Voltage Selector - Pennsylvania Approved 3 Phase Sets Begin Spec AA
53	303-0076	1	Knob, Voltage Selector Switch - Pennsylvania Approved 3 Phase Sets Begin Spec AA
54	301-2727	1	Handle, Upper Control Panel
55	303-0197	1	Rheostat (2500 Ohm, 25 Watt) Sets With Voltage Adjustment - Begin Spec AA
56	303-0032	1	Knob, Rheostat - Sets With Voltage Adjustment - Begin Spec AA
57	301-3682	1	Box, Output - Begin Spec AA
58	301-0856	1	Cover, Output Box - Begin Spec AA
59	301-3720	1	Bracket, Output Box (Housed Sets) Begin Spec AA
60	320-0505	1	Breaker, Circuit - Voltage Regulator - Begin Spec AA
61	301-3715	1	Saddle, Control Box Mounting (Unhoused Sets) Begin Spec AA
62	301-3716	1	Plate, Control Mounting (Unhoused Sets) Begin Spec AA
63	508-0017	2	Washer, Fiber - Resistor Mounting
64	517-0015	1	Plug, Dot Button
65	812-0185	3	Screw, Machine - Round Head (5/16-18 x 2-1/4")
66	854-0017	3	Washer, Lock - IT (5/16")
67	526-0054	3	Washer, Flat (21/64" ID x 3/4" OD x 1/16" Thk)
68	871-0025	3	Nut, Hex - Brass (5/16-18)

VOLTAGE REGULATOR - BEGIN SPEC AA



ES-1073

REF. NO.	PART NO.	QTY. USED	PART DESCRIPTION
	305-0583	1	Regulator, Voltage (Includes Parts Marked *)
1	301-3719	1	*Panel, Voltage Regulator Mounting
2	300-1540	1	*Board, Voltage Regulator - Begin Spec AB (Replaces 300-1006 Board Used Prior to Serial Number F760142042 During Spec AA and 300-1404 Board Used Beginning Serial Number F760142042 During Spec AA)
3	332-1655	1	*Strip, Terminal
4	315-0386	1	*Transformer, Voltage
5	315-0391	1	*Reactor
6	812-0070	4	*Screw, Machine - Round Head (#6-32 x 1-1/4")
8	812-0063	6	*Screw, Machine - Round Head (#6-32 x 1/2")
9	853-0003	4	*Washer, Lock - ET (#6)
10	870-0183	6	*Nut, Hex - ET (#6-32)
11	HARNES, WIRING (Voltage Regulator to Exciter Stator)		
	338-0762	1	Sets Without Overspeed Switch
	338-0768	1	Sets With Overspeed Switch

* - Parts Included in 305-0583 Voltage Regulator.

SERVICE KITS AND MISCELLANEOUS

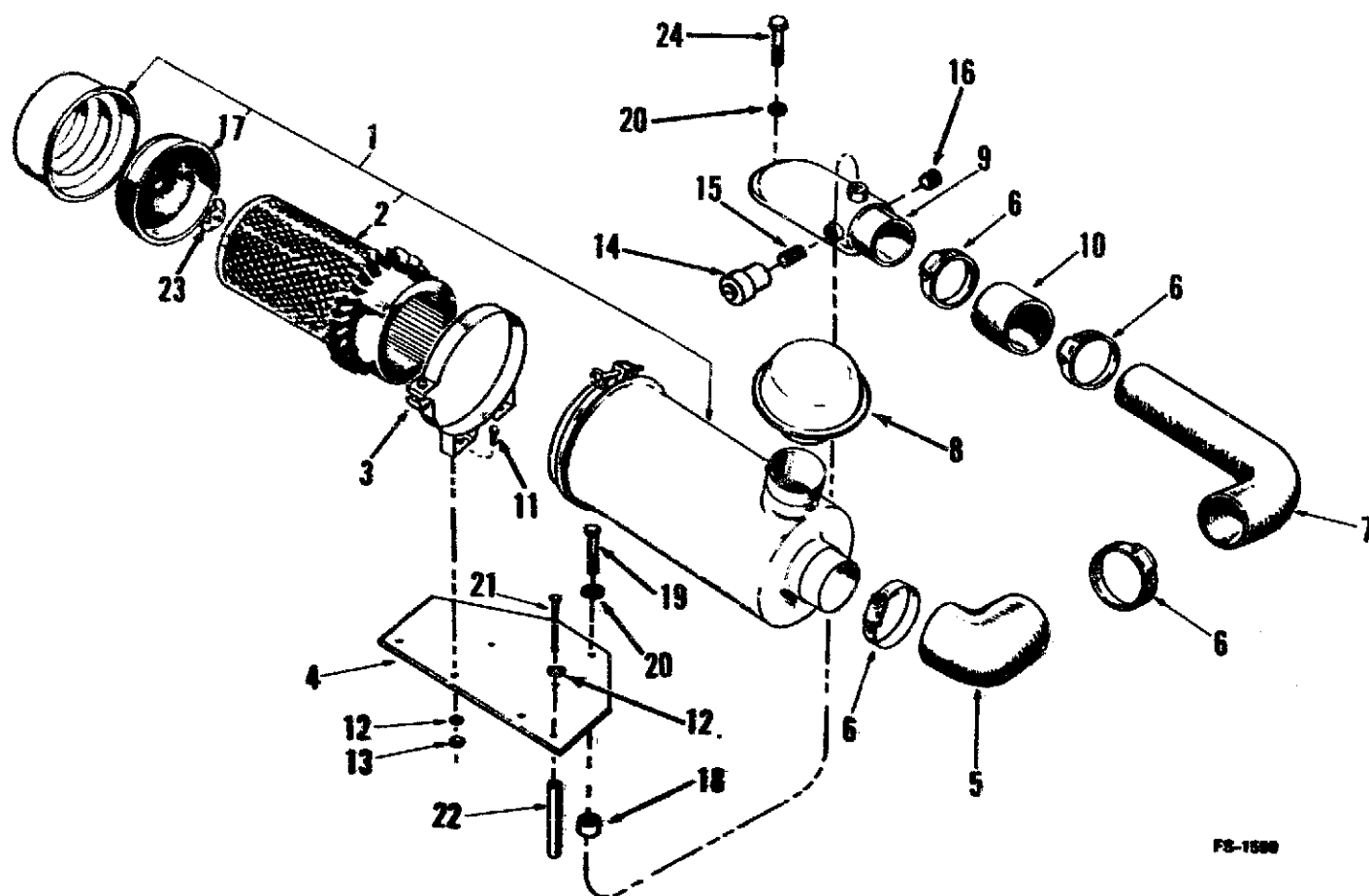
NOTE: For other kits refer to the related group.

PART NO.	QTY. USED	PART DESCRIPTION
LABEL KIT		
98-1100	1	General Service
98-2290	1	Diesel
168-0100	1	Gasket Kit, Engine
OVERHAUL KIT, GENERATOR SET		
522-0212	1	Spec A Through R
522-0264	1	Begin Spec S
TOUCH-UP PAINT (13 oz. Pressurized Can)		
525-0137		Metallic Green
525-0305		Non-metallic Green
525-0454		Greige - Enamel

SPECIAL PARTS SECTION

LRDJC GENERATOR SETS (RADIATOR COOLED)

AIR INTAKE SYSTEM




FS-1588

REF. NO.	PART NO.	QTY. USED	PART DESCRIPTION	REF. NO.	PART NO.	QTY. USED	PART DESCRIPTION
1	140-0721	1	Cleaner, Air (Includes Element and Baffle)	14	140-0961	1	Indicator, Service
2	140-0765	1	Element, Air Cleaner	15	140-1260	1	Fitting, Service Indicator
3	140-0722	2	Band, Air Cleaner Mounting	16	505-0008	1	Plug, Slotted (1/8")
4	140-1557	1	Support, Air Cleaner	17	140-1267	1	Baffle, Air Cleaner
5	503-0419	1	Elbow, Rubber	18	191-0791	1	Spacer, Air Cleaner Support (3/8" Long)
6	503-0365	4	Clamp, Hose	19	800-0017	1	Screw, Cap - Hex Head (1/4-20 x 3-1/2")
7	140-1556	1	Tube, Air Inlet	20	850-0040	2	Washer, Lock - Spring (1/4")
8	140-1559	1	Hood, Air Inlet	21	800-0042	2	Screw, Cap - Hex Head (5/16-18 x 4-1/2")
9	140-1212	1	Adapter, Air Cleaner	22	403-1378	2	Spacer, Air Cleaner Support (3-5/16" Long)
10	503-0330	1	Hose, Connector	23	885-0020	1	Nut, Wing (1/4-20)
11	821-0014	4	Screw, Locking Head - Flange (5/16-18 x 1/2")	24	800-0007	1	Screw, Cap - Hex Head (1/4-20 x 1")
12	850-0045	6	Washer, Lock - Spring (5/16")				
13	870-0257	4	Nut, Self locking - Flange (5/16")				

SPECIAL PARTS SECTION

LRDJC GENERATOR SETS (RADIATOR COOLED)

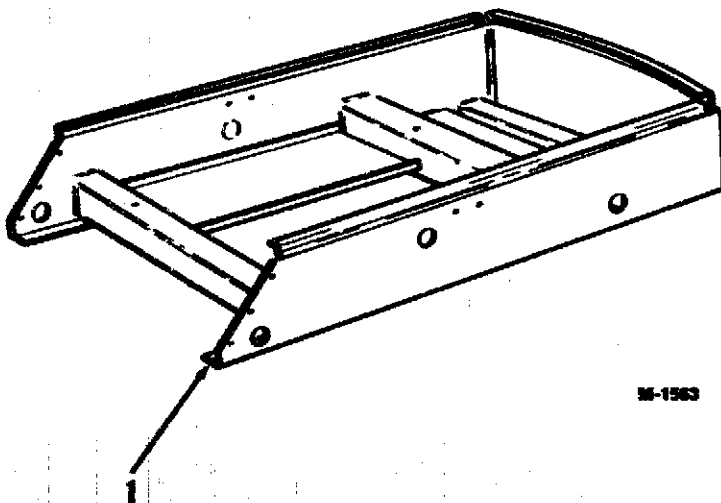
RADIATOR COOLING SYSTEM



XCS-1638a

REF. NO.	PART NO.	QTY. USED	PART DESCRIPTION
1	CAP, RADIATOR		
	130-0553	1	Spec AA
	130-0449	1	Spec AB
	130-1672	1	Spec AC

CHASSIS



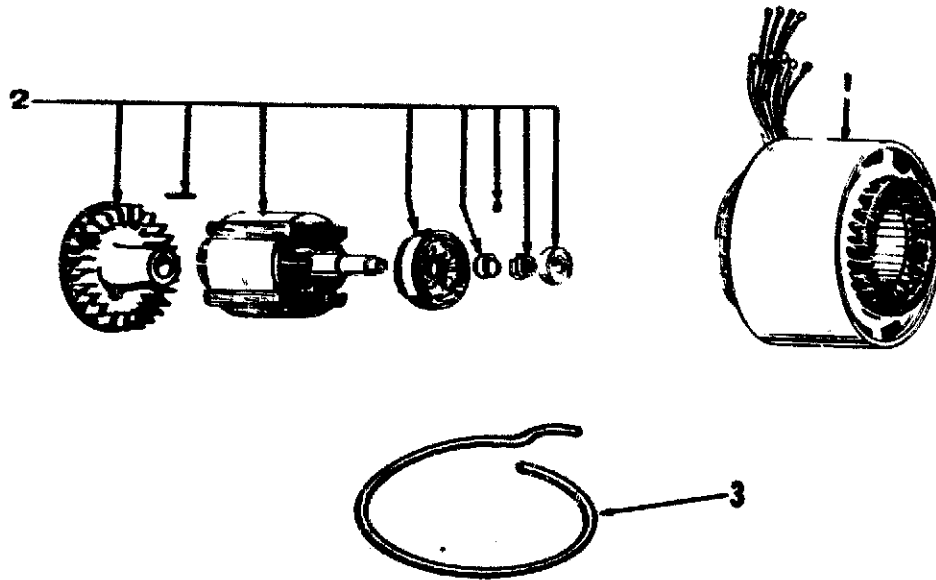
36-1563

REF. NO.	PART NO.	QTY. USED	PART DESCRIPTION
1	CHASSIS, MOUNTING (Front Section)		
	403-0718	1	Spec AA
	403-1670	1	Begin Spec AB

SPECIAL PARTS SECTION

LRDJC GENERATOR SETS (RADIATOR COOLED)

GENERATOR



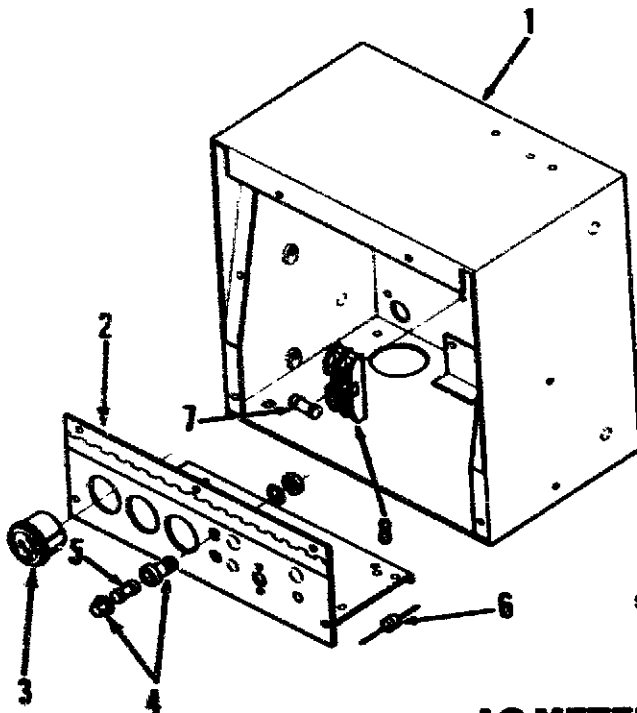
G-1178

REF. NO.	PART NO.	QTY. USED	PART DESCRIPTION
1	STATOR, GENERATOR		
	220-2051	1	8.6 LRDJC Three Phase
	220-2043	1	11.3 LRDJC Three Phase
2	201-2158	1	Rotor Assembly, Generator - For Parts Included See Standard Section (Generator - Begin Spec AA)
3	508-0217	1	Edging, End Bell Cover -Begin Spec AB

SPECIAL PARTS SECTION

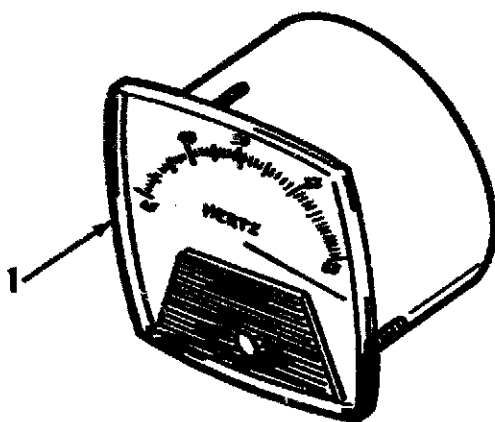
LRDJC GENERATOR SETS (RADIATOR COOLED)

CONTROL



SC-1451

AC METER PANEL - OPTIONAL



SC-1450

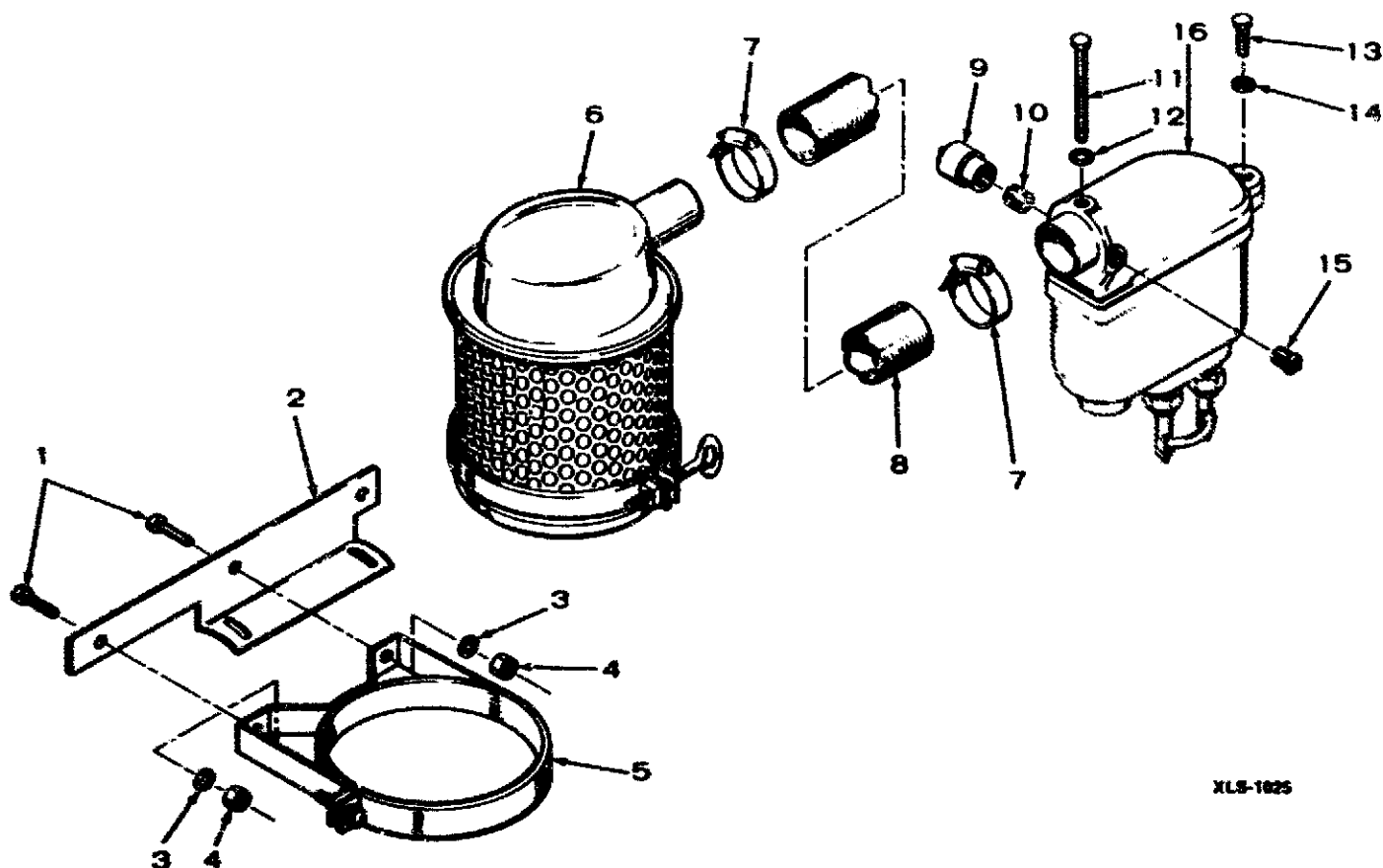
REF. NO.	PART NO.	QTY. USED	PART DESCRIPTION
1	301-4633	1	Box, Control
2	301-4632	1	Panel, Lower Control
3	GAUGE, OIL PRESSURE		
	193-0107	1	Spec AA
	193-0272	1	Begin Spec AB
4	321-0217	1	Holder, Fuse - Charge Ammeter
5	321-0181	1	Fuse - Charge Ammeter (5 Amp, 32 Volt)
6	357-0004	2	Rectifier - Oil Pressure Relay (1) and Start Disconnect Relay (1) - Begin Spec AB
7	321-0223	2	Fuse (15 Amp, 300 Volt)
8	321-0176	1	Holder, Fuse

REF. NO.	PART NO.	QTY. USED	PART DESCRIPTION
1	302-0894	1	Meter, Frequency (50 Hertz, 240/416 Volt)

OPTIONAL PARTS SECTION

This section contains illustrated parts listings of factory installed options. Options may not be applicable to all models; for field conversions additional parts are usually required.

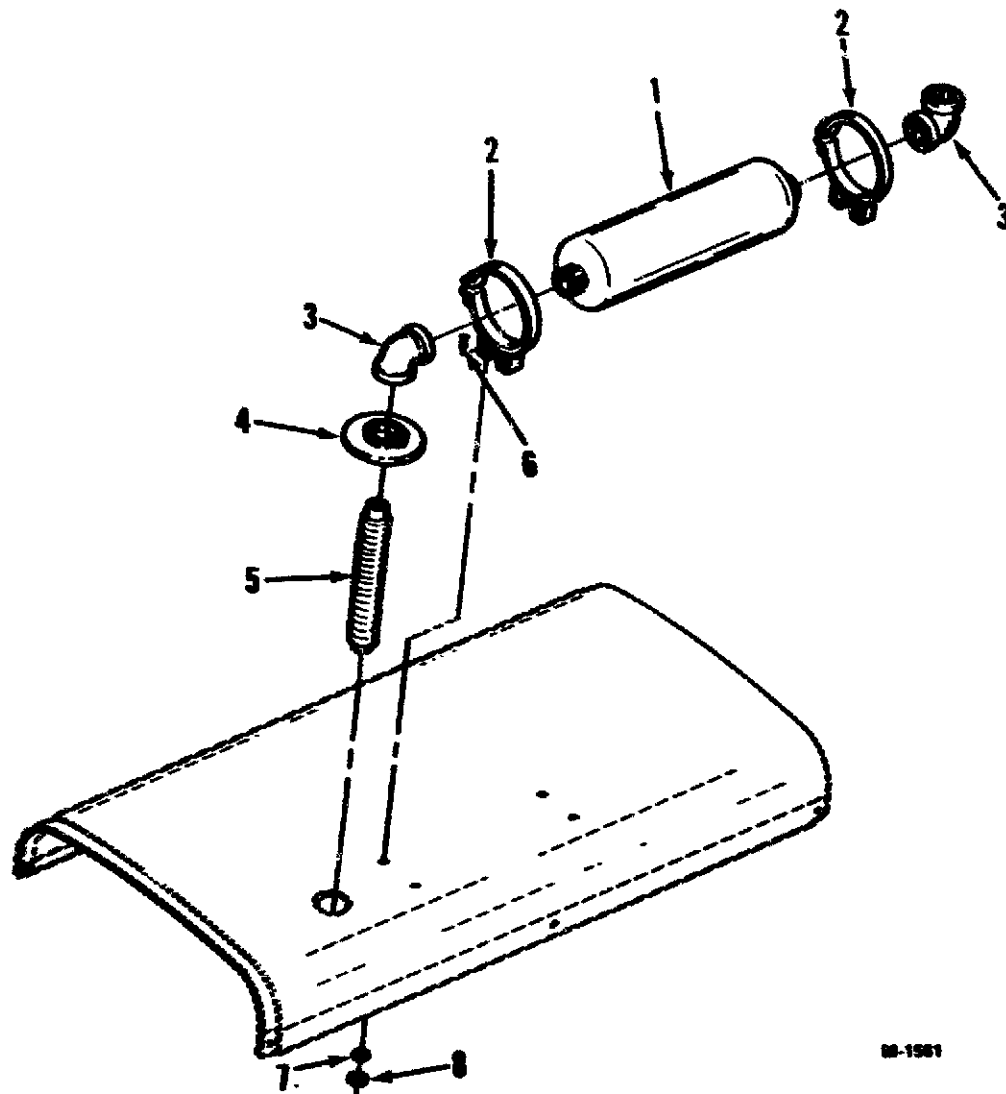
OIL BATH AIR CLEANER - OPTIONAL



XLS-1925

REF. NO.	PART NO.	QTY. USED	PART DESCRIPTION
1	800-0003	2	Screw, Cap - Hex Head (1/4-20 x 1/2")
2	140-0880	1	Bracket, Cleaner Mounting - Housed Sets
3	850-0040	2	Washer, Lock - Spring (1/4")
4	862-0001	2	Nut, Hex (1/4-20)
5	140-0519	1	Band, Air Cleaner Mounting
6	140-0500	1	Cleaner, Oil Bath Air
7	503-0274	2	Clamp, Hose
8	503-0444	1	Hose, Rubber (30")
9	140-0961	1	Indicator, Restriction - Late Models
10	140-1260	1	Fitting, Restriction Indicator - Late Models
11	800-0015	1	Screw, Cap - Hex Head (1/4-20 x 3")
12	526-0108	1	Washer, Flat (17/64" ID x 7/16" OD x 1/32" Thk)
13	800-0007	1	Screw, Cap - Hex Head (1/4-20 x 1")
14	850-0040	1	Washer, Lock - Spring (1/4")
15	505-0008	1	Plug, Pipe (1/4" Slotted) - Sets With Restriction Indicator
16	ADAPTER, AIR CLEANER HOSE		
	140-0645	1	Sets Without Restriction Indicator
	140-1212	1	Sets With Restriction Indicator

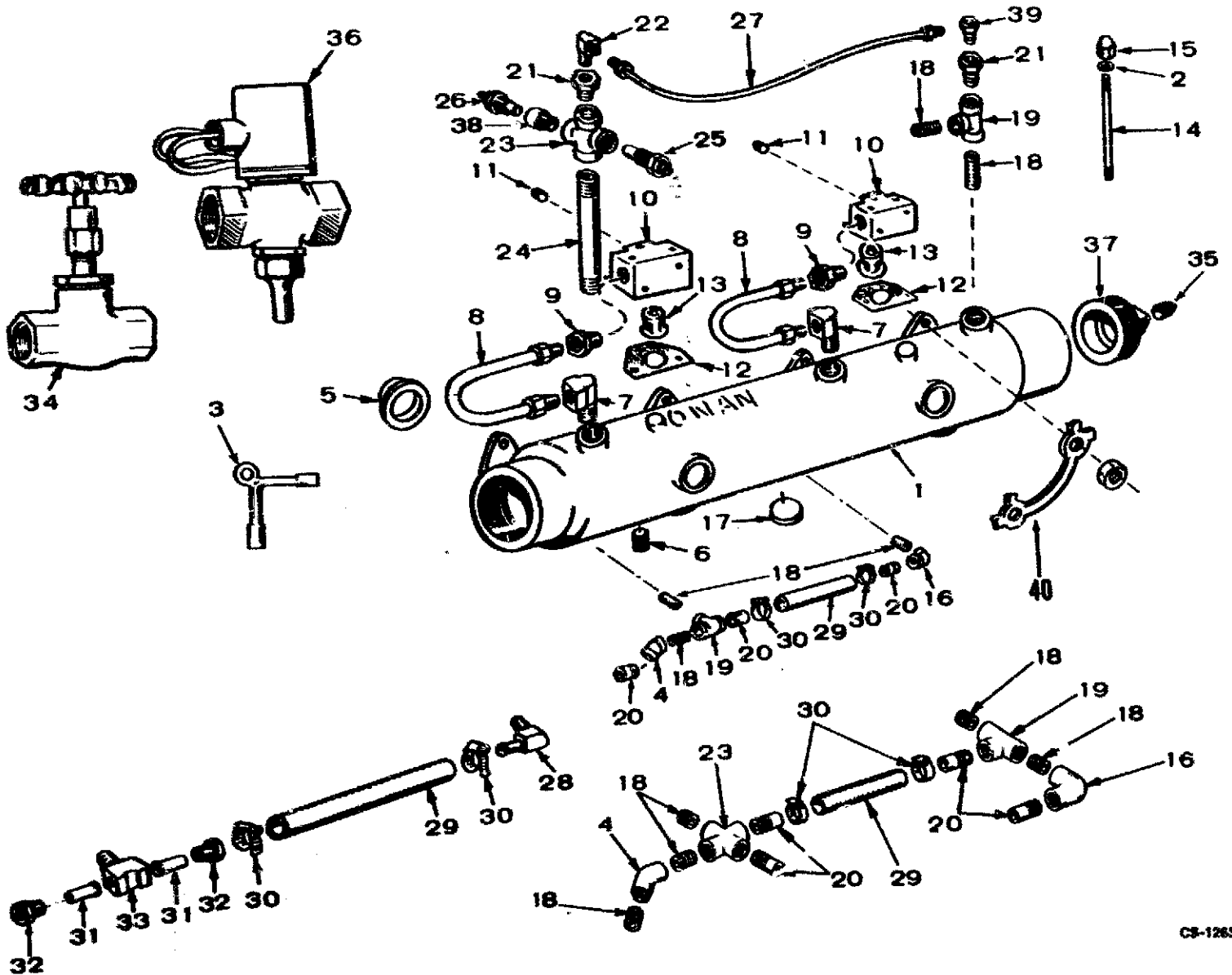
CRITICAL MUFFLER (HOUSED SETS) - OPTIONAL



88-1581

REF. NO.	PART NO.	QTY. USED	PART DESCRIPTION
1	155-0360	1	Muffler, Critical
2	140-0078	2	Band, Muffler Mounting
3	505-0043	2	Elbow, Pipe (1-1/2" x 90°)
4	405-1889	1	Shield, Rain
5	155-0927	1	Tube, Exhaust - Flexible (13-1/2")
6	800-0025	4	Screw, Cap - Hex Head (5/16-18 x 5/8")
7	850-0045	4	Washer, Lock - Spring (5/16")
8	862-0015	4	Nut, Hex (5/16-18)

CITY WATER COOLING SYSTEM - OPTIONAL



CS-1263

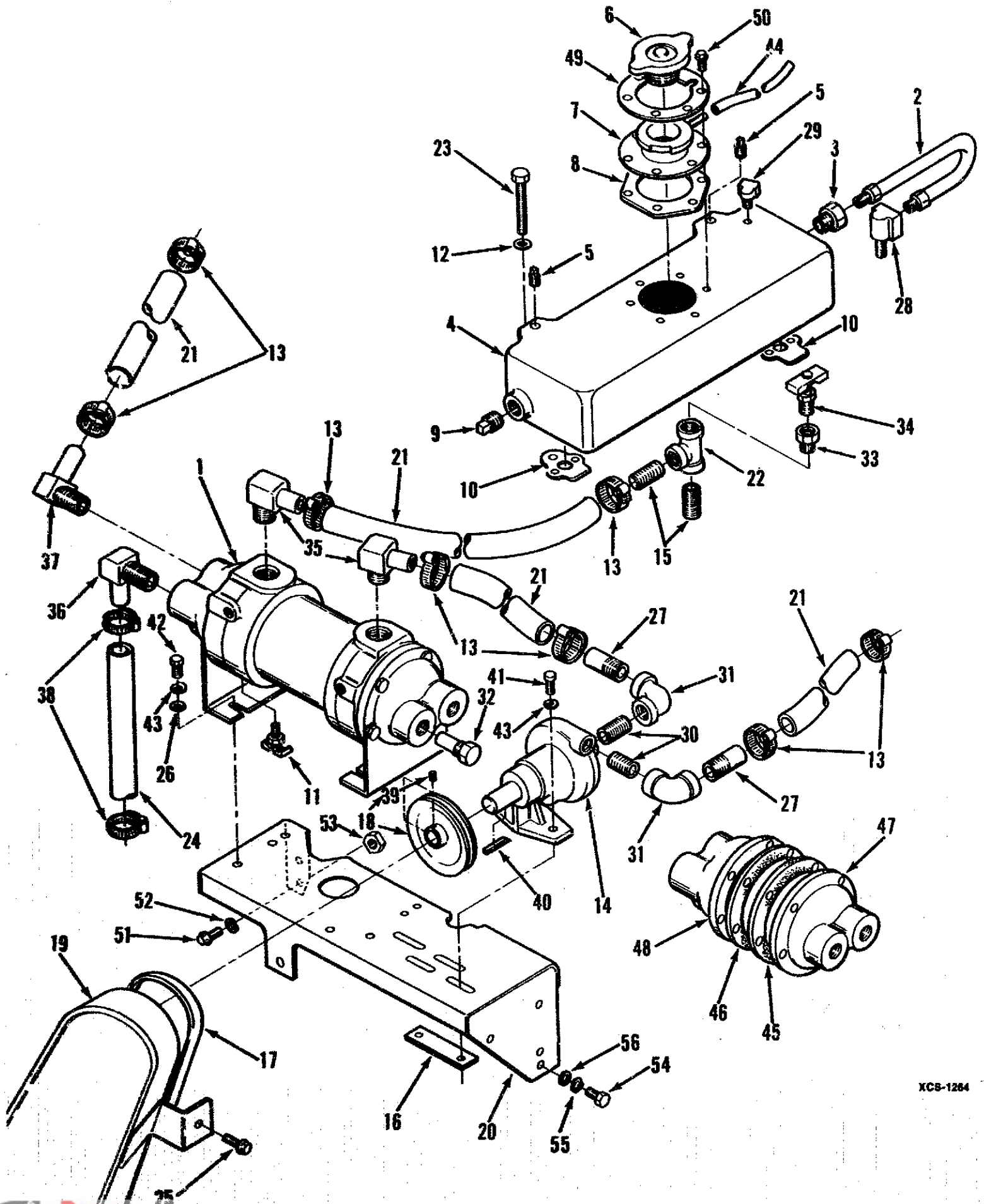
CITY WATER COOLING SYSTEM — OPTIONAL

REF. NO.	PART NO.	QTY. USED	PART DESCRIPTION
1	154-2124	1	Manifold Assembly, Exhaust - Water Cooled (Includes Parts Marked *)
2	526-0122	4	Washer, Flat (11/32" ID x 23/32" OD x 10 Gauge Thk)
3	504-0020	1	Key, Valve (Used on Early Style Valve)
4	505-0376	1	Elbow, Pipe (45°)
5	154-1057	4	Gasket, Exhaust Manifold
6	PLUG, PIPE (3/8") - Exhaust Manifold		
	505-0110	1	Square Head (Bottom Mounted)
	505-0266	1	*Countersunk Head (Top Mounted) - Sets With Heat Exchanger
7	502-0074	2	Elbow, Inverted Male - Manifold Water Line Inlet (1 Used With Heat Exchanger)
8	130-0510	2	Line, Water - Thermostat Cover to Manifold
9	502-0103	2	Connector, Inverted Male - Thermostat Cover Outlet
10	309-0160	2	Cover, Thermostat
11	505-0274	2	Plug, Pipe (1/8") Countersunk - Thermostat Cover
12	309-0145	2	Gasket, Thermostat Cover
13	309-0130	2	Thermostat
14	520-0143	4	Stud, Thermostat Cover Mounting
15	869-0002	4	Nut, Acorn (5/16-24) Thermostat Cover
16	505-0039	1	Elbow, Pipe (3/8" x 90°) Water Inlet
17	*PLUG, EXHAUST MANIFOLD		
	517-0041	4	Expansion (1-1/8" OD)
	517-0059	1	Welch (1-7/16" OD)
18	NIPPLE, CLOSE - PIPE (3/8" x 1")		
	505-0101	5	Sets Without Water Jacket Heater
	505-0101	7	Sets With Water Jacket Heater
19	505-0060	2	Tee, Pipe (3/8") - Water Inlet and Exhaust Manifold
20	NIPPLE, HALF - PIPE (3/8" x 1-1/2") - Water Inlet		
	505-0135	3	Sets Without Water Jacket Heater
	505-0135	4	Sets With Water Jacket Heater

REF. NO.	PART NO.	QTY. USED	PART DESCRIPTION
21	BUSHING, REDUCER - PIPE - By-Pass Line		
	505-0016	2	Sets Without Heat Exchanger
	505-0016	1	Sets With Heat Exchanger
22	502-0037	1	Elbow, Brass - By-Pass Line
23	CROSS, PIPE (3/8")		
	505-0475	1	Sets Without Water Jacket Heater (Water By-Pass Line)
	505-0475	2	Sets With Water Jacket Heater (Water By-Pass Line and Water Inlet)
24	505-0224	1	Nipple, Pipe (3/8" x 4-1/2")
25	309-3178	1	Switch, High Water Temperature (Not Used on Pennsylvania Approved Sets)
26	SENDER, WATER TEMPERATURE		
	193-0104	1	Spec A through AA
	193-0246	1	Begin Spec AB
27	LINE, WATER BY-PASS		
	130-0633	1	Sets Without Heat Exchanger
	130-0813	1	Sets With Heat Exchanger
28	502-0237	1	Elbow, Brass - Water Inlet (Used on Early Models)
29	HOSE, WATER INLET		
	503-1198	1	Used with Brass Fittings (1/2" x 9-5/8")
	503-1194	1	Used with Pipe Fittings (3/4" x 9")
30	503-0183	2	Clamp, Water Inlet Hose
31	130-0533	2	Adapter, Water Inlet Hose (Used on Early Models)
32	502-0239	2	Nut, Inverted (Brass) Water Inlet (Used on Early Models)
33	502-0247	1	Tee, Male Branch (Brass) Water Inlet (Used on Early Models)
34	504-0019	1	Valve, Globe
35	502-0080	1	Plug, Square Head (Brass) - 1/8" - Spec A
36	307-0833	1	Valve, Solenoid
37	505-0402	1	Plug, Pipe - Square Head (1-1/2") - Begin Spec B
38	309-0081	1	Extension, Pipe
39	502-0097	1	Connector, Brass - By-Pass Line
40	154-1665	4	Tab, Lock
41	110-0445	8	Nut, Hex (Special)

* - Parts Included in 154-2124 Exhaust Manifold Assembly.

HEAT EXCHANGER - OPTIONAL



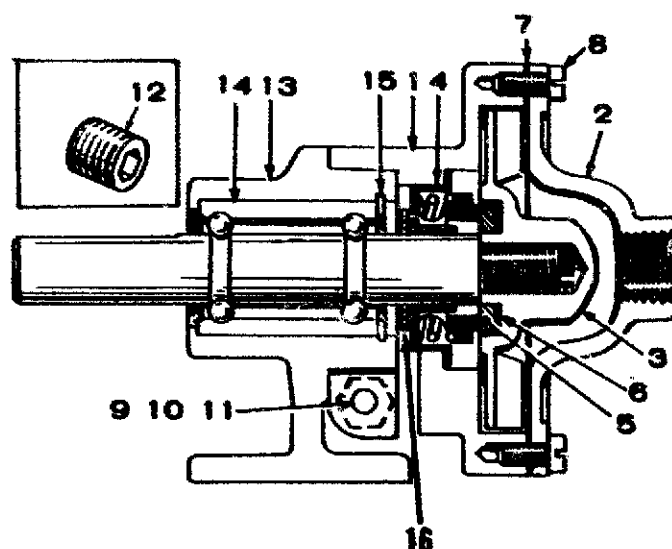
XCS-1264

HEAT EXCHANGER - OPTIONAL

REF. NO.	PART NO.	QTY. USED	PART DESCRIPTION	REF. NO.	PART NO.	QTY. USED	PART DESCRIPTION
1	130-0624	1	Exchanger, Heat	29	502-0037	1	Elbow, Inverted Male (Brass)
2	130-0575	1	Line, Water - Expansion Tank to Exhaust Manifold	30	502-0085	2	Nipple, Close - Brass (3/8")
3	502-0103	1	Connector, Inverted Male - Expansion Tank Outlet	31	502-0263	2	Elbow, Brass (3/8" - 90°)
4	130-0646	1	Tank, Expansion	32	130-1340	2	Pencil, Zinc (Included in Heat Exchanger)
5	502-0080	2	Plug, Expansion Tank Fill Vent	33	502-0049	1	Bushing (3/8 x 1/8"), Reducer (Brass)
6	130-0589	1	Cap, Pressure	34	504-0006	1	Valve - Air Bleed Manifold Outlet
7	130-0590	1	Neck and Adapter, Expansion Tank Cap	35	502-0300	2	Elbow, Brass - Heat Exchanger Fresh Water Hoses
8	130-0519	1	Gasket, Neck and Adapter Plug (3/8")	36	502-0302	1	Elbow, Brass - Heat Exchanger Raw Water Inlet Hose
9	502-0155	1	Gasket, Thermostat Chamber Valve, Drain	37	502-0237	1	Elbow, Brass - Heat Exchanger Raw Water Outlet Hose
10	309-0145	2	Washer, Flat - Copper (21/64" ID x 9/16" OD x 1/16" Thk) Tank Mounting	38	503-0446	2	Clamp, Hose
11	504-0003	4	Clamp, Hose	39	SCREW, SET 803-0062	1	Water Pump with Flat Area on Shaft
12	526-0065	8	Pumps With Flat Area on Shaft (Replacement Kit - Includes 132-0110 Water Pump and Parts Marked *)		803-0062	2	*Water Pump with Keyed Area on Shaft
13	503-0183	1	Pumps With Keyed Area on Shaft	40	515-0249	1	*Key - Pulley to Water Pump
14	PUMP, WATER (See Separate Group for Components) 132-0262	1			SCREW, CAP - HEX HEAD 800-0005	2	Water Pump Mounting (1/4-20 x 3/4")
	132-0110	1		41	800-0005	2	Water Pump Mounting (1/4-20 x 3/4")
15	505-0101	2	Nipple, Pipe - Close (3/8")	42	800-0004	4	Heat Exchanger Mounting (1/4-20 x 5/8")
16	131-0130	1	Bar, Pump Holddown	43	WASHER, LOCK - SPRING 850-0040	2	Water Pump Mounting
17	511-0067	1	Belt, Centrifugal Water Pump		850-0040	4	Heat Exchanger Mounting
18	PULLEY KIT, WATER PUMP (Includes Set Screws) 512-0134	1	Water Pumps With Flat Area on Shaft	44	503-1261	1	Hose, Overflow (13")
	132-0252	1	*Water Pumps With Keyed Area on Shaft	45	130-0729	1	Gasket - Heat Exchanger Fresh Water End
19	GUARD, BELT 130-0591	1	Spec A Through Z	46	130-0730	1	Gasket - Heat Exchanger Raw Water End
	130-0920	1	Spec AA and AB	47	130-0731	1	Bonnet (Includes Gasket) Heat Exchanger Fresh Water End
	130-0591	1	Begin Spec AC	48	130-0732	1	Bonnet (Includes Gasket) Heat Exchanger Raw Water End
20	BRACKET, HEAT EXCHANGER AND GOVERNOR SPRING 130-2171	1	Spec A Through Q	49	130-0892	1	Stiffener, Filler Neck
	130-2167	1	Begin Spec R	50	821-0005	6	Screw, Locking Head Flange (10-32 x 1/2")
21	503-1196	1	Hose (3/4" ID x 54") Rubber - Total Length Required for All Hoses Except Raw Water Pump	51	821-0018	1	Screw, Locking Head - Flange (1/4-20 x 5/8")
22	505-0060	1	Tee, Pipe (3/8")	52	850-0040	1	Washer, Lock - Spring (1/4")
23	800-0041	4	Screw, Cap - Hex Head (5/16-18 x 4") Tank Mounting	53	862-0001	1	Nut, Hex (1/4-20)
24	503-0890	1	Hose (1/2" ID x 14") Rubber - Raw Water Pump to Heat Exchanger	54	800-0026	2	Screw, Cap - Hex Head (5/16-18 x 3/4")
25	821-0010	3	Screw, Locking Head - Flange (1/4-20 x 1/2")	55	850-0045	2	Washer, Lock - Spring (5/16")
26	526-0158	4	Washer, Flat (1/4")	56	526-0113	2	Washer, Flat (11/32" ID x 1" OD x 3/32" Thk)
27	502-0258	2	Nipple Half - Brass (3/8" x 2")				
28	502-0074	1	Elbow, Inverted Male - Manifold Water Line Inlet (Brass)				

* - Parts Included in 132-0262 Water Pump Replacement Kit

WATER PUMP PARTS - OPTIONAL



CS-1285

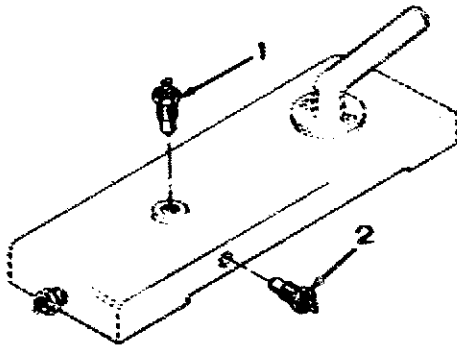
NOTE: This pump used on sets with optional heat exchanger.

REF. NO.	PART NO.	QTY. USED	PART DESCRIPTION
	132-0110	1	Pump, Water
	REPAIR KIT, WATER PUMP		
	132-0241	1	Pumps With Flat Area on Shaft (Includes Water Pump Pulley, Set Screws, Key and Parts Marked *)
	132-0240	1	Pumps With Keyed Area on Shaft (Includes Parts Marked #)
1		1	Body, Pump (Not Sold Separately)
2	132-0137	1	Cover, Pump
3	132-0114	1	*#Impeller
4	132-0101	1	*#Seal
5	132-0091	1	*#Face, Wear
6	132-0092	1	*#Seat, Seal
7	132-0112	1	*#Gasket, Cover
8	132-0113	6	*#Screw, Cover
9	132-0138	1	Screw, Cap - Used on Early Style Pumps
10	132-0139	1	Lockwasher - Used on Early Style Pumps
11	132-0140	1	Nut, Hex - Used on Early Style Pumps
12	132-0141	1	Plug, Drain - Used on Early Style Pumps
13	132-0142	1	Pedestal
14	SHAFT AND BEARING ASSEMBLY		
	132-0239	1	Pumps With Flat Area on Shaft (Repair Kit - Also Includes Water Pump Pulley, Set Screws and Key)
	132-0225	1	*#Pumps With Keyed Area on Shaft
15	132-0132	1	Ring, Snap
16	132-0224	1	Slinger, Fiber

* - Parts Included in 132-0241 Repair Kit.

- Parts Included in 132-0240 Repair Kit.

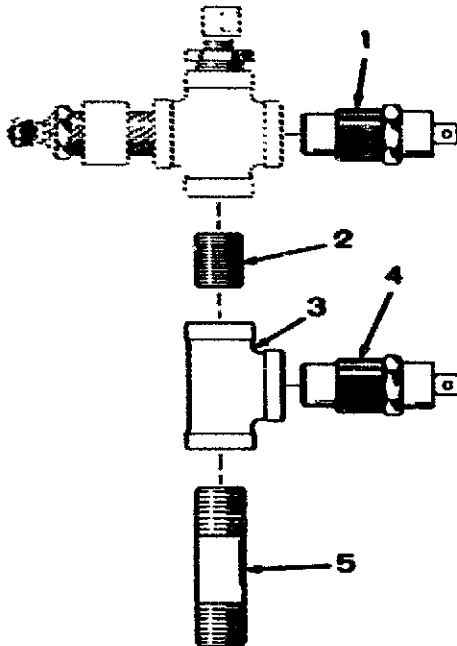
DUAL HIGH WATER TEMPERATURE SWITCH - OPTIONAL (RADIATOR COOLED)



SC-1117

REF. NO.	PART NO.	QTY. USED	PART DESCRIPTION
1	309-0178	1	Switch, High Water Temperature (Opens at 180° - Closes at 205°)
2	309-0179	1	Switch, High Water Temperature (Opens at 190° - Closes at 215°)

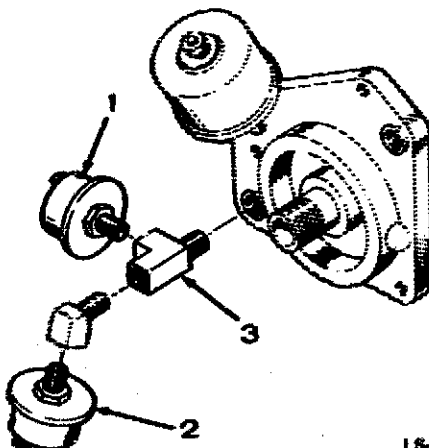
DUAL HIGH WATER TEMPERATURE SWITCH — OPTIONAL (CITY WATER COOLED)



BB-1133

REF. NO.	PART NO.	QTY. USED	PART DESCRIPTION
1	309-0178	1	Switch, High Water Temperature (Opens at 180° - Closes at 205°)
2	505-0101	1	Nipple, Pipe - Close (3/8" x 1-1/8")
3	505-0060	1	Tee, Pipe (3/8")
4	309-0179	1	Switch, High Water Temperature (Opens at 190° - Closes at 215°)
5	505-0075	1	Nipple, Pipe (3/8" x 2-1/2")

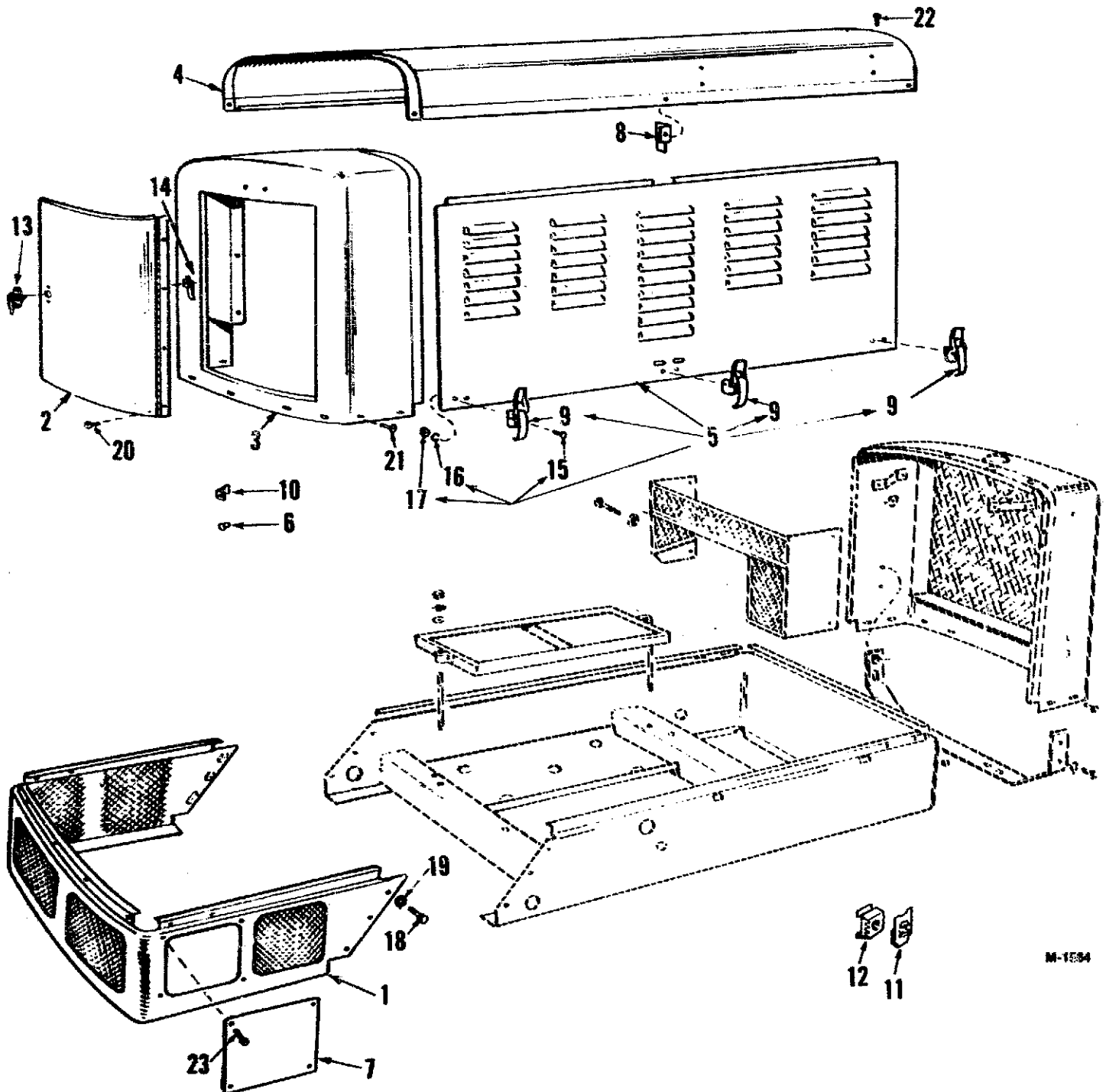
DUAL LOW OIL PRESSURE SWITCH - OPTIONAL



LS-1024

REF. NO.	PART NO.	QTY. USED	PART DESCRIPTION
1	309-0064	1	Switch, Low Oil Pressure (Closes at 9 lbs. Descending)
2	309-0169	1	Switch, Low Oil Pressure (Closes at 14 lbs. Descending)
3	502-0058	1	Tee, Street Pipe

HOUSING - OPTIONAL



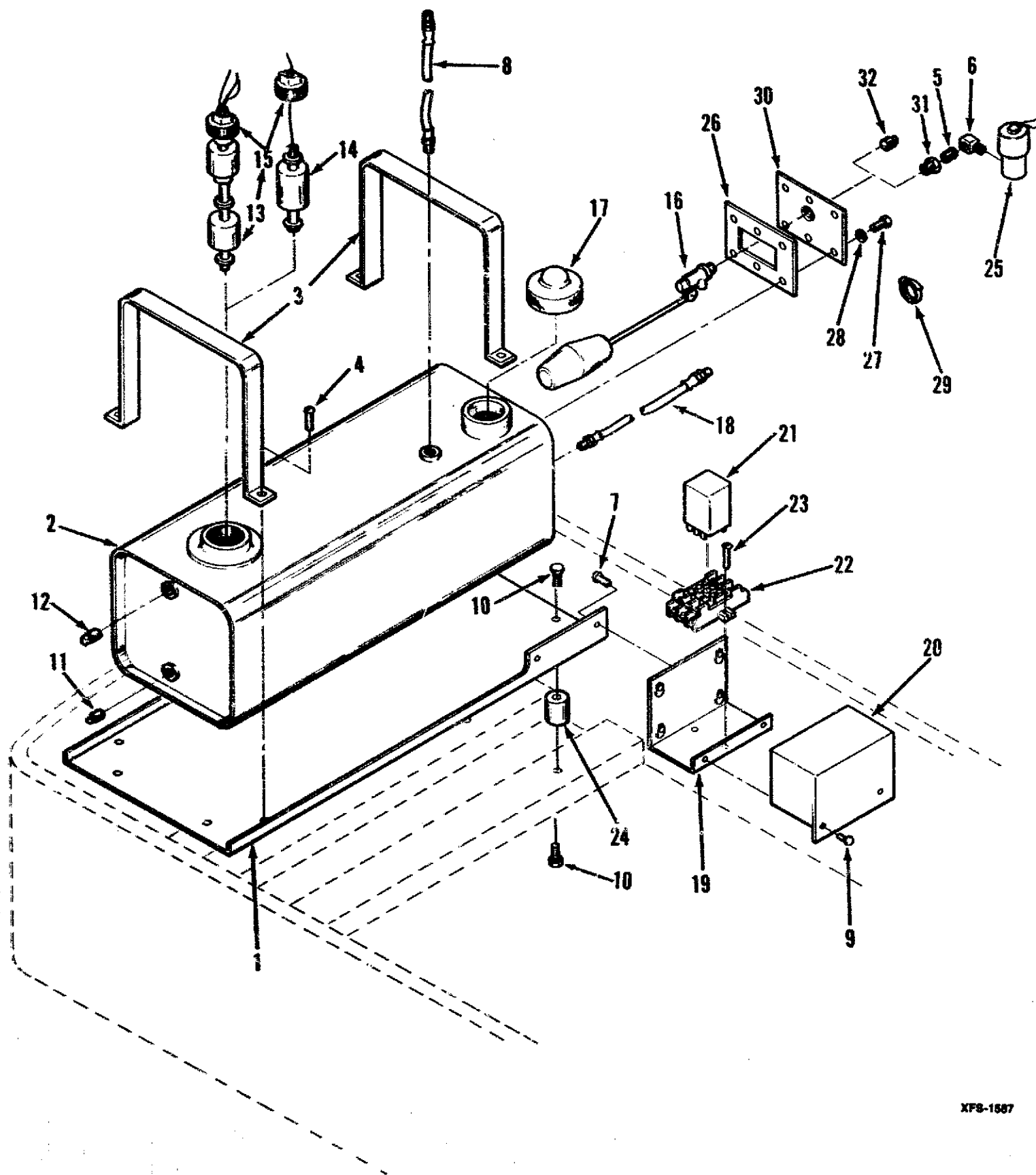
M-1534

HOUSING - OPTIONAL

REF. NO.	PART NO.	QTY. USED	PART DESCRIPTION
1	403-0477	1	Chassis Rear Section
2	405-1080	1	Panel, Rear Door NOTE: Early models sets using Rear Door Panel Knob also order 406-0157 Door Handle and 406-0089 Door Handle Catch
3	405-1081	1	Panel, Rear End
4	405-1319	1	Panel, Top
5	405-1084	2	Panel Assembly, Side (Includes Parts Marked #)
6	406-0002	1	Knob, Rear Door Panel - Used on Early Models
7	403-0373	1	Panel, Chassis
8	405-1181	2	Stop, Door - Side Panel Assembly
9	406-0105	6	#Fastener, Side Panel
10	406-0088	1	Catch, Rear Door Panel - Used on Early Models
11	870-0106	4	Nut, Speed - Rear Door Panel Mounting
12	870-0113	12	Nut, Speed Grip - Top Panel Mounting
13	406-0157	1	Handle, Door - Includes Mounting Hardware and Keys
14	406-0089	1	Catch, Door Handle
15	813-0098	12	#Screw, Machine - Round Head (#10-32 x 3/8") Fastener Mounting
16	850-0030	12	#Washer, Lock - Spring (#10) Fastener Mounting
17	#NUT (#10-32)		
	870-0053	8	Hex - End Fastener Mounting
	870-0298	4	Self Locking - Middle Fastener Mounting
18	800-0047	6	Screw, Cap - Hex Head (3/8-16 x 5/8") Rear Chassis to Front Chassis
19	850-0050	6	Washer, Lock - Spring (3/8") Rear Chassis to Front Chassis
20	809-0059	4	Screw, Pan Head (1/4" x 1/2") Rear Door Panel to Rear End Panel
21	821-0014	8	Screw, Locking Head (5/16-18 x 1/2") Rear Panel to Chassis)
22	821-0014	12	Screw, Locking Head (5/16-18 x 1/2") Top Panel Mounting
23	800-0024	4	Screw, Cap - Hex Head (5/16-18 x 1/2") Chassis Panel

- Parts Included in 405-1084 Side Panel Assembly.

INTEGRAL FUEL TANK - OPTIONAL **(OVERHEAD/UNDERGROUND SUPPLY APPLICATIONS)**



XFS-1587

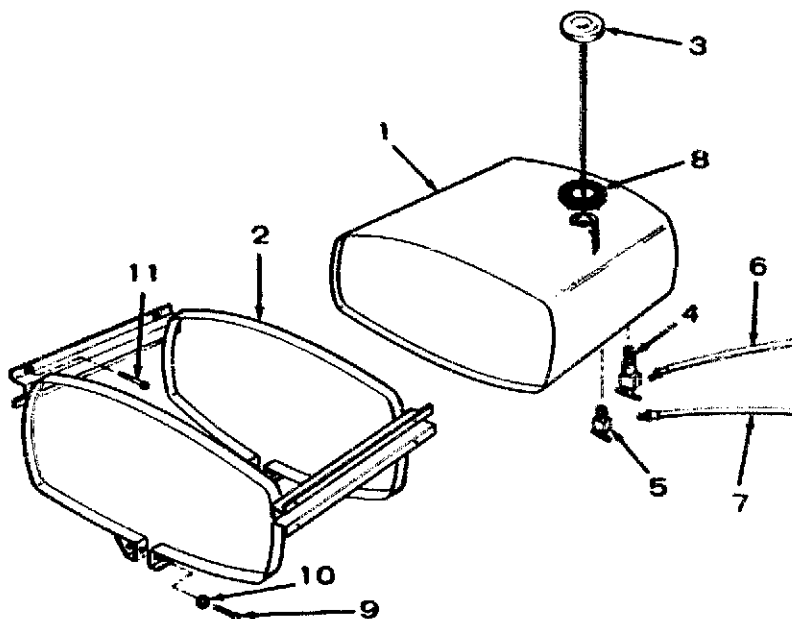
INTEGRAL FUEL TANK - OPTIONAL (OVERHEAD/UNDERGROUND SUPPLY APPLICATIONS)

REF. NO.	PART NO.	QTY. USED	PART DESCRIPTION	REF. NO.	PART NO.	QTY. USED	PART DESCRIPTION
1	415-0494	1	Plate, Mounting	17	159-0007	1	*Cap, Fuel Tank
2	415-0489	1	Tank, Fuel - 3-1/2 Gallons (Includes Parts Marked *)	18	501-0009	1	Line, Fuel - Supply - Tank to Engine (36")
3	415-0490	2	Strap, Tank Mounting	19	415-0463	1	Box, Control
4	812-0151	4	Screw, Machine - Round Head (1/4-20 x 3/4")	20	COVER, CONTROL BOX		
5	505-0098	1	Nipple, Close (1/8") (Overhead Applications)		415-0464	1	Underground Applications
6	505-0049	1	Elbow, Street (90°) (Overhead Applications)		415-0528	1	Overhead Applications
7	812-0148	2	Screw, Machine - Round Head (1/4-20 x 1/2")	21	307-1058	1	Relay
8	501-0007	1	Line, Fuel - Return - Engine to Tank (24")	22	323-0804	1	Socket, Relay
9	821-0004	2	Screw, Locking Head - Flange (#10-32 x 5/16")	23	812-0084	2	Screw, Machine - Round Head (#8-32 x 1")
10	821-0014	8	Screw, Locking Head - Flange (5/16-18 x 1/2")	24	402-0078	4	Mount, Rubber
11	505-0057	1	Plug, Square Head (1/8")	25	307-0565	1	Valve, Solenoid (Overhead Applications)
12	505-0110	1	Plug, Square Head (3/8")	26	415-0488	1	Gasket, Access Plate
13	415-0491	1	Switch, Float (Includes Mounting Plug) (Underground Applications)	27	800-0002	6	*Screw, Cap - Hex Head (1/4-20 x 3/8")
14	415-0466	1	Switch, Float (Overhead Applications)	28	526-0063	6	*Washer, Flat - Copper (17/64" ID x 7/16" OD x 1/32" Thk)
15	505-1050	1	Plug, Switch Mounting	29	332-0942	3	Tie, Cable
16	309-0410	1	Valve, Float (Overhead Applications)	30	415-0514	1	*Plate, Access
				31	505-0016	1	Bushing, Reducer (3/8" x 1/8") (Overhead Applications)
				32	505-0110	1	Plug, Square Head (3/8") (Underground Applications)

* - Parts Included in 415-0489 Fuel Tank

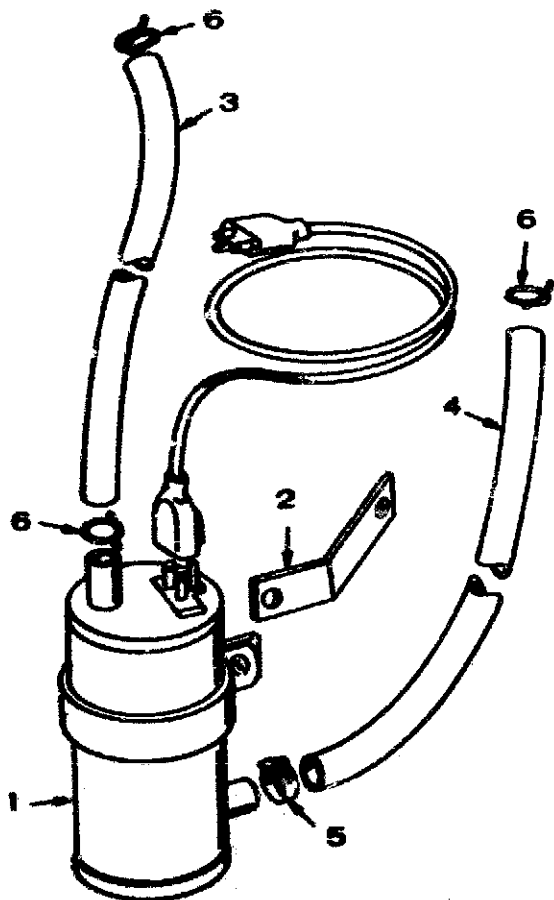
FUEL TANK (HOUSED SETS) - OPTIONAL

REF. NO.	PART NO.	QTY. USED	PART DESCRIPTION
1	159-0639	1	Tank, Fuel (15 Gallons)
2	159-0640	1	Band, Fuel Tank Holddown
3	159-0642	1	Cap and Indicator Assembly
4	504-0013	1	Valve and Screen Assembly
5	504-0007	1	Valve, Fuel Shut-Off - Tank Outlet
6	501-0005	1	Line, Flex Fuel (18-1/2") Tank to Pump
7	501-0066	1	Line, Flex Fuel (31") - Fuel Return
8	159-0751	1	Gasket - Tank Filler Neck to Housing Top Panel
9	812-0168	2	Screw (1/4-20 x 3-1/2"), Round Head
10	850-0040	2	Washer (1/4"), Lock
11	821-0010	8	Screw (1/4-20 x 1/2"), Self Locking



M-1135

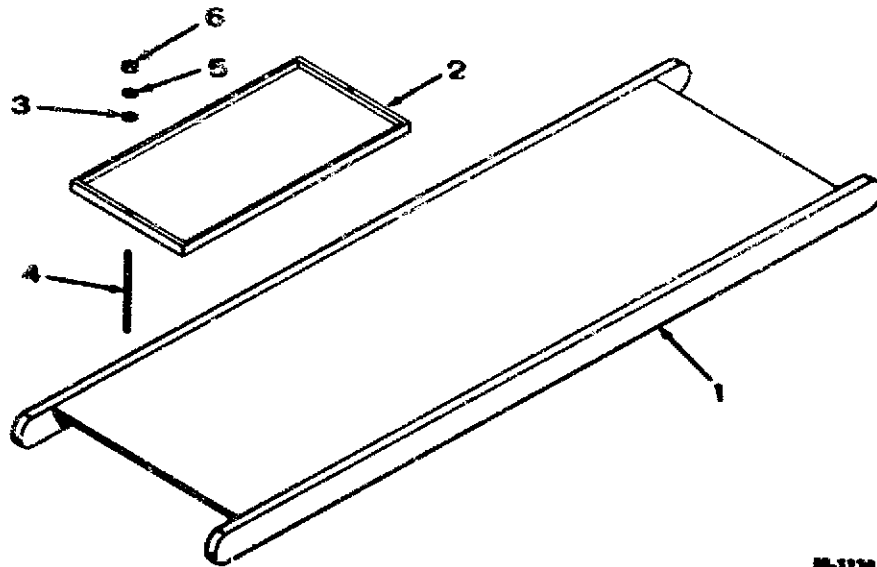
WATER JACKET HEATER - OPTIONAL



REF. NO.	PART NO.	QTY. USED	PART DESCRIPTION
1	333-0054	1	Heater, Water Jacket
2	130-0755	1	Bracket, Mounting
3	503-0833	1	Hose, Rubber (5/8" x 18")
4	503-0833	1	Hose, Rubber (5/8" x 20")
5	503-0183	1	Clamp, Hose
6	503-0197	3	Clamp, Hose

M-1136

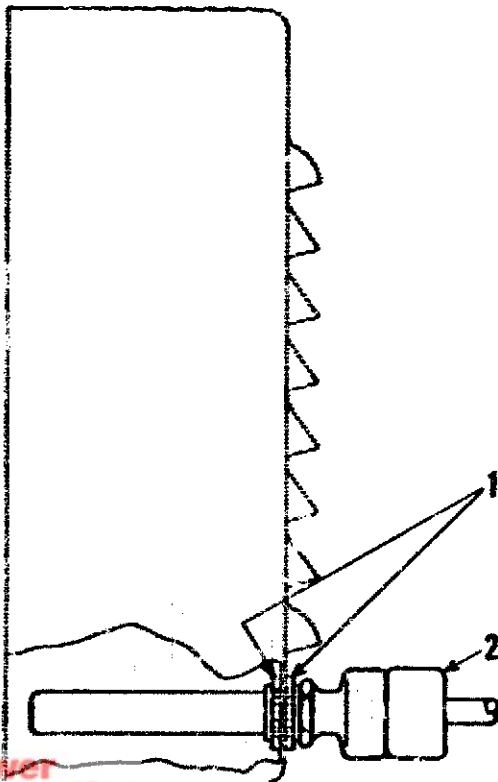
SKID AND BATTERY RACK - OPTIONAL



BB-1134

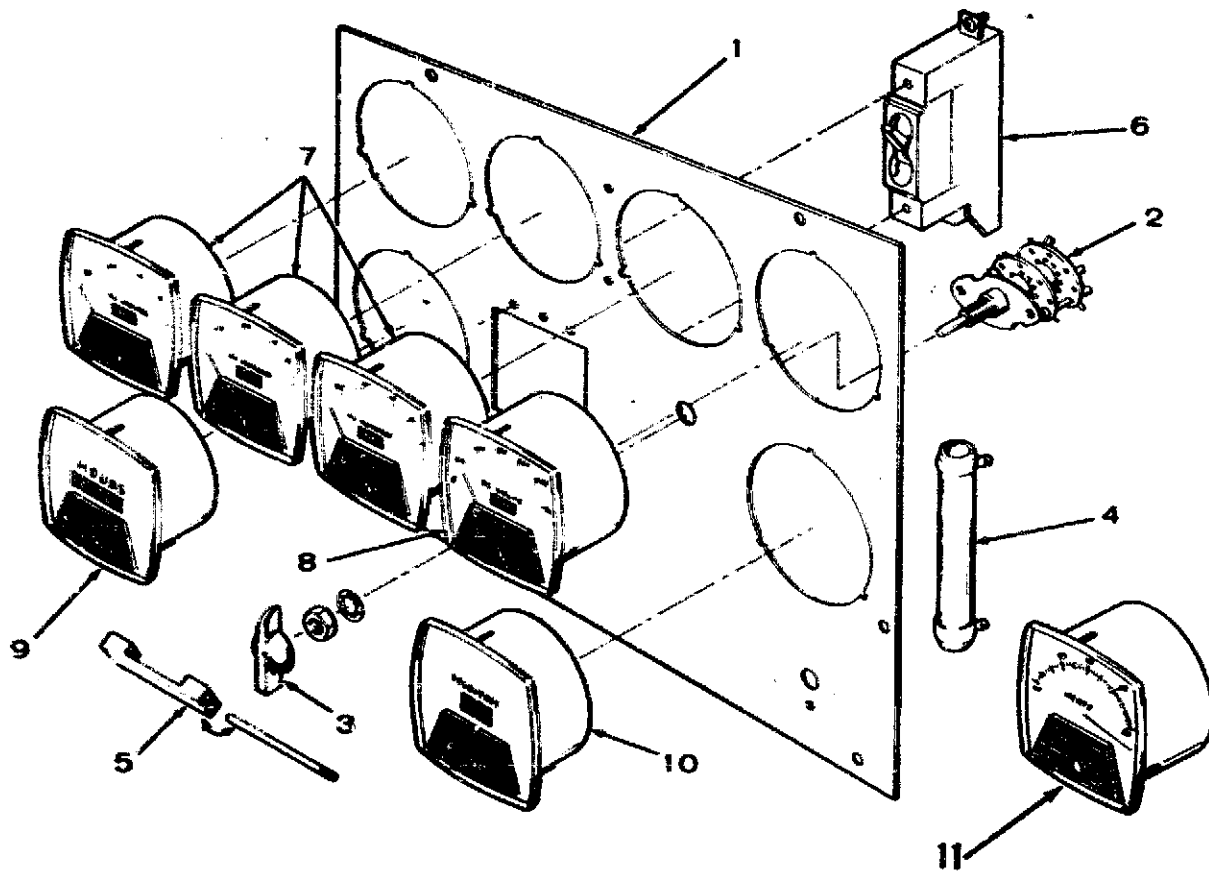
REF. NO.	PART NO.	QTY. USED	PART DESCRIPTION
1	403-0661	1	Skid
2	416-0502	1	Frame, Battery
3	526-0115	2	Washer, Flat (11/32" ID x 11/16" OD x 1/16" Thk)
4	520-0490	2	Stud, Battery Frame
5	850-0045	2	Washer, Lock - Spring (5/16")
6	862-0015	6	Nut, Hex (5/16-18)

GENERATOR SPACE HEATER - OPTIONAL



REF. NO.	PART NO.	QTY. USED	PART DESCRIPTION
1	331-0041	2	Nut, Lock (1/2") - Begin Spec AA
2	333-0184	1	Heater, Generator Space - Begin Spec AA

AC METER PANEL - OPTIONAL

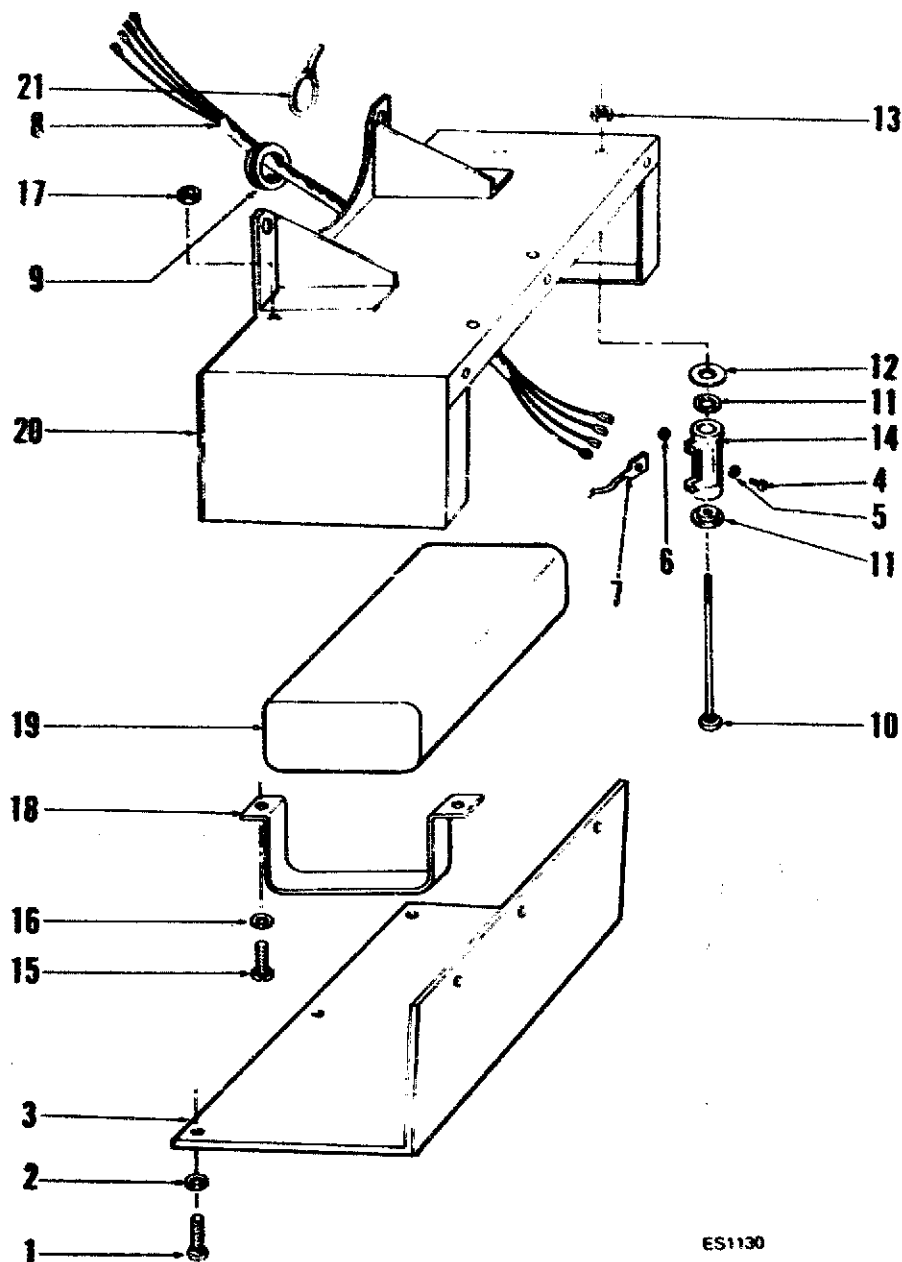


8C-1440

AC METER PANEL - OPTIONAL

REF. NO.	PART NO.	QTY. USED	PART DESCRIPTION	REF. NO.	PART NO.	QTY. USED	PART DESCRIPTION
1	PANEL, METER			7	AMMETER, AC (Select According to Scale)		
			120/208 Volts		302-0460	As Req.	Scale Reads 0-20
	301-2138	1	Spec A through Z		302-0418	As Req.	Scale Reads 0-30
			Sets Without Frequency Meter		302-0444	As Req.	Scale Reads 0-35
	301-2204	1	Sets With Frequency Meter		302-0419	As Req.	Scale Reads 0-50
	301-2204	1	Begin Spec AA		302-0458	As Req.	Scale Reads 0-80
			120/240 Volts	8	VOLTMETER, AC (Select According to Scale)		
			Spec A through Z		302-0421	1	Scale Reads 0-300
			Single Phase Sets		302-0612	1	Scale Reads 0-500
	301-1551	1	Sets Without Frequency Meter		302-0422	1	Scale Reads 0-600
	301-2288	1	Sets With Frequency Meter		302-0423	1	Scale Reads 0-750
			Three Phase Sets	9	METER, RUNNING TIME (Check Existing Meter for Part Number)		
	301-2138	1	Sets Without Frequency Meter				50 Hertz
	301-2204	1	Sets With Frequency Meter		302-0463	1	120 Volt
			Begin Spec AA		302-0469	1	240 Volt
	301-2288	1	Single Phase Sets				60 Hertz
	301-2204	1	Three Phase Sets		302-0465	1	120 Volt
	301-2204	1	127/220 Volts		302-0466	1	240 Volt
	301-2308	1	220/300 Volts		302-0467	1	480 Volt
	301-2308	1	240/416 Volts	10	METER, FREQUENCY (Select According to Hertz and Volts)		
			277/480 Volts				50 Hertz
			Spec A through Z		302-0234	1	100-150 Volt
	301-2330	1	Sets Without Frequency Meter		302-0256	1	200-250 Volt
			Sets With Frequency Meter		302-0825	1	480 Volt
	301-2308	1	Begin Spec AA		302-0768	1	600 Volt
	301-2308	1	347/600 Volts				60 Hertz
			Spec A through Z		302-0213	1	100-150 Volt
	301-2372	1	Sets Without Frequency Meter		302-0221	1	200-250 Volt
			Sets With Frequency Meter		302-0716	1	480 Volt
	301-2397	1	Begin Spec AA		302-0717	1	600 Volt
	301-3736	1	Broad Range Sets	11	METER, FREQUENCY - OPTIONAL "Pointer Type" (Select According to Hertz and Volts)		
	301-3732	1	Begin Spec AA				50 Hertz
2	308-0012	1	Switch, Voltage Selector - Three Phase Sets		302-0894	1	120/208 Volt
3	303-0076	1	Knob, Voltage Selector Switch - Three Phase Sets				120/240 Volt
4	304-0536	1	Resistor, Fixed (9,000 Ohm, 50 Watt) Running Time Meter - 600 Volt Sets		302-0893	1	Single Phase
5	BAR, CIRCUIT BREAKER TIE				302-0895	1	Three Phase
	320-0187	1	Sets With 3 Circuit Breakers		302-0893	1	277/480 Volt
	320-0202	1	Sets With 2 Circuit Breakers				60 Hertz
6	BREAKER, CIRCUIT (Select According to Existing Breaker)				302-0810	1	120/208 Volt
			Single Pole				120/240 Volt
	320-0017	As Req.	10 Amp, 120/240 Volt		302-0809	1	Single Phase
	320-0153	As Req.	40 Amp, 120/240 Volt		302-0811	1	Three Phase
	320-0198	As Req.	45 Amp, 120/240 Volt		302-0809	1	277/480 Volt
	320-0052	As Req.	50 Amp, 120/240 Volt				
	320-0195	As Req.	55 Amp, 120/240 Volt				
	320-0148	As Req.	70 Amp, 120/240 Volt				
			Three Pole Companion				
	320-0486	As Req.	20 Amp, 480 Volt				
	320-0487	As Req.	25 Amp, 480 Volt				
	320-0488	As Req.	30 Amp, 480 Volt				
	320-0514	As Req.	15 Amp, 600 Volt				
	320-0459	As Req.	20 Amp, 600 Volt				

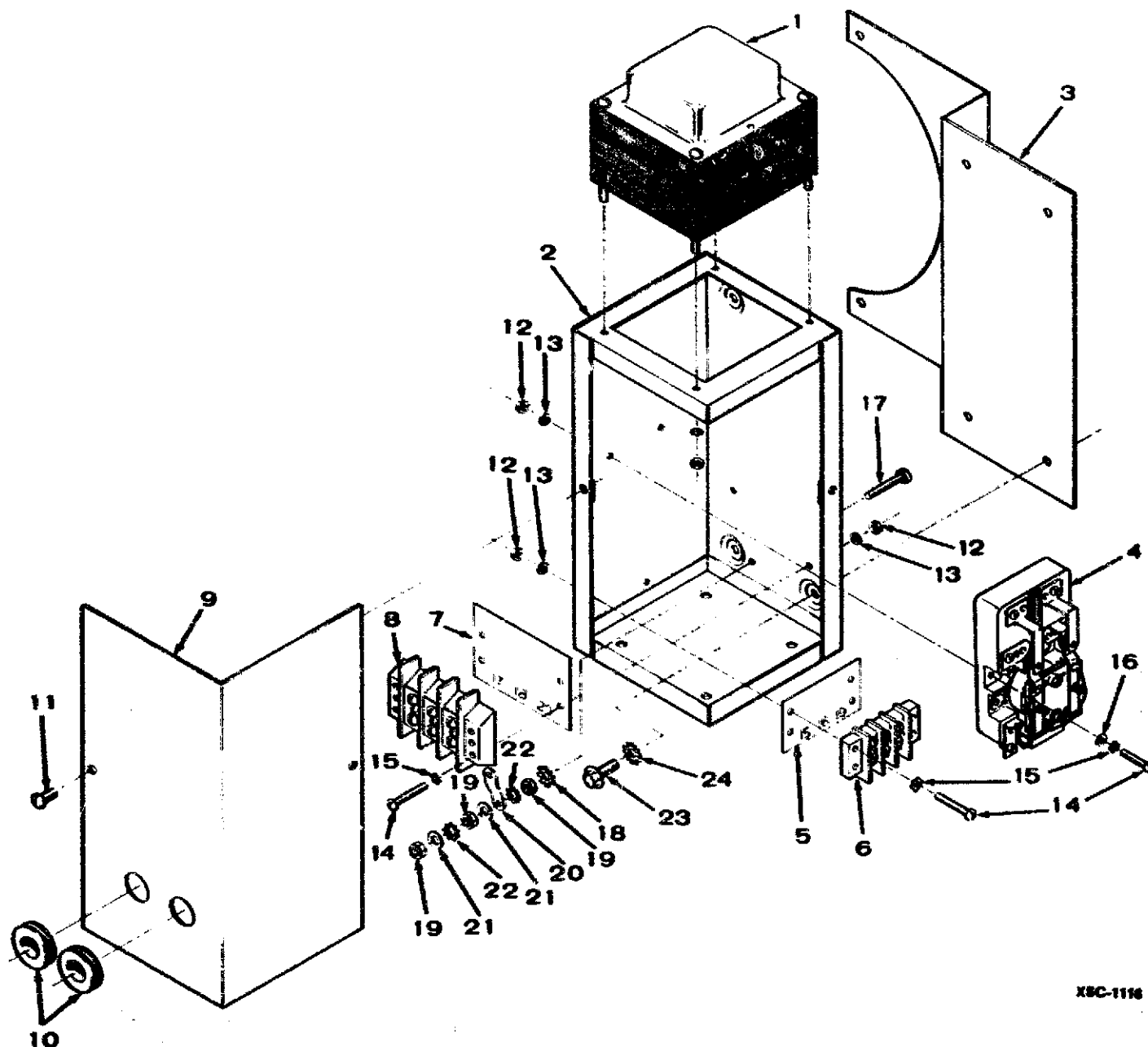
VOLTAGE REGULATOR FILTER (BEGIN SPEC AA) - OPTIONAL



ES1130

REF. NO.	PART NO.	QTY. USED	PART DESCRIPTION	REF. NO.	PART NO.	QTY. USED	PART DESCRIPTION
1	813-0098	6	Screw, Machine - Round Head (#10-32 x 3/8")	12	304-0292	2	Insulator, Resistor
2	850-0030	6	Washer, Lock - Spring (#10)	13	870-0053	2	Nut, Hex (#10-32)
3	232-2463	1	Cover, Housing	14	304-0120	2	Resistor, Fixed (2 Ohm, 25 Watt)
4	815-0001	4	Screw, Machine - Binding Head Brass (#6-32 x 1/4")	15	812-0079	4	Screw, Machine - Round Head (#8-32 x 1/2")
5	853-0003	4	Washer, Lock - ET (#6)	16	850-0025	4	Washer, Lock - Spring (#8)
6	860-0006	4	Nut, Hex (#6-32)	17	860-0008	4	Nut, Hex (#8-32)
7	332-1279	4	Terminal, Lug	18	312-0198	2	Bracket, Mounting - Capacitor
8	338-1165	1	Harness, Wiring	19	312-0197	1	Capacitor
9	508-0071	1	Grommet, Rubber	20	232-2462	1	Housing, Filter
10	813-0112	2	Screw, Machine - Round Head (#10-32 x 2-1/2")	21	332-0942	2	Tie, Cable
11	304-0015	4	Washer, Centering				

CONTINUOUS GLOW PLUG CONTROL (BEGIN SPEC AB) - OPTIONAL




X8C-1116

REF. NO.	PART NO.	QTY. USED	PART DESCRIPTION	REF. NO.	PART NO.	QTY. USED	PART DESCRIPTION
1	315-0433	1	Transformer (Includes Mounting Hardware)	14	812-0082	6	Screw, Machine - Round Head Steel (#8-32 x 3/4")
2	301-4428	1	Box, Control	15	853-0005	6	Washer, Lock - ET (#8)
3	301-4821	1	Bracket, Mounting	16	526-0048	2	Washer, Flat - Brass (.172 ID x 3/8" OD x 1/32" Thk)
4	307-1274	1	Relay	17	815-0203	1	Screw, Machine - Round Head Brass With ET (#10-32 x 7/8")
5	332-2566	1	Strip, Marker (Marked 19, 16,15)	18	856-0003	1	Washer, Lock - EIT (#10)
6	332-0406	1	Block, Terminal (2-21/32" lg)	19	871-0010	3	Nut, Hex - Brass (#10-32)
7	332-2567	1	Strip, Marker (Marked 17, 18,20)	20	332-0592	3	Jumper, Ground
8	332-0236	1	Block, Terminal (3-3/16" lg)	21	526-0049	2	Washer, Flat - Brass (.200 ID x 7/16" OD x 1/32" Thk)
9	301-4429	1	Cover, Control Box	22	853-0008	2	Washer, Lock - ET (#10)
10	508-0001	2	Grommet	23	821-0014	4	Screw, Cap - Hex Locking Washer Head (5/16-18 x 1/2")
11	815-0026	2	Screw, Machine - Truss Head (#10-32 x 3/8")	24	856-0008	4	Washer, Lock - EIT (5/16")
12	860-0003	6	Nut, Hex (#8-32)				
13	850-0025	6	Washer, Lock - Spring (#8)				

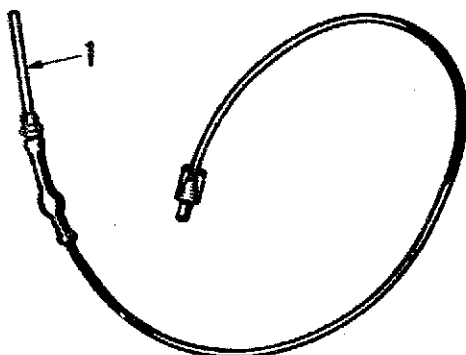
Redistribution or publication of this document by any means, is strictly prohibited.

LOW ENGINE TEMPERATURE SWITCH - OPTIONAL



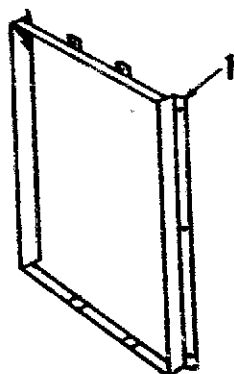
REF. NO.	PART NO.	QTY. USED	PART DESCRIPTION
1	309-0269	1	Switch, Low Engine Temperature

OIL BASE HEATER - OPTIONAL



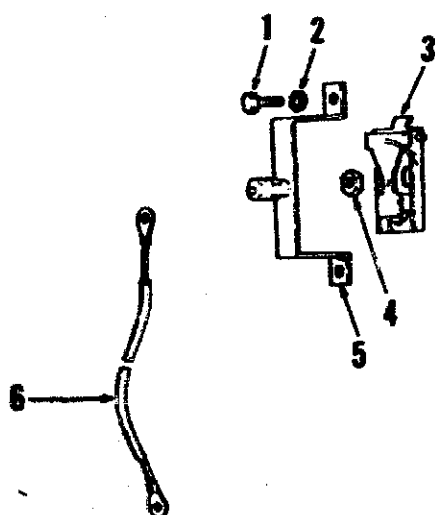
REF. NO.	PART NO.	QTY. USED	PART DESCRIPTION
1	102-0558	1	Heater, Oil Base

AIR DUCT ADAPTER FLANGE - OPTIONAL



REF. NO.	PART NO.	QTY. USED	PART DESCRIPTION
1	405-1157	1	Flange, Air Duct Adapter - Radiator Cooled Sets

OVERSPEED SWITCH - OPTIONAL



REF. NO.	PART NO.	QTY. USED	PART DESCRIPTION
1	SCREW 813-0100	2	Machine - Round Head (#10-32 x 1/2") Spec A Through Z
	800-0003	2	Cap - Hex Head (1/4-20 x 1/2") Begin Spec AA
2	WASHER, LOCK - SPRING 850-0030	2	#10 - Spec A Through Z
	850-0040	2	1/4" - Begin Spec AA
3	SWITCH, OVERSPEED 150-0956	1	60 Hertz Sets
	150-1681	1	50 Hertz Sets
4	868-0004	1	Nut, Jam - Hex Head (7/16-20)
5	BRACKET AND POINT ASSEMBLY 150-0958	1	Spec A Through Z
	150-1446	1	Begin Spec AA
6	336-9477	1	Lead - Overspeed Switch (Begin Spec AA)

Reproduction or circulation of this document by any means, is strictly prohibited.