


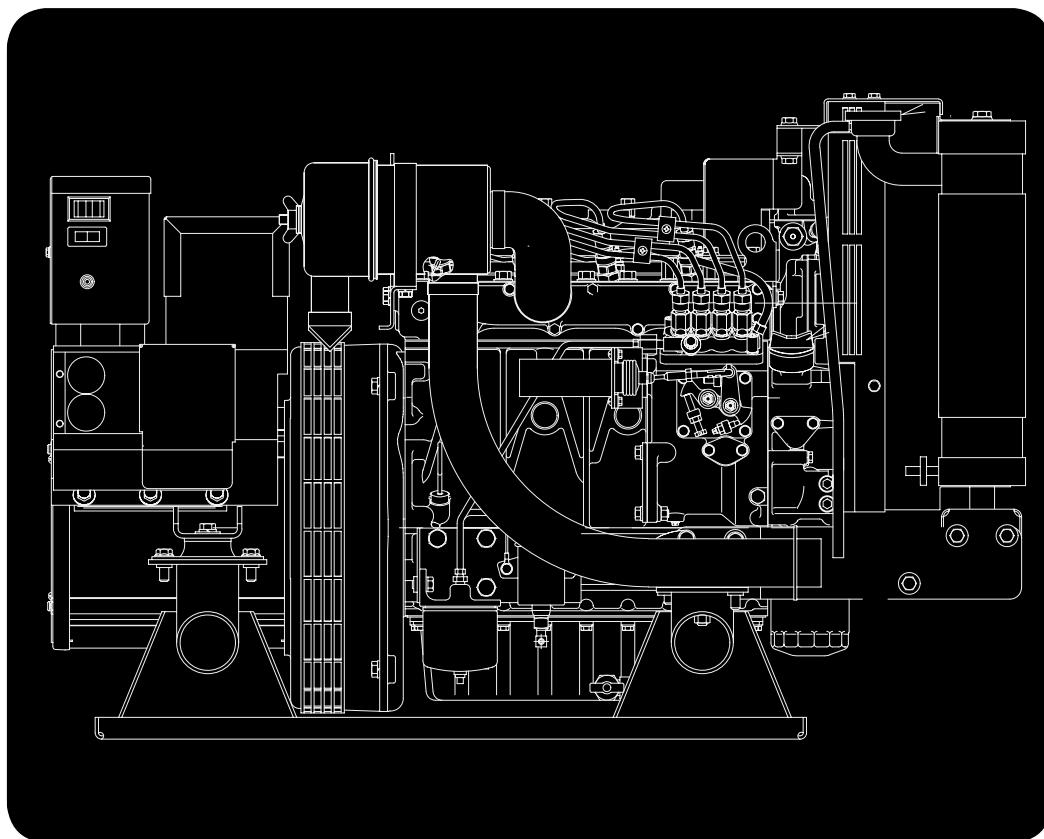


Commercial Mobile Power



Parts Catalog

Model HDKAG Spec A-F



Printed in U.S.A.

7/06

981-0252D
Replaces 7/03 (Spec A-E)

MODEL IDENTIFICATION

To avoid errors or delay in filling your parts order, always give the MODEL, SPEC NO. and SERIAL NO. from the Onan nameplate.

For handy reference, insert your nameplate information in the spaces below.

MODEL AND SPEC NO.

SERIAL NO.

DIGITAL CONTROL SOFTWARE VERSION
AND DATE (IF APPLICABLE)

SAFETY PRECAUTIONS

The following symbols are used in Onan manuals to alert users to the potentially dangerous conditions relating to maintenance of equipment and replacement of parts. Please read and observe.



This symbol warns of immediate hazards which will result in severe personal injury or death.



This symbol refers to a hazard or unsafe practice which can result in severe personal injury or death.



This symbol refers to a hazard or unsafe practice which can result in severe personal injury or product or property damage.

PRODUCT SAFETY PRECAUTIONS



Service and repair of Onan equipment must be performed by trained, experienced personnel only. Improper service or repair may result in property damage, severe personal injury or death. Do not use this catalog as a guide to servicing your equipment. Read and follow the IMPORTANT SAFETY INSTRUCTIONS in the Service Manual appropriate for the equipment you are working on.



Contact with USED ENGINE OILS has been identified by a United States federal agency and some USA state agencies as causing CANCER or REPRODUCTIVE TOXICITY. When checking or changing engine oils take all necessary precautions not to ingest, breathe the fumes or contact the used oil.



Contact with ASBESTOS has been identified by a United States federal agency and some USA state agencies as causing CANCER or REPRODUCTIVE TOXICITY. When handling engine gaskets take all necessary precautions not to ingest, breathe or contact the dust from the gaskets! Use adequate ventilation and wear protective gloves, masks and clothing!



Contact with BENZINE and LEAD, found in gasoline, fuel additives and solvents has been identified by a United States federal agency and some USA state agencies as causing CANCER or REPRODUCTIVE TOXICITY. When checking, draining or adding gasoline and fuel additives or using solvents take all necessary precautions not to ingest, breathe the fumes or contact the liquids. Use adequate ventilation and wear protective gloves, masks and protective clothing!

PSP-1

Introduction

This manual applies to the HDKAG Generator Set as listed in the Generator Set Data Table. Parts are arranged in groups of related items. Using the model and specification number from your generator set nameplate, select parts that apply to your set. Right and left sides are determined by facing the engine end (front) of the set.

Generator Set Data Table

MODEL AND SPECIFICATION	WIRING DIAGRAM NO.		ELECTRICAL DATA				FAN
	AC	DC	VOLTS	HZ	WIRE	PHASE	
8HDKAG/5007	—	—	110/220	50	3	1	Pusher
8HDKAG/11378	612-6743	612-6635-01	Reconnectable	50	12	3	Pusher
8HDKAG/11379	612-6743	612-6635-01	Reconnectable	50	12	3	Suction
8HDKAG/11473	612-6637-06	612-6635-01	110/220	50	4	1	Pusher
10HDKAG/5008	—	—	120/240	60	3	3	Pusher
10HDKAG/11323	612-6743	612-6635-01	120/240	60	4	3	Suction
10HDKAG/11435	612-6637-01	612-6635-01	120/240	60	4	1	Suction
10HDKAG/11509	612-6637-07	612-6635-01	100/200	60	4	1	Pusher
10HDKAG/61730	612-6637	612-6635-01	120/240	60	4	1	Suction
10HDKAG/61731	612-6637	612-6635-01	120/240	60	4	1	Pusher
10HDKAG/61732	612-6743	612-6635-01	120/208	60	4	3	Suction
10HDKAG/61733	612-6743	612-6635-01	120/208	60	4	3	Pusher
10HDKAG/61996	612-6657	612-6635-01	120/240	60	4	1	Suction
10HDKAG/66046	612-6637-01	612-6635-01	120/240	60	4	1	Suction
10HDKAG/5280	—	—	100/200	60	3	1	Pusher

* – The diagonal line (/) in the model and specification number separates generator set characteristics from the specification number and letter. The specification number denotes customer requested options or deviations from a standard model. The specification letter advances (A to B, B to C, etc.) with major manufacturing changes.

Index

Adapter, Exhaust Flange, **50**
Adapter, Fuel Pump Reducing, **41**
Adapter, Generator (Engine End), **12**
Adapter, Generator (Generator End), **54**
Adapter, Pressure Switch Pipe, **8**
Alternator, **39**
Apparatus, Idle, **18**
Arm, Rocker, **30, 31**
Armature, Starter, **13**

Ball, Crankshaft, **10**
Ball, Starter, **13**
Ball, Valve Seat, **35, 36**
Band, Air Cleaner, **43**
Base, Aluminum, **41**
Bearing, Alternator, **40**
Bearing, Connecting Rod, **9**
Bearing, Crankshaft, **10**
Bearing, Fuel Camshaft, **15, 16**
Bearing, Generator, **54**
Bearing, Governor, **19**
Bearing, Governor Weight, **15**
Bearing, Starter, **13**
Bearing, Water Pump, **37, 38**
Belt, Fan, **39**
Block, Cylinder, **8**
Block, Generator Brush, **54**
Box, Control (AC), **56**
Box, Control (DC), **58**
Box, Remote Mount CB, **59**
Bracket, Air Cleaner, **43**
Bracket, Coolant Tank, **46**
Bracket, Engine/Radiator Mounting, **52**
Bracket, Fuel Pump, **41**
Bracket, Lifting, **43**
Bracket, Radiator Mounting, **52**
Bracket, Radiator Support, **45**
Bracket, Rocker Arm, **30, 31**
Bracket, Solenoid, **42**
Breaker Assy, Circuit, **58**
Breaker, Circuit (AC), **56**

Breaker, Circuit (DC), **58**
Breaker, Mount Remote Circuit, **59**
Breaker/Terminal, Circuit, **58**
Brush, Alternator, **40**
Brush, Generator, **54**
Bushing, Alternator Insulation, **40**
Bushing, Connecting Rod, **9**
Bushing, Control Box Strain Relief, **56**
Bushing, Governor Gear, **8**
Bushing, Idle Gear, **11**
Bushing, Remote Circuit Breaker Reducer, **59**

Cover, Thermostat, **32**
Cam, Fuel, **15**
Camshaft, **11**
Camshaft, Fuel, **15, 16**
Cap, Cylinder Block Sealing, **8**
Cap, Cylinder Head Sealing, **23, 24**
Cap, Engine Stop Lever, **18**
Cap, Engine Stop Lever Sealing, **18**
Cap, Idle Apparatus, **18**
Cap, Injection Pump Eye Joint, **20**
Cap, Radiator, **45**
Cap, Valve, **30, 31**
Case, Main Bearing, **14**
Circlip, Governor External, **19**
Circlip, Governor Shaft, **15**
Circlip, Idle Gear, **11**
Circlip, Piston Pin, **9**
Circlip, Rocker Arm External, **30**
Clamp, Hose, **34**
Clamp, Injection Pipe, **25**
Clamp, Injection Pump Wire, **21**
Clamp, Radiator Loop, **45**
Cleaner, Air, **43**
Clip, Stop Solenoid Rod End, **42**
Clutch, Starter, **13**
Cock, Drain, **8**
Collar, Alternator, **40**
Collar, Crankshaft, **10**
Collar, Fan, **39**

Index

Collar, Governor Shaft, **15**
Collar, Idle Gear, **11**
Collar, Injection Pump Eye Joint, **20**
Collar, Miniature Bearing, **19**
Collet, Valve Spring, **30, 31**
Comp. Valve, Breather, **34**
Component, Starter, **13**
Components, Alternator, **40**
Components, Injection Pump, **21**
Components, Nozzle Holder (Begin Spec C), **27, 29**
Components, Nozzle Holder (Spec A, B), **26**
Components, Starter, **13**
Connector, Fuel Filter Inverted Male, **41**
Control, AC, **55**
Cord, Glow Plug, **25, 28**
Cord, Starter Stop Solenoid, **13**
Coupler Assy, Alternator, **39**
Cover, AC Control, **56**
Cover, Air Cleaner, **43**
Cover, Alternator Bearing, **40**
Cover, Alternator End, **40**
Cover, Bearing Case, **14**
Cover, Breather, **34**
Cover, Cylinder Head, **33, 34**
Cover, Cylinder Head Oil Fill, **33**
Cover, DC Control, **58**
Cover, Endbell, **54**
Cover, Fork Lever Shaft, **19**
Cover, Gearcase Oil Fill, **35**
Cover, Hole, **20**
Cover, Oil Filter Hole, **35, 36**
Cover, Oil Pump, **35, 36**
Cover, Pump, **18**
Cover, Regulator, **56**
Cover, Remote Mount CB Junction Box, **59**
Cover, Starter, **13**
Cover, Starter Hole, **35**
Crankshaft, **10**

DC Control, **57**
Disc, Generator Drive, **54**

Edging, **54**
Elbow, 90 Degree Hose, **41**
Elbow, Exhaust, **50**
Element, Air Cleaner, **43**
Element, Breather, **33**
Element, Fuel Filter, **41**
Endbell, **54**
Engine, Replacement, **8**

Fan, Generator, **54**
Fan, Radiator, **39**
Filter, Fuel, **41**
Filter, Oil, **35**
Flange, Injection Pump Sleeve, **21**
Flange, Water, **32**
Flange, Water Pump, **37, 38**
Flywheel, **12**
Frame, Alternator Drive End, **40**
Frame, Alternator End, **40**
Frame, Starter End, **13**

Gasket, **18, 34**
Gasket, Air Bleeder Screw, **25, 28**
Gasket, Bearing Case, **14**
Gasket, Bearing Case Cover, **14**
Gasket, Cylinder Block Plug, **8**
Gasket, Cylinder Head, **23, 24**
Gasket, Cylinder Head Cap Nut, **33**
Gasket, Cylinder Head Cover, **33, 34**
Gasket, Delivery Valve, **21**
Gasket, Exhaust Manifold, **50**
Gasket, Fork Lever Shaft Cover, **19**
Gasket, Fuel Pump, **20**
Gasket, Gearcase, **35, 36**
Gasket, Injection Pump, **21**
Gasket, Injection Pump Eye Joint, **20, 22**
Gasket, Inlet Manifold, **49**
Gasket, Nozzle Holder, **25**
Gasket, Oil Pan, **47**
Gasket, Pump Cover, **18**
Gasket, Speed Control Plate, **17**

Index

- Gasket, Starter Hole Cover, **35**
- Gasket, Thermostat, **32**
- Gasket, Water Flange, **32**
- Gasket, Water Pump, **37, 38**
- Gauge, Coolant Temperature, **62**
- Gauge, Oil Pressure, **62**
- Gauge, Remote Oil Pressure , **66**
- Gauge, Remote Water Temperature (Remote Panel), **66**
- Gear Assy, Idle, **11**
- Gear, Starter, **13**
- Gear, Cam, **11**
- Gear, Crankshaft, **10**
- Gear, Governor, **15**
- Gear, Injection Pump, **15, 16**
- Gear, Oil Pump Drive, **10**
- Gear, Ring, **12**
- Gearcase, **35, 36**
- Generator, **53**
- Governor, **19**
- Grommet, Saddle, **56**
- Guard, Belt, **45**
- Guard, Control (AC), **56**
- Guard, Generator Fan, **54**
- Guide, Valve, **23, 24**

- Harness, AC, **56**
- Harness, Adapter, **61**
- Harness, Control Box Extension, **60**
- Harness, Customer Interface Pigtail, **60**
- Harness, DC, **58**
- Harness, Engine, **58**
- Harness, Remote, **61**
- Harness, Remote 6", **61**
- Harness, Remote Panel, **62**
- Harness, Remote Panel (Gauges), **66**
- Harness, Remote Panel (Switch Only), **63**
- Harness, Remote Panel (Switch/Hourmeter), **64**
- Harness, Remote Panel (Switch/Voltmeter), **65**
- Harness, Remote Panel Extension, **60**
- Harnesses, **60**
- Head, Cylinder, **23, 24**

- Holder Assy, Nozzle, **25, 28**
- Holder, Alternator Brush, **40**
- Holder, Delivery Valve, **21**
- Holder, Governor Gear, **15**
- Holder, Nozzle, **25, 28**
- Holder, Starter Brush, **13**
- Hook, Engine, **23, 24**
- Hose, Air Cleaner, **43**
- Hose, Oil Drain, **47**
- Hose, Overflow, **45**
- Hose, Radiator Elbow, **45**
- Hose, Upper Radiator, **45**
- Housing Assy, Starter, **13**
- Hub, Drive, **54**

- Impeller, Water Pump, **37, 38**
- Indicator, Oil Level, **8**
- Insulator, **58**
- Isolator, Cooling System Vibration, **45**
- Isolator, Drip Pan Vibration, **52**
- Isolator, Vibration, **58**

- Joint, Breather Pipe, **33**
- Joint, Injection Pump Eye, **20**
- Joint, Oil Filter Pipe, **35, 36**
- Joint, Stop Solenoid Ball, **42**

- Key, Camshaft, **11**
- Key, Crankshaft, **10**
- Key, Fuel Camshaft Woodruff, **15, 16**
- Kit, Engine Gasket, **67**
- Kit, Overflow Recovery Tank, **46**
- Kit, Remote Mount CB Box, **59**
- Kit, Remote Panel (Gauges), **66**
- Kit, Remote Panel (Switch Only), **63**
- Kit, Remote Panel (Switch/Hourmeter), **64**
- Kit, Switch/Voltmeter, **65**

- Labels, **67**
- Lever Assy, Governor, **17**
- Lever, Engine Stop, **17**

Index

- Lever, Fork, **19**
- Lever, Governor, **18**
- Lever, Speed Control, **17**
- Lever, Thrust, **19**
- Line, Fuel Filter, **41**
- Line, Fuel Pump, **41**
- Link, Solenoid, **42**

- Manifold, Exhaust, **50**
- Manifold, Intake, **49**
- Meter, Gauge Panel Voltage, **66**
- Meter, Hour (Remote Panel), **64**
- Meter, Remote Gauge Panel Hour , **66**
- Meter, Remote Switch Voltage, **65**
- Meter, Time Totalizing, **62**
- Muffler, **50**

- Nipple, Oil Pressure Close, **8**

- O' Ring, **34**
- O'Ring, Crankshaft Collar, **10**
- O'Ring, Cylinder Block Pipe Pin, **8**
- O'Ring, Cylinder Head Oil Fill Cap, **33**
- O'Ring, Delivery Valve Holder, **21**
- O'Ring, Dust Ejector Valve, **43**
- O'Ring, Gearcase Cover, **35**
- O'Ring, Gearcase Oil Fill Cover, **35**
- O'Ring, Generator Rotor, **54**
- O'Ring, Injection Pump, **21**
- O'Ring, Oil Filter Hole Cover, **35, 36**
- O'Ring, Oil Pickup Tube, **47, 48**
- O'Ring, Speed Control, **17**
- O'Ring, Starter, **13**

- Pan, Drip, **52**
- Pan, Oil, **47, 48**
- Panel, Printed, **63, 64, 65, 66**
- Panel, Remote (Gauge), **66**
- Panel, Remote (Single Switch), **63**
- Panel, Remote (Switch/Hourmeter), **64**
- Panel, Remote (Switch/Voltmeter), **65**

- Panel, Remote Gauge, **62**
- PCB, Engine Monitor, **58**
- Piece, Component Nozzle, **26**
- Piece, Component Nozzle Holder Distance, **26**
- Piece, Spec C Nozzle, **27, 29**
- Piece, Spec C Nozzle Holder Distance, **27, 29**
- Pin, Cylinder Block Pipe, **8**
- Pin, Cylinder Block Start Spring, **8**
- Pin, Cylinder Block Straight, **8**
- Pin, Flywheel Dowel, **12**
- Pin, Injection Pump Joint, **21**
- Pin, Piston, **9**
- Pin, Speed Control Spring, **17**
- Pin, Tappet Guide, **21**
- Pipe, Breather, **33**
- Pipe, Injection, **25, 28**
- Pipe, Oil Pressure Cross, **8**
- Pipe, Overflow, **25, 28**
- Pipe, Starter Drain, **13**
- Pipe, Water Flange Return, **32**
- Pipe, Water Pump, **37**
- Pipe, Water Pump Return, **37, 38**
- Piston, **9**
- Plate Assy, Control, **17**
- Plate, Breather Element, **33**
- Plate, CB Cover, **56**
- Plate, Injection Pump, **21**
- Plate, Retainer, **40**
- Plate, Speed Control, **17**
- Plug, Cylinder Block, **8**
- Plug, Cylinder Head, **23, 24**
- Plug, Drain, **41**
- Plug, Gearcase, **35, 36**
- Plug, Glow, **25, 28**
- Plug, Oil Filler, **34**
- Plunger, Injection Pump, **21**
- Pulley, Alternator, **40**
- Pulley, Fan, **39**
- Pulley, Fan Drive, **39**
- Pump, Electric Fuel, **41**
- Pump, Fuel, **41**

Index

- Pump, Injection, **20, 21, 22**
Pump, Water, **37, 38**
- Rack, Injection Pump Control, **21**
Radiator, **45**
Rectifier, DC Control, **58**
Rectifier, Alternator, **40**
Regulator, Alternator, **40**
Regulator, Automatic Voltage, **56**
Relay, Start Solenoid, **58**
Resonator, Exhaust, **50**
Retainer, Spring, **31**
Retainer, Starter, **13**
Retainer, Valve Spring, **30**
Ring, Collector, **54**
Rod Assy, Connecting, **9**
Rod, Nozzle Holder Push, **26**
Rod, Push, **11**
Rod, Spec C Nozzle Holder Push, **27, 29**
Roller, Starter, **13**
Rotor Assy, Oil Pump, **35, 36**
Rotor, Alternator, **40**
Rotor, Generator, **54**
- Seal, Bearing Case Oil, **14**
Seal, Engine Stop Lever Oil, **17**
Seal, Gearcase Cover Oil, **35, 36**
Seal, Valve Stem, **30, 31**
Seal, Water Pump Mechanical, **37, 38**
Seat, Injection Pump Spring, **21**
Seat, Valve, **35, 36**
Sender, Oil Pressure, **8**
Sender, Water Temperature, **32**
Set, Piston Ring, **9**
Shaft Assy, Rocker Arm, **30**
Shaft, Fork Lever, **19**
Shaft, Governor, **15**
Shaft, Governor Weight, **15**
Shaft, Idle Gear, **11**
Shaft, Rocker Arm, **31**
Shaft, Stop Lever, **17**
- Shield, Breather, **34**
Shield, Breather Oil, **33**
Shim, Component Injection Pump, **21**
Shim, Injection Pump, **20, 22**
Shroud, Fan, **45**
Sleeve, Crankshaft, **10**
Sleeve, Governor, **15**
Sleeve, Injection Pump Control, **21**
Solenoid, Stop, **42**
Spacer, Fan, **54**
Spring, Alternator Brush, **40**
Spring, Delivery Valve, **21**
Spring, Generator Brush, **54**
Spring, Governor, **19**
Spring, Governor Start, **19**
Spring, Injection Pump Plunger, **21**
Spring, Nozzle, **26**
Spring, Rocker Arm, **30, 31**
Spring, Spec C Nozzle, **27, 29**
Spring, Starter, **13**
Spring, Starter Brush, **13**
Spring, Stop Lever Shaft Return, **17**
Spring, Valve, **30, 31**
Spring, Valve Seat, **35, 36**
Standoff, Cover, **56**
Starter, **12**
Stator, Generator, **54**
Stay, Alternator, **39**
Stopper, Camshaft, **11**
Stopper, Fuel Camshaft, **15**
Strap, Bond, **52**
Support, Radiator Mounting, **45**
Switch, Hourmeter Panel, **64**
Switch, Pressure, **8**
Switch, Remote Gauge Panel, **66**
Switch, Remote Panel, **63**
Switch, Rocker, **62**
Switch, Start/Stop, **58**
Switch, Starter Magnetic, **13**
Switch, Voltmeter Panel, **65**
System, Cooling, **44**

Index

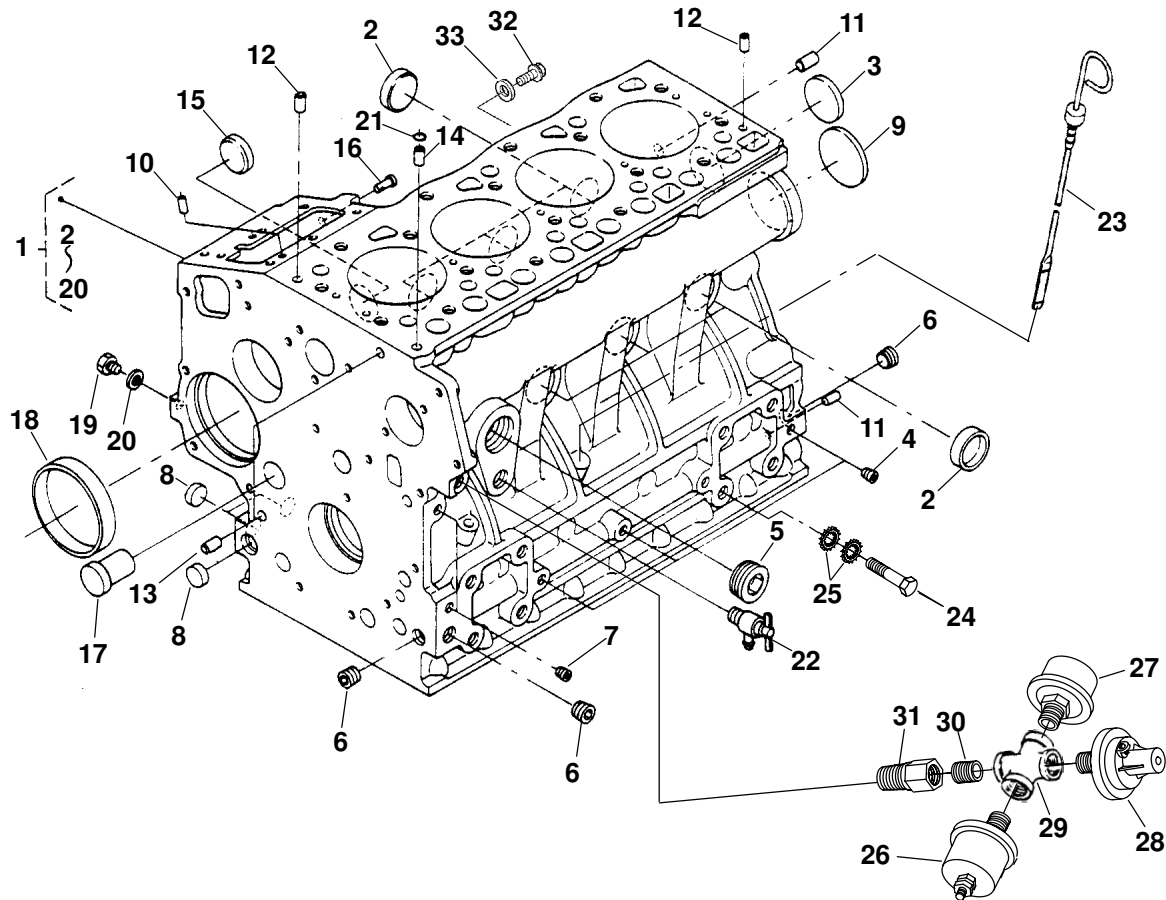
Tank, Coolant Recovery, **46**
Tank, Radiator Recovery, **46**
Tappet, Camshaft, **11**
Tappet, Injection Pump, **21**
Thermostat, **32**
Tub, Breather, **34**
Tube, Oil Pickup, **47**
Tube, Radiator, **45**
Valve, **31**

Valve, Delivery, **21**
Valve, Dust Ejector, **43**
Valve, Oil Drain Shutoff, **47**
Valves, **30**
Voltmeter, **62**

Weight, Governor, **15**

Yoke, Starter, **13**

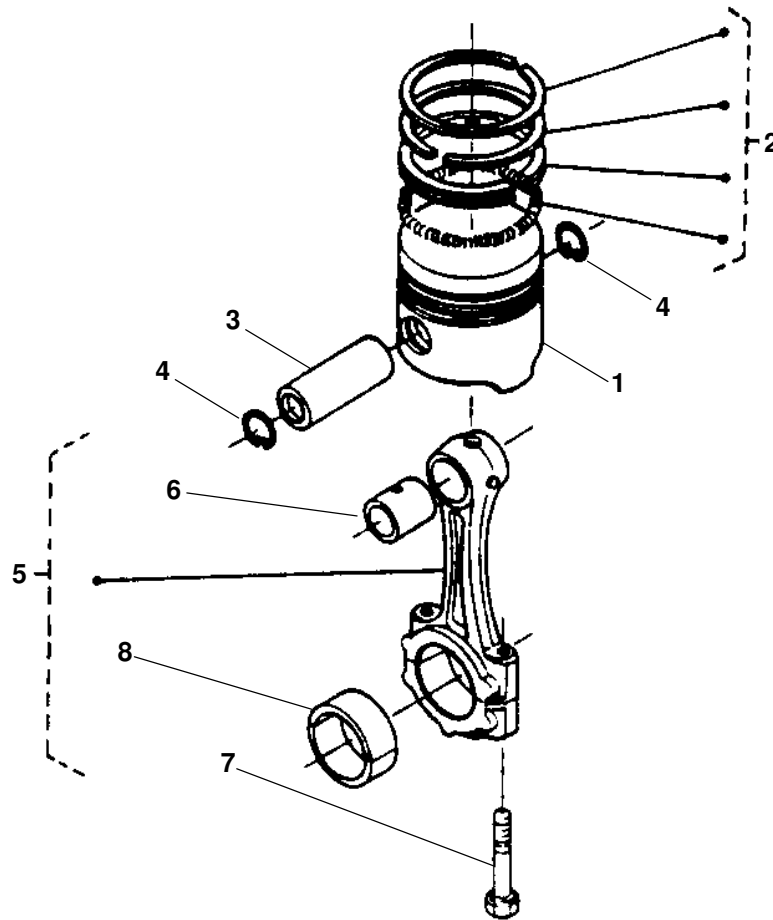
Cylinder Block



REF NO.	PART NO.	QTY USED	PART DESCRIPTION	REF NO.	PART NO.	QTY USED	PART DESCRIPTION
			Engine, Replacement	14	185-6469	1	*Pin, Pipe
	100-3217	1	Spec A, B	15	185-7212	1	*Plug
	100-3384-S0	1	Spec C	16	306-5103	1	*Pin, Start Spring
	100-3708	1	Spec D	17	185-6471	1	*Plug
	100-3960	1	Begin Spec F	18	185-6472	1	*Bushing, Governor Gear
	168-0225	1	Kit, Engine Gasket	19	185-5845	1	*Plug
1			Block, Cylinder (Includes Parts Marked *)	20	185-2338	1	*Gasket
	185-6466	1	Spec A, B	21	185-2095	1	O'Ring (Spec C)
	185-7245	1	Spec C	22	185-5490	1	Cock, Drain
	110-3962	1	Begin Spec F	23	123-2019-01	1	Indicator, Oil Lever
2	185-5484	6	*Cap, Sealing	24	815-0586	1	Screw, Hex Head Cap (M10 x 1.25 x 18mm)
3	185-2412	1	*Cap, Sealing	25	856-0010	2	Washer, EIT Lock (3/8")
4	185-2188	4	*Plug	26	193-0244	1	Sender, Oil Pressure (E1)
5			*Plug	27	309-0641-05	1	Switch, Pressure (S1)
	185-6467	1	Spec A, B	28	309-0159	1	Switch, Pressure (S6)
	185-6856	1	Begin Spec F	29	505-0763	1	Pipe, Cross
6	185-6468	3	*Plug	30	505-0098	1	Nipple, Close
7	185-2233	2	*Plug	31	502-0917	1	Adapter, Pipe
8	185-6121	3	*Plug	32	185-2572	1	Bolt, Flange
9	185-6040	1	*Plug	33	185-2284	1	Gasket
10	185-5486	2	*Pin, Straight				
11	185-5487	2	*Pin, Straight				
12	185-7420	2	*Pin, Straight				
13	185-2115	2	*Pin, Pipe				

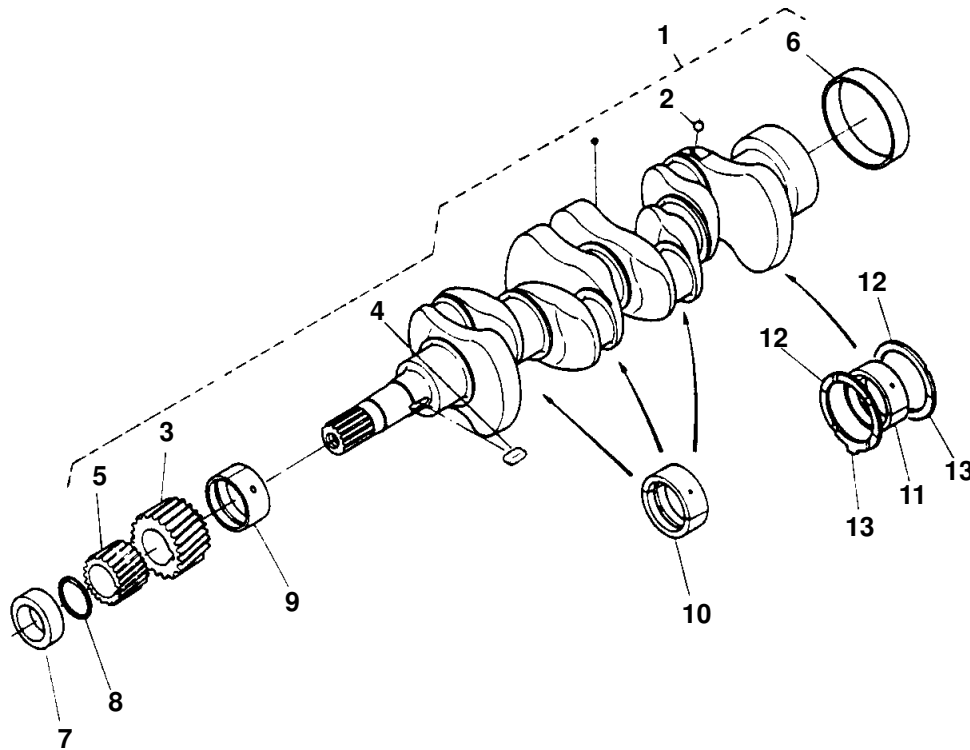
* - Parts Included in Cylinder Block.

Piston



REF NO.	PART NO.	QTY USED	PART DESCRIPTION	REF NO.	PART NO.	QTY USED	PART DESCRIPTION
1	185-6745	4	Piston	6	185-6534	4	Bushing, Connecting Rod
	185-6746	4	Standard		508-1253	4	Spec A
2	185-6529	4	Set, Piston Ring	7	185-6535	8	Bolt, Connecting Rod
	185-6530	4	Standard		114-0419	8	Spec A
3	185-6531	4	Pin, Piston				.Begin Spec F
4	185-6532	8	Circlip, Piston Pin	8	185-6536	4	Bearing, Connecting Rod
5			Rod Assy, Connecting (Includes		185-6537	4	Standard
			Bushing, Bolt and Bearing)		185-6538	4	.2mm Undersize
	185-6533	4	Spec A				.4mm Undersize
	114-0418	4	.Begin Spec F				

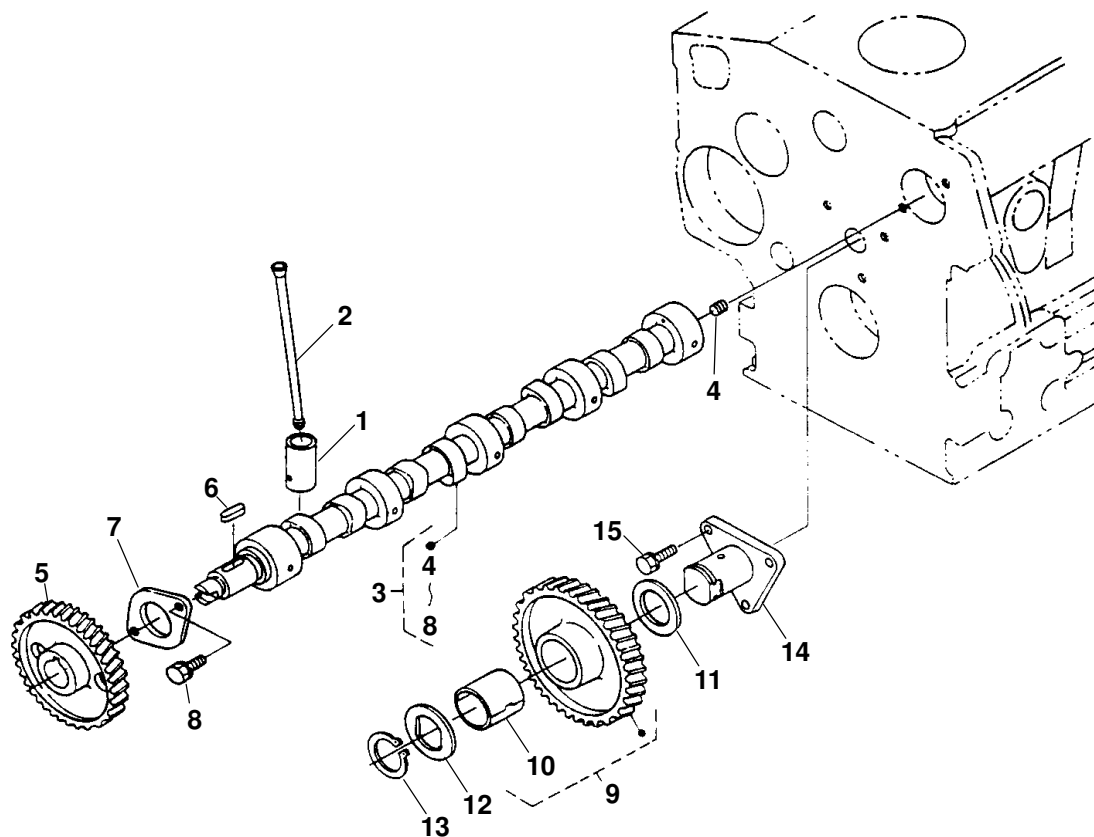
Crankshaft



REF NO.	PART NO.	QTY USED	PART DESCRIPTION	REF NO.	PART NO.	QTY USED	PART DESCRIPTION
1	185-7249	1	Crankshaft (Includes Parts Marked *)	11			Bearing, Crankshaft
2	185-5924	4	*Ball	185-6552	1		Standard
3	185-6540	1	*Gear, Crankshaft	185-6553	1		.2mm, Undersize
4	185-6541	1	*Key	185-6554	1		.4mm, Undersize
5	185-6542	1	*Gear, Oil Pump Drive	12			Washer, Thrust
6	185-6543	1	*Sleeve, Crankshaft	185-5938	2		Standard
7	185-6544	1	Collar, Crankshaft	185-5939	2		.2mm, Oversize
8	185-7429	1	O'Ring	185-6556	2		.4mm, Oversize
9			Bearing, Crankshaft	13			Washer, Thrust
	185-6546	1	Standard	185-5941	2		Standard
	185-6547	1	.2mm, Undersize	185-5942	2		.2mm, Oversize
	185-6548	1	.4mm, Undersize	185-5943	2		.4mm, Oversize
10			Bearing, Crankshaft				
	185-6549	3	Standard				
	185-6550	3	.2mm, Undersize				
	185-6551	3	.4mm, Undersize				

* – Parts Included in Crankshaft.

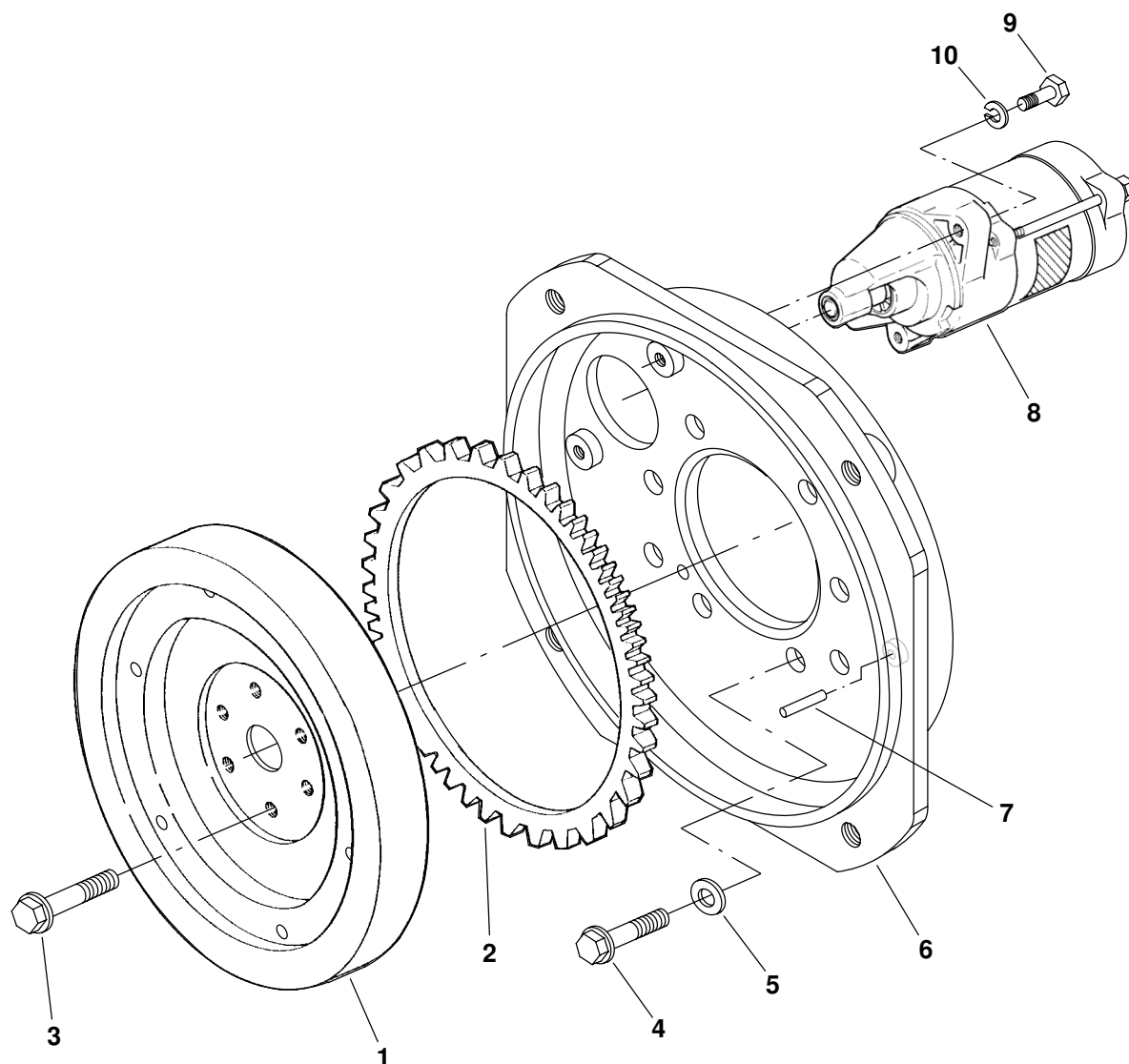
Camshaft



REF NO.	PART NO.	QTY USED	PART DESCRIPTION	REF NO.	PART NO.	QTY USED	PART DESCRIPTION
1	185-6516	8	Tappet	9	185-6521	1	Gear Assy, Idle (Includes Bushing)
2	185-6517	8	Rod, Push	10	185-6522	1	Bushing, Idle Gear
3			Camshaft Assy (Includes Parts Marked)	11	185-6523	1	Collar, Idle Gear
	185-6518	1	Spec A	12	185-6524	1	Collar, Idle Gear
	105-0745	1	Begin Spec F	13	185-6525	1	Circlip, Idle Gear
4	185-5558	1	*Screw, Set	14	185-6526	1	Shaft, Idle Gear
5	185-6519	1	*Gear, Cam	15	185-2388	3	Bolt
6	185-5560	1	*Key, Feather				
7	185-6520	1	*Stopper, Camshaft				
8			*Bolt				
	185-2387	2	Spec A				
	185-2388	2	Begin Spec F				

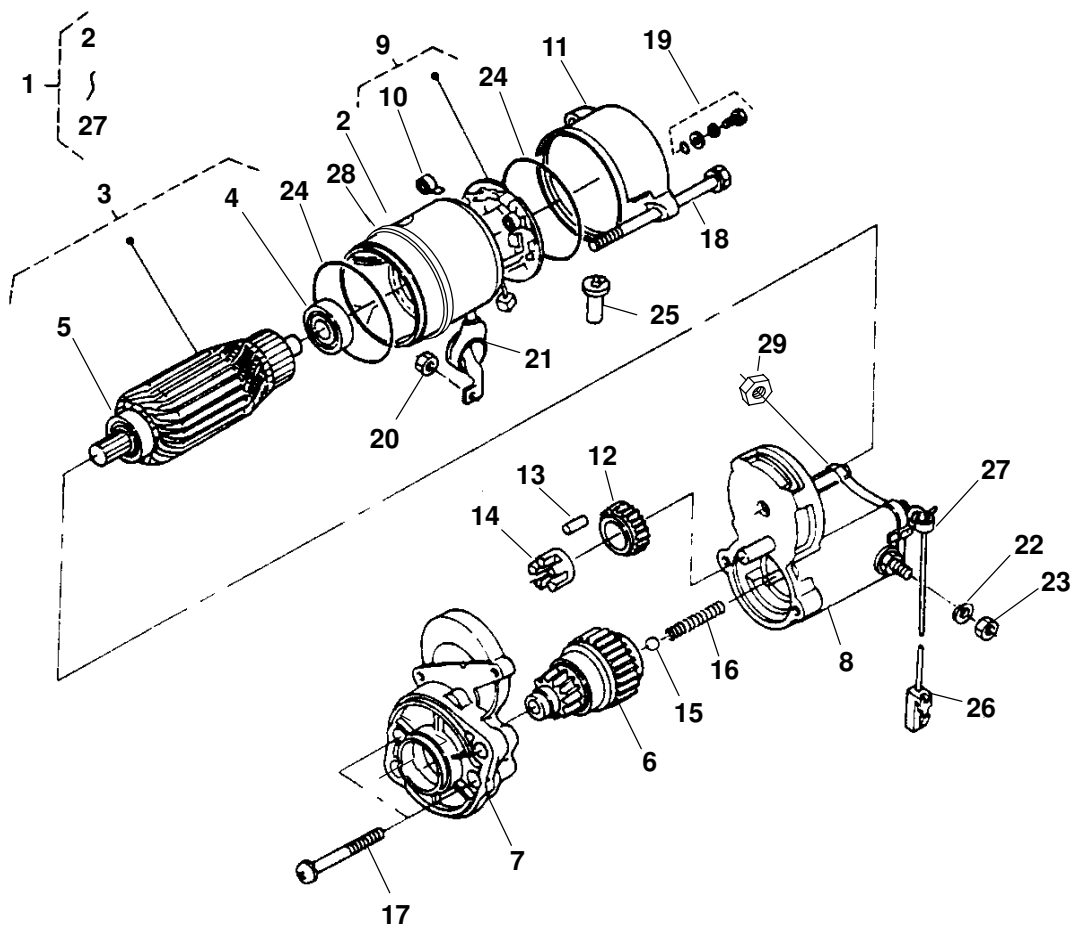
* – Parts Included in Camshaft Assy.

Flywheel



REF NO.	PART NO.	QTY USED	PART DESCRIPTION	REF NO.	PART NO.	QTY USED	PART DESCRIPTION
1	104-1862	1	Flywheel Assy (Includes Ring Gear)	5	740-1008	10	Washer, Flat (M10)
2	104-1861	1	Gear, Ring	6	231-0353-S0	1	Adapter Assy, Generator (Includes Dowel Pin)
3			Bolt, Flywheel (M10 x 1.25 x 30mm)	7	516-0247	1	Pin, Dowel
	185-5477	6	(69577 and Below)	8	191-2229	1	Starter (See Separate Page for Components)
	185-7243	6	(69578 and Up)	9	800-2515	2	Screw, Hex Head Cap (M8 x 1.25 x 30mm)
4	815-0600	10	Bolt, Flywheel Housing (M10 x 1.25 x 25mm)	10	850-2008	2	Washer, Lock (M8)

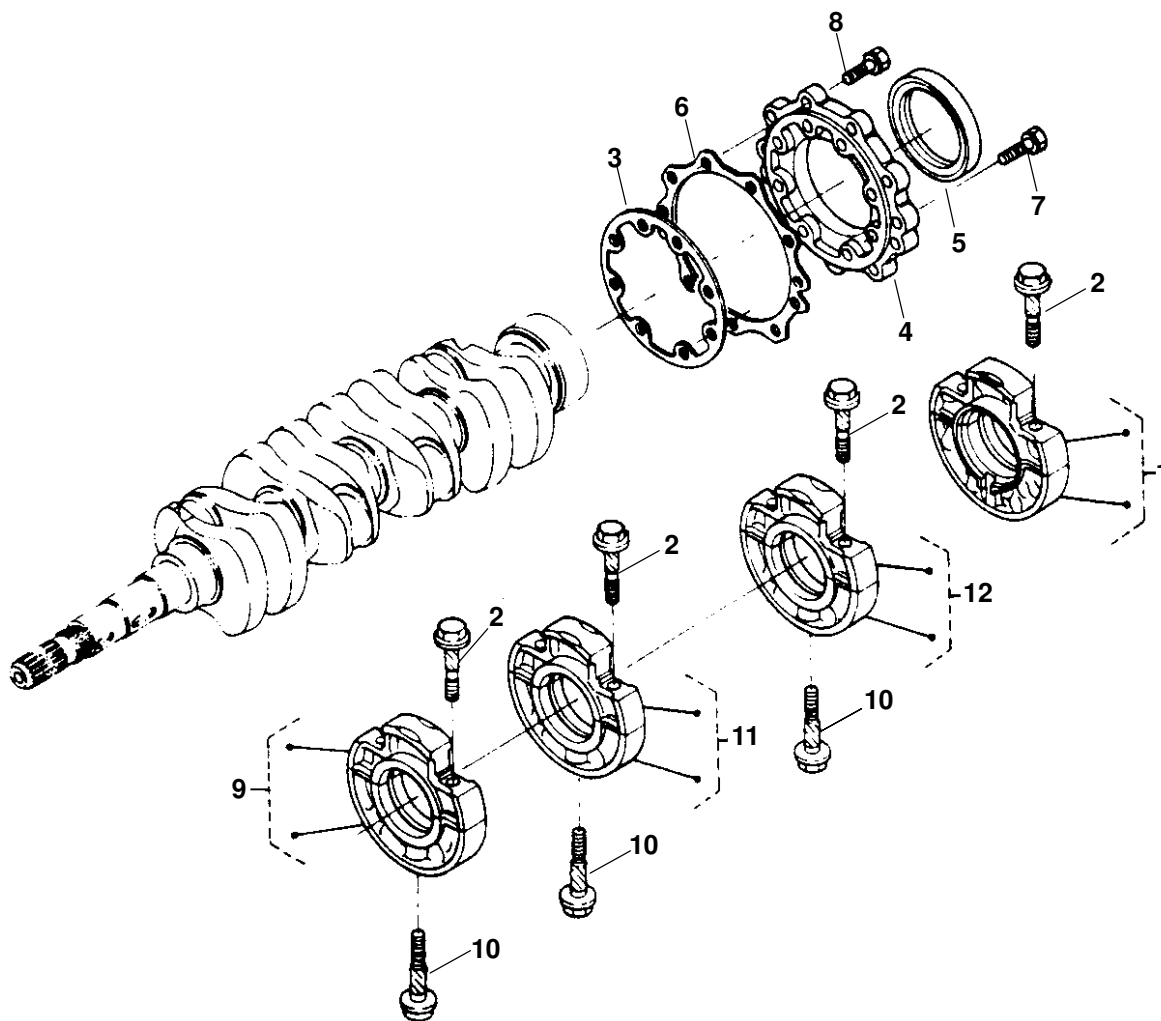
Starter Components



REF NO.	PART NO.	QTY USED	PART DESCRIPTION	REF NO.	PART NO.	QTY USED	PART DESCRIPTION
1	191-2229	1	Starter (Includes Parts Marked *)	16	191-2240	1	*Spring
2	185-6640	1	*Yoke	17	185-6653	2	*Bolt
3	185-6641	1	*Armature (Includes Bearings)	18	185-6654	2	*Bolt, Thru
4	191-2255	1	*Bearing	19	185-6655	2	*Bolt Assy
5	191-2254	1	*Bearing	20	185-6656	1	*Nut, Hex
6	191-2253	1	*Clutch	21	185-6657	1	*Cover
7	185-6645	1	*Housing Assy	22	185-7291	1	*Washer, Spring
8	191-2245	1	*Switch, Magnetic	23	185-6658	1	*Nut, Hex
9	191-2247	1	*Holder Assy, Brush (Includes Brush Spring)	24	191-2239	2	*O'Ring
10	191-2246	4	*Spring, Brush	25	185-6660	1	*Pipe, Drain
11	191-2229	1	*Frame Assy, End	26	185-6661	1	*Cord, Stop Solenoid
12	191-2250	1	*Gear	27	185-6662	1	*Band, Cover
13	191-2252	5	*Roller	28	332-0942	1	Tie, Cable
14	191-2251	1	*Retainer	29	750-1006	1	Nut, Hex (M8 x 1.25)
15	191-2241	1	*Ball				

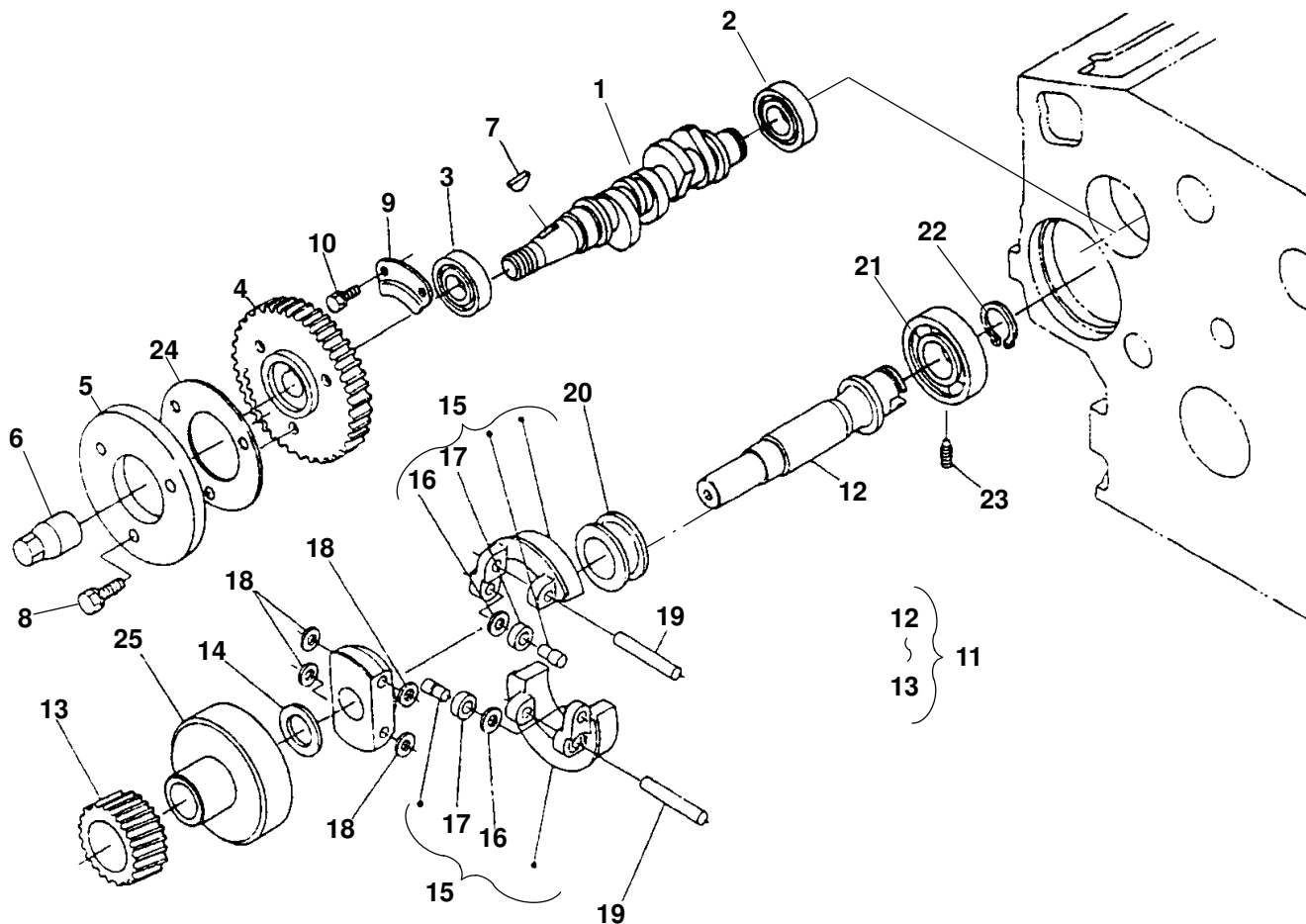
* – Parts Included in Starter.

Main Bearing Case



REF NO.	PART NO.	QTY USED	PART DESCRIPTION	REF NO.	PART NO.	QTY USED	PART DESCRIPTION
1	185-6506	1	Case Assy, Main Bearing	8	185-2390	9	Bolt
2	185-6507	8	Bolt, Bearing Case	9			Case Assy, Main Bearing
3			Gasket, Bearing Case		185-6512	1	Spec A,B
	185-6508	1	Spec A,B		185-7305	1	Begin Spec F
	185-6869	1	Begin Spec F	10	185-6513	3	Bolt, Bearing Case
4			Cover, Bearing Case	11			Case Assy, Main Bearing
	185-6509	1	Spec A,B		185-6514	1	Spec A,B
	185-6871	1	Begin Spec F		185-7306	1	Begin Spec F
5	185-6510	1	Seal, Oil	12			Case Assy, Main Bearing
6			Gasket, Bearing Case Cover		185-6515	1	Spec A,B
	185-6511	1	Spec A,B		185-7307	1	Begin Spec F
	185-6871	1	Begin Spec F				
7	185-2391	8	Bolt				

Fuel Camshaft (Spec A)

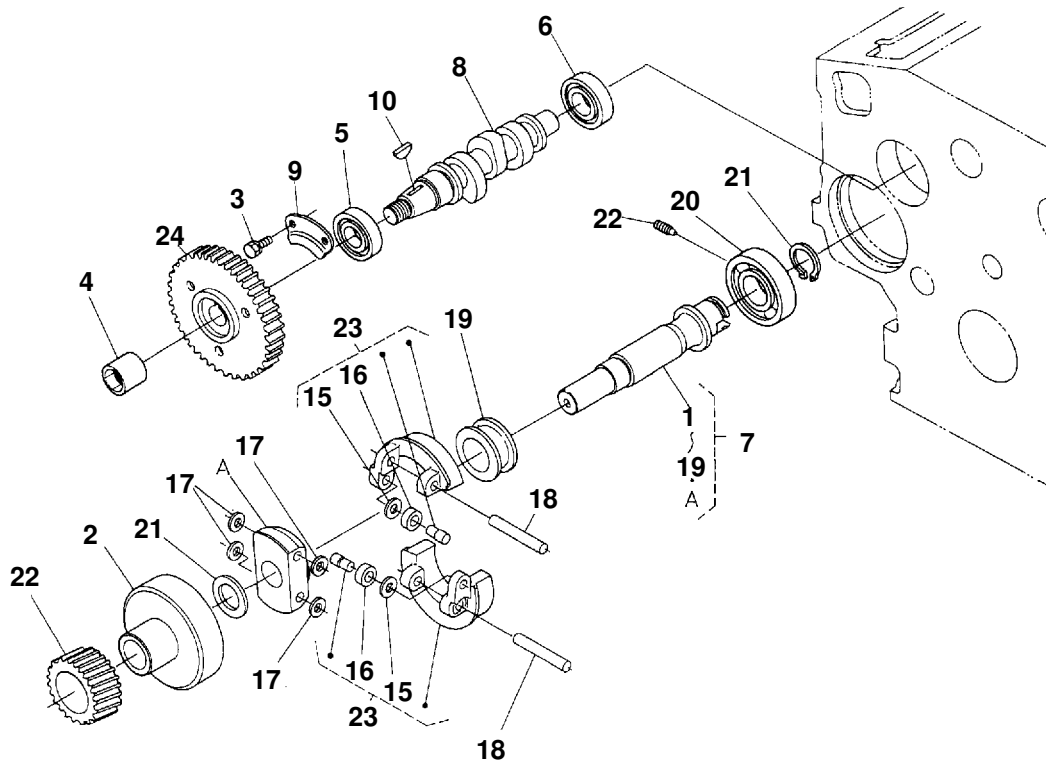


REF NO.	PART NO.	QTY USED	PART DESCRIPTION	REF NO.	PART NO.	QTY USED	PART DESCRIPTION
1	185-6741	1	Camshaft, Fuel(185-6557 Pior to S/N 489916)	14	185-6566	1	*Collar, Governor Shaft
2	510-0163	1	Bearing, Ball	15	185-6567	2	*Weight, Governor (Includes Bearing and Washer)
3	185-3093	1	Bearing, Ball	16	185-5960	2	Washer
4	185-6558	1	Gear, Injection Pump	17	185-5959	2	Bearing
5	185-6559	1	Cam, Fuel	18	185-6568	4	*Washer, Governor Weight
	185-6876	1	Prior to S/N489916)	19	185-6569	2	*Shaft, Governor Weight
6	185-6560	1	Nut, Cap	20	185-6570	1	*Sleeve, Governor
7	185-6561	1	Key, Woodruff	21	185-6571	1	Bearing, Ball
8	185-2389	3	Bolt	22	185-6572	1	Circlip, Governor Shaft
9	185-6562	1	Stopper, Fuel Camshaft	23	185-6573	1	Screw, Set
10	185-2386	2	Bolt	24	185-6879	1	Washer
11	185-6563	1	Shaft Assy,Governor (Includes Parts Marked *)	25	185-6880	1	*Holder, Governor Gear
12	185-6564	1	*Shaft, Governor				
13	185-6565	1	*Gear, Governor				

* - Parts Included in Governor Shaft Assy.

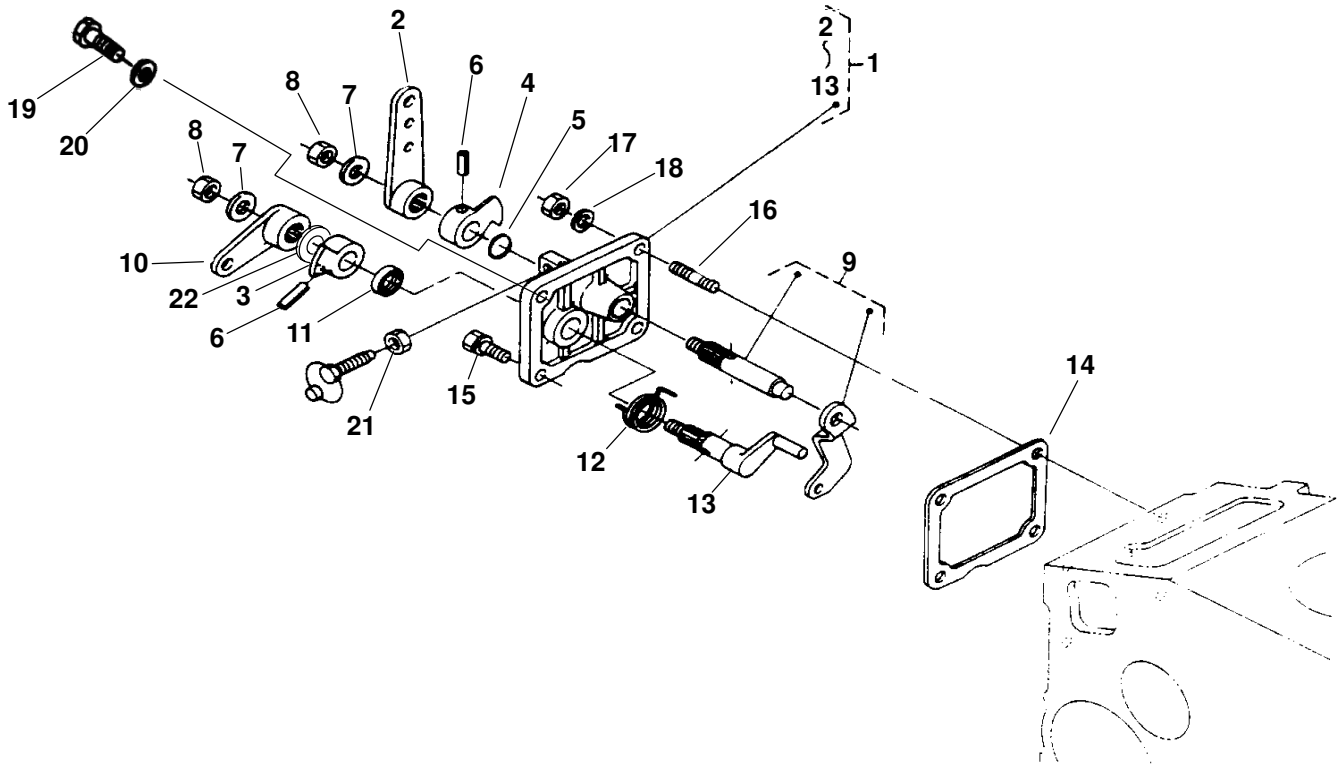
+ - Parts Marked Spec A-E are used only on these Specs.

Fuel Camshaft (Begin Spec F)



REF NO.	PART NO.	QTY USED	PART DESCRIPTION	REF NO.	PART NO.	QTY USED	PART DESCRIPTION
1	185-6741	1	Camshaft, Fuel	13	185-6566	1	Collar, Governor Weight
2	510-0223	1	Bearing, Ball	14	185-6567	2	Comp Weight, Governor
3	510-0224	1	Bearing, Ball	15	185-5960	2	Washer
4	507-0011	1	Gear, Injection Pump	16	185-5959	2	Bearing
5	185-6560	1	Nut	17	185-6568	4	Washer, Governor Weight
6	185-6561	1	Key, Woodruff	18	185-6569	2	Shaft, Governor Weight
7	185-6562	1	Stopper, Fuel Camshaft	19	185-6570	1	Sleeve, Governor
8	185-2388	2	Bolt	20	185-6571	1	Bearing, Ball
9	185-6563	1	Assy. Shaft, Governor	21	185-6572	1	Circlip, Governor Shaft
10	185-6564	1	Shaft, Governor	22	185-6573	1	Screw, Set
11	185-6880	1	Holder, Governor Gear				
12	185-6565	1	Gear, Governor				

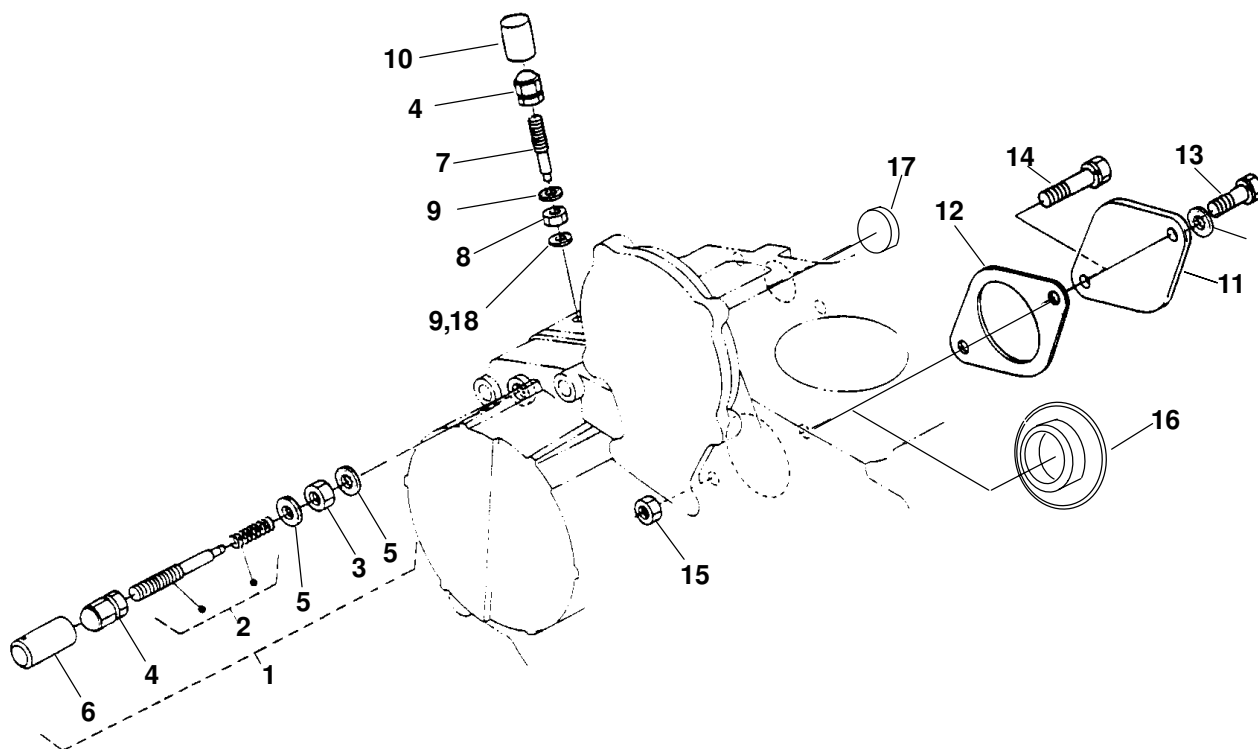
Speed Control Plate



REF NO.	PART NO.	QTY USED	PART DESCRIPTION	REF NO.	PART NO.	QTY USED	PART DESCRIPTION
1			Plate Assy, Control (Includes Parts Marked *)	13			*Shaft, Stop Lever
	185-6606	1	Spec A, B		185-6615	1	Spec A, B
	181-9228	1	Begin Spec F		181-9229	1	Begin Spec F
2	185-6607	1	*Lever, Speed Control	14			Gasket
3	185-6608	1	*Lever, Speed Control		185-6616	1	Spec A, B
4			*Lever, Speed Control		185-6894	1	Begin Spec F
	185-6609	1	Spec A, B	15	185-2388	2	Bolt
	185-7402	1	Begin Spec F	16			Stud
5			*O' Ring		185-2359	2	Spec A, B
	185-5673	1	Spec A, B		185-7425	2	Begin Spec F
	185-7433	1	Begin Spec F	17	185-4255	2	Nut
6	185-2351	2	*Pin, Spring	18	185-6759	2	Washer, Spring
7	185-6610	2	*Washer, Plain	19	185-5688	1	Bolt
8	185-6611	2	*Nut	20	185-2284	1	Gasket
9	185-6612	1	*Lever Assy, Governor	21	185-6931	1	Nut
10	185-6613	1	*Lever, Engine Stop	22			Washer, Flat
11	185-2461	1	*Seal, Oil		526-0174	1	Spec A, B
12			*Spring, Return		181-9259	1	Begin Spec F
	185-6614	1	Spec A, B				
	185-6893	1	Begin Spec F				

* - Parts Included in Control Plate Assy.

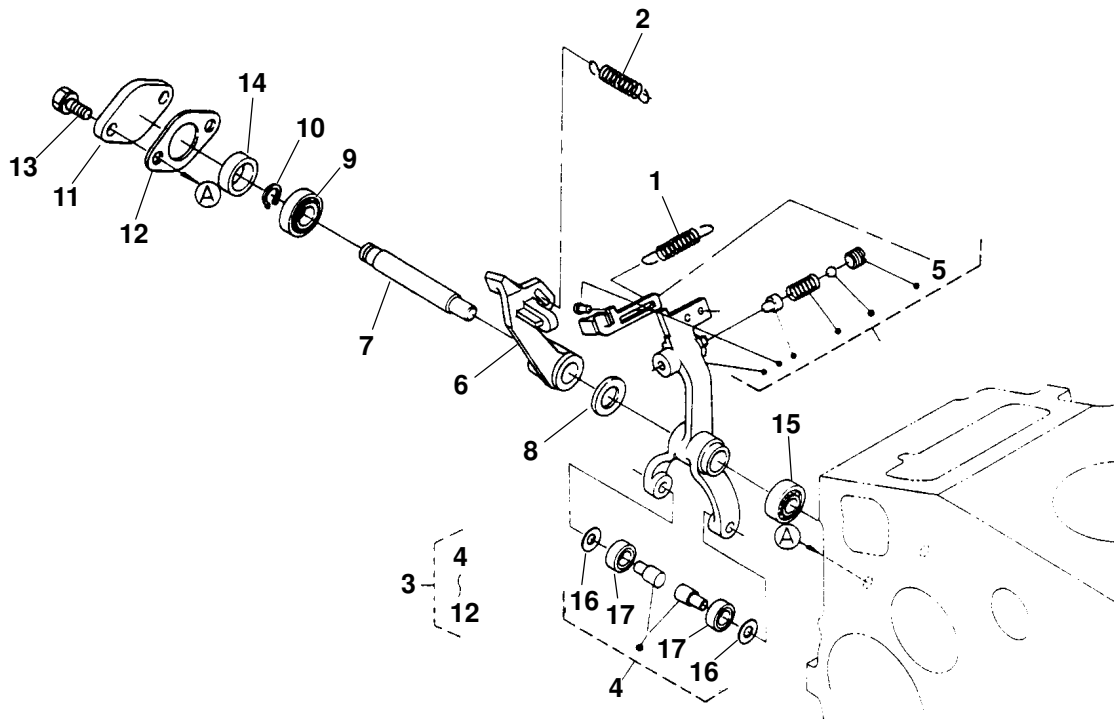
Governor Lever



REF NO.	PART NO.	QTY USED	PART DESCRIPTION	REF NO.	PART NO.	QTY USED	PART DESCRIPTION
1			Apparatus Assy, Idle (Includes Parts Marked *)	9			Gasket
	185-6574	1	Spec A, B		185-2284	2	Spec A, B
	150-2864	1	Begin Spec F		185-7313	1	Begin Spec F
2	185-6575	1	*Bolt Assy, Adjusting	10	185-6576	1	Cap (Spec A, B)
3	185-5684	1	*Nut	11	185-6578	1	Cover, Pump (Spec A, B)
4			*Nut, Cap	12	185-6579	1	Gasket (Spec A, B)
	185-5685	2	Spec A, B	13	185-2401	1	Bolt (Spec A, B)
	860-2075	2	Begin Spec F	14	185-2564	1	Bolt (Spec A, B)
5	185-2284	2	*Gasket	15	185-2367	1	Nut
6			*Cap	16	185-7223	1	Cover, Pump (Begin Spec F)
	185-2283	1	Spec A, B	17	185-6889	1	Cap, Sealing
	185-6930	1	Begin Spec F	18	185-7313	1	Gasket (Begin Spec F)
7			Bolt, Adjusting				
	185-6577	1	Spec A, B				
	150-2866	1	Begin Spec F				
8			Nut				
	185-5684	1	Spec A, B				
	185-6931	1	Begin Spec F				

* – Parts Included in Idle Apparatus Assy.

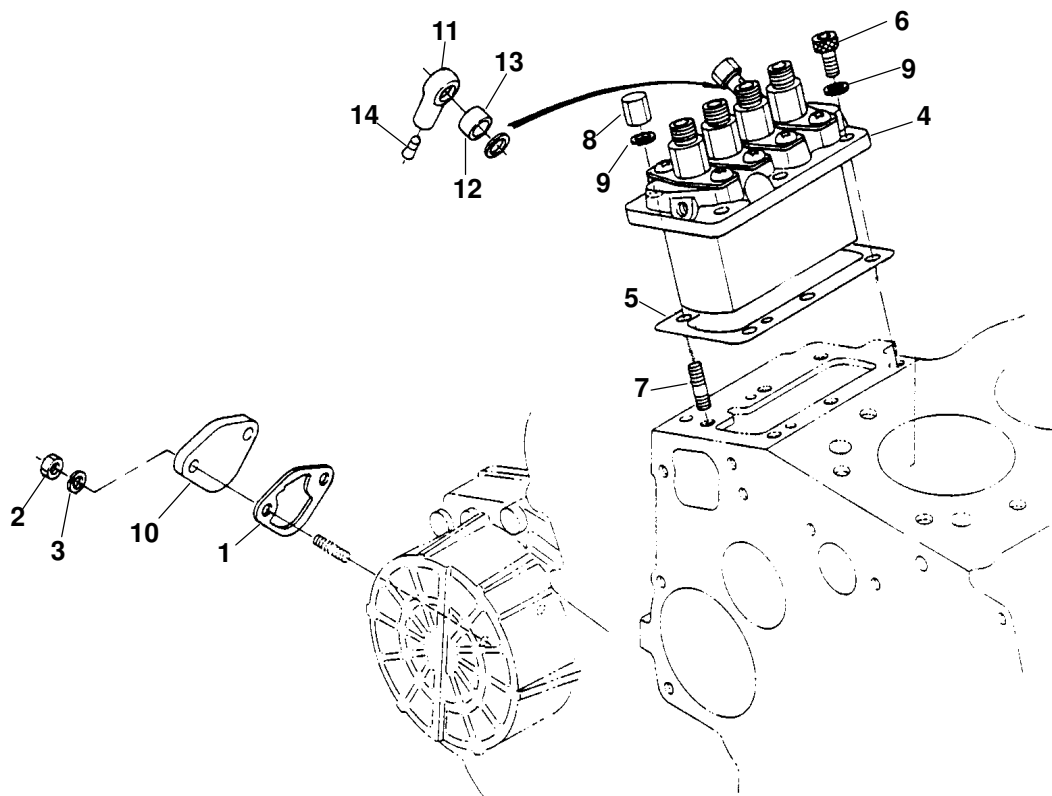
Governor



REF NO.	PART NO.	QTY USED	PART DESCRIPTION	REF NO.	PART NO.	QTY USED	PART DESCRIPTION
1	185-6593	1	Spring, Start	8	185-6163	1	*Washer, Plain
2	185-6594	1	Spring, Governor	9	185-6600	1	*Bearing, Miniature
	506-0034	1	Spec A, B	10	185-6601	1	*Circlip, External
3			Begin Spec F	11	185-6602	1	Cover, Fork Lever Shaft
			Lever Assy, Fork (Includes Parts	12	185-6603	1	Gasket
			Marked *)	13	185-2387	2	Bolt
	185-6595	1	Spec A, B	14	185-6604	1	Collar
	150-2869	1	Begin Spec F	15	185-6605	1	Bearing, Miniature
4			*Lever, Fork (Includes Parts	16	185-5960	2	+*Washer
			Marked +)	17	185-5959	2	+*Bearing
	185-7432	1	Spec A, B				
	150-2868	1	Begin Spec F				
5	150-2867	1	+*Lever, Thrust				
6	185-6598	1	*Lever, Fork				
7	185-6599	1	*Shaft, Fork Lever				

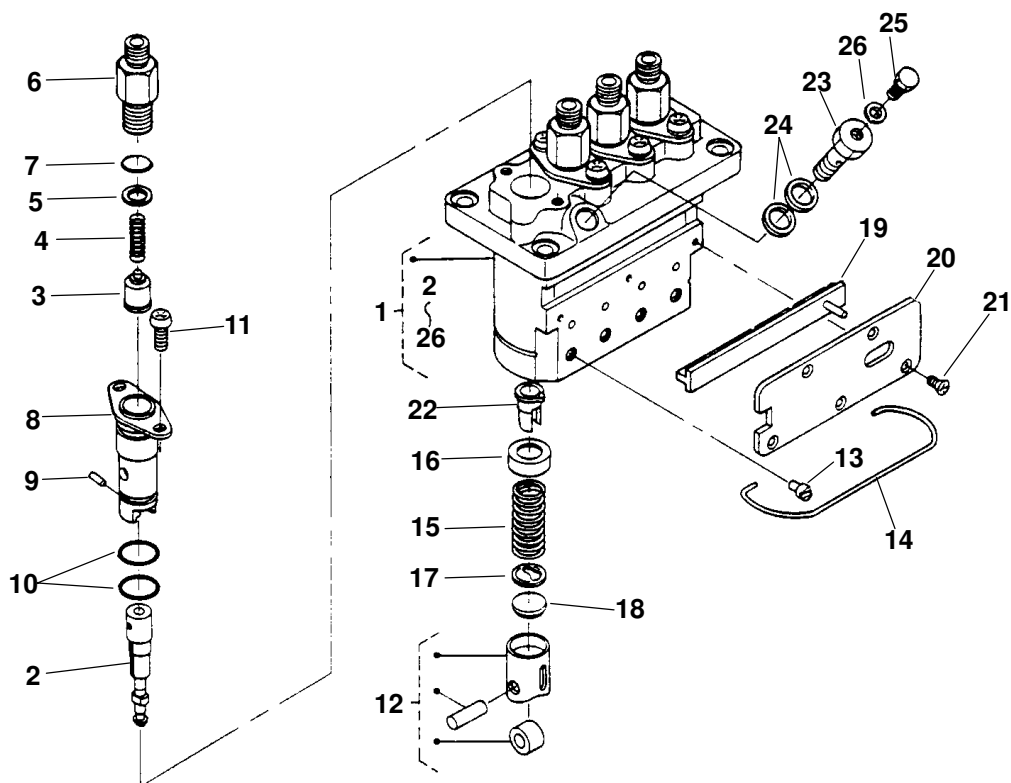
* - Parts Included in Fork Lever Assy.
+ - Parts Included in Fork Lever.

Injection Pump (Spec A)



REF NO.	PART NO.	QTY USED	PART DESCRIPTION	REF NO.	PART NO.	QTY USED	PART DESCRIPTION
1	185-6580	1	Gasket, Fuel Pump	6	185-5623	3	Bolt, Hex Socket Head
2	185-4255	2	Nut	7	185-5624	3	Stud
3	185-6759	2	Washer, Spring	8	185-5625	3	Nut, Cap
4			Pump Assy, Injection	9	185-6759	6	Washer, Spring
	185-6581	1	Prior to S/N 489916	10	185-5798	1	Cover
	185-6748	1	Begin S/N 489916	11	185-6584	1	Joint, Eye
5			Shim, Injection Pump	12	185-2578	1	Gasket
	185-6742	1	0.20mm	13	185-6585	1	Collar, Eye Joint
	185-6743	1	0.25mm	14	185-6586	1	Cap
	185-6744	1	0.30mm				

Injection Pump Components

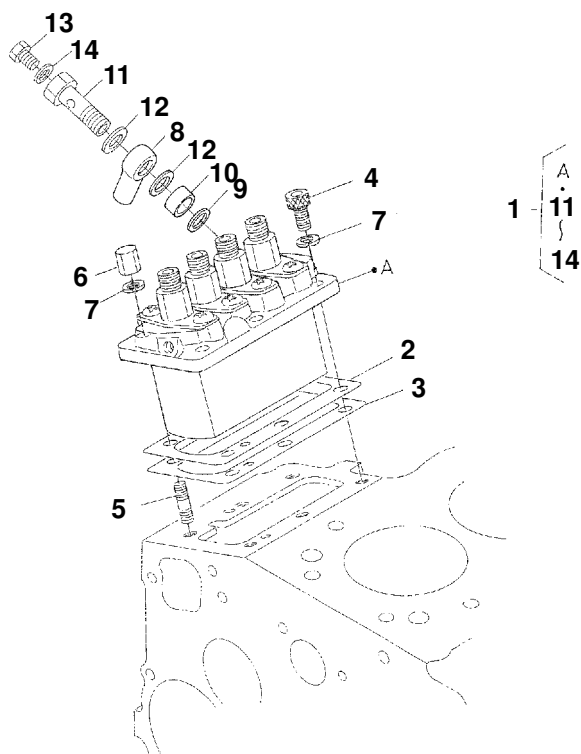


REF NO.	PART NO.	QTY USED	PART DESCRIPTION	REF NO.	PART NO.	QTY USED	PART DESCRIPTION
1			Pump Assy, Injection (Includes Parts Marked *)	16	185-5653	4	*Seat, Spring Upper
	185-6581	1	Prior to S/N 489916	17	185-5654	4	*Seat, Spring Lower
	185-6748	1	Begin S/N 489916	18	185-5655	4	*Shim
2			*Plunger, Pump	19			*Rack, Control
	185-6587	4	Spec A, B		185-6590	1	Spec A, B
	185-6884	4	Begin Spec F		185-7403	1	Begin Spec F
3	185-5639	4	*Valve, Delivery	20			*Plate
4	185-5640	4	*Spring, Delivery Valve		185-6591	1	Spec A, B
5	185-5641	4	*Gasket, Delivery Valve		185-7251	1	Begin Spec F
6	185-5688	4	*Holder, Delivery Valve	21	185-5658	5	*Screw, Countersunk Head
7	185-5643	4	*O'Ring	22	185-5659	4	*Sleeve, Control
8	185-5644	4	*Flange, Sleeve	23			*Screw, Follow
9	185-5645	4	*Pin, Joint		185-6592	1	Spec A, B
10	185-5646	8	*O'Ring		185-6887	1	Begin Spec F
11	185-5647	8	*Screw	24	185-5661	2	*Gasket
12	185-5649	4	*Tappet	25	185-5662	1	*Screw
13	185-5650	4	*Pin, Tappet Guide	26	185-5663	1	*Gasket
14	185-6589	1	*Clamp, Wire				
15	185-5652	4	*Spring, Plunger				

* - Parts Included in Injection Pump Assy.

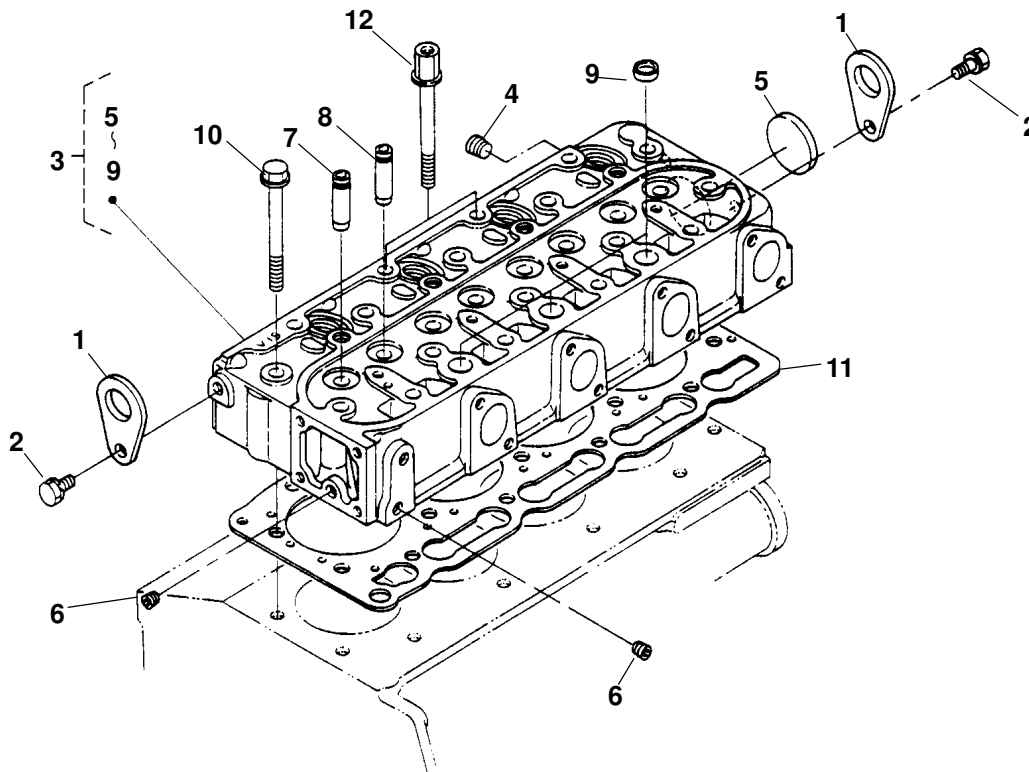
‘Blank Page’

Injection Pump (Begin Spec F)



REF NO.	PART NO.	QTY USED	PART DESCRIPTION	REF NO.	PART NO.	QTY USED	PART DESCRIPTION
1	185-6748	1	Assy. , Pump Injection	7	185-6759	6	Washer, Spring
2	185-6742	1	Shim, Injection Pump 0.20mm	8	185-6584	1	Joint
	185-6743	1	0.25mm	9	185-2578	1	Gasket
3	185-6744	1	Shim, Injection Pump 0.30mm	10	185-6585	1	Collar, Joint
4	185-5623	3	Bolt, Hex Socket Head	11	185-6887	1	Bolt, Joint
5	185-5624	3	Stud	12	185-5661	2	Gasket
6	185-5625	3	Nut	13	185-5662	1	Screw
				14	185-5663	1	Gasket

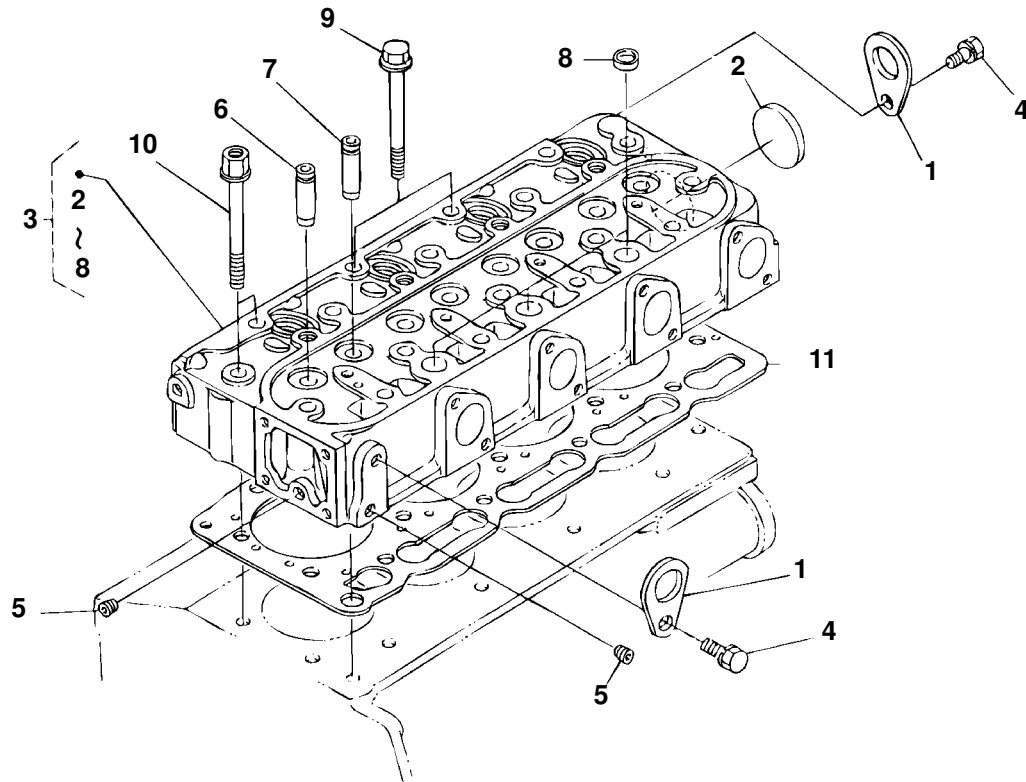
Cylinder Head (Spec A)



REF NO.	PART NO.	QTY USED	PART DESCRIPTION	REF NO.	PART NO.	QTY USED	PART DESCRIPTION
1	185-2414	2	Hook, Engine	8	185-6476	4	*Guide, Exhaust Valve
2	185-6956	2	Bolt	9	185-2413	3	*Cap, Sealing
3			Head, Cylinder (Includes Parts Marked *)	10	185-6477	16	Bolt, Cylinder Head
	185-6474	1	Prior to S/N 489916	11	185-6478	1	Gasket, Cylinder Head
	185-6747	1	Begin S/N 489916		181-9225	1	Prior to S/N 489916
4	185-5502	1	Plug		185-6479	2	Begin S/N 489916
5	185-2411	1	*Cap, Sealing	12			Bolt, Cylinder Head
6	185-2188	2	*Plug				
7	185-6475	4	*Guide, Inlet Valve				

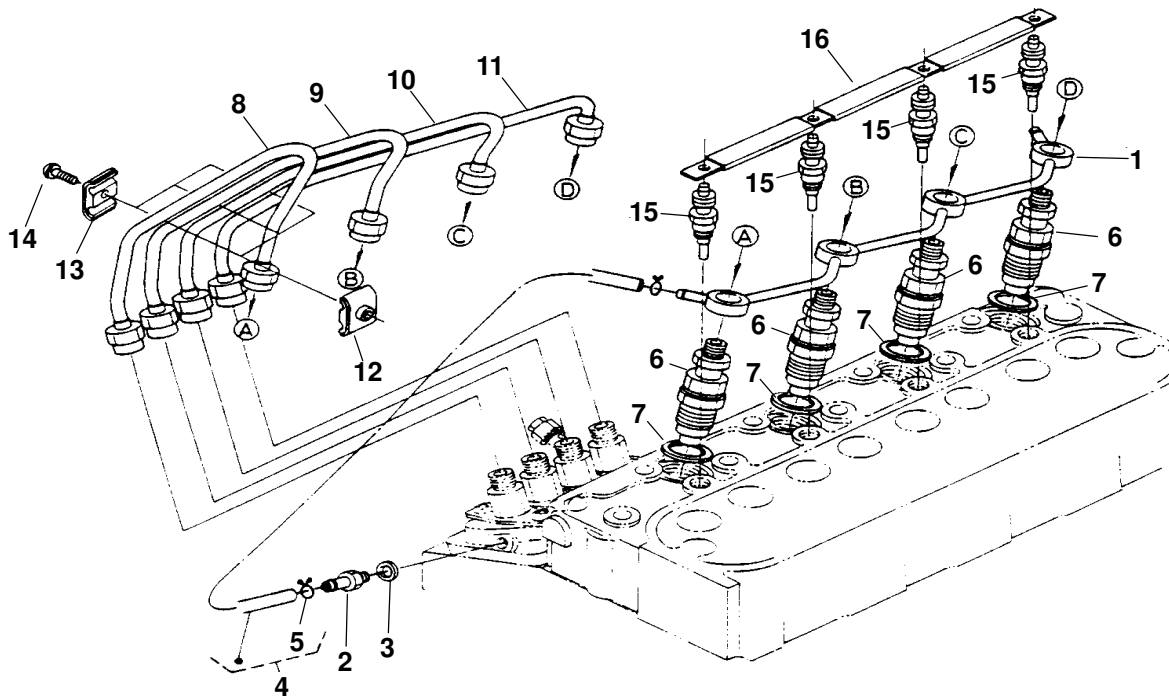
* – Parts Included in Cylinder Head.

Cylinder Head (Begin Spec F)



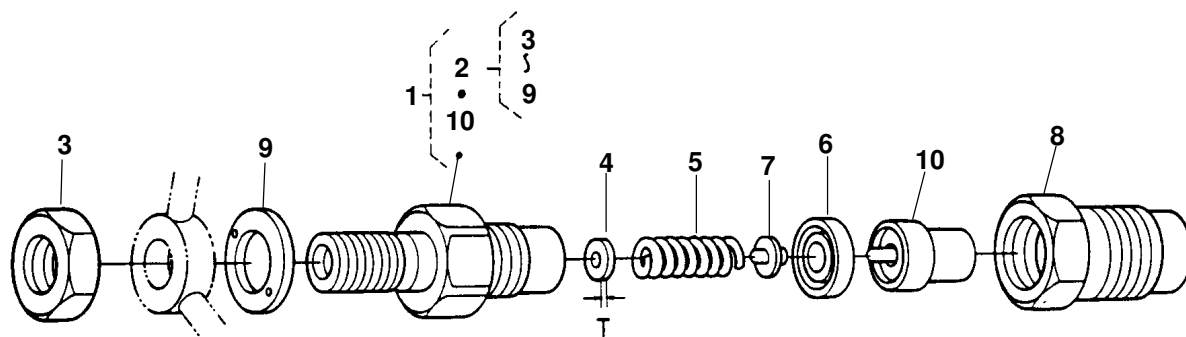
REF NO.	PART NO.	QTY USED	PART DESCRIPTION	REF NO.	PART NO.	QTY USED	PART DESCRIPTION
1	185-2414	2	Hook, Engine	8	185-2413	3	*Cap, Sealing
2	185-6956	1	Bolt	9	185-6477	16	*Bolt, Cylinder Head
3	185-6747	1	Head, Cylinder (Includes Parts Marked *)	10	185-6479	2	Bolt, Cylinder Head
4	185-2411	1	Cap, Sealing	11	110-3967	1	Gasket, Cylinder Head
5	185-2188	2	*Plug	* – Parts Included in Cylinder Head.			
6	110-3960	4	*Guide, Inlet Valve				
7	110-3961	4	*Guide, Exhaust Valve				

Nozzle Holder and Glow Plug (Spec A)



REF NO.	PART NO.	QTY USED	PART DESCRIPTION	REF NO.	PART NO.	QTY USED	PART DESCRIPTION
1	185-6617	1	Pipe, Overflow	8	185-6750	1	Pipe, Injection
2	185-5609	1	Screw, Air Bleeder	9	185-6751	1	Pipe, Injection
3	185-5337	1	Gasket	10	185-6621	1	Pipe, Injection
4	185-5607	1	Pipe Assy, Overflow (Includes Clip)	11	185-6622	1	Pipe, Injection
5	185-5608	2	Clip, Pipe	12	185-5612	3	Clamp, Pipe
6			Holder Assy, Nozzle (See Separate Page for Components)	13	185-2345	3	Clamp, Pipe
	185-6618	4	Prior to S/N 489916	14	185-2385	3	Screw, Washer Head
	185-6740	4	Begin S/N 489916	15			Plug, Glow
7	185-5337	4	Gasket		185-6623	4	Spec A, B
					185-5421	4	Begin Spec C
				16	185-6624	1	Cord, Glow Plug

Nozzle Holder Components (Spec A, B)

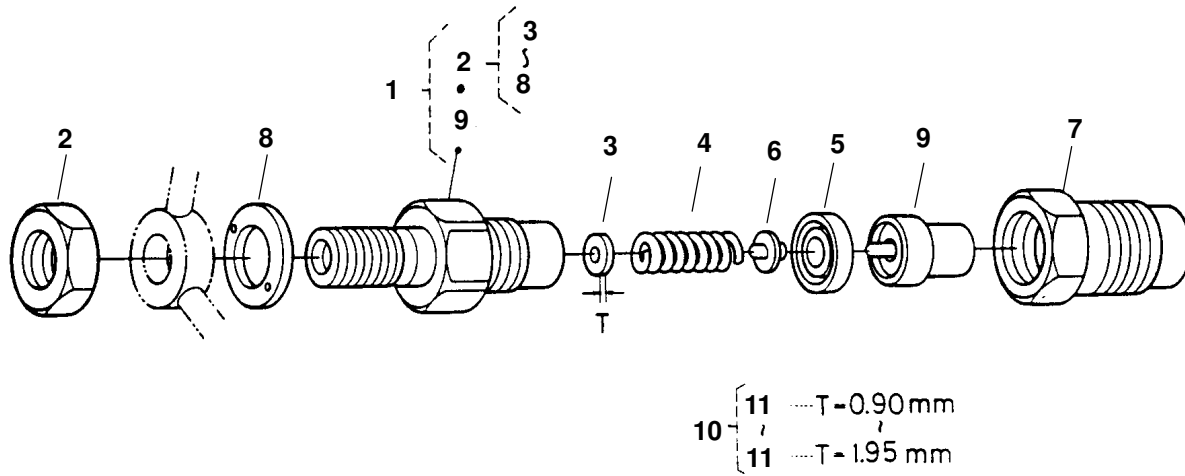


11 { 12 T=0.90mm
12 T=1.95mm

REF NO.	PART NO.	QTY USED	PART DESCRIPTION	REF NO.	PART NO.	QTY USED	PART DESCRIPTION
1	185-6618	4	Holder Assy, Nozzle (Includes Nozzle Holder Subassy)	185-5380	4	1.300mm	
2	185-6625	4	Holder Subassy, Nozzle (Includes Parts Marked *)	185-5381	4	1.325mm	
3	185-5616	4	*Nut	185-5382	4	1.350mm	
4	185-5364	4	*Washer, Adjusting	185-5383	4	1.375mm	
5	185-5617	4	*Spring, Nozzle	185-5384	4	1.400mm	
6	185-5618	4	*Piece, Distance	185-5385	4	1.425mm	
7	185-5619	4	*Rod, Push	185-5386	4	1.450mm	
8	185-5620	4	*Nut, Nozzle	185-5387	4	1.475mm	
9	185-5621	4	*Washer	185-5388	4	1.500mm	
10	185-6626	4	*Piece, Nozzle	185-5389	4	1.525mm	
11	185-5363	4	Washer Assy, Adjust	185-5390	4	1.550mm	
12			Washer, Adjusting	185-5391	4	1.575mm	
	185-5364	4	.900mm	185-5392	4	1.600mm	
	185-5365	4	.925mm	185-5393	4	1.625mm	
	185-5366	4	.950mm	185-5394	4	1.650mm	
	185-5367	4	.975mm	185-5395	4	1.675mm	
	185-5368	4	1.000mm	185-5396	4	1.700mm	
	185-5369	4	1.025mm	185-5397	4	1.725mm	
	185-5370	4	1.050mm	185-5398	4	1.750mm	
	185-5371	4	1.075mm	185-5399	4	1.775mm	
	185-5372	4	1.100mm	185-5400	4	1.800mm	
	185-5373	4	1.125mm	185-5401	4	1.825mm	
	185-5374	4	1.150mm	185-5402	4	1.850mm	
	185-5375	4	1.175mm	185-5403	4	1.875mm	
	185-5376	4	1.200mm	185-5404	4	1.900mm	
	185-5377	4	1.225mm	185-5405	4	1.925mm	
	185-5378	4	1.250mm	185-5406	4	1.950mm	
	185-5379	4	1.275mm				

* – Parts Included in Nozzle Holder Subassy.

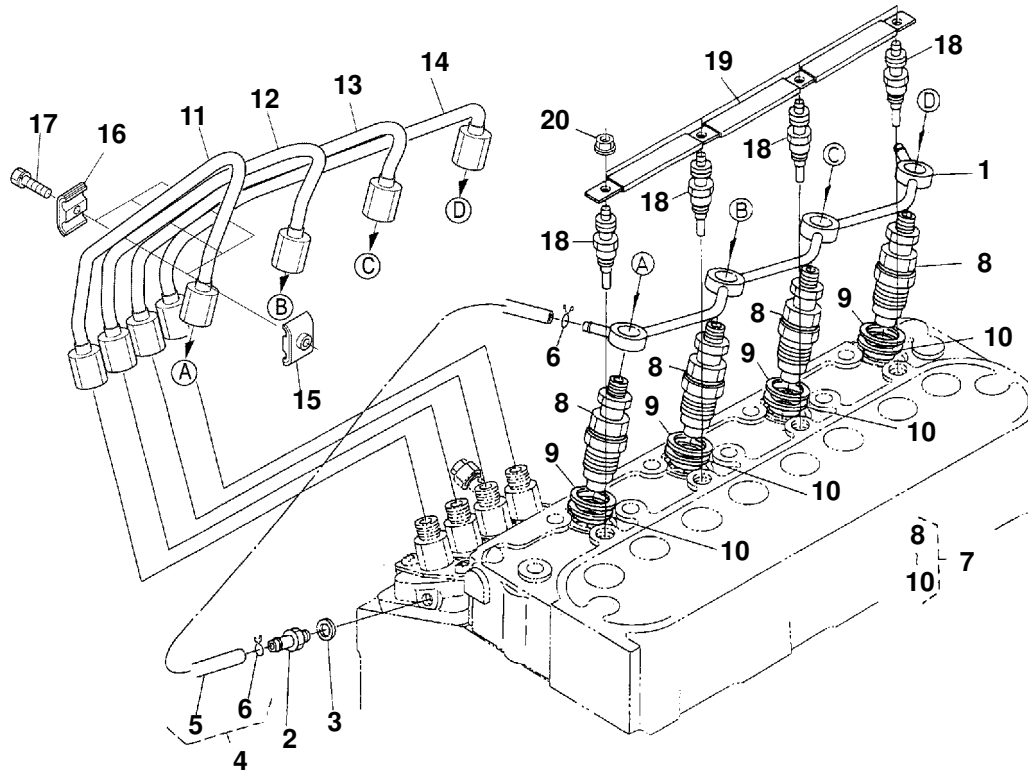
Nozzle Holder Components (Begin Spec C)



REF NO.	PART NO.	QTY USED	PART DESCRIPTION	REF NO.	PART NO.	QTY USED	PART DESCRIPTION
1	185-6740	4	Holder Assy, Nozzle (Includes Nozzle Holder Subassy)	11			Washer, Adjusting
2	185-6900	4	*Nut	185-6909	4		0.10mm
3	185-6901	4	*Washer, Adjusting	185-6910	4		0.20mm
4	185-6902	4	*Spring, Nozzle	185-6911	4		0.30mm
5	185-6903	4	*Piece, Distance	185-6912	4		0.40mm
6	185-6904	4	*Rod, Push	185-6913	4		0.50mm
7	185-6905	4	*Nut, Nozzle	185-6914	4		0.52mm
8	185-6906	4	*Washer	185-6915	4		0.54mm
9	185-6907	4	*Piece, Nozzle	185-6916	4		0.56mm
10	185-6908	4	Washer Assy, Adjust	185-6917	4		0.58mm
				185-6918	4		0.80mm

* – Parts Included in Nozzle Holder Assy.

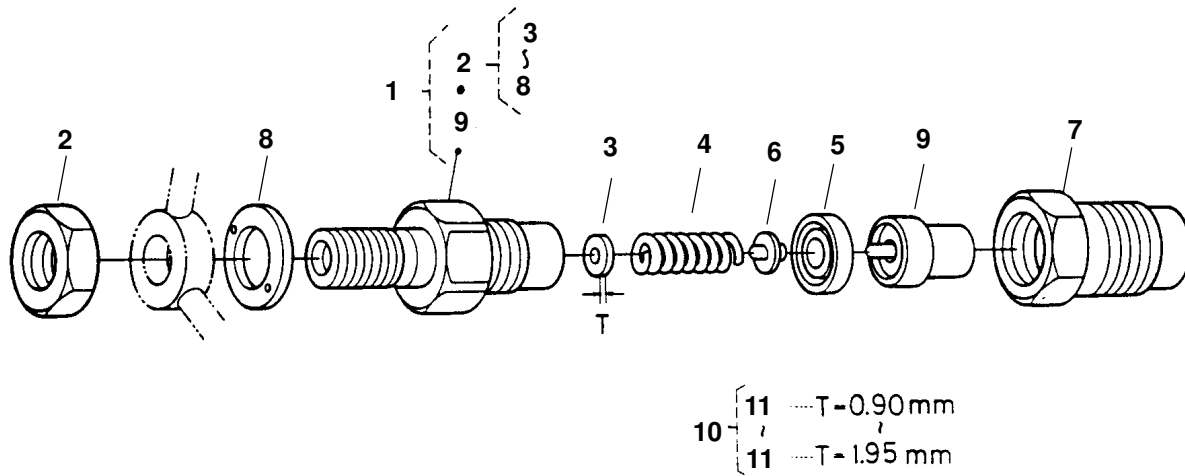
Nozzle Holder and Glow Plug (Begin Spec F)



REF NO.	PART NO.	QTY USED	PART DESCRIPTION	REF NO.	PART NO.	QTY USED	PART DESCRIPTION
1	185-7404	1	Assy., Pipe Overflow	11	185-6750	1	Pipe, Injection
2	185-5609	1	Screw, Air Bleeder	12	185-6751	1	Pipe, Injection
3	185-2284	1	Gasket	13	185-6897	1	Pipe, Injection
4	185-5607	1	Pipe Assy, Overflow (Includes Clip)	14	185-7266	1	Pipe, Injection
5	181-9055	1	Pipe, Overflow	15	185-5612	3	Clamp, Pipe
6	185-5608	2	Clip, Pipe	16	185-2345	3	Clamp, Pipe
7	147-0897	4	Kit, Holder Nozzle	17	185-2385	3	Screw, W/Washer
8	185-6740	4	Holder, Nozzle	18	185-5421	4	Plug, Glow
9	185-5337	4	Gasket	19	185-6624	1	Cord, Glow Plug
10	185-5985	4	Seal, Heat	20	185-5616	4	Nut, Flange

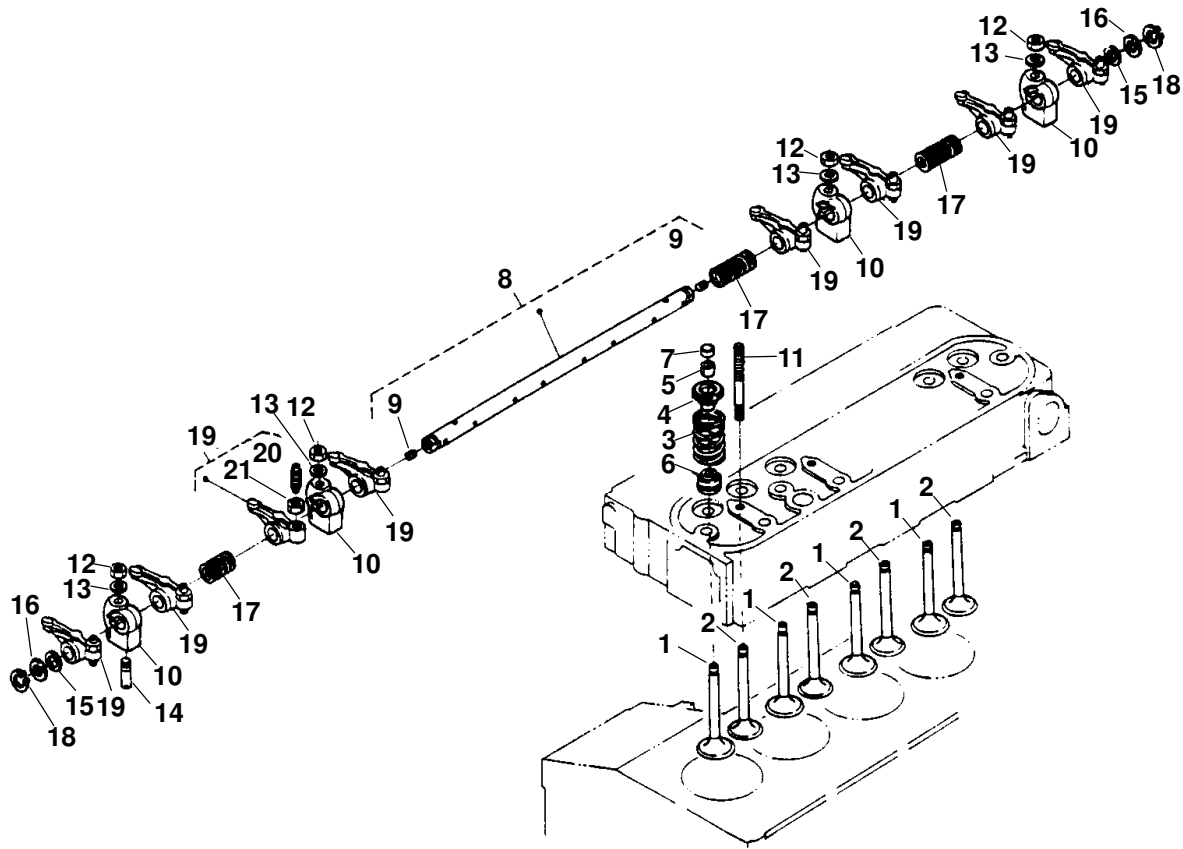
‘Blank Page’

Nozzle Holder Components (Begin Spec F)



REF NO.	PART NO.	QTY USED	PART DESCRIPTION	REF NO.	PART NO.	QTY USED	PART DESCRIPTION
1	185-6740	4	Holder Assy, Nozzle (Includes Nozzle Holder Subassy)	11			Washer, Adjusting
2	185-6900	4	*Nut	185-6909	4		0.10mm
3	185-6901	4	*Washer, Adjusting	185-6910	4		0.20mm
4	185-6902	4	*Spring, Nozzle	185-6911	4		0.30mm
5	185-6903	4	*Piece, Distance	185-6912	4		0.40mm
6	185-6904	4	*Rod, Push	185-6913	4		0.50mm
7	185-6905	4	*Nut, Nozzle	185-6914	4		0.52mm
8	185-6906	4	*Washer	185-6915	4		0.54mm
9	185-6907	4	*Piece, Nozzle	185-6916	4		0.56mm
10	185-6908	4	Washer Assy, Adjust	185-6917	4		0.58mm
				185-6918	4		0.80mm

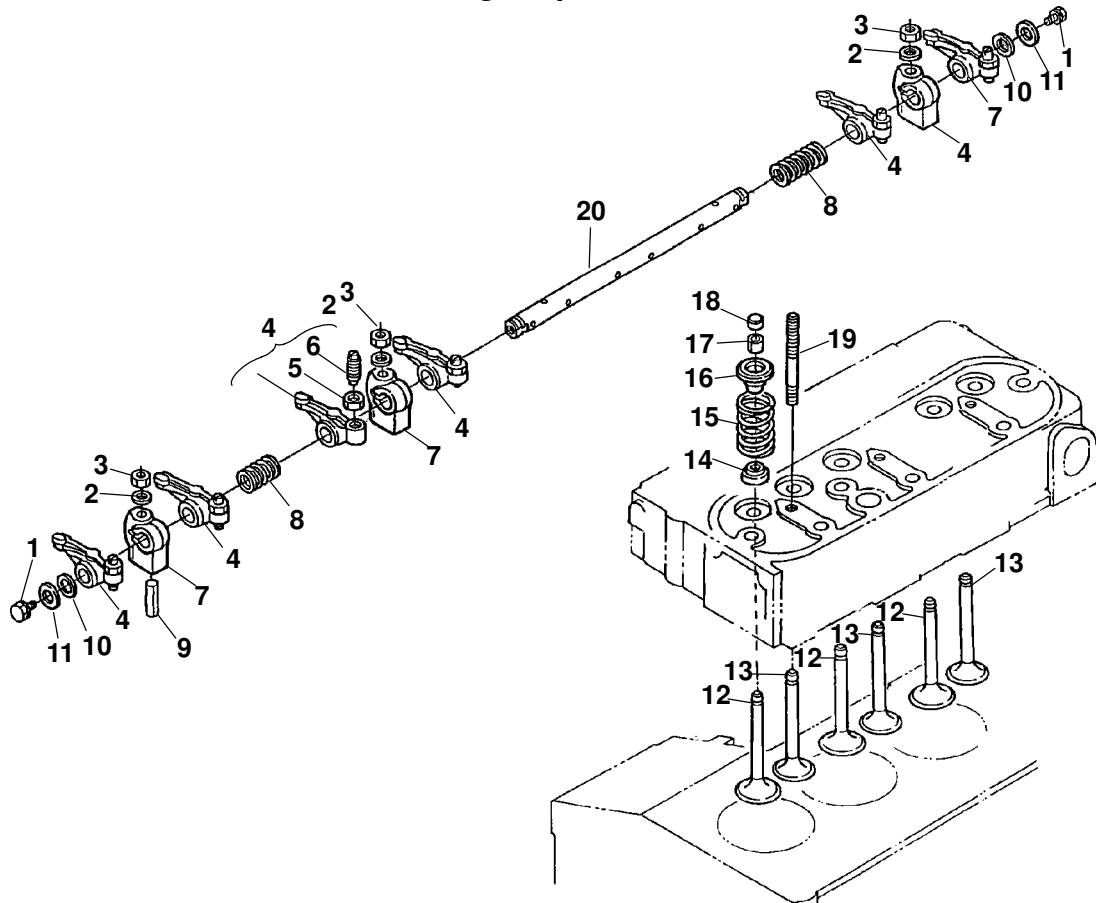
Valve and Rocker Arm (Spec A)



REF NO.	PART NO.	QTY USED	PART DESCRIPTION
1	185-6681	4	Valve, Inlet
2	185-6682	4	Valve, Exhaust
3	185-6683	8	Spring, Valve
4	185-2076	8	Retainer, Valve Spring
5	110-3827	8	Collet, Valve Spring
6	185-6684	8	Seal, Valve Stem
7	185-2080	8	Cap, Valve
8	185-6685	1	Shaft Assy, Rocker Arm (Includes Set Screws)
9	185-6686	2	Screw, Set
10	185-6687	4	Bracket, Rocker Arm
11	185-6688	4	Stud

REF NO.	PART NO.	QTY USED	PART DESCRIPTION
12	185-2179	4	Nut
13	185-2184	4	Washer, Plain
14	185-2072	1	Screw, Rocker Arm Set
15	185-6689	2	Washer, Rocker Arm Shaft
16	185-6690	2	Washer, Rocker Arm Shaft
17	185-6691	3	Spring, Rocker Arm
18	185-6692	2	Circlip, External
19	185-6693	8	Arm Assy, Rocker (Includes Screw and Nut)
20	185-6694	8	Screw, Adjusting
21	185-6695	8	Nut

Valve and Rocker Arm Begin Spec F

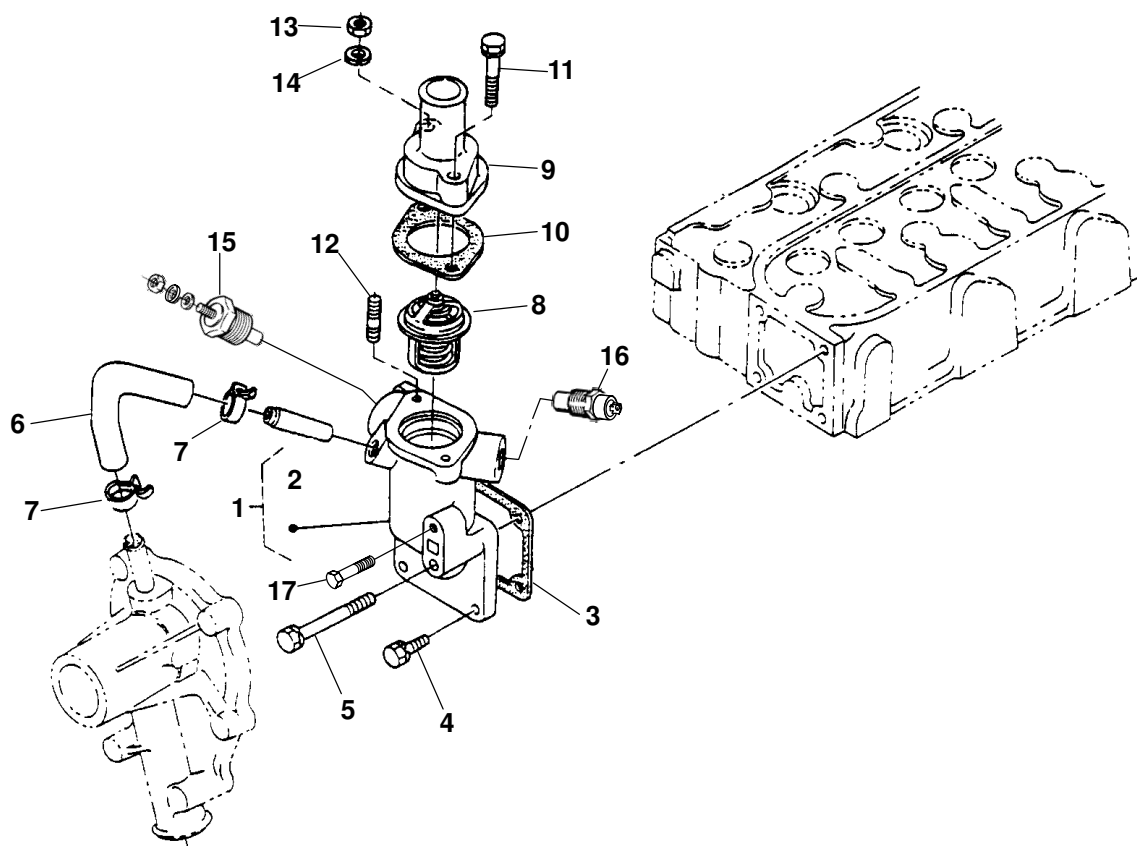


REF NO.	PART NO.	QTY USED	PART DESCRIPTION
1	185-7395	2	Bolt
2	185-2184	4	Washer, Plain
3	185-2179	4	Nut
4	185-6693	8	Arm Assy, Rocker (Includes Screw and Nut)
5	185-6695	8	Nut
6	185-6694	8	Screw, Adjusting
7	185-6687	4	Bracket, Rocker Arm
8	185-6691	3	Spring, Rocker Arm
9	185-7441	1	Pin, Spring
10	185-6689	2	Washer, Rocker Arm Shaft

REF NO.	PART NO.	QTY USED	PART DESCRIPTION
11	185-7395	2	Bolt
12	185-6681	4	Valve, Inlet
13	185-6682	4	Valve, Exhaust
14	185-7300	8	Seal, Valve Stem
15	185-6683	8	Spring, Valve
16	110-3959	8	Retainer, Spring
17	185-2077	8	Collet, Valve Spring
18	185-6459	8	Cap, Valve
19	185-6688	4	Stud
20	115-0513	1	Shaft, Rocker Arm

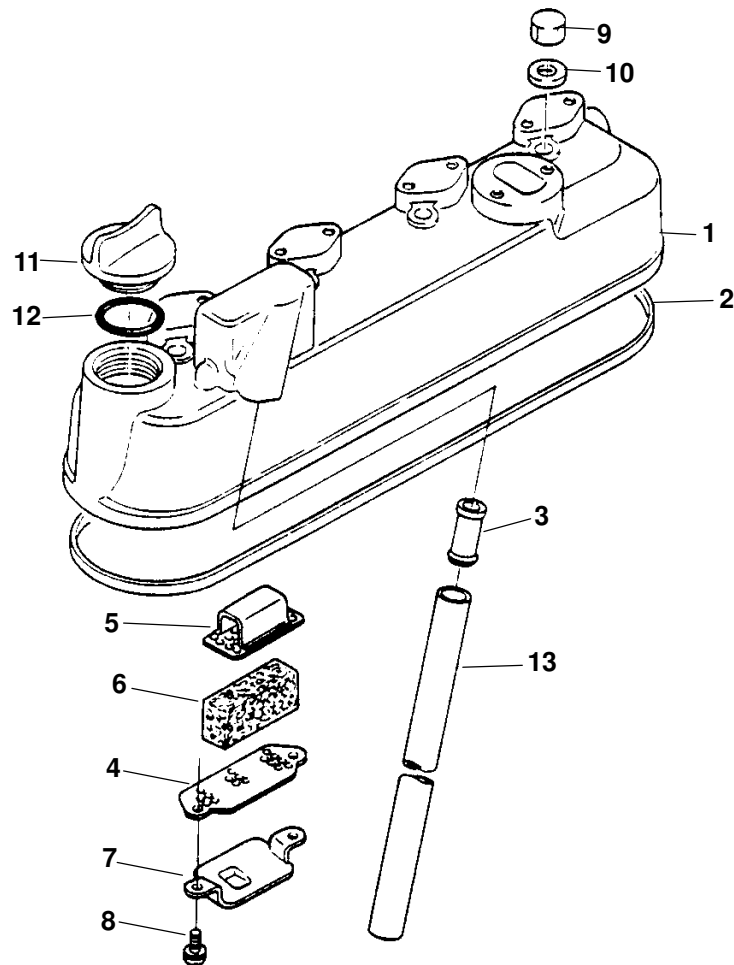
‘Blank Page’

Water Flange



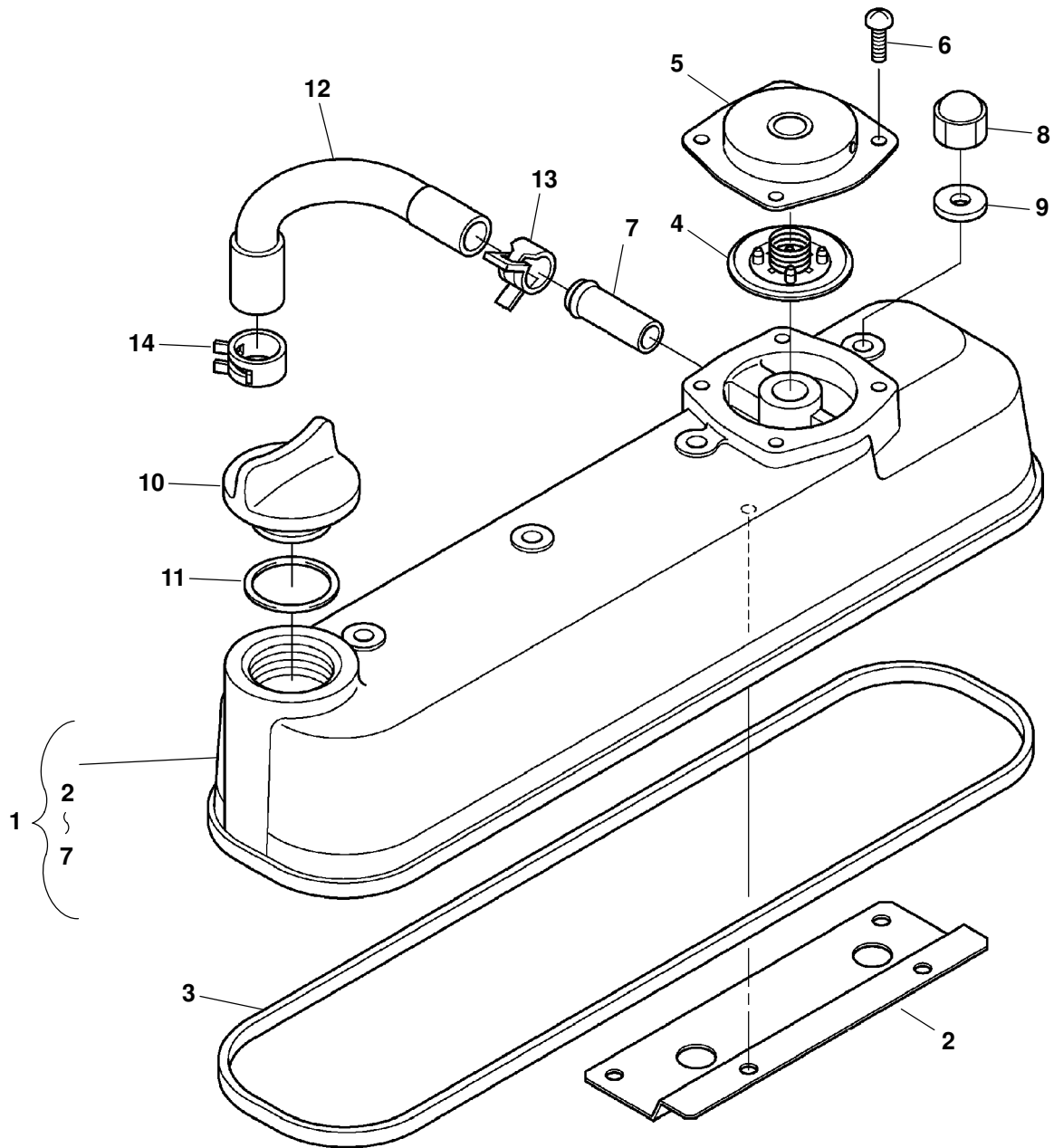
REF NO.	PART NO.	QTY USED	PART DESCRIPTION	REF NO.	PART NO.	QTY USED	PART DESCRIPTION
1			Flange, Water (Includes Water Return Pipe)	9	185-6668	1	Cover, Thermostat
	185-6663	1	Spec A	10	185-2238	1	Gasket, Thermostat
	185-6921	1	Begin Spec F	11	185-6677	1	Bolt
2	185-6445	1	Pipe, Water Return	12	185-6670	1	Stud
3	185-6922	1	Gasket, Water Flange	13	185-4255	1	Nut
4	185-2388	3	Bolt	14	185-6759	1	Washer, Spring
5	185-6665	1	Bolt	15	193-0318	1	Sender, Water Temperature(E2)
6	185-6666	1	Pipe, Water Return	16	309-0552	1	Thermostat (S2)
7	185-6667	2	Band, Pipe	17	718-1037	1	Screw, Hex Head Cap (M8 x 1.25 x 25mm)
8	185-5458	1	Thermostat				

Cylinder Head Cover (Spec A)



REF NO.	PART NO.	QTY USED	PART DESCRIPTION	REF NO.	PART NO.	QTY USED	PART DESCRIPTION
1	185-6497	1	Cover, Cylinder Head	8	185-2384	2	Screw, Washer Head
2	185-6498	1	Gasket, Head Cover	9	185-6394	4	Nut, Cap
3	185-6499	1	Joint, Breather Pipe	10	185-2291	4	Gasket
4	185-6500	1	Plate, Breather Element	11	185-5407	1	Cover, Oil Fill
5	185-6501	1	Plate, Breather Element	12	185-2349	1	O'Ring
6	185-6721	1	Element, Breather	13	185-6504	1	Pipe, Breather
7	185-6503	1	Shield, Breather Oil				

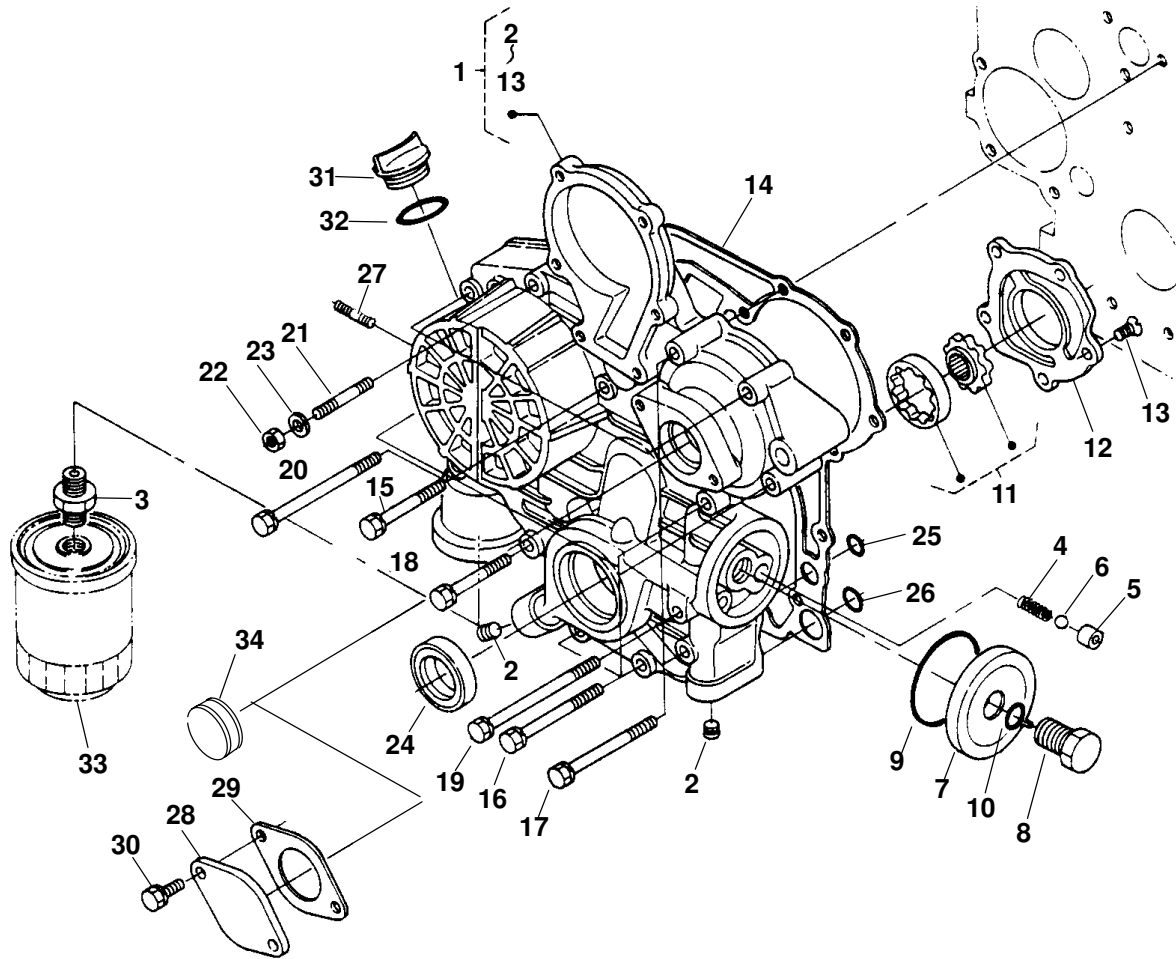
Cylinder Head Cover (Begin Spec F)



REF NO.	PART NO.	QTY USED	PART DESCRIPTION	REF NO.	PART NO.	QTY USED	PART DESCRIPTION
1	115-0514	1	Cover Assy, Cylinder Head (Includes Parts Marked *)	9	185-2291	3	Gasket
2	123-2298	1	Shield, Breather	10	123-2299	1	Plug, Oil Filler
3	185-6498	1	*Gasket, Cylinder Head Cover	11	185-7426	1	O' Ring
4	123-2296	1	*Comp. Valve, Breather	12	123-2297	1	Tub, Breather
5	123-2295	1	*Cover, Breather	13	503-2709	1	Clamp, Hose
6	185-3055	4	*Screw, Pan Head	14	503-2708	1	Clamp, Hose
7	185-6103	1	*Pipe, Water Return				
8	185-6394	3	*Nut				

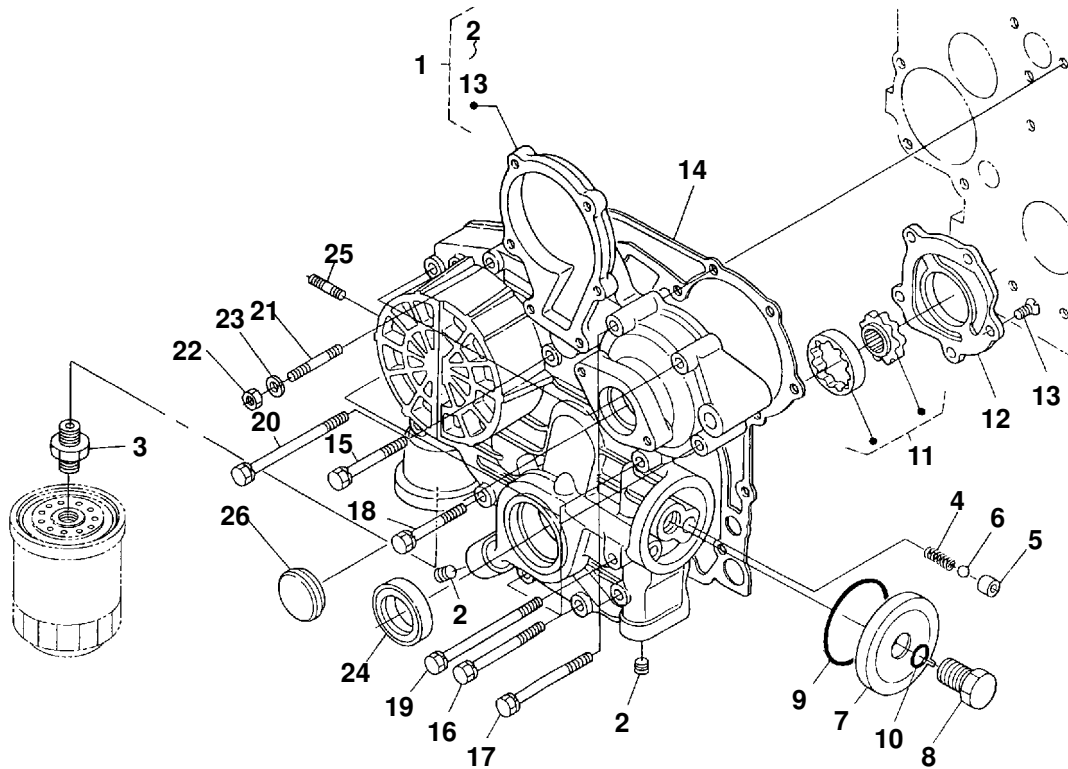
* – Parts Included in Cylinder Head Cover Assy.

Gearcase (Spec A)



REF NO.	PART NO.	QTY USED	PART DESCRIPTION	REF NO.	PART NO.	QTY USED	PART DESCRIPTION
1		1	Gearcase (Includes Parts Marked *)	18	185-6490	1	Bolt
	185-6480	1	Spec A	19	185-6491	2	Bolt
	103-0835	1	Begin Spec F	20	185-6492	1	Bolt
2	185-6481	4	*Plug	21			Stud
3	185-2124	1	*Joint, Pipe		185-6493	1	Spec A
4	185-6482	1	*Spring		185-7423	1	Begin Spec F
5	185-6483	1	*Seat, Valve	22	185-4255	1	Nut
6	185-6484	1	*Ball	23	185-6759	1	Washer, Spring
7	185-5741	1	*Cover	24			Seal, Oil
8	185-5742	1	*Bolt		185-6494	1	Spec A
9	185-5743	1	*O'Ring		185-6864	1	Begin Spec F
10	185-5869	1	*O'Ring	25	185-3080	2	O'Ring
11	185-6485	1	*Rotor Assy, Oil Pump	26	185-5869	2	O'Ring
12	185-6486	1	*Cover, Oil Pump	27			Stud
13	185-6487	5	*Screw, Countersunk Head		185-2359	2	Spec A
14			Gasket, Gearcase		185-7425	2	Begin Spec F
	185-6488	1	Spec A, B	28	185-6495	1	Cover (Spec A, B)
	185-6863	1	Begin Spec C	29	185-6496	1	Gasket (Spec A, B)
15	185-5833	3	Bolt	30	185-2388	2	Bolt (Spec A, B)
16			Bolt	31	185-5407	1	Cover, Oil Fill
	185-2394	4	Spec A, B	32	185-2349	1	O'Ring
	185-7069	4	Begin Spec C	33	185-5835	1	Filter, Oil
17	185-6665	2	Bolt	34	185-7405	1	Plug (Begin Spec C)

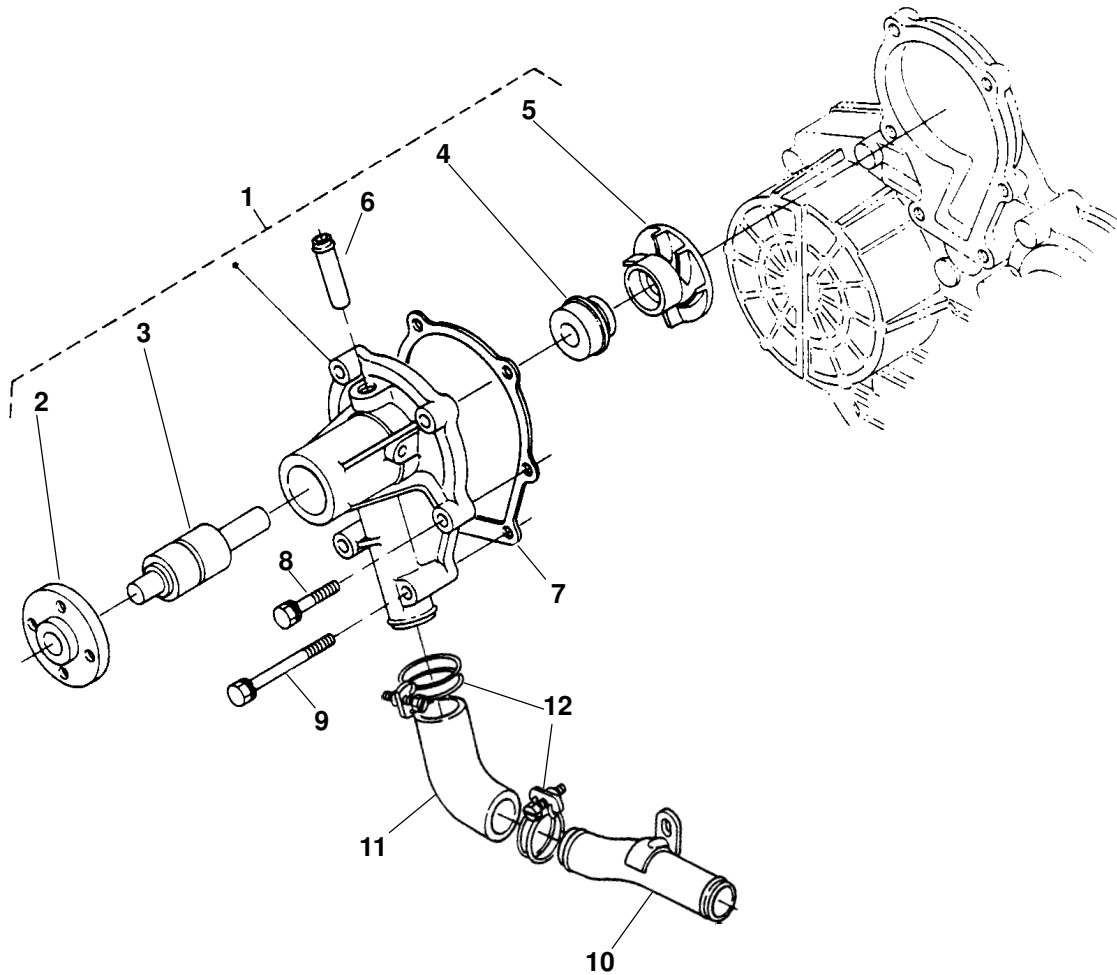
Gearcase (Begin Spec F)



REF NO.	PART NO.	QTY USED	PART DESCRIPTION	REF NO.	PART NO.	QTY USED	PART DESCRIPTION
1	181-9099	1	Gearcase (Includes Parts Marked *)	15	185-5833	3	Bolt
2	185-6481	5	*Plug	16	185-7069	4	Bolt
3	185-2124	1	*Joint, Pipe	17	185-6489	2	Bolt
4	185-6482	1	*Spring	18	184-0038	1	Bolt
5	185-6483	1	*Seat, Valve	19	185-6491	2	Bolt
6	185-6484	1	*Ball	20	185-6492	1	Bolt
7	185-5741	1	*Cover	21	185-7423	1	Stud
8	185-5742	1	*Bolt	22	185-4255	1	Nut
9	185-5743	1	*O'Ring	23	185-6759	1	Washer, Spring
10	185-5744	1	*O'Ring	24	185-6864	1	Seal, Oil
11	185-6485	1	*Rotor Assy, Oil Pump	25	185-7425	2	Stud
12	185-6486	1	*Cover, Oil Pump	26	185-7216	1	Cover, Gearcase
13	185-6487	5	*Screw, Countersunk Head				
14	185-6863	1	Gasket, Gearcase				

* - Parts Included in Gearcase.

Water Pump (Spec A)

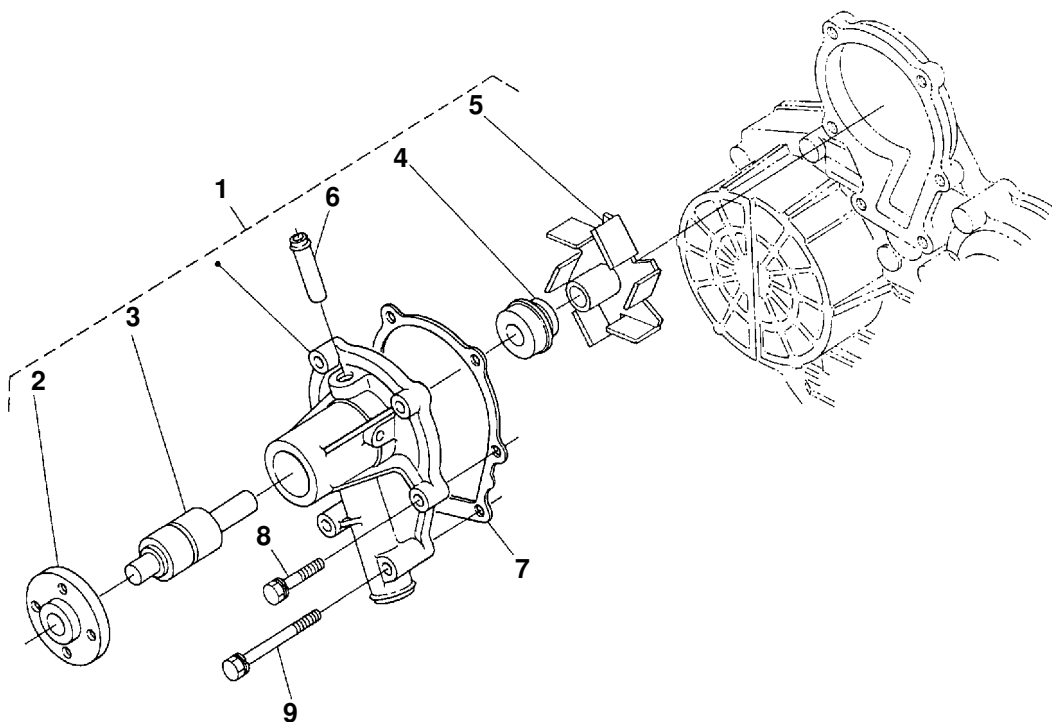


REF NO.	PART NO.	QTY USED	PART DESCRIPTION
1	185-6671	1	Pump Assy, Water (Includes Parts Marked *)
2	185-6672	1	*Flange, Water Pump
3	185-6673	1	*Bearing
4	185-5714	1	*Seal Assy, Mechanical
5	185-6674	1	*Impeller, Water Pump
6	185-5719	1	*Pipe, Water Return
7	185-7299	1	Gasket, Water Pump

REF NO.	PART NO.	QTY USED	PART DESCRIPTION
8	185-6677	4	Bolt
9	185-5745	2	Bolt
10	185-6457	1	Pipe, Water
11	185-6678	1	Pipe, Water
12	185-6679	2	Clamp

* – Parts Included in Water Pump Assy.

Water Pump (Begin Spec F)

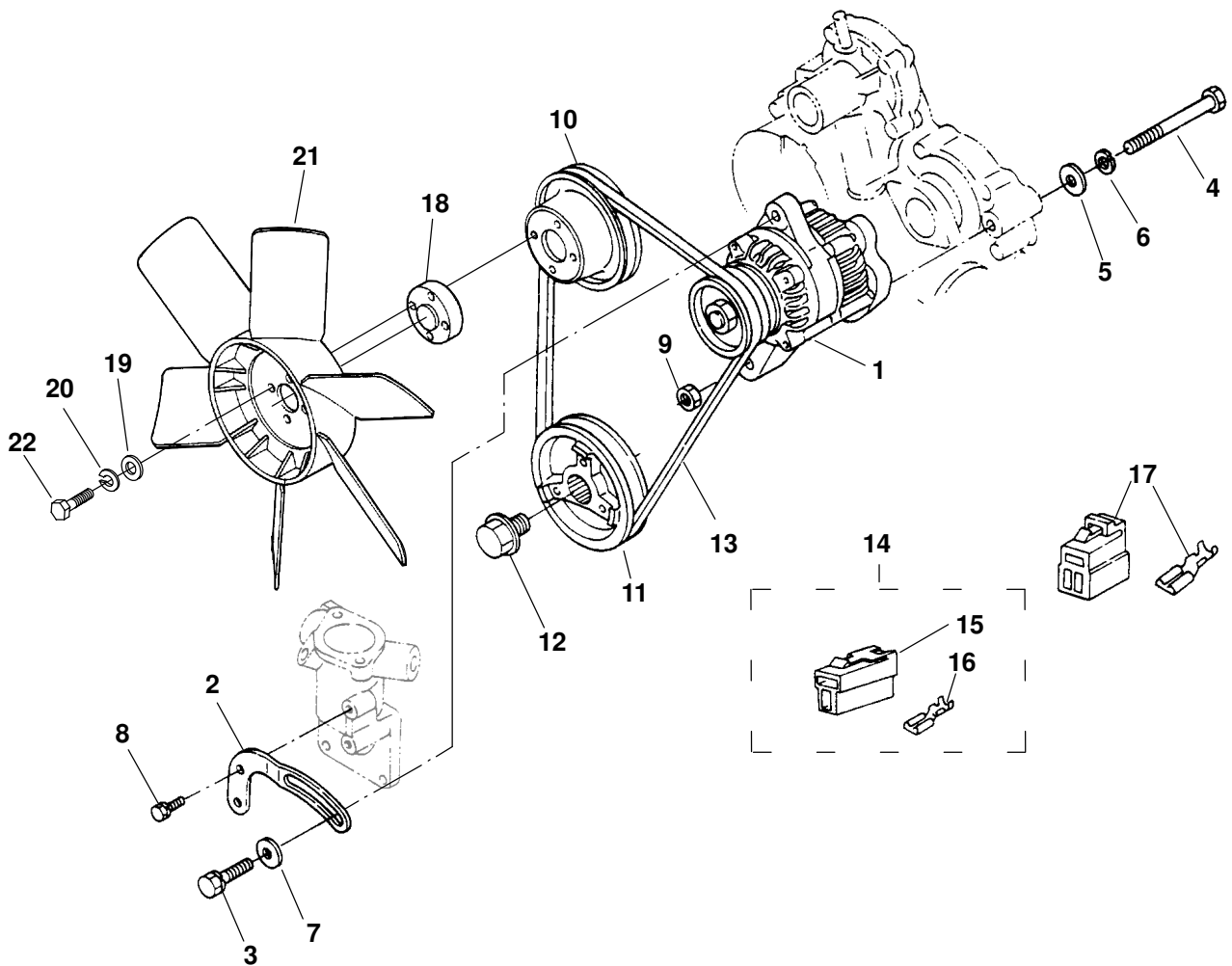


REF NO.	PART NO.	QTY USED	PART DESCRIPTION
1	132-0462	1	Pump Assy, Water (Includes Parts Marked *)
2	185-6672	1	*Flange, Water Pump
3	510-0225	1	*Bearing
4	509-0440	1	*Seal Assy, Mechanical
5	132-0463	1	*Impeller, Water Pump
6	185-6675	1	*Pipe, Water Return

REF NO.	PART NO.	QTY USED	PART DESCRIPTION
7	185-7299	1	Gasket, Water Pump
8	185-6677	4	Bolt
9	800-6368	2	Bolt

* – Parts Included in Water Pump Assy.

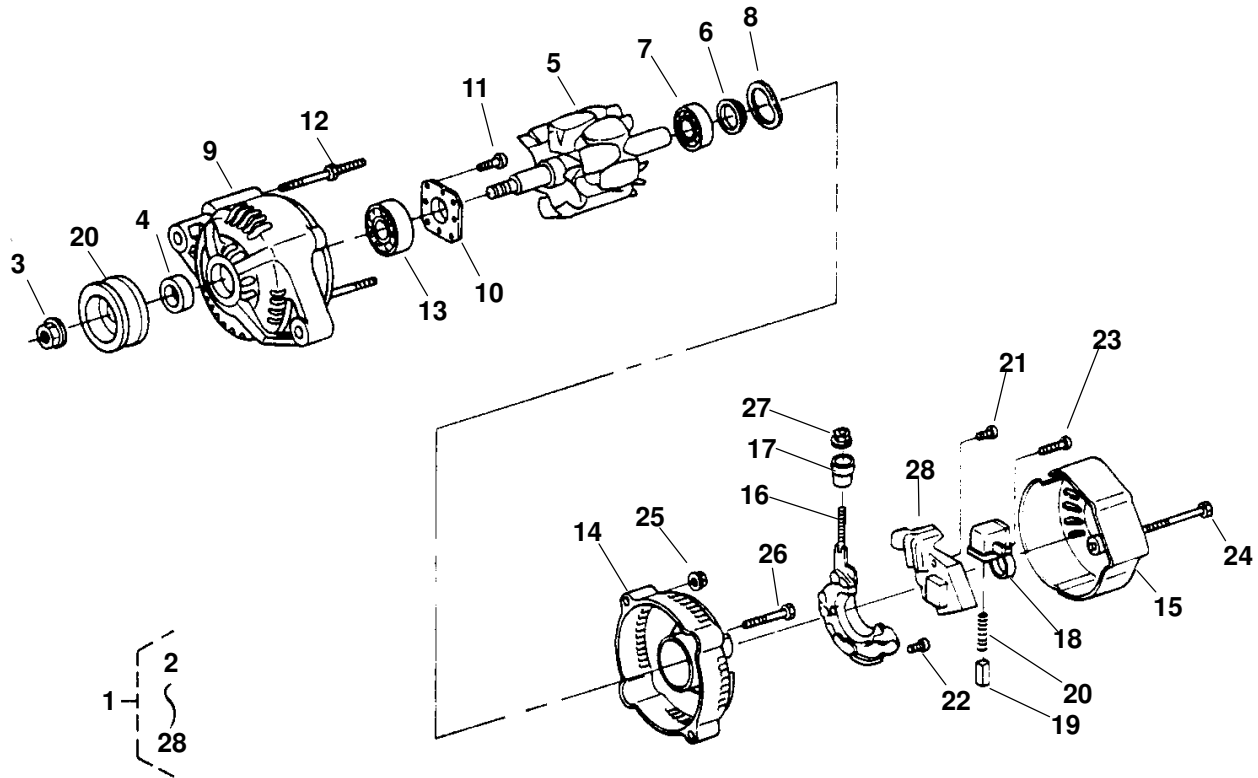
Alternator



REF NO.	PART NO.	QTY USED	PART DESCRIPTION
1	185-6627	1	Alternator (12V, 30A) (See Separate Page for Components)
2	185-6628	1	Stay, Alternator
3	185-2403	1	Bolt
4	185-6629	1	Bolt
5	185-6630	1	Washer, Plain
6	185-6785	1	Washer, Spring
7	185-6786	1	Washer, Plain
8	185-2388	1	Bolt
9	185-5445	1	Nut
10	185-6631	1	Pulley, Fan
11	185-6632	1	Pulley, Fan Drive
12	185-6633	1	Bolt
13	185-5446	1	Belt, Fan
14	185-5447	1	Coupler Assy (Includes Connector and Terminal)

REF NO.	PART NO.	QTY USED	PART DESCRIPTION
15	185-6440	1	Connector
16	185-6347	7	Terminal
17	185-6634	1	Coupler Assy, Lock
18	185-6680	1	Collar, Fan
19	526-0018	4	Washer, Flat (1/4")
20	850-2006	4	Washer, Lock (M6)
21	130-4121	1	Fan Specs 11323, 11379, 11435, 61730, 61732 61996, 66046 (Suction)
	130-4122	1	Specs 11322, 61733(Pusher)
	130-4556		Specs 11322, 11378, 11473, 11509, 61731, 61733 (Pusher)
22	718-1018	4	Screw, Hex Head Cap (M6 x 1 x 12mm)

Alternator Components

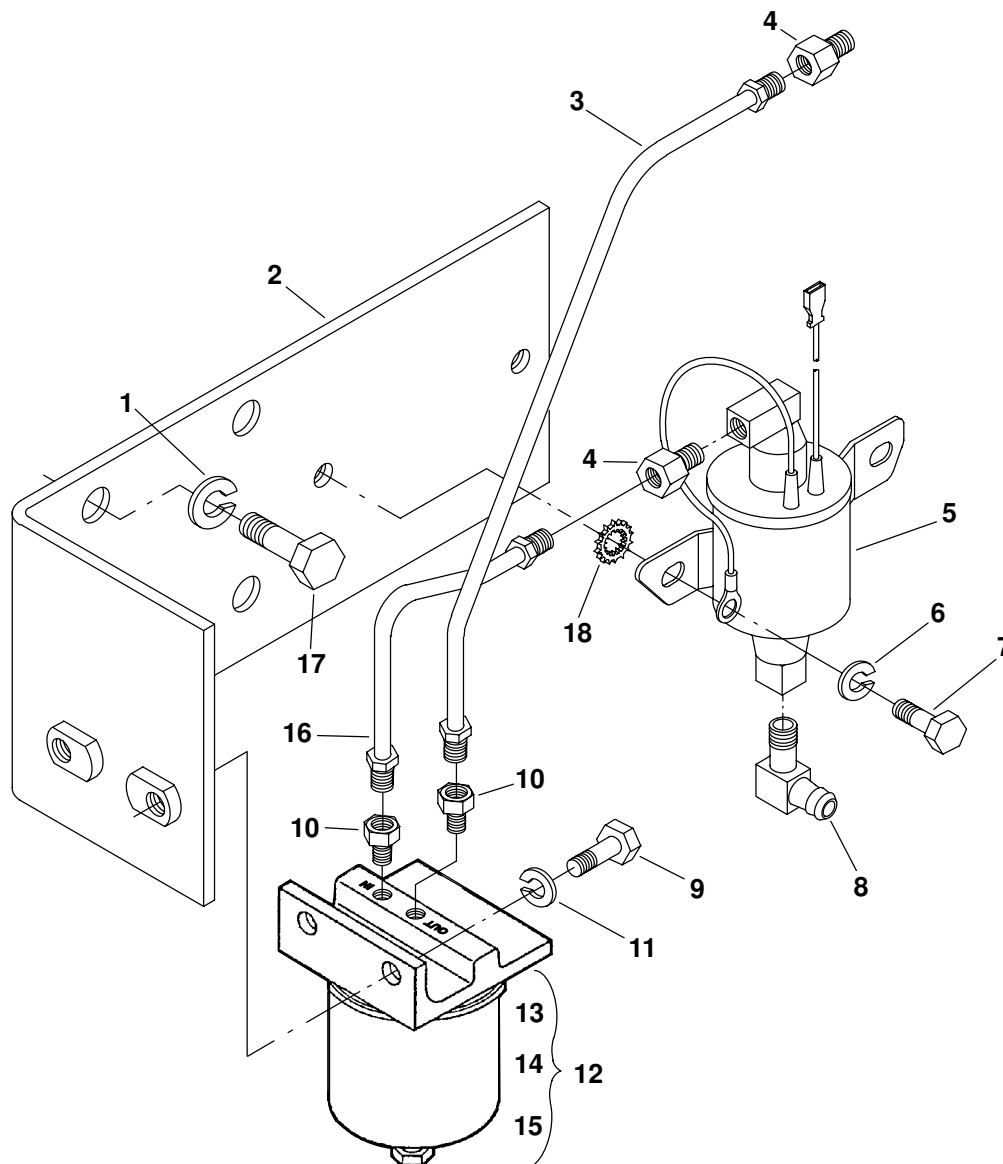


REF NO.	PART NO.	QTY USED	PART DESCRIPTION
1	185-6627	1	Alternator Assy (Includes Parts Marked *)
2	185-5767	1	*Pulley, Alternator
3	185-5768	1	*Nut
4	185-5769	1	*Collar
5	185-5770	1	*Rotor
6	185-5771	1	*Cover, Bearing
7	185-5772	1	*Bearing, Ball
8	185-6187	1	*Washer, Thrust
9	185-5773	1	*Frame, Drive End
10	185-5774	1	*Plate, Retainer
11	185-5775	4	*Screw, Round Head
12	185-7056	2	*Bolt, Thru
13	185-5777	1	*Bearing, Ball
14	185-6188	1	*Frame, End
15	185-6189	1	*Cover, End

REF NO.	PART NO.	QTY USED	PART DESCRIPTION
16	185-6190	1	*Rectifier Assy
17	185-6191	1	*Bushing, Insulation
18	185-5782	1	*Holder, Brush
19	185-5783	2	*Brush
20	185-5784	2	*Spring, Brush
21	185-5785	2	*Screw, Round Head
22	185-5786	6	*Screw, Round Head
23	185-5787	1	*Screw Round, Head
24	185-5788	3	*Bolt
25	185-5789	2	*Nut
26	185-5790	2	*Bolt
27	185-2961	1	*Nut
28	185-5791	1	*Regulator

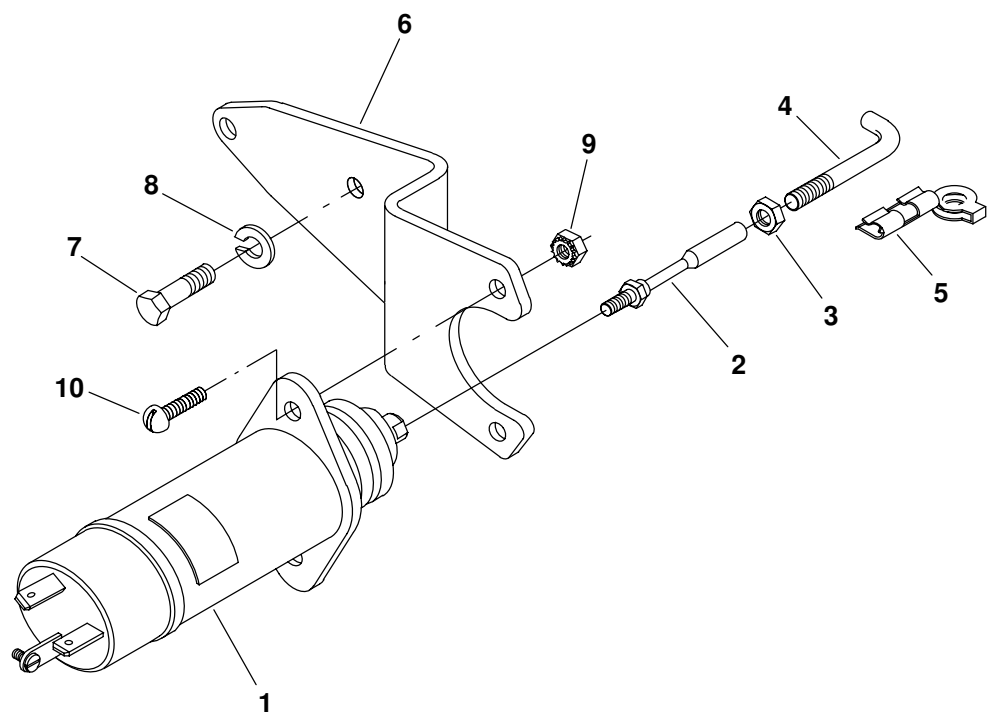
* – Parts Included in Alternator Assy.

Fuel Pump



REF NO.	PART NO.	QTY USED	PART DESCRIPTION	REF NO.	PART NO.	QTY USED	PART DESCRIPTION
1	850-2010	4	Washer, Lock (M10)	10	502-0033	2	Connector, Inverted Male
2	145-2570-02	1	Bracket, Fuel Pump	11	850-2008	2	Washer, Lock (M8)
3	149-2428	1	Line, Fuel Filter	12	149-2100	1	Filter, Fuel (Includes Aluminum Base, Element and Drain Plug)
4	502-0003	1	Adapter, Reducing (1/4 x 1/8)	13	149-2235	1	Base, Aluminum
5	149-2548	1	Pump, Electric Fuel (E5)	14	149-2106	1	Element, Fuel Filter
6	850-2006	2	Washer, Lock (M6)	15	502-0028	1	Plug, Drain
7	800-2029	2	Screw, Hex Head Cap (M6 x 1 x 12mm)	16	149-2429	1	Line, Fuel Pump
8	502-0313	1	Elbow, 90° Hose (1/8 NPT x 1/4 I.D.)	17	800-3004	4	Screw, Hex Head Cap (M10 x 1.25 x 20mm)
9	800-2056	2	Screw, Hex Head Cap (M8 x 1.25 x 16mm)	18	856-0006	1	Washer, EIT (1/4")

Stop Solenoid



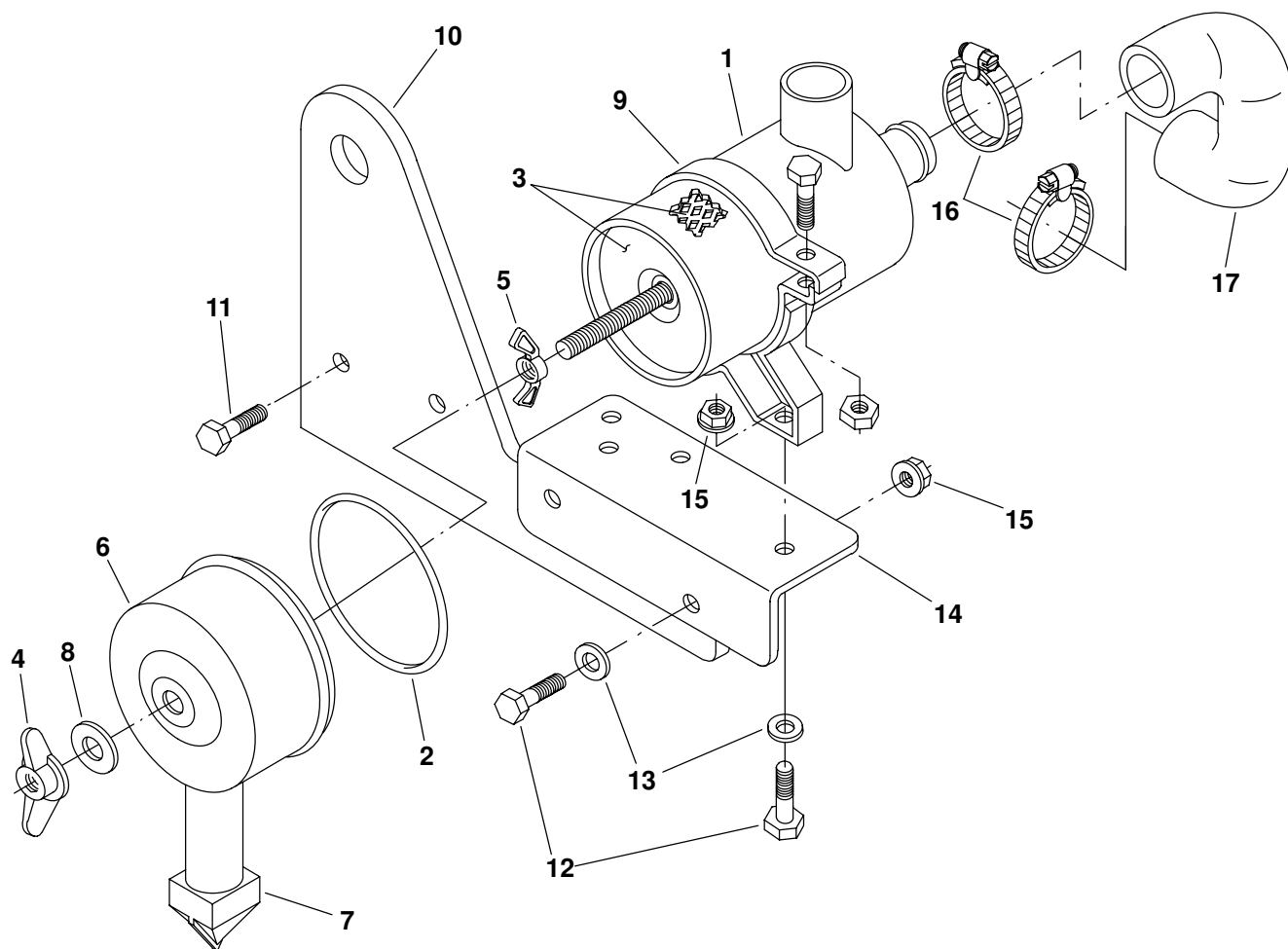
REF NO.	PART NO.	QTY USED	PART DESCRIPTION
	307-2809	1	Assy, Solenoid
1	307-2546	1	Solenoid, Stop (K1)
2	150-1733	1	Joint, Ball
3	115-0025	2	Nut, Hex (1/4-28UNF)
4	150-2555	1	Link, Solenoid
5	306-4081	1	Clip, Rod End
6	150-2554-02	1	Bracket, Solenoid
7	800-2029	2	Screw, Hex Head Cap (M6 x 1 x 12mm)

REF NO.	PART NO.	QTY USED	PART DESCRIPTION
8	850-2006	2	Washer, Lock (M6)
9	870-0131	2	Nut, ET Hex (#10-32)
10	813-0100	2	Screw, Round Head Machine (#10-32 x 1/2")

* – Parts included in Assembly.

‘Blank Page’

Air Cleaner

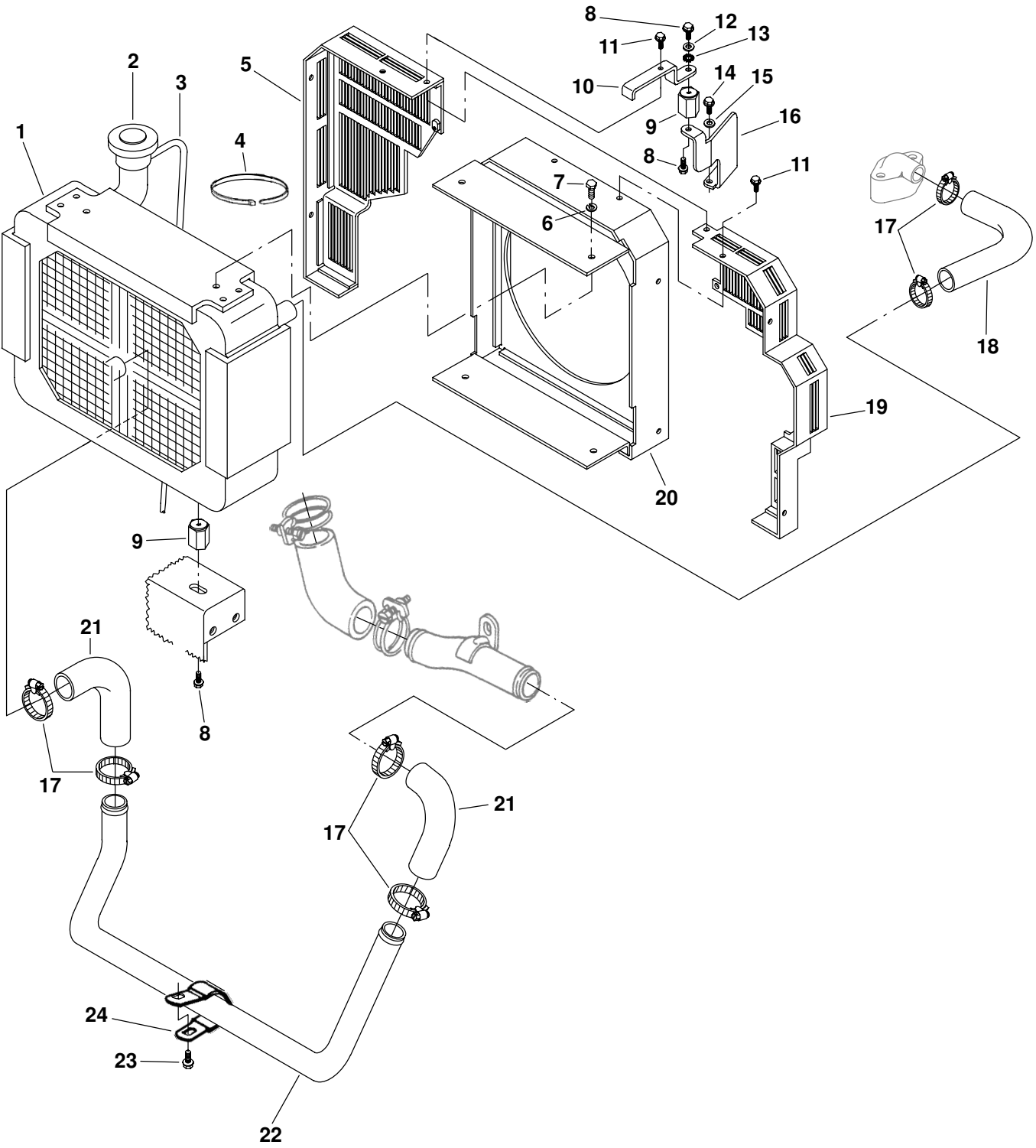


REF NO.	PART NO.	QTY USED	PART DESCRIPTION
1	140-2841	1	Cleaner Assy, Air (Includes Parts Marked #)
2	140-2848	1	#O'Ring
3	140-2842	1	#Element, Air Cleaner
4	140-2847	1	#Nut, Wing
5	140-2846	1	#Nut, Wing
6	140-2845	1	#Cover, Air Cleaner
7	140-2843	1	#Valve, Dust Ejector
8	140-2844	1	#Washer
9	140-2850	1	Band, Air Cleaner
10	140-2863-02	1	Bracket, Lifting
11	718-1035	2	Screw, Head Hex Cap (M8 x 1.25 x 16mm)

REF NO.	PART NO.	QTY USED	PART DESCRIPTION
12	718-1036	4	Screw, Hex Head Cap (M8 x 1.25 x 20mm)
13	526-2100	6	Washer, Flat (M8)
14	140-2864-02	1	Bracket, Air Cleaner
15	870-2055	4	Nut, Flange Locking (M8 x 1.25)
16	503-0365	2	Clamp, Hose
17	503-1450	1	Hose, Air Cleaner

– Parts Included in Air Cleaner Assy.

Cooling System

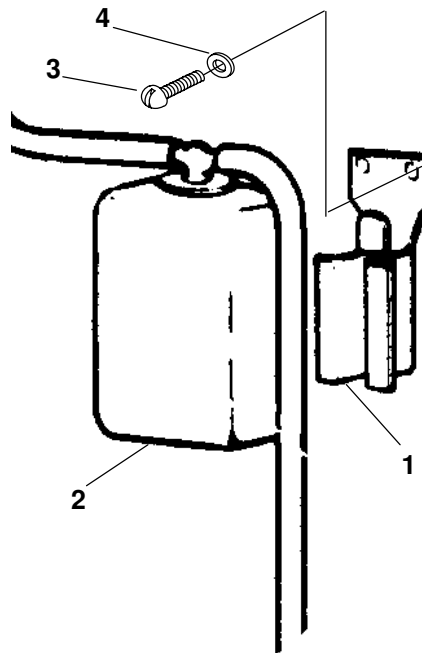


Cooling System

REF NO.	PART NO.	QTY USED	PART DESCRIPTION	REF NO.	PART NO.	QTY USED	PART DESCRIPTION
1			Radiator	13	856-0008	1	Washer, EIT Lock (5/16")
	130-4213	1	Spec A	14	821-2045	2	Screw, Lock (Flange)
	130-4555	1	Begin Spec B				(M8 x 1.25 x 16mm)
2	130-1788	1	Cap, Radiator	15	526-2100	4	Washer, Flat (M8)
3	503-0276	1	Hose, 30" Overflow	16	130-4185-02	1	Bracket, Radiator Support
4	332-0941	1	Tie, Cable	17	503-0189	4	Clamp, Hose
5	130-4182-02	1	Guard, Right Belt	18	503-1861	1	Hose, Upper Radiator
6	850-2010	2	Washer, Lock (M10)	19	130-4179-02	1	Guard, Left Belt
7	821-0028	2	Screw, Hex Head Cap (3/8-16 x 1/2")	20	130-4260-02	1	Shroud, Fan
				21			Hose, Radiator Elbow (90°)
8	821-0014	4	Screw, Hex Flange-Locking (5/16-18 x 1/2")		503-1884	2	Spec A
					503-2000	1	Begin Spec B
9	402-0070	3	Isolator, Vibration	22	130-4212-02	1	Tube, Radiator (Spec A)
10	130-4259-02	1	Support, Radiator Mounting	23	821-0016	1	Screw, Lock Head Flange (5/16-18 x 3/4") (Spec A)
11	821-0010	8	Screw, Hex Flange-Locking (1/4-20 x 1/2")				Clamp, Steel Loop (Spec A)
12	526-0029	1	Washer, Flat (3/8")	24	332-1024	1	

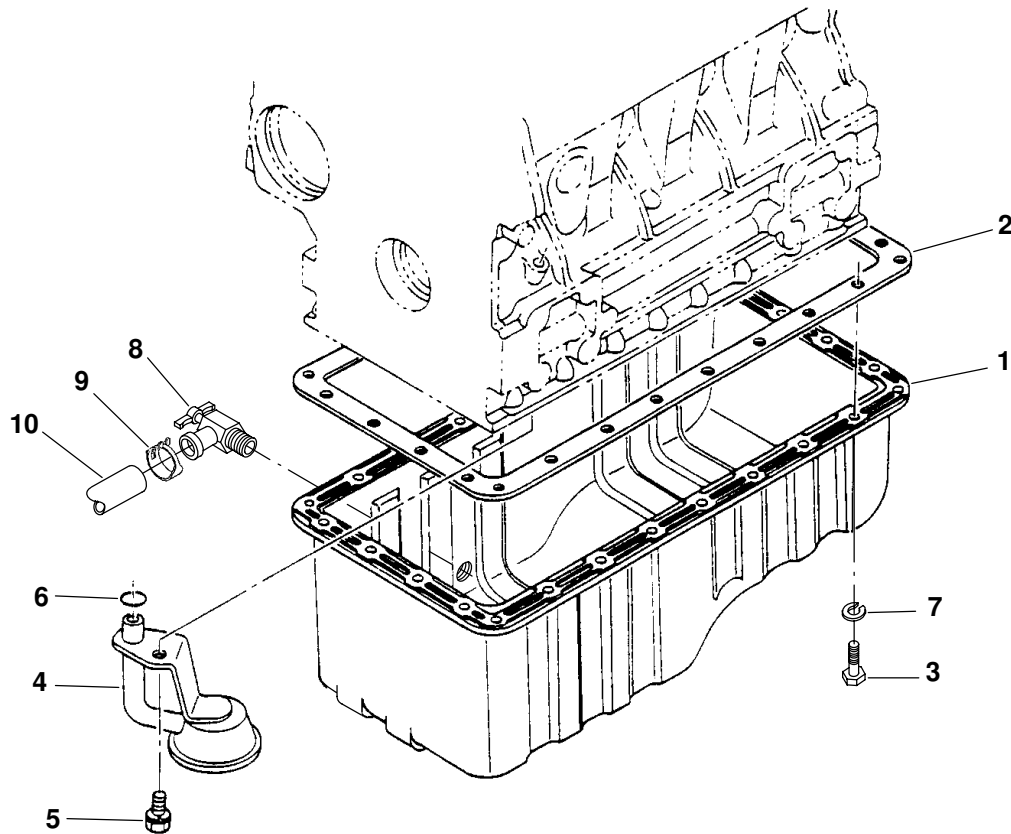
‘Blank Page’

Coolant Recovery Tank



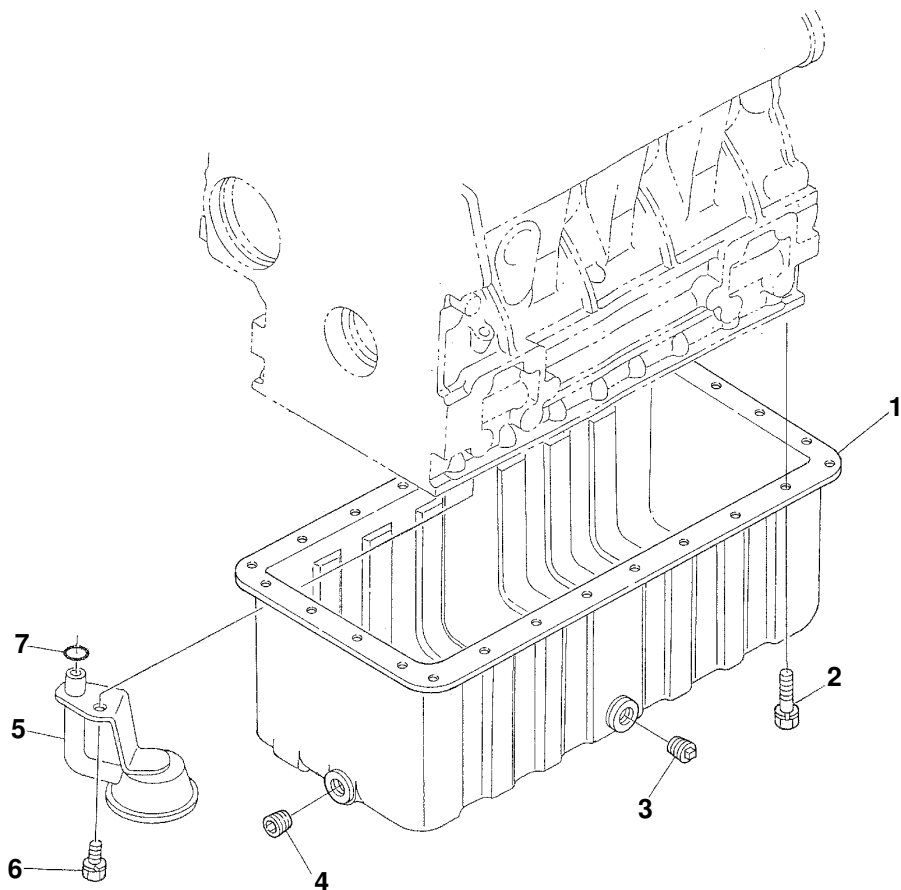
REF NO.	PART NO.	QTY USED	PART DESCRIPTION	REF NO.	PART NO.	QTY USED	PART DESCRIPTION
	130-2781	1	Kit, Overflow Recovery Tank (One Quart)	3	808-0054	2	Screw, Round Head Sheet Metal (14 x 7/8")
1	130-2780	1	Bracket, Tank	4	526-0021	2	Washer, Flat
2	130-2779	1	Tank, Radiator Recovery Water				

Oil Pan (Spec A)



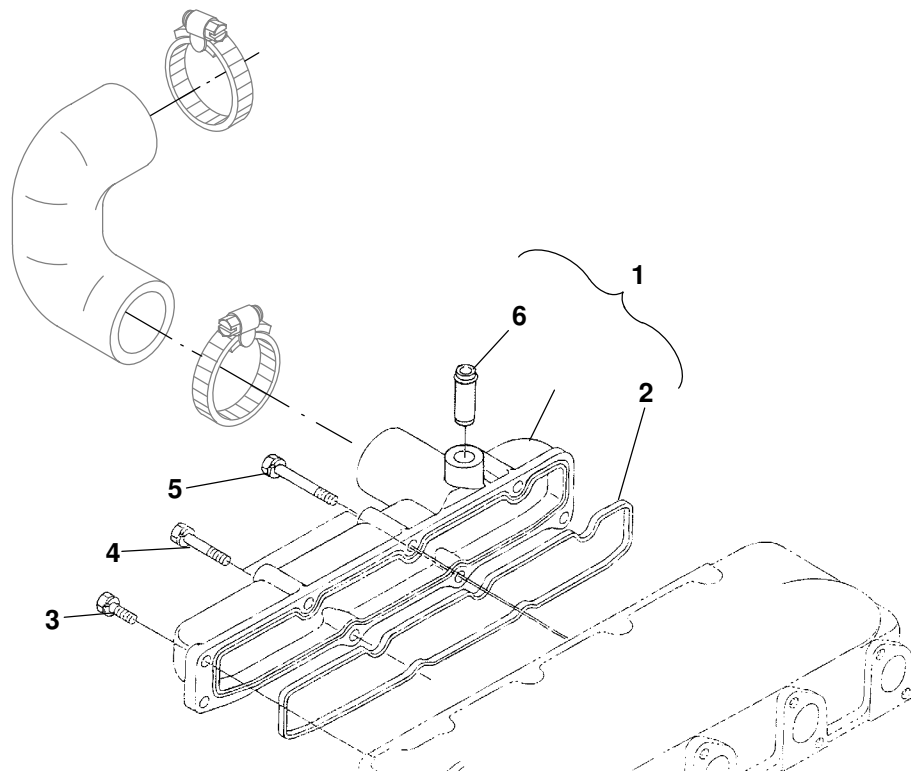
REF NO.	PART NO.	QTY USED	PART DESCRIPTION	REF NO.	PART NO.	QTY USED	PART DESCRIPTION
1	102-1443	1	Pan, Oil	6	185-3078	1	O'Ring
2	185-5478	1	Gasket, Oil Pan	7	850-2006	26	Washer, Lock (M6)
3	718-1020	26	Screw, Hex Head Cap (M6 x 1 x 16mm)	8	504-0176	1	Valve, Oil Drain Shutoff
4	185-6473	1	Tube, Oil Pickup	9	503-0976	1	Clamp, Hose
5	185-2563	1	Bolt	10	503-0227	1	Hose, Oil Drain (2')

Oil Pan (Begin Spec F)



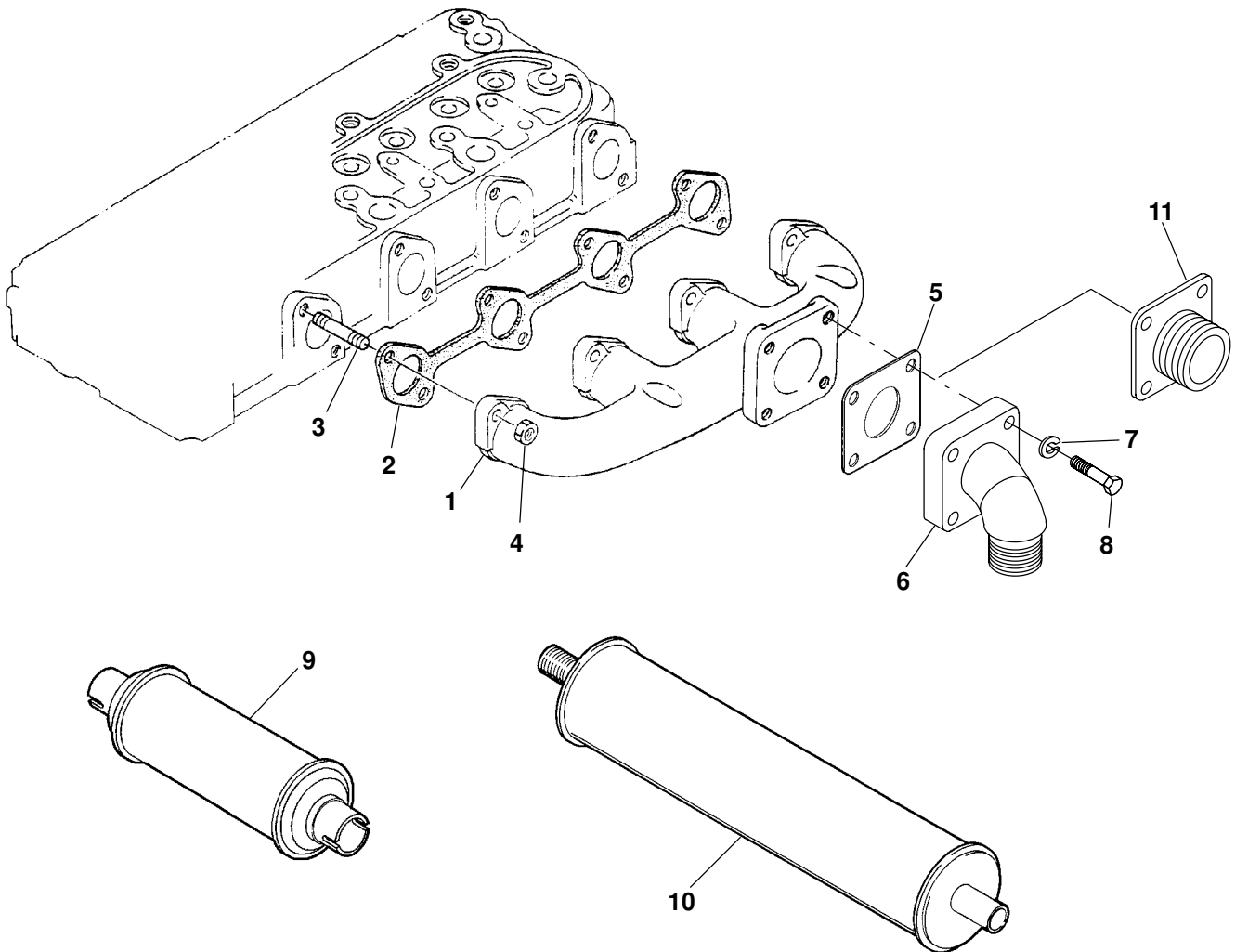
REF NO.	PART NO.	QTY USED	PART DESCRIPTION	REF NO.	PART NO.	QTY USED	PART DESCRIPTION
1	102-1528	1	Pan, Oil	5	120-1362	1	Filter, Oil
2	800-6369	26	Screw, Hex Head Cap	6	185-2563	1	Bolt
3	185-5826	1	Plug	7	185-7421	1	O'Ring
4	102-1511	1	Plug				

Intake Manifold



REF NO.	PART NO.	QTY USED	PART DESCRIPTION	REF NO.	PART NO.	QTY USED	PART DESCRIPTION
1	185-6700	1	Manifold, Inlet Spec A-E	4	185-6677	2	Screw
	154-3204	1	Begin Spec F	5	185-7069	3	Screw, Hex Head
2	185-6701	1	Gasket, Inlet Manifold	6	185-6499	1	Joint, Breather Pipe (Begin Spec F)
3	185-2389	3	Screw, Hex Head (M6 x 18mm)				

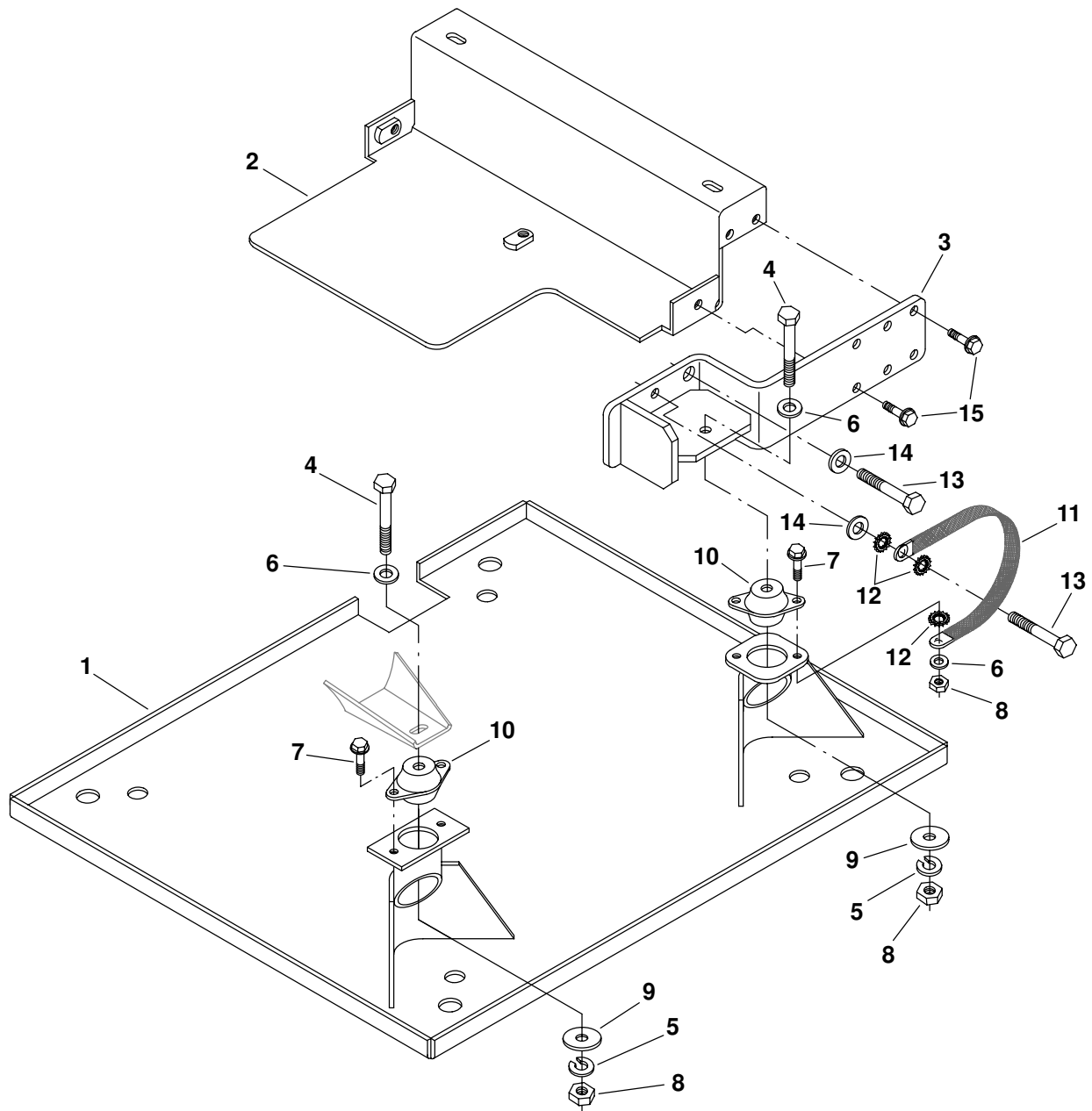
Exhaust Manifold



REF NO.	PART NO.	QTY USED	PART DESCRIPTION	REF NO.	PART NO.	QTY USED	PART DESCRIPTION
1	185-6696	1	Manifold, Exhaust Spec A	5	185-6853	1	Gasket, Exhaust
	181-9237	1	Begin Spec F	6	155-2666	1	Elbow, Exhaust
2	185-6854	1	Gasket, Exhaust Manifold Spec A	7	850-2008	4	Washer, Lock (M8)
	185-6697	1	Begin Spec F	8	725-1052	4	Screw, Hex Head Cap (M8 x 30mm)
3	185-7110	8	Stud Spec A	9	155-2653	1	Resonator, Exhaust
	185-6698	8	Begin Spec F	10	155-2262	1	Muffler
4	185-6699	8	Nut	11	154-2852	1	Adapter, Exhaust Flange (to 1-1/4 Pipe Thread)
				12	155-2124	1	Hanger, 1-1/2" ID (Not Shown)

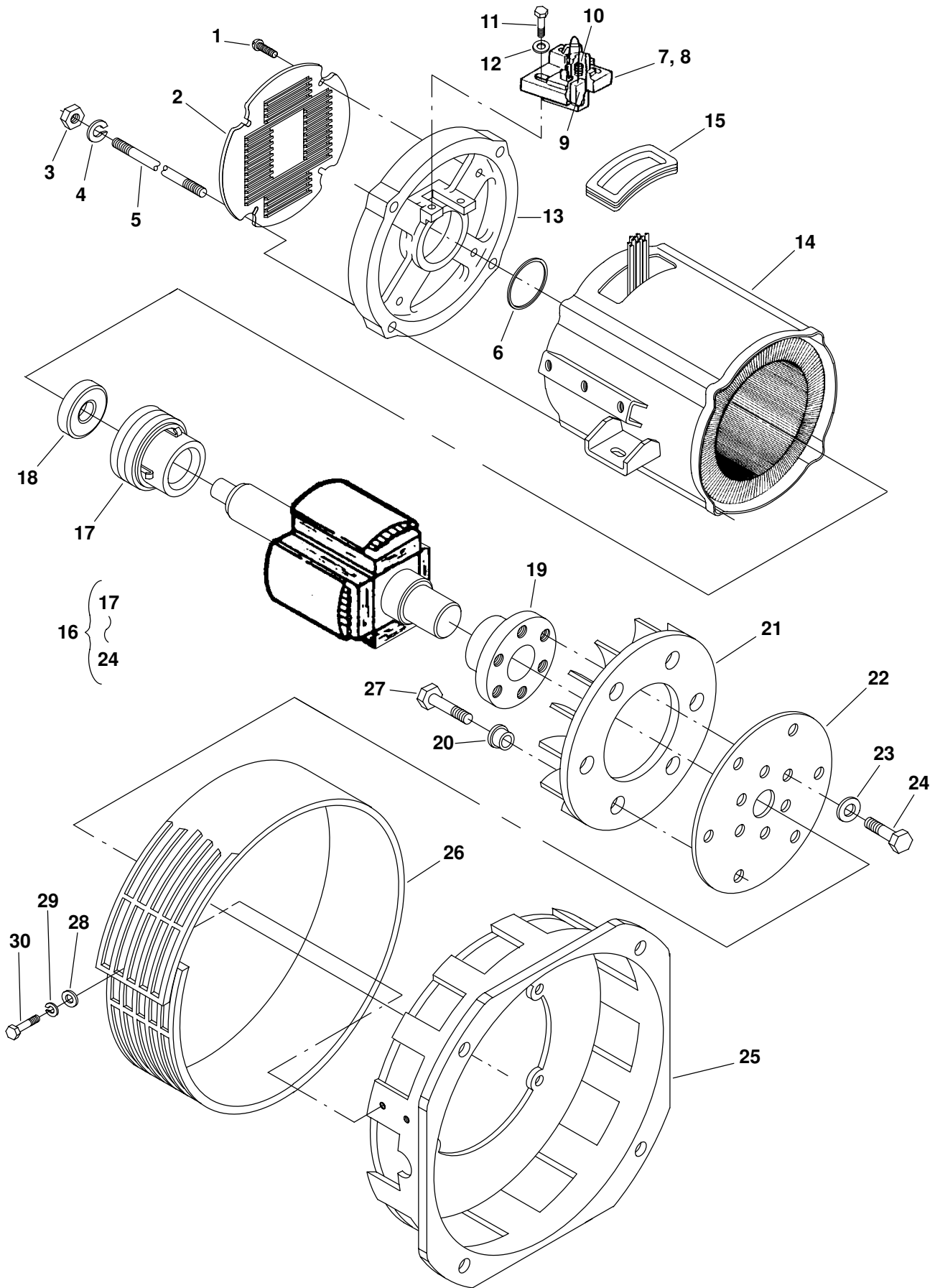
‘Blank Page’

Drip Pan



REF NO.	PART NO.	QTY USED	PART DESCRIPTION	REF NO.	PART NO.	QTY USED	PART DESCRIPTION
1	403-3522-02	1	Pan, Drip	9	526-0324	4	Washer, Flat (1.88"OD x .405"D x 1345"THK)
2	130-4261-02	1	Bracket, Radiator Mounting	10	402-0653	4	Isolator, Vibration
3	403-3584-02	2	Bracket, Engine/Radiator Mounting	11	337-0081	1	Strap, Bond
4	800-0057	4	Screw, Hex Head Cap (3/8-16 x 2.75")	12	856-0010	3	Washer, EIT Lock (3/8")
5	850-2010	4	Washer, Lock (M10)	13	815-0585	8	Screw, Hex Head Cap (M10 x 1.25 x 20mm)
6	526-0030	5	Washer, Flat (3/8")	14	740-1008	8	Washer, Lock (M10)
7	821-0029	8	Screw, Lock Head (3/8-16 x 3/4")	15	821-0014	6	Screw, Lock Head (5/16 - 18 x 1/2")
8	862-0003	5	Nut, Hex (3/8-16)				

Generator

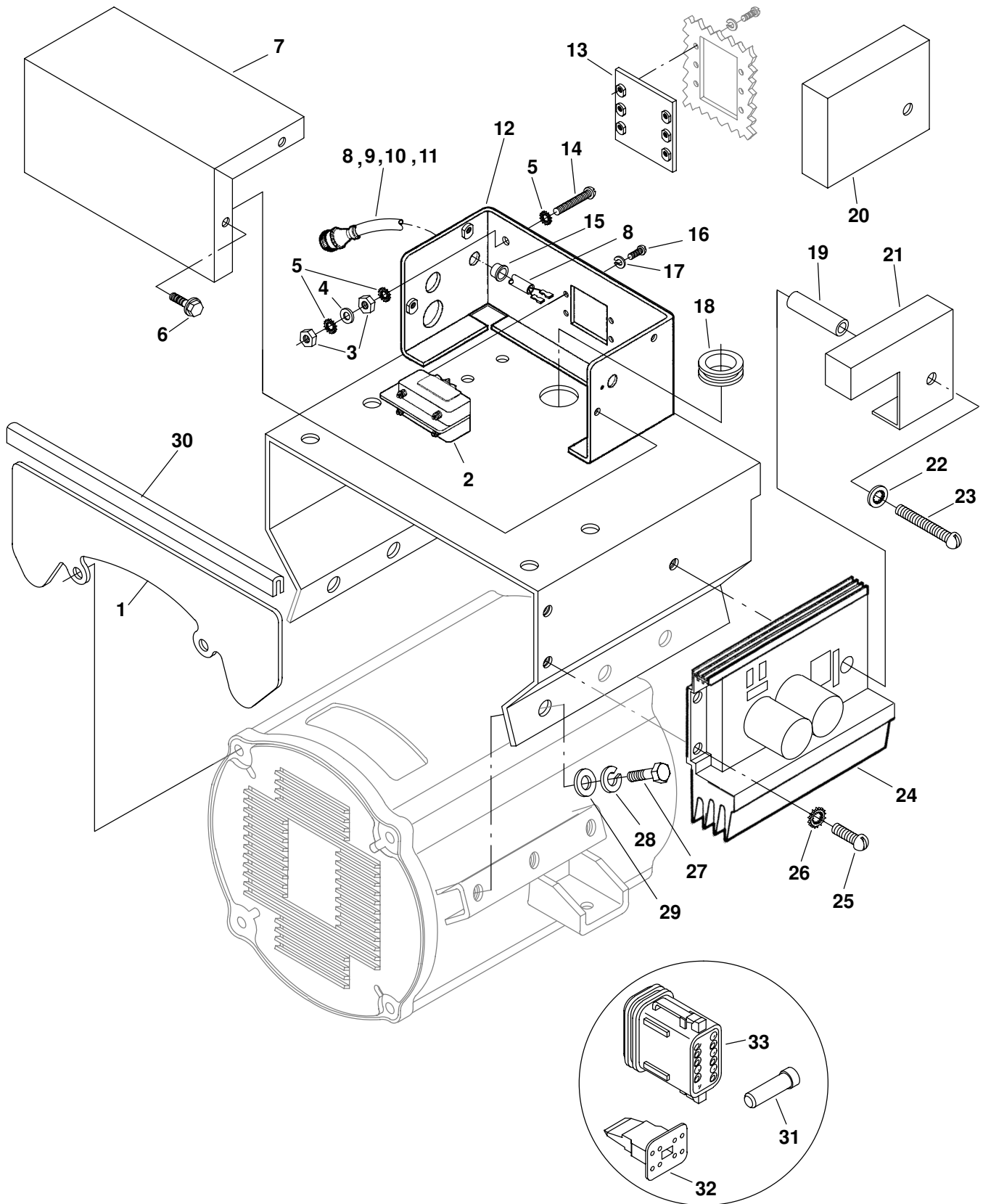


Generator

REF NO.	PART NO.	QTY USED	PART DESCRIPTION	REF NO.	PART NO.	QTY USED	PART DESCRIPTION
1	815-0810	4	Screw, Round Head Machine (M4 x .7 x 10mm)	19	232-3753	1	* Hub, Drive
2	211-0448-03	1	Cover, Endbell	20	232-3296	6	* Spacer, Fan
3	862-0003	4	Nut, Hex (3/8-16)	21	205-0220	1	* Fan, Generator
4	850-0114-07	4	Washer, Flat (.375")	22			* Disc, Generator Drive
5			Stud		232-3752	1	32mm Center Hole
	520-1000-02	4	Stack 117		232-3915	1	35mm Center Hole
	520-1000-03	4	Stack 142	23	526-2100	6	* Washer, Flat (M8)
6	509-0196	1	O'Ring	24	800-2056	6	* Screw, Hex Head Cap (M8 x 1.25 x 16mm)
7	212-1285-S0	1	Block Assy, Brush (Includes Block, Brushes, and Spring)	25	231-0347	1	Adapter, Generator
8	212-1286-S0	1	Block, Brush (With Terminal)	26	232-3755-02	1	Guard, Fan
9	214-0103	2	Brush, Generator	27	800-2515	6	Screw, Hex Head Cap (M8 x 1.25 x 30mm)
10	212-1276-03	2	Spring, Generator Brush	28	526-2080	3	Washer, Flat (M6)
11	800-2008	2	Screw, Hex Head Machine (M5 x .8 x 16mm)	29	850-2005	3	Washer, Lock (M5)
12	526-0399-56	2	Washer, Flat (M5)	30	800-2006	3	Screw, Hex Head Cap (M5 x .8 x 14mm)
13	211-0447	1	Endbell				
14			Stator, Generator				
			1 Phase 50Hz				
	220-4434-07	1	110/220 142 Stack				
			1 Phase 60Hz				
	220-4434-04	1	100/200 117 Stack				
	220-4434-03	1	120/240 117 Stack				
			3 Phase 50Hz				
	220-4395-04	1	142 Stack				
			3 Phase 60Hz				
	220-4495-03	1	120/240 142 Stack				
15	508-1049-02	1	Edging				
16			Rotor Assy, Generator (Includes Parts Marked *)				
	201-3506-03	1	1 Phase 50Hz				
			110/220 142 Stack				
			1 Phase 60Hz				
	201-3506-02	1	100/200 117 Stack				
	201-3506-02	1	120/240 117 Stack				
			3 Phase 50Hz				
	201-3506-03	1	Reconnect 142 Stack				
			3 Phase 60Hz				
	201-3506-03	1	120/240 142 Stack				
17	204-0134	1	* Ring, Collector				
18	510-0207	1	* Bearing, Ball				

* – Parts Included in Generator Rotor Assy.

AC Control

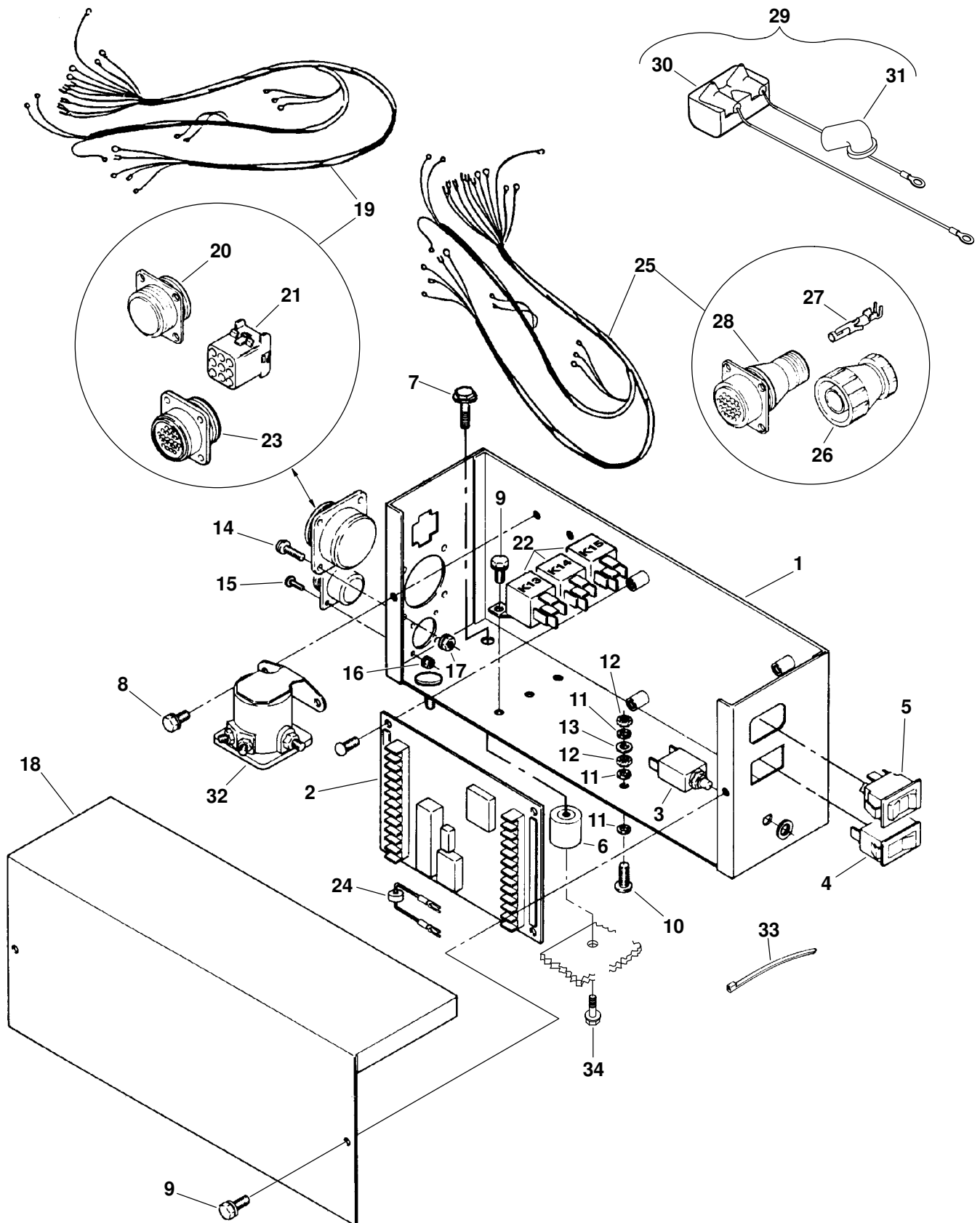


AC Control

REF NO.	PART NO.	QTY USED	PART DESCRIPTION	REF NO.	PART NO.	QTY USED	PART DESCRIPTION
	300-4274	1	Assy, Control 2 Pole 45Amp (Includes Parts Marked ~)	14	810-0155	1	#~ Screw, Round Head Brass Machine (1/4-20 x 1.25")
	300-4274-01	1	Assy, Control 2 Pole 35Amp (Includes Parts Marked ~)	15	508-0198	1	#~ Bushing, Strain Relief
	300-4274-02	1	Assy, Control 2 Pole 50Amp (Includes Parts Marked ~)	16			#~ Screw, Round Head Machine (#6-32 x 3/8')
	300-4319-01	1	Assy, Control 3 Pole 35Amp (Includes Parts Marked #)		812-0061	4	1 Phase
	300-4319-03	1	Assy, Control Plate Cover (Includes Parts Marked #)		812-0061	6	3 Phase
1	234-0952-02	1	Guard	17			#~ Washer, Lock (#6)
2			Breaker, Circuit (CB22) ~ 2 Pole		850-0020	4	1 Phase
	320-1689-05	1	35A		850-0020	6	3 Phase
	320-1689-07	1	45A	18	508-0278	1	#~ Grommet
	320-1689-08	1	50A	19	370-4083	1	Standoff, Cover
			# 3 Pole	20	305-0879-02	1	Cover, Regulator
	320-1836-03	1	25A	21	305-0931-02	1	Cover, Regulator
	320-1836-05	1	35A	22	854-0010	1	Washer, IT Lock (#10)
3	871-0016	2	#~ Nut, Hex (1/4-20)	23	813-0113	1	Screw, Round Head Machine (#10-32 x 2-3/4")
4	526-0052	1	#~ Washer, Flat (1/4")	24	305-0875-04	1	#~ Regulator, Automatic Voltage (VR21)
5	856-0006	3	#~ Washer, EIT (1/4")	25	815-0905-05	2	#~ Screw, Round Head Machine (#10-32 x 1/2")
6	821-0004	4	Screw, Lock Head (#10-32 x 5/16")	26	856-0003	2	#~ Washer, EIT (#10)
7	319-1404	1	Cover, Control	27	800-2033	6	Screw, Hex Head Cap (M6 x 1 x 16mm)
8	338-2093	1	#~ Harness, AC (Reaches From AC Control Box to DC Control Box) (Includes Plug, Socket and Clamp)	28	850-2006	6	Washer, Lock (M6)
9	323-1383	1	Plug, Circular (J1)	29	526-0018	6	Washer, Flat (1/4")
10	323-1229	1	Socket, Female	30	508-1115	1	* Trim, Edge
11	323-1385	1	Clamp, Cable	31	323-1591	4	#~* Plug, Seal
12			#~ Box, Control	32	323-1583	1	#~* Plug
	319-1954	1	1 Phase	33	323-1582	1	#~* Plug (12Pin)
	319-2134	1	3 Phase				
13			#Plate, CB Cover				
	320-1926-02	1	3 Pole CB				
	320-1813-02	1	2 Pole CB				

* - Parts Shipped Loose in Plastic Bag.

DC Control



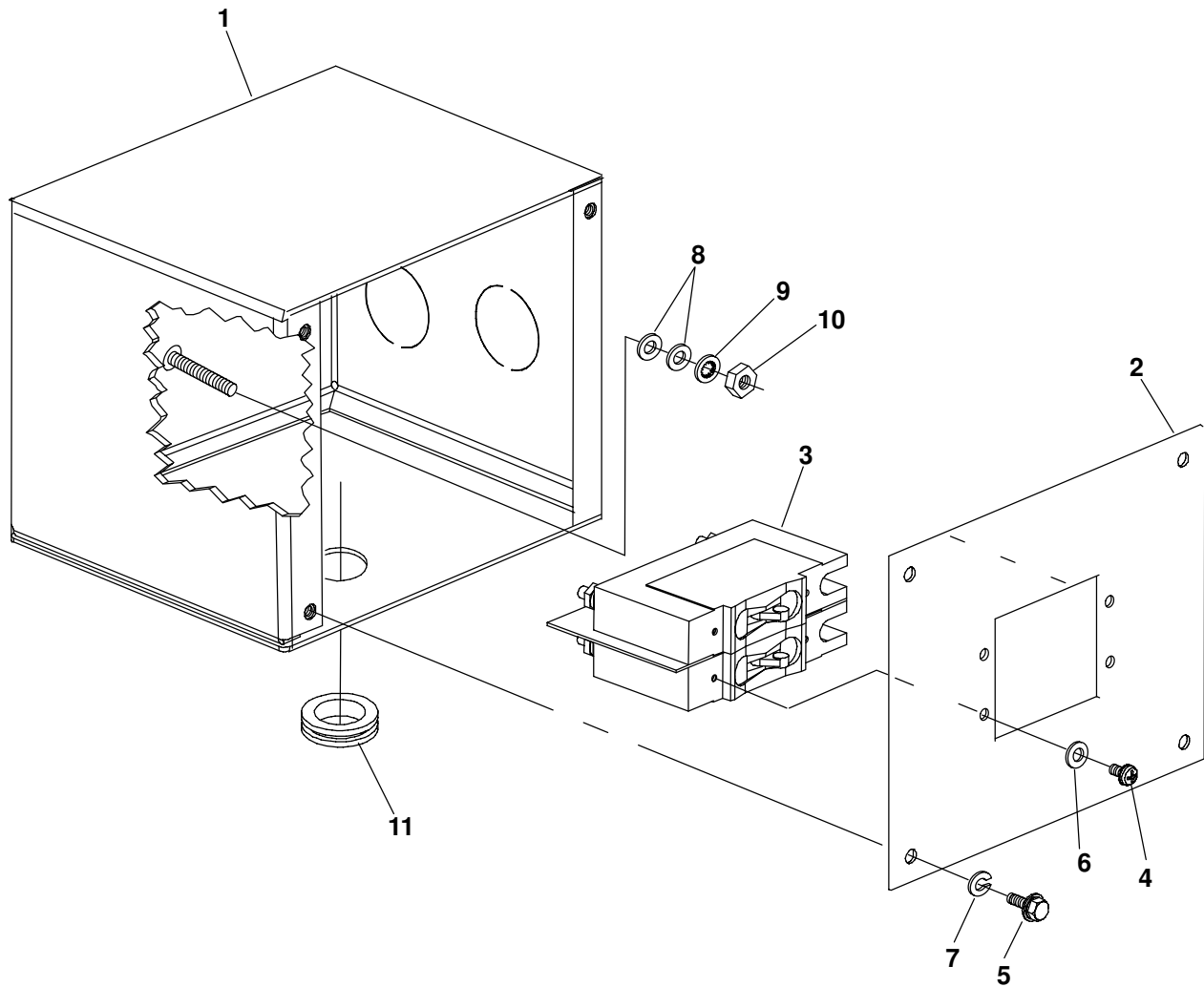
DC Control

REF NO.	PART NO.	QTY USED	PART DESCRIPTION	REF NO.	PART NO.	QTY USED	PART DESCRIPTION
1	307-2975	1	Box, Control	20	323-1384	1	# Receptacle, Circular (J1)
2	300-2604	1	PCB, Engine Monitor (A11)	21	323-1325	1	# Cap, Connector (J3)
3	320-1141	1	Breaker/Terminal Assy (Fault) (CB12)	22	307-1886	3	# Relay (K13-Heater, K14-Fuel Solenoid, K15-Fuel Flashing)
4	320-1140	1	Breaker, Circuit (CB11)	23	323-1206	1	# Receptacle, Circular (J2)
5	308-0739	1	Switch, Start/Stop (S11)	24	357-0088	1	Rectifier (CR2)
6	402-0070	4	Isolator, Vibration	25	338-2910	1	Harness, Engine (Reaches From Engine to DC Control Box) (Includes Parts Marked ◇)
7	821-0014	2	Screw, Lock Head (5/16-18 x 1/2")				
8	821-0008	2	Screw, Lock Head (1/4-20 x 5/16")	26	332-2304	1	◇ Clamp, Cable
9	821-0004	6	Screw, Lock Head (#10-32 x 5/16")	27	323-1195	14	◇ Socket, Female
10	810-0155	1	Screw, Round Head Brass Machine (1/4-20 x 1.25")	28	323-1207	1	◇ Plug, Circular (J2)
11	856-0006	3	Washer, EIT (1/4")	29	320-1782	1	◇ Breaker Assy, Circuit (Includes Circuit Breaker and Insulator)
12	871-0016	2	Nut, Hex (1/4-20)	30	320-1658	1	Breaker, Circuit (CB13)
13	526-0052	2	Washer, Flat (1/4")	31	332-2982	1	Insulator
14	815-0388	8	Screw, Round Head Machine (#6-32 x 1/2")	32	307-1617	1	Relay, Start Solenoid (12V)(K11)
15	812-0029	4	Screw, Round Head Machine (#4-40 x 3/8")	33	332-0941	1	Tie, Cable
16	870-1220	4	Nut, ET Hex (#4-40)	34	821-0014	4	Screw, Lock Flange (5/16-18 x 1/2")
17	870-0183	4	Nut, ET Hex (#6-32)				
18	307-2979	1	Cover, Control				
19	338-2828	1	Harness, DC (Internal to DC Control Box) (Includes Parts Marked #)				

– Parts Included in Control Wiring Harness.

◇ – Parts Included in Engine Wiring Harness

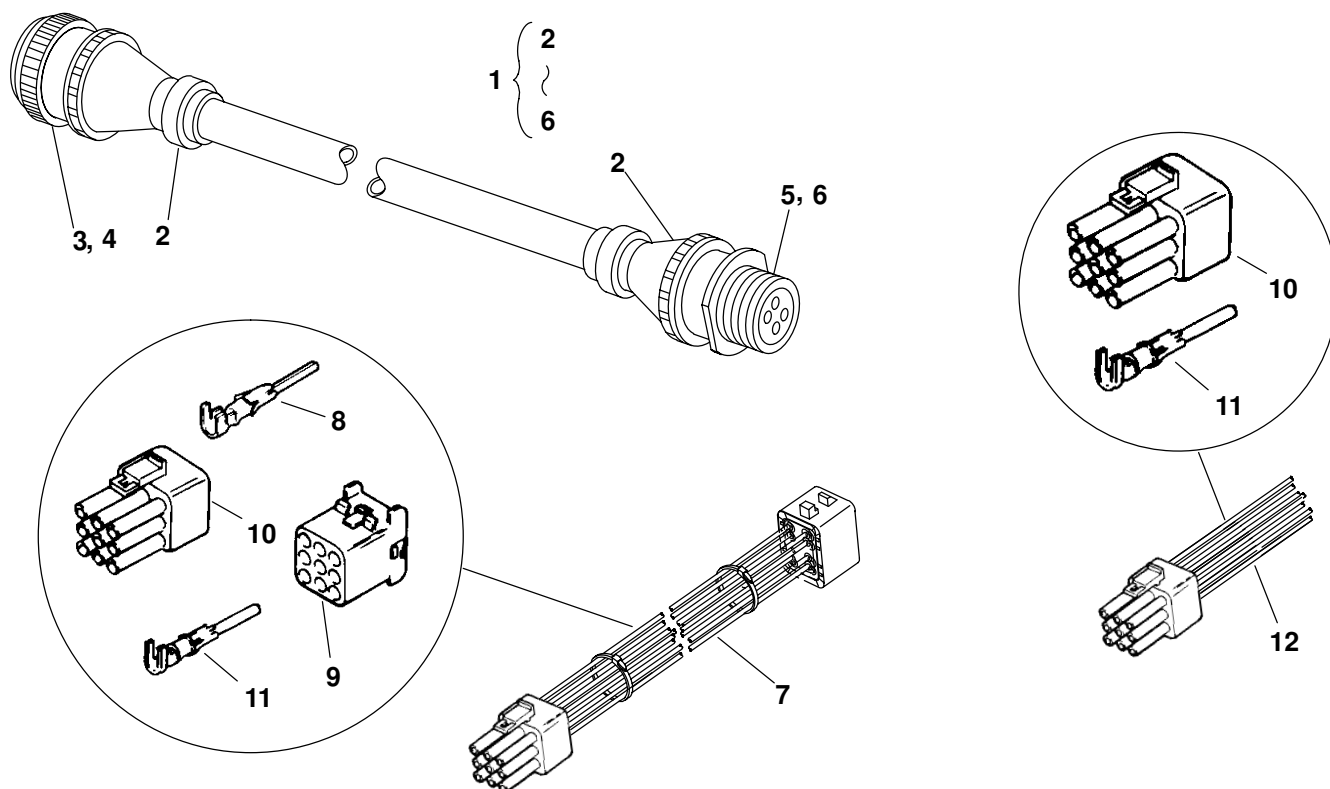
Remote Circuit Breaker Box



REF NO.	PART NO.	QTY USED	PART DESCRIPTION
	320-1840		Kit, Remote Mount Circuit Breaker
1	319-1054	1	Box, Junction
2	319-1055	1	Cover, Junction Box
3	320-1689-07	1	Breaker, Circuit (45A)
4	812-0061	4	Screw, Round Head Machine (#6-32 x .38)
5	813-0100	4	Screw, Round Head Machine (#10-32 x .50)

REF NO.	PART NO.	QTY USED	PART DESCRIPTION
6	850-0020	4	Washer, Lock (#6)
7	850-0030	4	Washer, Lock (#10)
8	526-0052	2	Washer, Flat (1/4")
9	854-0014	1	Washer, Lock IT (1/4")
10	871-0015	1	Nut, Hex Brass (1/4-20)
11	331-0538	6	Bushing, Reducer (1" to 3/4")

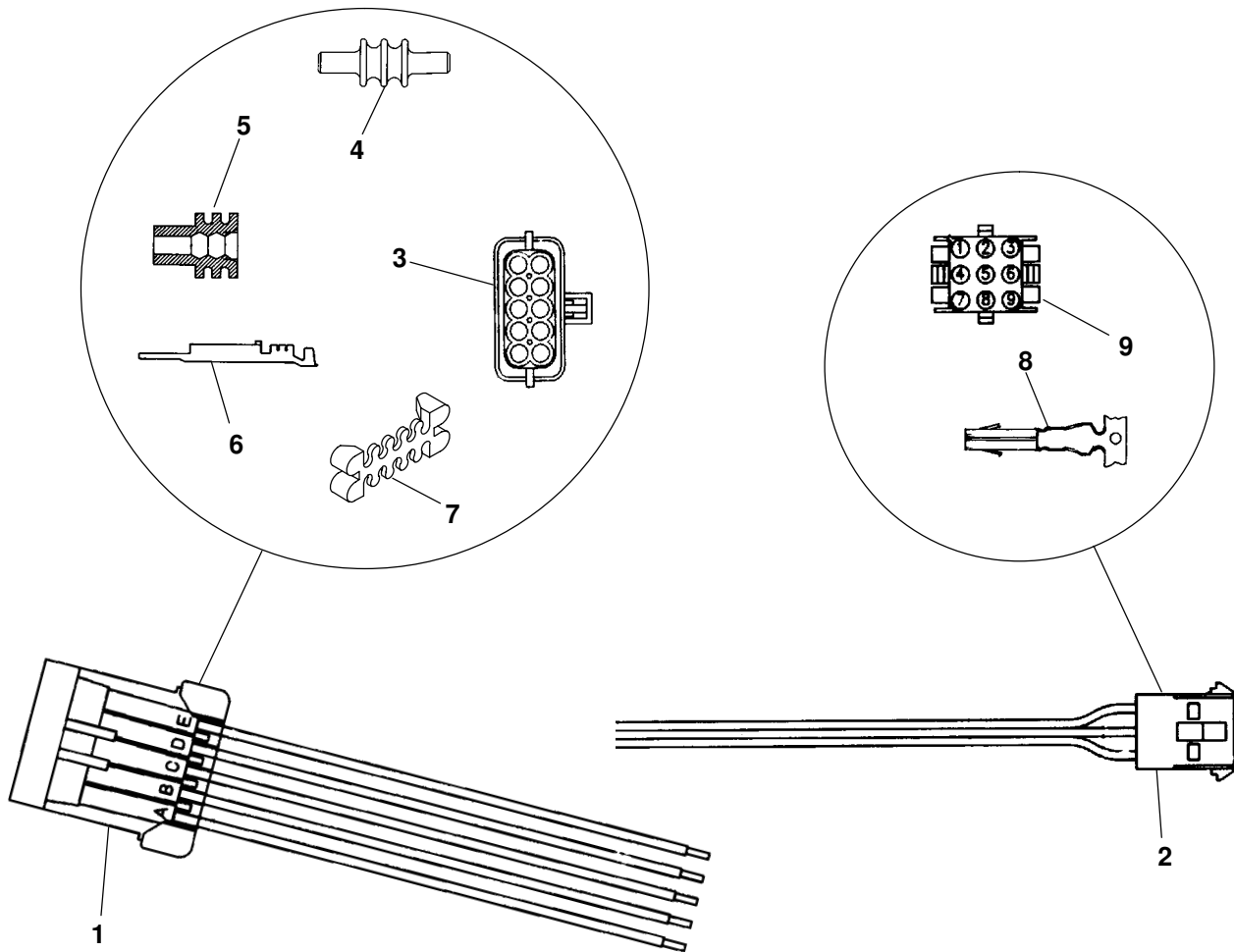
Harnesses



REF NO.	PART NO.	QTY USED	PART DESCRIPTION	REF NO.	PART NO.	QTY USED	PART DESCRIPTION
1			Harness, Control Box Extension (Includes Parts Marked *) DC (Reaches From Remote Mounted DC Control Box to Engine Harness)	6			* Pin, Terminal (J2) (Male)
	338-2912-01	1	18"		323-1228	2	AC Harness (22-18 AWG)
	338-2912-02	1	36"		323-1194	1	DC Harness (18-14 AWG)
	338-2912-03	1	84"				Harness, Remote Panel
	338-2912-04	1	120"				Extension (Reaches From DC Control Box to Remote Panel Harness) (Includes Parts Marked +)
	338-2912-05	1	156"		338-2237	1	15 ft
			AC (Reaches From AC Control Box to Remote Mounted DC Control Box)		338-2238	1	25 ft
	338-2914-01	1	18"	8	323-1200	1	+ Contact, Socket
	338-2914-02	1	36"	9	323-1325	1	+ Cap, Connector
	338-2914-03	1	84"	10	323-1291	1	## Plug, 9 Pin (J3)
	338-2914-04	1	120"	11	323-1199	9	## Pin, Contact
	338-2914-05	1	156"	12	338-2102	1	Harness, Customer Interface Pigtail (Reaches From DC Control Box to Customer Hookup) (Includes Parts Marked #)
2			* Clamp, Cable				
	323-1385	2	AC Harness				
	332-2304	2	DC Harness				
3			* Plug, Circular (P2)				
	323-1383	1	AC Harness (4 Pin)				
	323-1207	1	DC Harness (24 Pin)				
4			* Socket, Terminal (P2) (Female)				
	323-1229	2	AC Harness (22-18 AWG)				
	323-1195	1	DC Harness (18-14 AWG)				
5			* Plug, Free Hanging Receptacle (J2)				
	323-1620	1	AC Harness (4 Contacts)				
	323-1613	1	DC Harness (24 Contacts)				

* - Parts Included in Extension Control Box Harness.
+ - Parts Included in Extension Remote Panel Harness.
- Parts Included in Remote Harness.

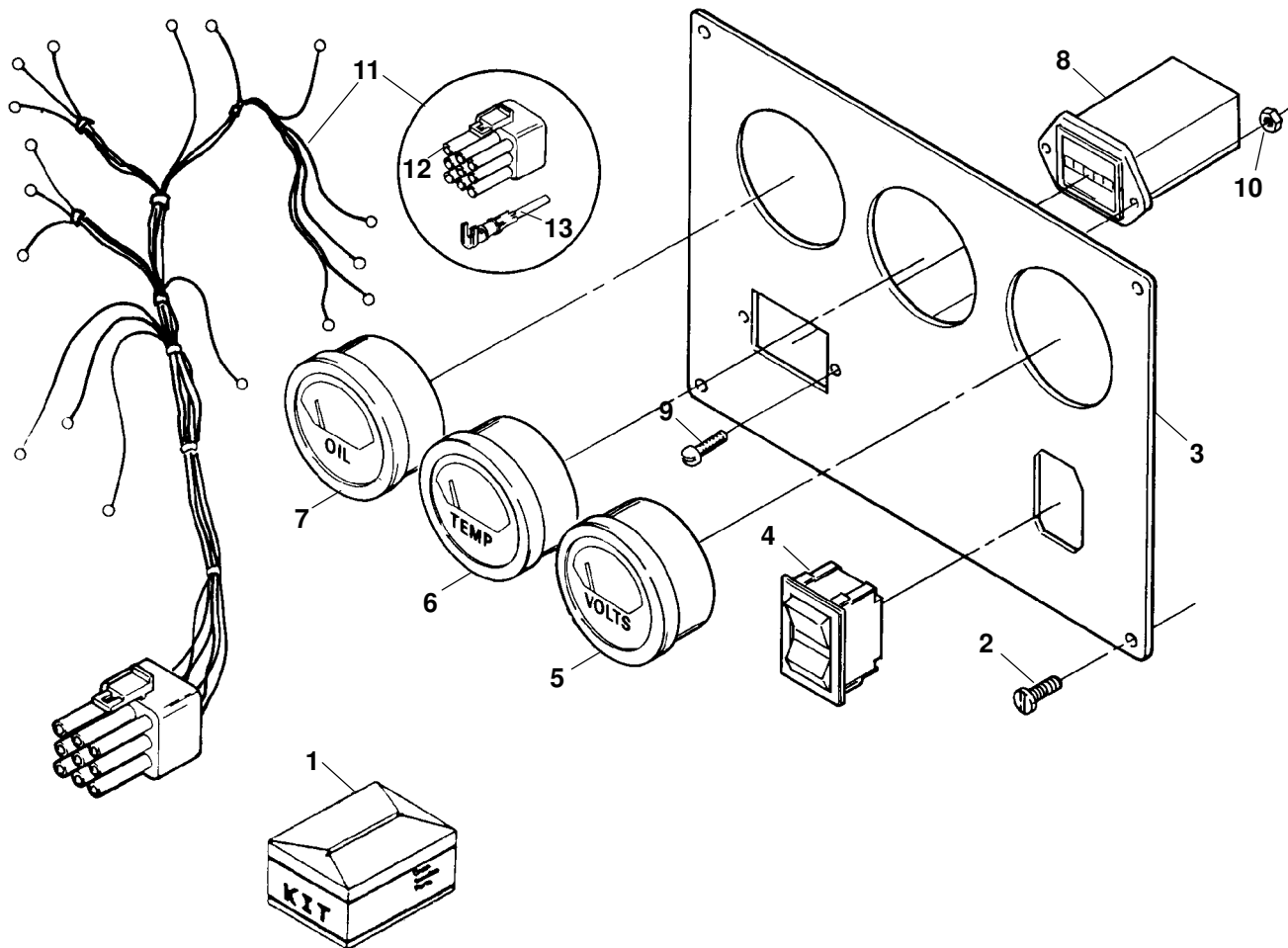
Remote Harness



REF NO.	PART NO.	QTY USED	PART DESCRIPTION
1	300-4947	1	Harness, Remote 6" (Includes Parts Marked *)
2	338-3573	1	Harness, Adapter (Includes Parts Marked #)
3	323-1710	1	*Connector, Receptacle (8 Pin)
4	323-1712	3	*Plug, Cavity

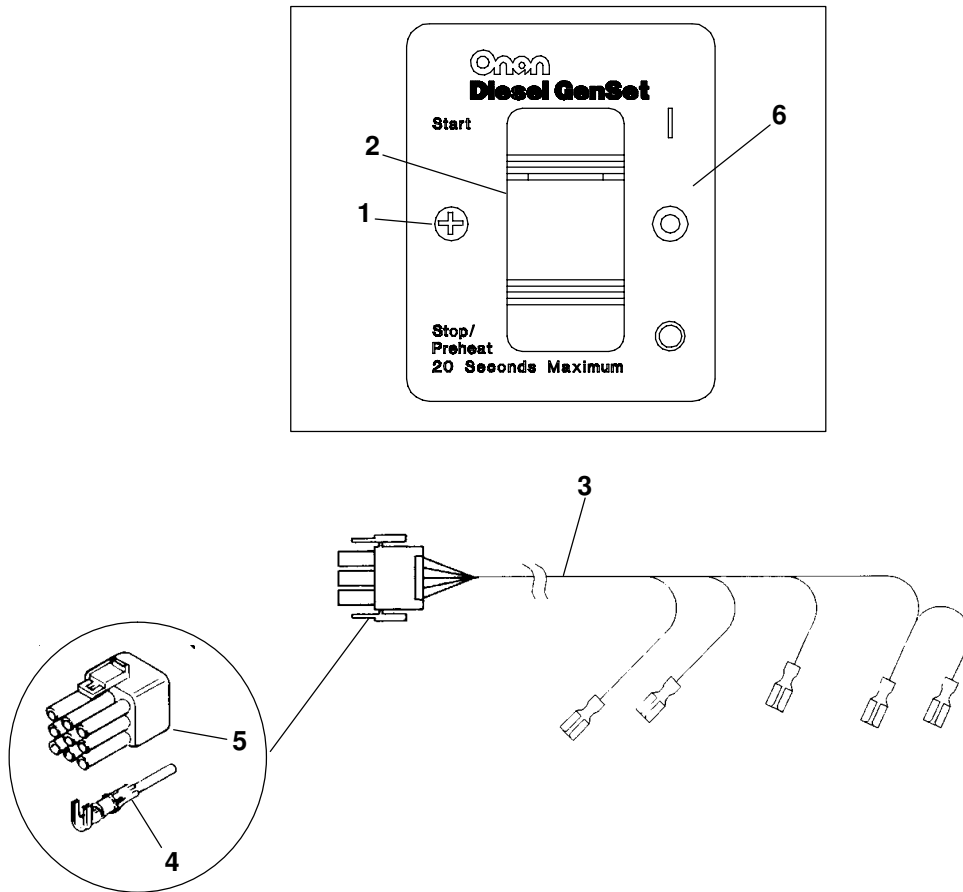
REF NO.	PART NO.	QTY USED	PART DESCRIPTION
5	323-1708	5	+* Seal, Cable
6	323-1707	5	*Pin, Contact
7	323-1719	1	*Housing, Lock
8	323-1200	AR	#Socket, Contact
9	323-1325	1	#Cap, Connector

Remote Gauge Panel



REF NO.	PART NO.	QTY USED	PART DESCRIPTION	REF NO.	PART NO.	QTY USED	PART DESCRIPTION
1	300-3248-04	1	Panel Assy, Remote Control (Includes Parts Marked *)	9	815-0385	2	*Screw, Round Head Machine (#6-32 x 1/2')
2	808-0023	4	Screw, Sheet Metal Round Head (#8 x 1/2")	10	870-0183	2	*Nut, ET Hex (#6-32)
3	319-0141	1	*Panel	11	338-2222-02	1	*Harness, Remote Panel (Reaches From Remote Panel to Remote Panel Extension Harness) (Includes Housing and Pins)
4	308-0827	1	*Switch, Rocker (S11)				
5	302-1641	1	*Voltmeter (Includes Mounting Hardware) (M14)				
6	193-0351	1	*Gauge, Coolant Temperature (Includes Mounting Hardware) (M13)	12	323-1291	1	Housing, Connector (P4)
				13	323-1199	6	Pin, Contact
7	193-0352	1	*Gauge, Oil Pressure (Includes Mounting Hardware) (M12)	* - Parts Included in Remote Control Panel Assy.			
8	302-0885	1	*Meter, Time Totalizing (M11)				

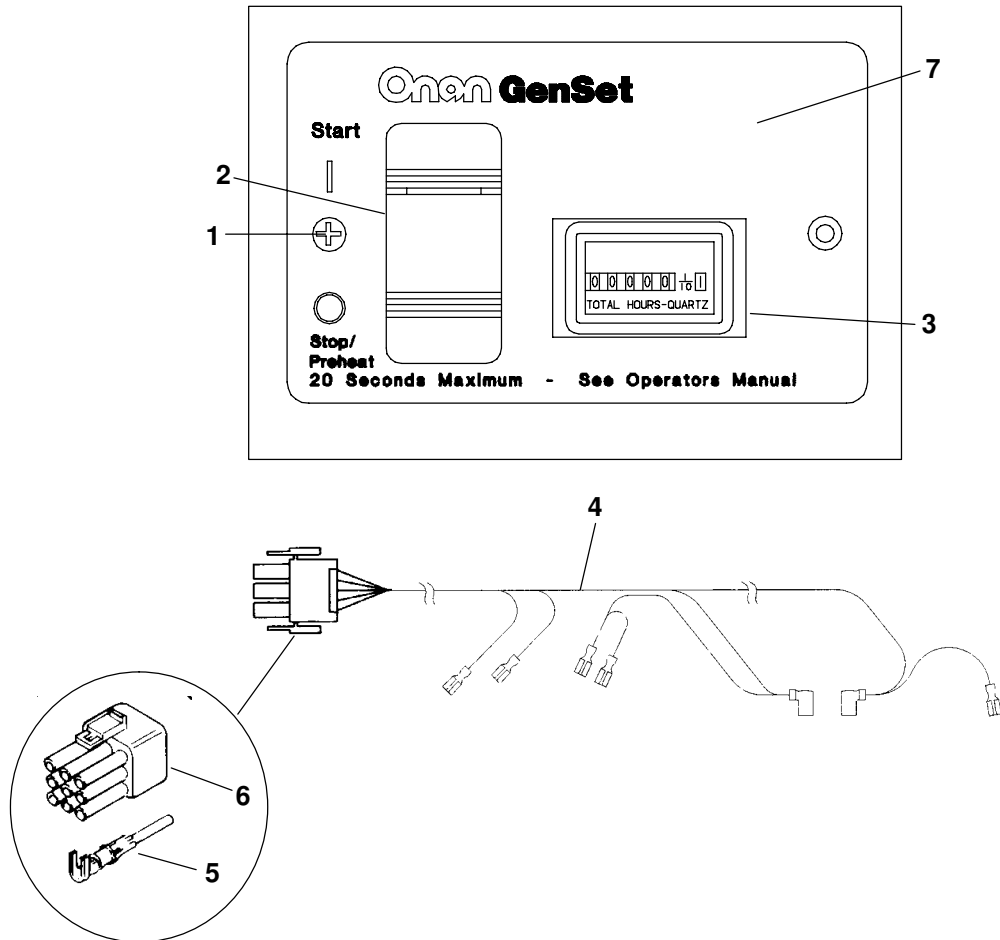
Remote Switch Panel



REF NO.	PART NO.	QTY USED	PART DESCRIPTION	REF NO.	PART NO.	QTY USED	PART DESCRIPTION
	300-4939	1	Kit, Switch Only Remote Panel	5	323-1291	1	Plug (9 Pin)
1	815-0910	2	Screw, Wood Mounting (#6 x 1)	6	319-2339-02	1	Panel, Printed
2	308-1062	1	Switch, Rocker				
3	338-3511-S0	1	Harness, Remote Panel (Includes Pins and Plug)				
4	323-1199	4	Pin, Contact				

* – Parts Included in Remote Control Panel Assy.

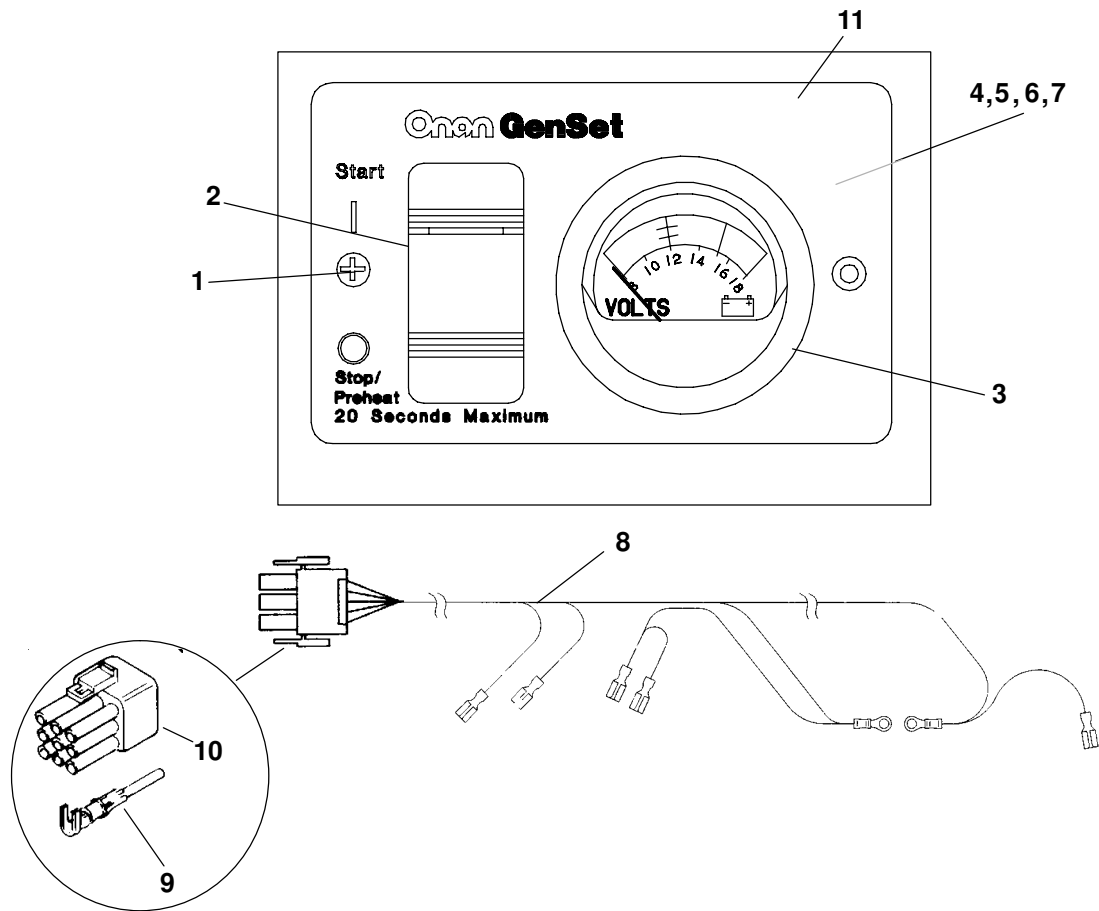
Remote Switch/Hourmeter Panel



REF NO.	PART NO.	QTY USED	PART DESCRIPTION	REF NO.	PART NO.	QTY USED	PART DESCRIPTION
	300-4940	1	Kit, Switch/Hourmeter Remote Panel	5	323-1199	5	Pin, Contact
1	815-0910	2	Screw, Wood Mounting (#6 x 1)	6	323-1291	1	Plug (9 Pin)
2	308-1062	1	Switch, Rocker	7	319-2340-04	1	Panel, Printed
3	302-2002	1	Meter, Hour				
4	338-3467	1	Harness, Remote Panel (Includes Pins and Plug)				

* – Parts Included in Remote Control Panel Assy.

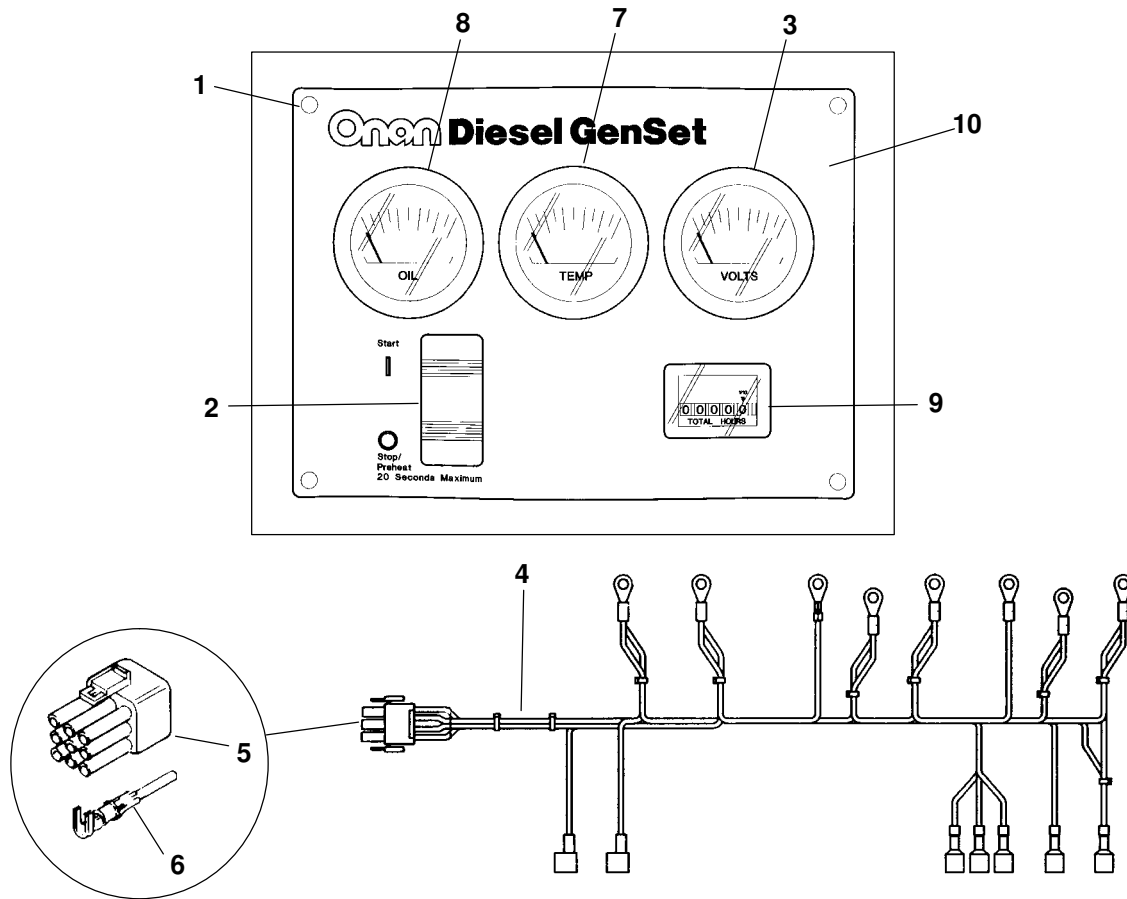
Remote Switch/Voltmeter Panel



REF NO.	PART NO.	QTY USED	PART DESCRIPTION	REF NO.	PART NO.	QTY USED	PART DESCRIPTION
	300-4941	1	Kit, Switch/Voltmeter	8	338-3508	1	Harness, Remote Panel (Includes Pins and Plug)
1	815-0910	2	Screw, Wood Mounting (#6 x 1)	9	323-1199	5	Pin, Contact
2	308-1062	1	Switch, Rocker	10	323-1291	1	Plug (9 Pin)
3	302-1641	1	Meter, Voltage	11	319-3132-01	1	Panel, Printed
4	526-0409	2	Washer, Nylon				
5	526-0049	4	Washer, Flat				
6	871-0010	4	Nut, Hex Brass Machine (10-32)				
7	850-0030	2	Washer, Lock				

* – Parts Included in Remote Control Panel Assy.

Remote Gauge Panel



REF NO.	PART NO.	QTY USED	PART DESCRIPTION	REF NO.	PART NO.	QTY USED	PART DESCRIPTION
	300-5026	1	Kit, Remote Gauge Panel	6	323-1199	7	Pin, Contact
1	808-0023	4	Screw, Pan Head Sheet Metal Mounting (#8 x .50)	7	193-0351	1	Gauge, Water Temperature
2	308-1062	1	Switch, Rocker (SPDT)	8	193-0352	1	Gauge, Oil Pressure
3	302-1641	1	Meter, Voltage	9	302-2002	1	Meter, Hour
4	338-3636	1	Harness, Remote Panel (Includes Plug and Pins)	10	319-4506	1	Panel, Printed
5	323-1291	1	Plug (9 Pin)				

* – Parts Included in Remote Control Panel Assy.

Labels, Gasket Kit

REF NO.	PART NO.	QTY USED	PART DESCRIPTION	REF NO.	PART NO.	QTY USED	PART DESCRIPTION
	185-5795	1	Label		185-6478	1	*Gasket, Cylinder Head
	185-6703	1	Label, BGI		185-6545	1	*Seal, O'Ring
	98-6303-05	1	Label, Circuit Breaker		185-5661	2	*Gasket
	98-6563	1	Label, Control		185-5663	1	*Gasket
	98-5805	1	Label, Control Panel- Front		185-6603	1	*Gasket, Shaft Cover
	98-5761	1	Label, Control Panel – Rear		185-5673	1	*Seal, O'Ring
	98-7244	1	Label, Danger – High Voltage		185-2461	1	*Seal, Oil
	98-5163-01	1	Label, Fuel Line		185-6894	1	*Gasket, Control Plate
	98-2235	1	Label, Ground		185-2284	1	*Gasket
	185-5796	1	Label, Instruction		185-5337	4	*Gasket, Nozzle Holder
			Label, Model Ident		185-6511	1	*Gasket, Bearing Case Cover
	98-7139	1	8kW		185-6869	1	*Gasket, Bearing Case
	98-7140	1	10kW		185-2291	4	*Gasket
	98-5338	1	Label, No Step		509-0196	1	*Seal, O'Ring
	98-6505-02	1	Label, Oil Recommendations		185-6580	1	*Gasket, Fuel Pump
	98-6388-02	1	Label, Phone Info Service/Parts		191-2239	2	*Seal, O'Ring
			Label, Reconnect		185-6922	1	*Gasket, Water Flange
	98-6671-02	1	1 Phase		185-2238	1	*Gasket, Thermostat
	98-7142	1	3 Phase		185-7299	1	*Gasket, Water Pump
	98-6573-02	1	Label, Schematic		185-6854	2	*Gasket, Exhaust Manifold
	98-5162-01	1	Label, Support Fuel Line		185-6684	8	*Seal, Valve Stem
	98-5755	1	Label, Warning – Hazardous		185-6853	1	*Gasket, Exhaust
			Voltage/Backfeed		185-6701	1	*Gasket, Intake Manifold
	98-6074-02	1	Label, Warning, Toxicity		185-6496	1	*Gasket, Gearcase
			State/Federal		185-6510	1	*Seal, Oil
	98-4798-01	2	Label, Warning – Rotating Parts		185-5743	2	*Seal, O'Ring
	98-7906	2	Label, Commercial Mobile Pow-		185-5869	1	*Seal, O'Ring
er					185-6494	1	*Seal, Oil
					185-3078	1	*Seal, O'Ring
					185-2095	1	*Seal, O'Ring
	168-0225	1	Kit, Engine Gasket (Includes		185-2338	1	*Seal, O'Ring
			Parts Marked *)		185-3080	2	*Seal, O'Ring
	185-5641	4	*Gasket, Delivery Valve		185-5869	2	*Seal, O'Ring
	185-5643	4	*Seal, O'Ring		185-2284	2	*Seal, O'Ring
	185-5478	1	*Gasket, Oil Pan		140-2848	1	*Seal, O'Ring
	185-2349	2	*Gasket, Oil Fill Plug				
	185-6579	1	*Gasket, Pump Cover				
	185-6488	1	*Gasket, Gearcase				
	185-6498	2	*Gasket, Valve Cover				
	185-5646	8	*Seal, O'Ring				

* – Parts Included in Engine Gasket Kit.

Numerical Index

<u>Part No.</u>	<u>Page</u>	<u>Part No.</u>	<u>Page</u>	<u>Part No.</u>	<u>Page</u>	<u>Part No.</u>	<u>Page</u>
098-2235, 67		115-0025, 42		140-2864-02, 43		185-2124, 35, 36	
098-4798-01, 67		115-0513, 31		145-2570-02, 41		185-2179, 30, 31	
098-5162-01, 67		115-0514, 34		147-0897, 28		185-2184, 30, 31	
098-5163-01, 67		120-1362, 48		149-2100, 41		185-2188, 8, 23, 24	
098-5338, 67		123-2019-01, 8		149-2106, 41		185-2233, 8	
098-5755, 67		123-2295, 34		149-2235, 41		185-2238, 32, 67	
098-5761, 67		123-2296, 34		149-2428, 41		185-2283, 18	
098-5805, 67		123-2297, 34		149-2429, 41		185-2284, 8, 17, 18, 28, 67	
098-6074-02, 67		123-2298, 34		149-2548, 41		185-2291, 33, 34, 67	
098-6303-05, 67		123-2299, 34		150-1733, 42		185-2338, 8, 67	
098-6388-02, 67		130-1788, 45		150-2554-02, 42		185-2345, 25, 28	
098-6505-02, 67		130-2779, 46		150-2555, 42		185-2349, 33, 35, 67	
098-6563, 67		130-2780, 46		150-2864, 18		185-2351, 17	
098-6573-02, 67		130-2781, 46		150-2866, 18		185-2359, 17, 35	
098-6671-02, 67		130-4121, 39		150-2867, 19		185-2367, 18	
098-7139, 67		130-4122, 39		150-2868, 19		185-2384, 33	
098-7140, 67		130-4179-02, 45		150-2869, 19		185-2385, 25, 28	
098-7142, 67		130-4182-02, 45		154-2852, 50		185-2386, 15	
098-7244, 67		130-4185-02, 45		154-3204, 49		185-2387, 11, 19	
100-3217, 8		130-4212-02, 45		155-2124, 50		185-2388, 11, 16, 17, 32, 35, 39	
100-3384-S0, 8		130-4213, 45		155-2262, 50		185-2389, 15, 49	
100-3708, 8		130-4259-02, 45		155-2653, 50		185-2390, 14	
100-3960, 8		130-4260-02, 45		155-2666, 50		185-2391, 14	
102-1443, 47		130-4261-02, 52		168-0225, 8, 67		185-2394, 35	
102-1511, 48		130-4555, 45		181-9055, 28		185-2401, 18	
102-1528, 48		130-4556, 39		181-9099, 36		185-2403, 39	
103-0835, 35		132-0462, 38		181-9225, 23		185-2411, 23, 24	
104-1861, 12		132-0463, 38		181-9228, 17		185-2412, 8	
104-1862, 12		140-2841, 43		181-9229, 17		185-2413, 23, 24	
105-0745, 11		140-2842, 43		181-9237, 50		185-2414, 23, 24	
110-3827, 30		140-2843, 43		181-9259, 17		185-2461, 17, 67	
110-3959, 31		140-2844, 43		184-0038, 36		185-2563, 47, 48	
110-3960, 24		140-2845, 43		185-2072, 30		185-2564, 18	
110-3961, 24		140-2846, 43		185-2076, 30		185-2572, 8	
110-3962, 8		140-2847, 43		185-2077, 31		185-2578, 20, 22	
110-3967, 24		140-2848, 43, 67		185-2080, 30		185-2961, 40	
114-0418, 9		140-2850, 43		185-2095, 8, 67		185-3055, 34	
114-0419, 9		140-2863-02, 43		185-2115, 8			

Numerical Index

<u>Part No.</u>	<u>Page</u>	<u>Part No.</u>	<u>Page</u>	<u>Part No.</u>	<u>Page</u>	<u>Part No.</u>	<u>Page</u>
185-3078, 47, 67		185-5396, 26		185-5625, 20, 22		185-5774, 40	
185-3080, 35, 67		185-5397, 26		185-5639, 21		185-5775, 40	
185-3093, 15		185-5398, 26		185-5640, 21		185-5777, 40	
185-4255, 17, 20, 32, 35, 36		185-5399, 26		185-5641, 21, 67		185-5782, 40	
185-5337, 25, 28, 67		185-5400, 26		185-5643, 21, 67		185-5783, 40	
185-5363, 26		185-5401, 26		185-5644, 21		185-5784, 40	
185-5364, 26		185-5402, 26		185-5645, 21		185-5785, 40	
185-5365, 26		185-5403, 26		185-5646, 21, 67		185-5786, 40	
185-5366, 26		185-5404, 26		185-5647, 21		185-5787, 40	
185-5367, 26		185-5405, 26		185-5649, 21		185-5788, 40	
185-5368, 26		185-5406, 26		185-5650, 21		185-5789, 40	
185-5369, 26		185-5407, 33, 35		185-5652, 21		185-5790, 40	
185-5370, 26		185-5421, 25, 28		185-5653, 21		185-5791, 40	
185-5371, 26		185-5445, 39		185-5654, 21		185-5795, 67	
185-5372, 26		185-5446, 39		185-5655, 21		185-5796, 67	
185-5373, 26		185-5447, 39		185-5658, 21		185-5798, 20	
185-5374, 26		185-5458, 32		185-5659, 21		185-5826, 48	
185-5375, 26		185-5477, 12		185-5661, 21, 22, 67		185-5833, 35, 36	
185-5376, 26		185-5478, 47, 67		185-5662, 21, 22		185-5835, 35	
185-5377, 26		185-5484, 8		185-5663, 21, 22, 67		185-5845, 8	
185-5378, 26		185-5486, 8		185-5673, 17, 67		185-5869, 35, 67	
185-5379, 26		185-5487, 8		185-5684, 18		185-5924, 10	
185-5380, 26		185-5490, 8		185-5685, 18		185-5938, 10	
185-5381, 26		185-5502, 23		185-5688, 17		185-5939, 10	
185-5382, 26		185-5558, 11		185-5714, 37		185-5941, 10	
185-5383, 26		185-5560, 11		185-5719, 37		185-5942, 10	
185-5384, 26		185-5607, 25, 28		185-5741, 35, 36		185-5943, 10	
185-5385, 26		185-5608, 25, 28		185-5742, 35, 36		185-5959, 15, 16, 19	
185-5386, 26		185-5609, 25, 28		185-5743, 35, 36, 67		185-5960, 15, 16, 19	
185-5387, 26		185-5612, 25, 28		185-5744, 36		185-5985, 28	
185-5388, 26		185-5616, 26, 28		185-5745, 37		185-6040, 8	
185-5389, 26		185-5617, 26		185-5767, 40		185-6103, 34	
185-5390, 26		185-5618, 26		185-5768, 40		185-6121, 8	
185-5391, 26		185-5619, 26		185-5769, 40		185-6163, 19	
185-5392, 26		185-5620, 26		185-5770, 40		185-6187, 40	
185-5393, 26		185-5621, 26		185-5771, 40		185-6188, 40	
185-5394, 26		185-5623, 20, 22		185-5772, 40		185-6189, 40	
185-5395, 26		185-5624, 20, 22		185-5773, 40		185-6190, 40	

Numerical Index

<u>Part No.</u>	<u>Page</u>	<u>Part No.</u>	<u>Page</u>	<u>Part No.</u>	<u>Page</u>	<u>Part No.</u>	<u>Page</u>
185-6191, 40		185-6498, 33, 34, 67		185-6541, 10		185-6581, 20, 21	
185-6347, 39		185-6499, 33, 49		185-6542, 10		185-6584, 20, 22	
185-6394, 33, 34		185-6500, 33		185-6543, 10		185-6585, 20, 22	
185-6440, 39		185-6501, 33		185-6544, 10		185-6586, 20	
185-6445, 32		185-6503, 33		185-6545, 67		185-6587, 21	
185-6457, 37		185-6504, 33		185-6546, 10		185-6588, 21	
185-6459, 31		185-6506, 14		185-6547, 10		185-6589, 21	
185-6466, 8		185-6507, 14		185-6548, 10		185-6590, 21	
185-6467, 8		185-6508, 14		185-6549, 10		185-6591, 21	
185-6468, 8		185-6509, 14		185-6550, 10		185-6592, 21	
185-6469, 8		185-6510, 14, 67		185-6551, 10		185-6593, 19	
185-6471, 8		185-6511, 14, 67		185-6552, 10		185-6594, 19	
185-6472, 8		185-6512, 14		185-6553, 10		185-6595, 19	
185-6473, 47		185-6513, 14		185-6554, 10		185-6598, 19	
185-6474, 23		185-6514, 14		185-6556, 10		185-6599, 19	
185-6475, 23		185-6515, 14		185-6558, 15		185-6600, 19	
185-6476, 23		185-6516, 11		185-6559, 15		185-6601, 19	
185-6477, 23, 24		185-6517, 11		185-6560, 15, 16		185-6602, 19	
185-6478, 23, 67		185-6518, 11		185-6561, 15, 16		185-6603, 19, 67	
185-6479, 23, 24		185-6519, 11		185-6562, 15, 16		185-6604, 19	
185-6480, 35		185-6520, 11		185-6563, 15, 16		185-6605, 19	
185-6481, 35, 36		185-6521, 11		185-6564, 15, 16		185-6606, 17	
185-6482, 35, 36		185-6522, 11		185-6565, 15, 16		185-6607, 17	
185-6483, 35, 36		185-6523, 11		185-6566, 15, 16		185-6608, 17	
185-6484, 35, 36		185-6524, 11		185-6567, 15, 16		185-6609, 17	
185-6485, 35, 36		185-6525, 11		185-6568, 15, 16		185-6610, 17	
185-6486, 35, 36		185-6526, 11		185-6569, 15, 16		185-6611, 17	
185-6487, 35, 36		185-6529, 9		185-6570, 15, 16		185-6612, 17	
185-6488, 35, 67		185-6530, 9		185-6571, 15, 16		185-6613, 17	
185-6489, 36		185-6531, 9		185-6572, 15, 16		185-6614, 17	
185-6490, 35		185-6532, 9		185-6573, 15, 16		185-6615, 17	
185-6491, 35, 36		185-6533, 9		185-6574, 18		185-6616, 17	
185-6492, 35, 36		185-6534, 9		185-6575, 18		185-6617, 25	
185-6493, 35		185-6535, 9		185-6576, 18		185-6618, 25, 26	
185-6494, 35, 67		185-6536, 9		185-6577, 18		185-6621, 25	
185-6495, 35		185-6537, 9		185-6578, 18		185-6622, 25	
185-6496, 35, 67		185-6538, 9		185-6579, 18, 67		185-6623, 25	
185-6497, 33		185-6540, 10		185-6580, 20, 67		185-6624, 25, 28	

Numerical Index

<u>Part No.</u>	<u>Page</u>	<u>Part No.</u>	<u>Page</u>	<u>Part No.</u>	<u>Page</u>	<u>Part No.</u>	<u>Page</u>
185-6625, 26		185-6682, 30, 31		185-6856, 8		185-7056, 40	
185-6626, 26		185-6683, 30, 31		185-6863, 35, 36		185-7069, 35, 36, 49	
185-6627, 39, 40		185-6684, 30, 67		185-6864, 35, 36		185-7110, 50	
185-6628, 39		185-6685, 30		185-6869, 14, 67		185-7212, 8	
185-6629, 39		185-6686, 30		185-6871, 14		185-7216, 36	
185-6630, 39		185-6687, 30, 31		185-6876, 15		185-7223, 18	
185-6631, 39		185-6688, 30, 31		185-6879, 15		185-7243, 12	
185-6632, 39		185-6689, 30, 31		185-6880, 15, 16		185-7245, 8	
185-6633, 39		185-6690, 30		185-6884, 21		185-7249, 10	
185-6634, 39		185-6691, 30, 31		185-6887, 21, 22		185-7251, 21	
185-6640, 13		185-6692, 30		185-6889, 18		185-7266, 28	
185-6641, 13		185-6693, 30, 31		185-6893, 17		185-7291, 13	
185-6645, 13		185-6694, 30, 31		185-6894, 17, 67		185-7299, 37, 38, 67	
185-6653, 13		185-6695, 30, 31		185-6897, 28		185-7300, 31	
185-6654, 13		185-6696, 50		185-6900, 27, 29		185-7305, 14	
185-6655, 13		185-6697, 50		185-6901, 27, 29		185-7306, 14	
185-6656, 13		185-6698, 50		185-6902, 27, 29		185-7307, 14	
185-6657, 13		185-6699, 50		185-6903, 27, 29		185-7313, 18	
185-6658, 13		185-6700, 49		185-6904, 27, 29		185-7395, 31	
185-6660, 13		185-6701, 49, 67		185-6905, 27, 29		185-7402, 17	
185-6661, 13		185-6703, 67		185-6906, 27, 29		185-7403, 21	
185-6662, 13		185-6721, 33		185-6907, 27, 29		185-7404, 28	
185-6663, 32		185-6740, 25, 27, 28, 29		185-6908, 27, 29		185-7405, 35	
185-6665, 32, 35		185-6741, 15, 16		185-6909, 27, 29		185-7420, 8	
185-6666, 32		185-6742, 20, 22		185-6910, 27, 29		185-7421, 48	
185-6667, 32		185-6743, 20, 22		185-6911, 27, 29		185-7423, 35, 36	
185-6668, 32		185-6744, 20, 22		185-6912, 27, 29		185-7425, 17, 35, 36	
185-6670, 32		185-6745, 9		185-6913, 27, 29		185-7426, 34	
185-6671, 37		185-6746, 9		185-6914, 27, 29		185-7429, 10	
185-6672, 37, 38		185-6747, 23, 24		185-6915, 27, 29		185-7432, 19	
185-6673, 37		185-6748, 20, 21, 22		185-6916, 27, 29		185-7433, 17	
185-6674, 37		185-6750, 25, 28		185-6917, 27, 29		185-7441, 31	
185-6675, 38		185-6751, 25, 28		185-6918, 27, 29		191-2229, 12, 13	
185-6677, 32, 37, 38, 49		185-6759, 17, 20, 22, 32, 35, 36		185-6921, 32		191-2239, 13, 67	
185-6678, 37		185-6785, 39		185-6922, 32, 67		191-2240, 13	
185-6679, 37		185-6786, 39		185-6930, 18		191-2241, 13	
185-6680, 39		185-6853, 50, 67		185-6931, 17, 18		191-2245, 13	
185-6681, 30, 31		185-6854, 50, 67		185-6956, 23, 24		191-2246, 13	

Numerical Index

<u>Part No.</u>	<u>Page</u>	<u>Part No.</u>	<u>Page</u>	<u>Part No.</u>	<u>Page</u>	<u>Part No.</u>	<u>Page</u>
191-2247, 13		300-4274-02, 56		320-1140, 58		332-0942, 13	
191-2250, 13		300-4319-01, 56		320-1141, 58		332-1024, 45	
191-2251, 13		300-4319-03, 56		320-1658, 58		332-2304, 58, 60	
191-2252, 13		300-4939, 63		320-1689-05, 56		332-2982, 58	
191-2253, 13		300-4940, 64		320-1689-07, 56, 59		337-0081, 52	
191-2254, 13		300-4941, 65		320-1689-08, 56		338-2093, 56	
191-2255, 13		300-4947, 61		320-1782, 58		338-2102, 60	
193-0244, 8		300-5026, 66		320-1813-02, 56		338-2222-02, 62	
193-0318, 32		302-0885, 62		320-1836-03, 56		338-2237, 60	
193-0351, 62, 66		302-1641, 62, 65, 66		320-1836-05, 56		338-2238, 60	
193-0352, 62, 66		302-2002, 64, 66		320-1840, 59		338-2828, 58	
201-3506-02, 54		305-0875-04, 56		320-1926-02, 56		338-2910, 58	
201-3506-03, 54		305-0879-02, 56		323-1194, 60		338-2912-01, 60	
204-0134, 54		305-0931-02, 56		323-1195, 58, 60		338-2912-02, 60	
205-0220, 54		306-4081, 42		323-1199, 60, 62, 63, 64, 65, 66		338-2912-03, 60	
211-0447, 54		306-5103, 8		323-1200, 60, 61		338-2912-04, 60	
211-0448-03, 54		307-1617, 58		323-1206, 58		338-2912-05, 60	
212-1276-03, 54		307-1886, 58		323-1207, 58, 60		338-2914-01, 60	
212-1285-S0, 54		307-2546, 42		323-1228, 60		338-2914-02, 60	
212-1286-S0, 54		307-2809, 42		323-1229, 56, 60		338-2914-03, 60	
214-0103, 54		307-2975, 58		323-1229, 56, 60		338-2914-04, 60	
220-4395-04, 54		307-2979, 58		323-1291, 60, 62, 63, 64, 65, 66		338-2914-05, 60	
220-4434-03, 54		308-0739, 58		323-1325, 58, 60, 61		338-3467, 64	
220-4434-04, 54		308-0827, 62		323-1383, 56, 60		338-3508, 65	
220-4434-07, 54		308-1062, 63, 64, 65, 66		323-1384, 58		338-3511-S0, 63	
220-4495-03, 54		309-0159, 8		323-1385, 56, 60		338-3573, 61	
231-0347, 54		309-0552, 32		323-1582, 56		338-3636, 66	
231-0353-S0, 12		309-0641-05, 8		323-1583, 56		357-0088, 58	
232-3296, 54		319-0141, 62		323-1591, 56		370-4083, 56	
232-3752, 54		319-1054, 59		323-1613, 60		402-0070, 45, 58	
232-3753, 54		319-1055, 59		323-1620, 60		402-0653, 52	
232-3755-02, 54		319-1404, 56		323-1707, 61		403-3522-02, 52	
232-3915, 54		319-1954, 56		323-1708, 61		403-3584-02, 52	
234-0952-02, 56		319-2134, 56		323-1710, 61		502-0003, 41	
300-2604, 58		319-2339-02, 63		323-1712, 61		502-0028, 41	
300-3248-04, 62		319-2340-04, 64		323-1719, 61		502-0033, 41	
300-4274, 56		319-3132-01, 65		331-0538, 59		502-0313, 41	
300-4274-01, 56		319-4506, 66		332-0941, 45, 58		502-0917, 8	

Numerical Index

<u>Part No.</u>	<u>Page</u>	<u>Part No.</u>	<u>Page</u>	<u>Part No.</u>	<u>Page</u>	<u>Part No.</u>	<u>Page</u>
503-0189, 45		526-0324, 52		821-0004, 56, 58			
503-0227, 47		526-0399-56, 54		821-0008, 58			
503-0276, 45		526-0409, 65		821-0010, 45			
503-0365, 43		526-2080, 54		821-0014, 45, 52, 58			
503-0976, 47		526-2100, 43, 45, 54		821-0016, 45			
503-1450, 43		718-1018, 39		821-0028, 45			
503-1861, 45		718-1020, 47		821-0029, 52			
503-1884, 45		718-1035, 43		821-2045, 45			
503-2000, 45		718-1036, 43		850-0020, 56, 59			
503-2708, 34		718-1037, 32		850-0030, 59, 65			
503-2709, 34		725-1052, 50		850-0114-07, 54			
504-0176, 47		740-1008, 12, 52		850-2005, 54			
505-0098, 8		750-1006, 13		850-2006, 39, 41, 42, 47, 56			
505-0763, 8		800-0057, 52		850-2008, 12, 41, 50			
506-0034, 19		800-2006, 54		850-2010, 41, 45, 52			
507-0011, 16		800-2008, 54		854-0010, 56			
508-0198, 56		800-2029, 41, 42		854-0014, 59			
508-0278, 56		800-2033, 56		856-0003, 56			
508-1049-02, 54		800-2056, 41, 54		856-0006, 41, 56, 58			
508-1115, 56		800-2515, 12, 54		856-0008, 45			
508-1253, 9		800-3004, 41		856-0010, 8, 52			
509-0196, 54, 67		800-6368, 38		860-2075, 18			
509-0440, 38		800-6369, 48		862-0003, 52, 54			
510-0163, 15		808-0023, 62, 66		870-0131, 42			
510-0207, 54		808-0054, 46		870-0183, 58, 62			
510-0223, 16		810-0155, 56, 58		870-1220, 58			
510-0224, 16		812-0029, 58		870-2055, 43			
510-0225, 38		812-0061, 56, 59		871-0010, 65			
516-0247, 12		813-0100, 42, 59		871-0015, 59			
520-1000-02, 54		813-0113, 56		871-0016, 56, 58			
520-1000-03, 54		815-0385, 62		98-7906, 67			
526-0018, 39, 56		815-0388, 58					
526-0021, 46		815-0585, 52					
526-0029, 45		815-0586, 8					
526-0030, 52		815-0600, 12					
526-0049, 65		815-0810, 54					
526-0052, 56, 58, 59		815-0905-05, 56					
526-0174, 17		815-0910, 63, 64, 65					



Cummins Power Generation
1400 73rd Avenue N.E.
Minneapolis, MN 55432
763-574-5000
Fax: 763-574-8087

Cummins and Onan are registered trademarks of Cummins Inc.



**Power
Generation**

Redistribution or publication of this document
by any means, is strictly prohibited.